

Precinct Results Report

Run Time: 7:24 PM
Run Date: 05/17/2022

PRIMARY ELECTION HELD ON

OFFICIAL BALLOT FOR ROWAN COUNTY

5/17/2022

Page 1

Unofficial Results

Ballots Cast: 3935
Polling Places Reporting: 9 of 9 = 100.00%

A 101 125 ballots cast

UNITED STATES SENATOR - (Vote for One)

Choice	Party	Absentee Voting		Early Voting		Election Day Voting		Total	
John SCHIESS		0	0.00%	0	0.00%	0	0.00%	0	0.00%
Tami L. STAINFIELD		0	0.00%	0	0.00%	1	6.67%	1	5.56%
Arnold BLANKENSHIP		0	0.00%	0	0.00%	2	13.33%	2	11.11%
Valerie "Dr Val" FREDRICK		0	0.00%	0	0.00%	2	13.33%	2	11.11%
Paul V. HAMILTON		0	0.00%	0	0.00%	1	6.67%	1	5.56%
Rand PAUL		1	100.00%	2	100.00%	9	60.00%	12	66.67%
Cast Votes:		1	100.00%	2	100.00%	15	100.00%	18	100.00%
Undervotes:		0		0		1		1	
Overvotes:		0		0		0		0	

UNITED STATES REPRESENTATIVE in CONGRESS 5th Congressional District - (Vote for One)

Choice	Party	Absentee Voting		Early Voting		Election Day Voting		Total	
Harold "Hal" ROGERS		1	100.00%	1	50.00%	10	66.67%	12	66.67%
Jeannette ANDREWS		0	0.00%	0	0.00%	2	13.33%	2	11.11%
Brandon Russell MONHOLLEN		0	0.00%	0	0.00%	2	13.33%	2	11.11%
Gerardo SERRANO		0	0.00%	0	0.00%	1	6.67%	1	5.56%
Rich VAN DAM		0	0.00%	1	50.00%	0	0.00%	1	5.56%
Cast Votes:		1	100.00%	2	100.00%	15	100.00%	18	100.00%
Undervotes:		0		0		1		1	
Overvotes:		0		0		0		0	

SHERIFF - (Vote for One)

Choice	Party	Absentee Voting		Early Voting		Election Day Voting		Total	
Edward W. OWENS		0	0.00%	0	0.00%	0	0.00%	0	0.00%
Donnie HALL II.		1	100.00%	2	100.00%	15	100.00%	18	100.00%
Cast Votes:		1	100.00%	2	100.00%	15	100.00%	18	100.00%
Undervotes:		0		0		1		1	
Overvotes:		0		0		0		0	

RECEIVED
JUN 16 2022
BY: _____

Precinct Results Report

Run Time: 7:24 PM
Run Date: 05/17/2022

PRIMARY ELECTION HELD ON

OFFICIAL BALLOT FOR ROWAN COUNTY

5/17/2022

Page 2

Unofficial Results

Ballots Cast: 395
Reporting: 100.00%

A101

125 ballots cast

UNITED STATES SENATOR - (Vote for One)

Choice	Party	Absentee Voting		Early Voting		Election Day Voting		Total	
Joshua Wesley BLANTON SR.		0	0.00%	0	0.00%	9	10.47%	9	9.00%
Charles BOOKER		7	100.00%	6	85.71%	71	82.56%	84	84.00%
Ruth GAO		0	0.00%	1	14.29%	2	2.33%	3	3.00%
John MERRILL		0	0.00%	0	0.00%	4	4.65%	4	4.00%
Cast Votes:		7	100.00%	7	100.00%	86	100.00%	100	100.00%
Undervotes:		0		0		5		5	
Overvotes:		0		0		0		0	

STATE REPRESENTATIVE 99th Representative District - (Vote for One)

Choice	Party	Absentee Voting		Early Voting		Election Day Voting		Total	
Kevin ANDERSON		6	100.00%	6	100.00%	75	88.24%	87	89.69%
Edward FRAZIER		0	0.00%	0	0.00%	10	11.76%	10	10.31%
Cast Votes:		6	100.00%	6	100.00%	85	100.00%	97	100.00%
Undervotes:		1		1		6		8	
Overvotes:		0		0		0		0	

QUESTION

Choice	Party	Absentee Voting		Early Voting		Election Day Voting		Total	
YES		3	37.50%	8	88.89%	92	86.79%	103	83.74%
NO		5	62.50%	1	11.11%	14	13.21%	20	16.26%
Cast Votes:		8	100.00%	9	100.00%	106	100.00%	123	100.00%
Undervotes:		0		0		2		2	
Overvotes:		0		0		0		0	

Precinct Results Report

Run Time: 7:24 PM
Run Date: 05/17/2022

PRIMARY ELECTION HELD ON

OFFICIAL BALLOT FOR ROWAN COUNTY

5/17/2022

Page 3

Unofficial Results

Ballots Cast: 3935
Polling Places Reporting: 9 of 9 = 100.00%

A102

UNITED STATES SENATOR - (Vote for One)


Choice	Party	Absentee Voting		Early Voting		Election Day Voting		Total	
John SCHIESS		0	0.00%	0	0.00%	1	0.93%	1	0.72%
Tami L. STAINFIELD		0	0.00%	0	0.00%	3	2.78%	3	2.17%
Arnold BLANKENSHIP		0	0.00%	0	0.00%	1	0.93%	1	0.72%
Valerie "Dr Val" FREDRICK		0	0.00%	3	11.11%	10	9.26%	13	9.42%
Paul V. HAMILTON		1	33.33%	2	7.41%	2	1.85%	5	3.62%
Rand PAUL		2	66.67%	22	81.48%	91	84.26%	115	83.33%
Cast Votes:		3	100.00%	27	100.00%	108	100.00%	138	100.00%
Undervotes:		0		2		4		6	
Overvotes:		0		0		0		0	

UNITED STATES REPRESENTATIVE in CONGRESS 5th Congressional District - (Vote for One)

Choice	Party	Absentee Voting		Early Voting		Election Day Voting		Total	
Harold "Hal" ROGERS		2	66.67%	25	100.00%	98	90.74%	125	91.91%
Jeannette ANDREWS		0	0.00%	0	0.00%	4	3.70%	4	2.94%
Brandon Russell MONHOLLEN		1	33.33%	0	0.00%	3	2.78%	4	2.94%
Gerardo SERRANO		0	0.00%	0	0.00%	1	0.93%	1	0.74%
Rich VAN DAM		0	0.00%	0	0.00%	2	1.85%	2	1.47%
Cast Votes:		3	100.00%	25	100.00%	108	100.00%	136	100.00%
Undervotes:		0		4		4		8	
Overvotes:		0		0		0		0	

SHERIFF - (Vote for One)

Choice	Party	Absentee Voting		Early Voting		Election Day Voting		Total	
Edward W. OWENS		0	0.00%	2	7.14%	19	17.12%	21	14.79%
Donnie HALL II.		3	100.00%	26	92.86%	92	82.88%	121	85.21%
Cast Votes:		3	100.00%	28	100.00%	111	100.00%	142	100.00%
Undervotes:		0		1		1		2	
Overvotes:		0		0		0		0	




PRIMARY ELECTION HELD ON

OFFICIAL BALLOT FOR ROWAN COUNTY

5/17/2022

Page 4



A 102

3191 ballots cast

UNITED STATES SENATOR - (Vote for One)

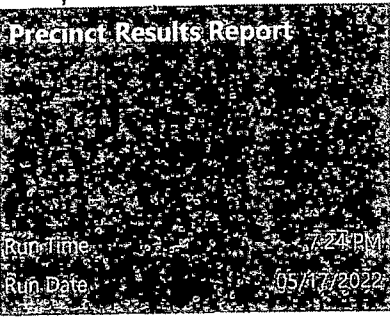
Choice	Party	Absentee Voting		Early Voting		Election Day Voting		Total	
Joshua Wesley BLANTON SR.		0	0.00%	3	7.32%	21	19.63%	24	16.00%
Charles BOOKER		1	50.00%	33	80.49%	70	65.42%	104	69.33%
Ruth GAO		1	50.00%	5	12.20%	7	6.54%	13	8.67%
John MERRILL		0	0.00%	0	0.00%	9	8.41%	9	6.00%
Cast Votes:		2	100.00%	41	100.00%	107	100.00%	150	100.00%
Undervotes:		0		2		7		9	
Overvotes:		0		0		0		0	

STATE REPRESENTATIVE 99th Representative District - (Vote for One)

Choice	Party	Absentee Voting		Early Voting		Election Day Voting		Total	
Kevin ANDERSON		1	50.00%	40	93.02%	87	79.09%	128	82.58%
Edward FRAZIER		1	50.00%	3	6.98%	23	20.91%	27	17.42%
Cast Votes:		2	100.00%	43	100.00%	110	100.00%	155	100.00%
Undervotes:		0		0		4		4	
Overvotes:		0		0		0		0	

QUESTION

Choice	Party	Absentee Voting		Early Voting		Election Day Voting		Total	
YES		2	40.00%	57	78.08%	160	67.23%	219	69.30%
NO		3	60.00%	16	21.92%	78	32.77%	97	30.70%
Cast Votes:		5	100.00%	73	100.00%	238	100.00%	316	100.00%
Undervotes:		0		1		2		3	
Overvotes:		0		0		0		0	

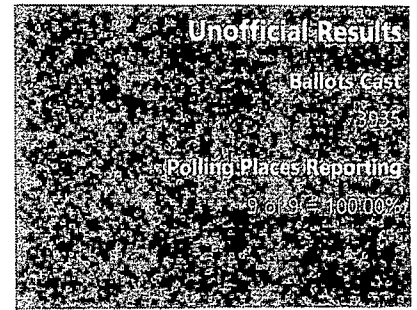


PRIMARY ELECTION HELD ON

OFFICIAL BALLOT FOR ROWAN COUNTY

5/17/2022

Page 5



UNITED STATES SENATOR - (Vote for One)

Choice	Party	Absentee Voting		Early Voting		Election Day Voting		Total	
John SCHIESS		0	0.00%	0	0.00%	1	10.00%	1	8.33%
Tami L. STAINFIELD		0	0.00%	0	0.00%	0	0.00%	0	0.00%
Arnold BLANKENSHIP		1	100.00%	0	0.00%	1	10.00%	2	16.67%
Valerie "Dr Val" FREDRICK		0	0.00%	0	0.00%	0	0.00%	0	0.00%
Paul V. HAMILTON		0	0.00%	0	0.00%	0	0.00%	0	0.00%
Rand PAUL		0	0.00%	1	100.00%	8	80.00%	9	75.00%
Cast Votes:		1	100.00%	1	100.00%	10	100.00%	12	100.00%
Undervotes:		0		0		1		1	
Overvotes:		0		0		0		0	

UNITED STATES REPRESENTATIVE in CONGRESS 5th Congressional District - (Vote for One)

Choice	Party	Absentee Voting		Early Voting		Election Day Voting		Total	
Harold "Hal" ROGERS		1	100.00%	1	100.00%	7	70.00%	9	75.00%
Jeannette ANDREWS		0	0.00%	0	0.00%	3	30.00%	3	25.00%
Brandon Russell MONHOLLEN		0	0.00%	0	0.00%	0	0.00%	0	0.00%
Gerardo SERRANO		0	0.00%	0	0.00%	0	0.00%	0	0.00%
Rich VAN DAM		0	0.00%	0	0.00%	0	0.00%	0	0.00%
Cast Votes:		1	100.00%	1	100.00%	10	100.00%	12	100.00%
Undervotes:		0		0		1		1	
Overvotes:		0		0		0		0	

SHERIFF - (Vote for One)

Choice	Party	Absentee Voting		Early Voting		Election Day Voting		Total	
Edward W. OWENS		0	0.00%	0	0.00%	1	10.00%	1	8.33%
Donnie HALL II.		1	100.00%	1	100.00%	9	90.00%	11	91.67%
Cast Votes:		1	100.00%	1	100.00%	10	100.00%	12	100.00%
Undervotes:		0		0		1		1	
Overvotes:		0		0		0		0	

Precinct Results Report

Run Time: 7:24 PM
Run Date: 05/17/2022

PRIMARY ELECTION HELD ON

OFFICIAL BALLOT FOR ROWAN COUNTY

5/17/2022
Page 6

Unofficial Results

Ballots Cast: 13935
Polling Places Reporting: 100.00%

A103 52 Ballots Cast

UNITED STATES SENATOR - (Vote for One)


Choice	Party	Absentee Voting		Early Voting		Election Day Voting		Total	
Joshua Wesley BLANTON SR.		0	0.00%	0	0.00%	1	3.70%	1	2.78%
Charles BOOKER		0	0.00%	9	100.00%	25	92.59%	34	94.44%
Ruth GAO		0	0.00%	0	0.00%	0	0.00%	0	0.00%
John MERRILL		0	0.00%	0	0.00%	1	3.70%	1	2.78%
Cast Votes:		0	0.00%	9	100.00%	27	100.00%	36	100.00%
Undervotes:		0		0		2		2	
Overvotes:		0		0		0		0	

STATE REPRESENTATIVE 99th Representative District - (Vote for One)

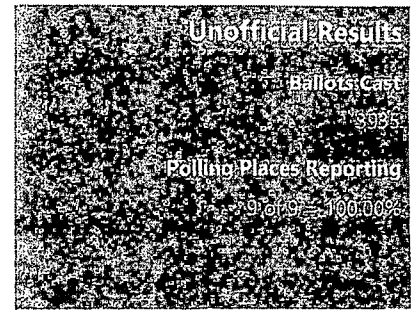
Choice	Party	Absentee Voting		Early Voting		Election Day Voting		Total	
Kevin ANDERSON		0	0.00%	7	77.78%	25	92.59%	32	88.89%
Edward FRAZIER		0	0.00%	2	22.22%	2	7.41%	4	11.11%
Cast Votes:		0	0.00%	9	100.00%	27	100.00%	36	100.00%
Undervotes:		0		0		2		2	
Overvotes:		0		0		0		0	

QUESTION

Choice	Party	Absentee Voting		Early Voting		Election Day Voting		Total	
YES		1	100.00%	8	80.00%	32	78.05%	41	78.85%
NO		0	0.00%	2	20.00%	9	21.95%	11	21.15%
Cast Votes:		1	100.00%	10	100.00%	41	100.00%	52	100.00%
Undervotes:		0		0		0		0	
Overvotes:		0		0		0		0	



PRIMARY ELECTION HELD ON
OFFICIAL BALLOT FOR ROWAN COUNTY



5/17/2022

Page 7



UNITED STATES SENATOR - (Vote for One)


Choice	Party	Absentee Voting		Early Voting		Election Day Voting		Total	
John SCHIESS		0	0.00%	0	0.00%	1	6.25%	1	4.17%
Tami L. STAINFIELD		1	100.00%	0	0.00%	1	6.25%	2	8.33%
Arnold BLANKENSHIP		0	0.00%	0	0.00%	0	0.00%	0	0.00%
Valerie "Dr Val" FREDRICK		0	0.00%	0	0.00%	2	12.50%	2	8.33%
Paul V. HAMILTON		0	0.00%	1	14.29%	1	6.25%	2	8.33%
Rand PAUL		0	0.00%	6	85.71%	11	68.75%	17	70.83%
Cast Votes:		1	100.00%	7	100.00%	16	100.00%	24	100.00%
Undervotes:		0		0		0		0	
Overvotes:		0		0		0		0	

UNITED STATES REPRESENTATIVE in CONGRESS 5th Congressional District - (Vote for One)

Choice	Party	Absentee Voting		Early Voting		Election Day Voting		Total	
Harold "Hal" ROGERS		1	100.00%	4	66.67%	9	60.00%	14	63.64%
Jeannette ANDREWS		0	0.00%	0	0.00%	1	6.67%	1	4.55%
Brandon Russell MONHOLLEN		0	0.00%	0	0.00%	1	6.67%	1	4.55%
Gerardo SERRANO		0	0.00%	2	33.33%	4	26.67%	6	27.27%
Rich VAN DAM		0	0.00%	0	0.00%	0	0.00%	0	0.00%
Cast Votes:		1	100.00%	6	100.00%	15	100.00%	22	100.00%
Undervotes:		0		1		1		2	
Overvotes:		0		0		0		0	

SHERIFF - (Vote for One)


Choice	Party	Absentee Voting		Early Voting		Election Day Voting		Total	
Edward W. OWENS		0	0.00%	2	28.57%	3	20.00%	5	21.74%
Donnie HALL II.		1	100.00%	5	71.43%	12	80.00%	18	78.26%
Cast Votes:		1	100.00%	7	100.00%	15	100.00%	23	100.00%
Undervotes:		0		0		1		1	
Overvotes:		0		0		0		0	



PRIMARY ELECTION HELD ON
OFFICIAL BALLOT FOR ROWAN COUNTY

5/17/2022

Page 8



UNITED STATES SENATOR - (Vote for One)


Choice	Party	Absentee Voting		Early Voting		Election Day Voting		Total	
Joshua Wesley BLANTON SR.		0	0.00%	1	12.50%	2	5.00%	3	6.12%
Charles BOOKER		0	0.00%	7	87.50%	33	82.50%	40	81.63%
Ruth GAO		0	0.00%	0	0.00%	3	7.50%	3	6.12%
John MERRILL		1	100.00%	0	0.00%	2	5.00%	3	6.12%
Cast Votes:		1	100.00%	8	100.00%	40	100.00%	49	100.00%
Undervotes:		0		0		3		3	
Overvotes:		0		0		0		0	

STATE REPRESENTATIVE 99th Representative District - (Vote for One)

Choice	Party	Absentee Voting		Early Voting		Election Day Voting		Total	
Kevin ANDERSON		1	100.00%	6	75.00%	36	90.00%	43	87.76%
Edward FRAZIER		0	0.00%	2	25.00%	4	10.00%	6	12.24%
Cast Votes:		1	100.00%	8	100.00%	40	100.00%	49	100.00%
Undervotes:		0		0		3		3	
Overvotes:		0		0		0		0	

QUESTION

Choice	Party	Absentee Voting		Early Voting		Election Day Voting		Total	
YES		1	50.00%	10	66.67%	48	80.00%	59	76.62%
NO		1	50.00%	5	33.33%	12	20.00%	18	23.38%
Cast Votes:		2	100.00%	15	100.00%	60	100.00%	77	100.00%
Undervotes:		0		0		0		0	
Overvotes:		0		0		0		0	




PRIMARY ELECTION HELD ON

OFFICIAL BALLOT FOR ROWAN COUNTY

5/17/2022

Page 9



UNITED STATES SENATOR - (Vote for One)


Choice	Party	Absentee Voting		Early Voting		Election Day Voting		Total	
John SCHIESS		0	0.00%	0	0.00%	2	1.50%	2	1.34%
Tami L. STAINFIELD		0	0.00%	1	6.67%	4	3.01%	5	3.36%
Arnold BLANKENSHIP		0	0.00%	1	6.67%	3	2.26%	4	2.68%
Valerie "Dr Val" FREDRICK		0	0.00%	0	0.00%	3	2.26%	3	2.01%
Paul V. HAMILTON		0	0.00%	2	13.33%	9	6.77%	11	7.38%
Rand PAUL		1	100.00%	11	73.33%	112	84.21%	124	83.22%
Cast Votes:		1	100.00%	15	100.00%	133	100.00%	149	100.00%
Undervotes:		0		1		7		8	
Overvotes:		0		0		0		0	

UNITED STATES REPRESENTATIVE in CONGRESS 5th Congressional District - (Vote for One)

Choice	Party	Absentee Voting		Early Voting		Election Day Voting		Total	
Harold "Hal" ROGERS		1	100.00%	12	80.00%	99	76.74%	112	77.24%
Jeannette ANDREWS		0	0.00%	3	20.00%	11	8.53%	14	9.66%
Brandon Russell MONHOLLEN		0	0.00%	0	0.00%	8	6.20%	8	5.52%
Gerardo SERRANO		0	0.00%	0	0.00%	5	3.88%	5	3.45%
Rich VAN DAM		0	0.00%	0	0.00%	6	4.65%	6	4.14%
Cast Votes:		1	100.00%	15	100.00%	129	100.00%	145	100.00%
Undervotes:		0		1		11		12	
Overvotes:		0		0		0		0	

SHERIFF - (Vote for One)

Choice	Party	Absentee Voting		Early Voting		Election Day Voting		Total	
Edward W. OWENS		0	0.00%	2	12.50%	15	11.63%	17	11.64%
Donnie HALL II.		1	100.00%	14	87.50%	114	88.37%	129	88.36%
Cast Votes:		1	100.00%	16	100.00%	129	100.00%	146	100.00%
Undervotes:		0		0		11		11	
Overvotes:		0		0		0		0	




PRIMARY ELECTION HELD ON

OFFICIAL BALLOT FOR ROWAN COUNTY

5/17/2022

Page 10



UNITED STATES SENATOR - (Vote for One)

Choice	Party	Absentee Voting		Early Voting		Election Day Voting		Total	
Joshua Wesley BLANTON SR.		1	12.50%	3	9.09%	18	10.91%	22	10.68%
Charles BOOKER		6	75.00%	27	81.82%	127	76.97%	160	77.67%
Ruth GAO		0	0.00%	1	3.03%	7	4.24%	8	3.88%
John MERRILL		1	12.50%	2	6.06%	13	7.88%	16	7.77%
Cast Votes:		8	100.00%	33	100.00%	165	100.00%	206	100.00%
Undervotes:		0		5		14		19	
Overvotes:		0		0		0		0	

STATE REPRESENTATIVE 99th Representative District - (Vote for One)

Choice	Party	Absentee Voting		Early Voting		Election Day Voting		Total	
Kevin ANDERSON		7	87.50%	30	83.33%	138	82.14%	175	82.55%
Edward FRAZIER		1	12.50%	6	16.67%	30	17.86%	37	17.45%
Cast Votes:		8	100.00%	36	100.00%	168	100.00%	212	100.00%
Undervotes:		0		2		11		13	
Overvotes:		0		0		0		0	

QUESTION

Choice	Party	Absentee Voting		Early Voting		Election Day Voting		Total	
YES		4	44.44%	46	77.97%	239	72.64%	289	72.80%
NO		5	55.56%	13	22.03%	90	27.36%	108	27.20%
Cast Votes:		9	100.00%	59	100.00%	329	100.00%	397	100.00%
Undervotes:		0		0		3		3	
Overvotes:		0		0		0		0	




PRIMARY ELECTION HELD ON

OFFICIAL BALLOT FOR ROWAN COUNTY

5/17/2022

Page 11



UNITED STATES SENATOR - (Vote for One)


Choice	Party	Absentee Voting		Early Voting		Election Day Voting		Total	
John SCHIESS		0	0.00%	0	0.00%	1	3.13%	1	2.63%
Tami L. STAINFIELD		0	0.00%	0	0.00%	1	3.13%	1	2.63%
Arnold BLANKENSHIP		0	0.00%	0	0.00%	3	9.38%	3	7.89%
Valerie "Dr Val" FREDRICK		0	0.00%	1	16.67%	1	3.13%	2	5.26%
Paul V. HAMILTON		0	0.00%	1	16.67%	0	0.00%	1	2.63%
Rand PAUL		0	0.00%	4	66.67%	26	81.25%	30	78.95%
Cast Votes:		0	0.00%	6	100.00%	32	100.00%	38	100.00%
Undervotes:		0		1		0		1	
Overvotes:		0		0		0		0	

UNITED STATES REPRESENTATIVE in CONGRESS 5th Congressional District - (Vote for One)

Choice	Party	Absentee Voting		Early Voting		Election Day Voting		Total	
Harold "Hal" ROGERS		0	0.00%	5	71.43%	25	78.13%	30	76.92%
Jeannette ANDREWS		0	0.00%	1	14.29%	4	12.50%	5	12.82%
Brandon Russell MONHOLLEN		0	0.00%	0	0.00%	2	6.25%	2	5.13%
Gerardo SERRANO		0	0.00%	1	14.29%	0	0.00%	1	2.56%
Rich VAN DAM		0	0.00%	0	0.00%	1	3.13%	1	2.56%
Cast Votes:		0	0.00%	7	100.00%	32	100.00%	39	100.00%
Undervotes:		0		0		0		0	
Overvotes:		0		0		0		0	

SHERIFF - (Vote for One)

Choice	Party	Absentee Voting		Early Voting		Election Day Voting		Total	
Edward W. OWENS		0	0.00%	0	0.00%	10	32.26%	10	27.78%
Donnie HALL II.		0	0.00%	5	100.00%	21	67.74%	26	72.22%
Cast Votes:		0	0.00%	5	100.00%	31	100.00%	36	100.00%
Undervotes:		0		2		1		3	
Overvotes:		0		0		0		0	




PRIMARY ELECTION HELD ON

OFFICIAL BALLOT FOR ROWAN COUNTY

5/17/2022

Page 12



B102 125 ballots cast

UNITED STATES SENATOR - (Vote for One)


Choice	Party	Absentee Voting		Early Voting		Election Day Voting		Total	
Joshua Wesley BLANTON SR.		1	16.67%	0	0.00%	12	18.18%	13	16.88%
Charles BOOKER		5	83.33%	3	60.00%	38	57.58%	46	59.74%
Ruth GAO		0	0.00%	2	40.00%	5	7.58%	7	9.09%
John MERRILL		0	0.00%	0	0.00%	11	16.67%	11	14.29%
Cast Votes:		6	100.00%	5	100.00%	66	100.00%	77	100.00%
Undervotes:		0		0		5		5	
Overvotes:		0		0		0		0	

STATE REPRESENTATIVE 99th Representative District - (Vote for One)

Choice	Party	Absentee Voting		Early Voting		Election Day Voting		Total	
Kevin ANDERSON		5	83.33%	4	80.00%	47	71.21%	56	72.73%
Edward FRAZIER		1	16.67%	1	20.00%	19	28.79%	21	27.27%
Cast Votes:		6	100.00%	5	100.00%	66	100.00%	77	100.00%
Undervotes:		0		0		4		4	
Overvotes:		0		0		1		1	

QUESTION

Choice	Party	Absentee Voting		Early Voting		Election Day Voting		Total	
YES		6	100.00%	11	91.67%	71	66.36%	88	70.40%
NO		0	0.00%	1	8.33%	36	33.64%	37	29.60%
Cast Votes:		6	100.00%	12	100.00%	107	100.00%	125	100.00%
Undervotes:		0		0		0		0	
Overvotes:		0		0		0		0	




PRIMARY ELECTION HELD ON

OFFICIAL BALLOT FOR ROWAN COUNTY

5/17/2022

Page 13



UNITED STATES SENATOR - (Vote for One)


Choice	Party	Absentee Voting		Early Voting		Election Day Voting		Total	
John SCHIESS		0	0.00%	0	0.00%	2	3.03%	2	2.60%
Tami L. STAINFIELD		0	0.00%	1	11.11%	1	1.52%	2	2.60%
Arnold BLANKENSHIP		0	0.00%	1	11.11%	1	1.52%	2	2.60%
Valerie "Dr Val" FREDRICK		0	0.00%	2	22.22%	3	4.55%	5	6.49%
Paul V. HAMILTON		0	0.00%	0	0.00%	2	3.03%	2	2.60%
Rand PAUL		2	100.00%	5	55.56%	57	86.36%	64	83.12%
Cast Votes:		2	100.00%	9	100.00%	66	100.00%	77	100.00%
Undervotes:		0		1		3		4	
Overvotes:		0		0		0		0	

UNITED STATES REPRESENTATIVE in CONGRESS 5th Congressional District - (Vote for One)

Choice	Party	Absentee Voting		Early Voting		Election Day Voting		Total	
Harold "Hal" ROGERS		2	100.00%	8	80.00%	59	92.19%	69	90.79%
Jeannette ANDREWS		0	0.00%	1	10.00%	3	4.69%	4	5.26%
Brandon Russell MONHOLLEN		0	0.00%	0	0.00%	1	1.56%	1	1.32%
Gerardo SERRANO		0	0.00%	0	0.00%	0	0.00%	0	0.00%
Rich VAN DAM		0	0.00%	1	10.00%	1	1.56%	2	2.63%
Cast Votes:		2	100.00%	10	100.00%	64	100.00%	76	100.00%
Undervotes:		0		0		5		5	
Overvotes:		0		0		0		0	

SHERIFF - (Vote for One)

Choice	Party	Absentee Voting		Early Voting		Election Day Voting		Total	
Edward W. OWENS		0	0.00%	4	40.00%	14	21.54%	18	23.38%
Donnie HALL II.		2	100.00%	6	60.00%	51	78.46%	59	76.62%
Cast Votes:		2	100.00%	10	100.00%	65	100.00%	77	100.00%
Undervotes:		0		0		4		4	
Overvotes:		0		0		0		0	




PRIMARY ELECTION HELD ON

OFFICIAL BALLOT FOR ROWAN COUNTY

5/17/2022

Page 14



UNITED STATES SENATOR - (Vote for One)

Choice	Party	Absentee Voting		Early Voting		Election Day Voting		Total	
Joshua Wesley BLANTON SR.		1	33.33%	1	2.78%	9	7.76%	11	7.10%
Charles BOOKER		2	66.67%	28	77.78%	83	71.55%	113	72.90%
Ruth GAO		0	0.00%	5	13.89%	10	8.62%	15	9.68%
John MERRILL		0	0.00%	2	5.56%	14	12.07%	16	10.32%
Cast Votes:		3	100.00%	36	100.00%	116	100.00%	155	100.00%
Undervotes:		0		7		16		23	
Overvotes:		0		0		0		0	

STATE REPRESENTATIVE 99th Representative District - (Vote for One)

Choice	Party	Absentee Voting		Early Voting		Election Day Voting		Total	
Kevin ANDERSON		1	50.00%	35	87.50%	92	79.31%	128	81.01%
Edward FRAZIER		1	50.00%	5	12.50%	24	20.69%	30	18.99%
Cast Votes:		2	100.00%	40	100.00%	116	100.00%	158	100.00%
Undervotes:		1		3		16		20	
Overvotes:		0		0		0		0	

QUESTION

Choice	Party	Absentee Voting		Early Voting		Election Day Voting		Total	
YES		3	60.00%	38	70.37%	155	73.81%	196	72.86%
NO		2	40.00%	16	29.63%	55	26.19%	73	27.14%
Cast Votes:		5	100.00%	54	100.00%	210	100.00%	269	100.00%
Undervotes:		0		2		0		2	
Overvotes:		0		0		0		0	




PRIMARY ELECTION HELD ON

OFFICIAL BALLOT FOR ROWAN COUNTY

5/17/2022

Page 15



B105

312 ballots cast

UNITED STATES SENATOR - (Vote for One)


Choice	Party	Absentee Voting		Early Voting		Election Day Voting		Total	
John SCHIESS		0	0.00%	1	10.00%	0	0.00%	1	1.06%
Tami L. STAINFIELD		0	0.00%	0	0.00%	2	2.47%	2	2.13%
Arnold BLANKENSHIP		0	0.00%	0	0.00%	3	3.70%	3	3.19%
Valerie "Dr Val" FREDRICK		0	0.00%	1	10.00%	1	1.23%	2	2.13%
Paul V. HAMILTON		0	0.00%	0	0.00%	4	4.94%	4	4.26%
Rand PAUL		3	100.00%	8	80.00%	71	87.65%	82	87.23%
Cast Votes:		3	100.00%	10	100.00%	81	100.00%	94	100.00%
Undervotes:		0		0		4		4	
Overvotes:		0		0		0		0	

UNITED STATES REPRESENTATIVE in CONGRESS 5th Congressional District - (Vote for One)

Choice	Party	Absentee Voting		Early Voting		Election Day Voting		Total	
Harold "Hal" ROGERS		3	100.00%	9	90.00%	72	88.89%	84	89.36%
Jeannette ANDREWS		0	0.00%	1	10.00%	2	2.47%	3	3.19%
Brandon Russell MONHOLLEN		0	0.00%	0	0.00%	0	0.00%	0	0.00%
Gerardo SERRANO		0	0.00%	0	0.00%	4	4.94%	4	4.26%
Rich VAN DAM		0	0.00%	0	0.00%	3	3.70%	3	3.19%
Cast Votes:		3	100.00%	10	100.00%	81	100.00%	94	100.00%
Undervotes:		0		0		4		4	
Overvotes:		0		0		0		0	

SHERIFF - (Vote for One)

Choice	Party	Absentee Voting		Early Voting		Election Day Voting		Total	
Edward W. OWENS		2	66.67%	5	55.56%	7	8.75%	14	15.22%
Donnie HALL II.		1	33.33%	4	44.44%	73	91.25%	78	84.78%
Cast Votes:		3	100.00%	9	100.00%	80	100.00%	92	100.00%
Undervotes:		0		1		5		6	
Overvotes:		0		0		0		0	




PRIMARY ELECTION HELD ON

OFFICIAL BALLOT FOR ROWAN COUNTY

5/17/2022

Page 16



UNITED STATES SENATOR - (Vote for One)


Choice	Party	Absentee Voting		Early Voting		Election Day Voting		Total	
Joshua Wesley BLANTON SR.		1	20.00%	3	12.50%	16	10.26%	20	10.81%
Charles BOOKER		4	80.00%	19	79.17%	121	77.56%	144	77.84%
Ruth GAO		0	0.00%	1	4.17%	12	7.69%	13	7.03%
John MERRILL		0	0.00%	1	4.17%	7	4.49%	8	4.32%
Cast Votes:		5	100.00%	24	100.00%	156	100.00%	185	100.00%
Undervotes:		0		4		20		24	
Overvotes:		0		0		0		0	

STATE REPRESENTATIVE 99th Representative District - (Vote for One)

Choice	Party	Absentee Voting		Early Voting		Election Day Voting		Total	
Kevin ANDERSON		5	100.00%	20	80.00%	126	78.75%	151	79.47%
Edward FRAZIER		0	0.00%	5	20.00%	34	21.25%	39	20.53%
Cast Votes:		5	100.00%	25	100.00%	160	100.00%	190	100.00%
Undervotes:		0		3		16		19	
Overvotes:		0		0		0		0	

QUESTION

Choice	Party	Absentee Voting		Early Voting		Election Day Voting		Total	
YES		5	62.50%	24	63.16%	174	65.66%	203	65.27%
NO		3	37.50%	14	36.84%	91	34.34%	108	34.73%
Cast Votes:		8	100.00%	38	100.00%	265	100.00%	311	100.00%
Undervotes:		0		0		3		3	
Overvotes:		0		0		0		0	

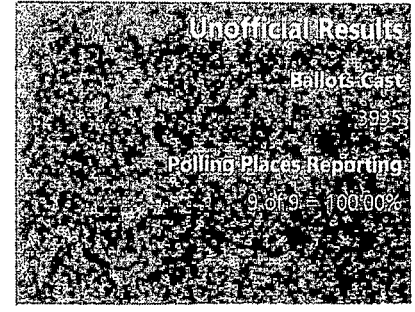


PRIMARY ELECTION HELD ON

OFFICIAL BALLOT FOR ROWAN COUNTY

5/17/2022

Page 17



UNITED STATES SENATOR - (Vote for One)


Choice	Party	Absentee Voting		Early Voting		Election Day Voting		Total	
John SCHIESS		0	0.00%	1	2.08%	4	1.66%	5	1.72%
Tami L. STAINFIELD		0	0.00%	1	2.08%	4	1.66%	5	1.72%
Arnold BLANKENSHIP		0	0.00%	0	0.00%	2	0.83%	2	0.69%
Valerie "Dr Val" FREDRICK		0	0.00%	1	2.08%	7	2.90%	8	2.76%
Paul V. HAMILTON		0	0.00%	1	2.08%	9	3.73%	10	3.45%
Rand PAUL		1	100.00%	44	91.67%	215	89.21%	260	89.66%
Cast Votes:		1	100.00%	48	100.00%	241	100.00%	290	100.00%
Undervotes:		0		0		8		8	
Overvotes:		0		0		0		0	

UNITED STATES REPRESENTATIVE in CONGRESS 5th Congressional District - (Vote for One)

Choice	Party	Absentee Voting		Early Voting		Election Day Voting		Total	
Harold "Hal" ROGERS		1	100.00%	47	97.92%	204	86.81%	252	88.73%
Jeannette ANDREWS		0	0.00%	1	2.08%	8	3.40%	9	3.17%
Brandon Russell MONHOLLEN		0	0.00%	0	0.00%	10	4.26%	10	3.52%
Gerardo SERRANO		0	0.00%	0	0.00%	5	2.13%	5	1.76%
Rich VAN DAM		0	0.00%	0	0.00%	8	3.40%	8	2.82%
Cast Votes:		1	100.00%	48	100.00%	235	100.00%	284	100.00%
Undervotes:		0		0		14		14	
Overvotes:		0		0		0		0	

SHERIFF - (Vote for One)

Choice	Party	Absentee Voting		Early Voting		Election Day Voting		Total	
Edward W. OWENS		0	0.00%	12	25.53%	29	12.34%	41	14.49%
Donnie HALL II.		1	100.00%	35	74.47%	206	87.66%	242	85.51%
Cast Votes:		1	100.00%	47	100.00%	235	100.00%	283	100.00%
Undervotes:		0		1		14		15	
Overvotes:		0		0		0		0	




PRIMARY ELECTION HELD ON

OFFICIAL BALLOT FOR ROWAN COUNTY

5/17/2022

Page 18



UNITED STATES SENATOR - (Vote for One)


Choice	Party	Absentee Voting		Early Voting		Election Day Voting		Total	
Joshua Wesley BLANTON SR.		0	0.00%	7	14.00%	21	9.46%	28	10.18%
Charles BOOKER		1	33.33%	32	64.00%	169	76.13%	202	73.45%
Ruth GAO		1	33.33%	7	14.00%	15	6.76%	23	8.36%
John MERRILL		1	33.33%	4	8.00%	17	7.66%	22	8.00%
Cast Votes:		3	100.00%	50	100.00%	222	100.00%	275	100.00%
Undervotes:		0		7		35		42	
Overvotes:		0		0		0		0	

STATE REPRESENTATIVE 99th Representative District - (Vote for One)

Choice	Party	Absentee Voting		Early Voting		Election Day Voting		Total	
Kevin ANDERSON		0	0.00%	43	79.63%	197	82.08%	240	81.08%
Edward FRAZIER		2	100.00%	11	20.37%	43	17.92%	56	18.92%
Cast Votes:		2	100.00%	54	100.00%	240	100.00%	296	100.00%
Undervotes:		1		3		17		21	
Overvotes:		0		0		0		0	

QUESTION

Choice	Party	Absentee Voting		Early Voting		Election Day Voting		Total	
YES		1	33.33%	81	76.42%	343	66.22%	425	67.78%
NO		2	66.67%	25	23.58%	175	33.78%	202	32.22%
Cast Votes:		3	100.00%	106	100.00%	518	100.00%	627	100.00%
Undervotes:		1		2		3		6	
Overvotes:		0		0		0		0	




PRIMARY ELECTION HELD ON

OFFICIAL BALLOT FOR ROWAN COUNTY

5/17/2022

Page 19



UNITED STATES SENATOR - (Vote for One)


Choice	Party	Absentee Voting		Early Voting		Election Day Voting		Total	
John SCHIESS		0	0.00%	0	0.00%	3	2.75%	3	2.61%
Tami L. STAINFIELD		0	0.00%	1	20.00%	0	0.00%	1	0.87%
Arnold BLANKENSHIP		0	0.00%	0	0.00%	0	0.00%	0	0.00%
Valerie "Dr Val" FREDRICK		0	0.00%	1	20.00%	1	0.92%	2	1.74%
Paul V. HAMILTON		0	0.00%	1	20.00%	1	0.92%	2	1.74%
Rand PAUL		1	100.00%	2	40.00%	104	95.41%	107	93.04%
Cast Votes:		1	100.00%	5	100.00%	109	100.00%	115	100.00%
Undervotes:		0		1		4		5	
Overvotes:		0		0		0		0	

UNITED STATES REPRESENTATIVE in CONGRESS 5th Congressional District - (Vote for One)

Choice	Party	Absentee Voting		Early Voting		Election Day Voting		Total	
Harold "Hal" ROGERS		1	100.00%	3	60.00%	98	89.91%	102	88.70%
Jeannette ANDREWS		0	0.00%	1	20.00%	2	1.83%	3	2.61%
Brandon Russell MONHOLLEN		0	0.00%	0	0.00%	1	0.92%	1	0.87%
Gerardo SERRANO		0	0.00%	0	0.00%	4	3.67%	4	3.48%
Rich VAN DAM		0	0.00%	1	20.00%	4	3.67%	5	4.35%
Cast Votes:		1	100.00%	5	100.00%	109	100.00%	115	100.00%
Undervotes:		0		1		4		5	
Overvotes:		0		0		0		0	

SHERIFF - (Vote for One)

Choice	Party	Absentee Voting		Early Voting		Election Day Voting		Total	
Edward W. OWENS		0	0.00%	3	50.00%	20	18.35%	23	19.83%
Donnie HALL II.		1	100.00%	3	50.00%	89	81.65%	93	80.17%
Cast Votes:		1	100.00%	6	100.00%	109	100.00%	116	100.00%
Undervotes:		0		0		4		4	
Overvotes:		0		0		0		0	

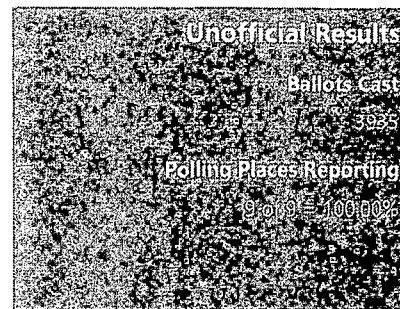


PRIMARY ELECTION HELD ON

OFFICIAL BALLOT FOR ROWAN COUNTY

5/17/2022

Page 20



G101 305 ballots cast

UNITED STATES SENATOR - (Vote for One)


Choice	Party	Absentee Voting		Early Voting		Election Day Voting		Total	
Joshua Wesley BLANTON SR.		0	0.00%	1	7.14%	24	17.27%	25	15.92%
Charles BOOKER		4	100.00%	12	85.71%	83	59.71%	99	63.06%
Ruth GAO		0	0.00%	1	7.14%	12	8.63%	13	8.28%
John MERRILL		0	0.00%	0	0.00%	20	14.39%	20	12.74%
Cast Votes:		4	100.00%	14	100.00%	139	100.00%	157	100.00%
Undervotes:		0		1		22		23	
Overvotes:		0		0		0		0	

STATE REPRESENTATIVE 99th Representative District - (Vote for One)

Choice	Party	Absentee Voting		Early Voting		Election Day Voting		Total	
Kevin ANDERSON		2	50.00%	10	71.43%	102	67.55%	114	67.46%
Edward FRAZIER		2	50.00%	4	28.57%	49	32.45%	55	32.54%
Cast Votes:		4	100.00%	14	100.00%	151	100.00%	169	100.00%
Undervotes:		0		1		10		11	
Overvotes:		0		0		0		0	

QUESTION

Choice	Party	Absentee Voting		Early Voting		Election Day Voting		Total	
YES		4	80.00%	16	80.00%	172	62.32%	192	63.79%
NO		1	20.00%	4	20.00%	104	37.68%	109	36.21%
Cast Votes:		5	100.00%	20	100.00%	276	100.00%	301	100.00%
Undervotes:		0		1		3		4	
Overvotes:		0		0		0		0	




PRIMARY ELECTION HELD ON

OFFICIAL BALLOT FOR ROWAN COUNTY

5/17/2022

Page 21



UNITED STATES SENATOR - (Vote for One)


Choice	Party	Absentee Voting		Early Voting		Election Day Voting		Total	
John SCHIESS		0	0.00%	0	0.00%	1	2.70%	1	2.38%
Tami L. STAINFIELD		0	0.00%	0	0.00%	3	8.11%	3	7.14%
Arnold BLANKENSHIP		0	0.00%	0	0.00%	0	0.00%	0	0.00%
Valerie "Dr Val" FREDRICK		0	0.00%	0	0.00%	0	0.00%	0	0.00%
Paul V. HAMILTON		0	0.00%	0	0.00%	2	5.41%	2	4.76%
Rand PAUL		0	0.00%	5	100.00%	31	83.78%	36	85.71%
Cast Votes:		0	0.00%	5	100.00%	37	100.00%	42	100.00%
Undervotes:		0		1		0		1	
Overvotes:		0		0		0		0	

UNITED STATES REPRESENTATIVE in CONGRESS 5th Congressional District - (Vote for One)

Choice	Party	Absentee Voting		Early Voting		Election Day Voting		Total	
Harold "Hal" ROGERS		0	0.00%	5	100.00%	30	85.71%	35	87.50%
Jeannette ANDREWS		0	0.00%	0	0.00%	3	8.57%	3	7.50%
Brandon Russell MONHOLLEN		0	0.00%	0	0.00%	2	5.71%	2	5.00%
Gerardo SERRANO		0	0.00%	0	0.00%	0	0.00%	0	0.00%
Rich VAN DAM		0	0.00%	0	0.00%	0	0.00%	0	0.00%
Cast Votes:		0	0.00%	5	100.00%	35	100.00%	40	100.00%
Undervotes:		0		1		2		3	
Overvotes:		0		0		0		0	

SHERIFF - (Vote for One)

Choice	Party	Absentee Voting		Early Voting		Election Day Voting		Total	
Edward W. OWENS		0	0.00%	0	0.00%	7	20.59%	7	17.95%
Donnie HALL II.		0	0.00%	5	100.00%	27	79.41%	32	82.05%
Cast Votes:		0	0.00%	5	100.00%	34	100.00%	39	100.00%
Undervotes:		0		1		3		4	
Overvotes:		0		0		0		0	




PRIMARY ELECTION HELD ON

OFFICIAL BALLOT FOR ROWAN COUNTY

5/17/2022

Page 22



C102

103 ballots cast

UNITED STATES SENATOR - (Vote for One)


Choice	Party	Absentee Voting		Early Voting		Election Day Voting		Total	
Joshua Wesley BLANTON SR.		0	0.00%	0	0.00%	7	15.22%	7	13.21%
Charles BOOKER		0	0.00%	6	85.71%	32	69.57%	38	71.70%
Ruth GAO		0	0.00%	1	14.29%	4	8.70%	5	9.43%
John MERRILL		0	0.00%	0	0.00%	3	6.52%	3	5.66%
Cast Votes:		0	0.00%	7	100.00%	46	100.00%	53	100.00%
Undervotes:		0		0		8		8	
Overvotes:		0		0		0		0	

STATE REPRESENTATIVE 99th Representative District - (Vote for One)

Choice	Party	Absentee Voting		Early Voting		Election Day Voting		Total	
Kevin ANDERSON		0	0.00%	6	100.00%	33	68.75%	39	72.22%
Edward FRAZIER		0	0.00%	0	0.00%	15	31.25%	15	27.78%
Cast Votes:		0	0.00%	6	100.00%	48	100.00%	54	100.00%
Undervotes:		0		1		6		7	
Overvotes:		0		0		0		0	

QUESTION


Choice	Party	Absentee Voting		Early Voting		Election Day Voting		Total	
YES		0	0.00%	10	76.92%	57	60.00%	67	62.04%
NO		0	0.00%	3	23.08%	38	40.00%	41	37.96%
Cast Votes:		0	0.00%	13	100.00%	95	100.00%	108	100.00%
Undervotes:		0		0		0		0	
Overvotes:		0		0		0		0	



PRIMARY ELECTION HELD ON
OFFICIAL BALLOT FOR ROWAN COUNTY

5/17/2022

Page 23



UNITED STATES SENATOR - (Vote for One)


Choice	Party	Absentee Voting		Early Voting		Election Day Voting		Total	
John SCHIESS		0	0.00%	0	0.00%	0	0.00%	0	0.00%
Tami L. STAINFIELD		0	0.00%	0	0.00%	0	0.00%	0	0.00%
Arnold BLANKENSHIP		0	0.00%	0	0.00%	1	7.14%	1	5.56%
Valerie "Dr Val" FREDRICK		0	0.00%	0	0.00%	2	14.29%	2	11.11%
Paul V. HAMILTON		0	0.00%	0	0.00%	0	0.00%	0	0.00%
Rand PAUL		0	0.00%	4	100.00%	11	78.57%	15	83.33%
Cast Votes:		0	0.00%	4	100.00%	14	100.00%	18	100.00%
Undervotes:		0		0		1		1	
Overvotes:		0		0		0		0	

UNITED STATES REPRESENTATIVE in CONGRESS 5th Congressional District - (Vote for One)

Choice	Party	Absentee Voting		Early Voting		Election Day Voting		Total	
Harold "Hal" ROGERS		0	0.00%	3	75.00%	12	85.71%	15	83.33%
Jeannette ANDREWS		0	0.00%	0	0.00%	0	0.00%	0	0.00%
Brandon Russell MONHOLLEN		0	0.00%	0	0.00%	0	0.00%	0	0.00%
Gerardo SERRANO		0	0.00%	1	25.00%	2	14.29%	3	16.67%
Rich VAN DAM		0	0.00%	0	0.00%	0	0.00%	0	0.00%
Cast Votes:		0	0.00%	4	100.00%	14	100.00%	18	100.00%
Undervotes:		0		0		1		1	
Overvotes:		0		0		0		0	

SHERIFF - (Vote for One)

Choice	Party	Absentee Voting		Early Voting		Election Day Voting		Total	
Edward W. OWENS		0	0.00%	0	0.00%	3	20.00%	3	15.79%
Donnie HALL II.		0	0.00%	4	100.00%	12	80.00%	16	84.21%
Cast Votes:		0	0.00%	4	100.00%	15	100.00%	19	100.00%
Undervotes:		0		0		0		0	
Overvotes:		0		0		0		0	




PRIMARY ELECTION HELD ON

OFFICIAL BALLOT FOR ROWAN COUNTY

5/17/2022

Page 24



C103

17 ballots cast

UNITED STATES SENATOR - (Vote for One)


Choice	Party	Absentee Voting		Early Voting		Election Day Voting		Total	
Joshua Wesley BLANTON SR.		0	0.00%	0	0.00%	0	0.00%	0	0.00%
Charles BOOKER		0	0.00%	4	100.00%	18	100.00%	22	100.00%
Ruth GAO		0	0.00%	0	0.00%	0	0.00%	0	0.00%
John MERRILL		0	0.00%	0	0.00%	0	0.00%	0	0.00%
Cast Votes:		0	0.00%	4	100.00%	18	100.00%	22	100.00%
Undervotes:		0		1		3		4	
Overvotes:		0		0		0		0	

STATE REPRESENTATIVE 99th Representative District - (Vote for One)

Choice	Party	Absentee Voting		Early Voting		Election Day Voting		Total	
Kevin ANDERSON		0	0.00%	4	80.00%	10	62.50%	14	66.67%
Edward FRAZIER		0	0.00%	1	20.00%	6	37.50%	7	33.33%
Cast Votes:		0	0.00%	5	100.00%	16	100.00%	21	100.00%
Undervotes:		0		0		5		5	
Overvotes:		0		0		0		0	

QUESTION

Choice	Party	Absentee Voting		Early Voting		Election Day Voting		Total	
YES		0	0.00%	8	88.89%	27	71.05%	35	74.47%
NO		0	0.00%	1	11.11%	11	28.95%	12	25.53%
Cast Votes:		0	0.00%	9	100.00%	38	100.00%	47	100.00%
Undervotes:		0		0		0		0	
Overvotes:		0		0		0		0	




PRIMARY ELECTION HELD ON

OFFICIAL BALLOT FOR ROWAN COUNTY

5/17/2022

Page 25



C104 126 ballots cast

UNITED STATES SENATOR - (Vote for One)


Choice	Party	Absentee Voting	Early Voting	Election Day Voting	Total
John SCHIESS		0 0.00%	0 0.00%	1 2.50%	1 2.00%
Tami L. STAINFIELD		0 0.00%	0 0.00%	0 0.00%	0 0.00%
Arnold BLANKENSHIP		0 0.00%	0 0.00%	2 5.00%	2 4.00%
Valerie "Dr Val" FREDRICK		0 0.00%	0 0.00%	1 2.50%	1 2.00%
Paul V. HAMILTON		0 0.00%	0 0.00%	2 5.00%	2 4.00%
Rand PAUL		1 100.00%	9 100.00%	34 85.00%	44 88.00%
Cast Votes:		1 100.00%	9 100.00%	40 100.00%	50 100.00%
Undervotes:		0	2	3	5
Overvotes:		0	0	0	0

UNITED STATES REPRESENTATIVE in CONGRESS 5th Congressional District - (Vote for One)

Choice	Party	Absentee Voting	Early Voting	Election Day Voting	Total
Harold "Hal" ROGERS		1 100.00%	10 100.00%	31 77.50%	42 82.35%
Jeannette ANDREWS		0 0.00%	0 0.00%	1 2.50%	1 1.96%
Brandon Russell MONHOLLEN		0 0.00%	0 0.00%	3 7.50%	3 5.88%
Gerardo SERRANO		0 0.00%	0 0.00%	2 5.00%	2 3.92%
Rich VAN DAM		0 0.00%	0 0.00%	3 7.50%	3 5.88%
Cast Votes:		1 100.00%	10 100.00%	40 100.00%	51 100.00%
Undervotes:		0	1	3	4
Overvotes:		0	0	0	0

SHERIFF - (Vote for One)

Choice	Party	Absentee Voting	Early Voting	Election Day Voting	Total
Edward W. OWENS		0 0.00%	2 18.18%	6 13.95%	8 14.55%
Donnie HALL II.		1 100.00%	9 81.82%	37 86.05%	47 85.45%
Cast Votes:		1 100.00%	11 100.00%	43 100.00%	55 100.00%
Undervotes:		0	0	0	0
Overvotes:		0	0	0	0

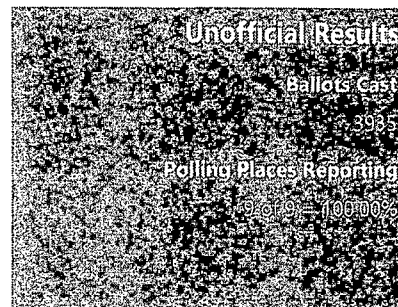


PRIMARY ELECTION HELD ON

OFFICIAL BALLOT FOR ROWAN COUNTY

5/17/2022

Page 26



UNITED STATES SENATOR - (Vote for One)


Choice	Party	Absentee Voting	Early Voting	Election Day Voting	Total
Joshua Wesley BLANTON SR.		0 0.00%	1 7.14%	6 13.33%	7 11.48%
Charles BOOKER		1 50.00%	13 92.86%	28 62.22%	42 68.85%
Ruth GAO		1 50.00%	0 0.00%	4 8.89%	5 8.20%
John MERRILL		0 0.00%	0 0.00%	7 15.56%	7 11.48%
Cast Votes:		2 100.00%	14 100.00%	45 100.00%	61 100.00%
Undervotes:		0	0	5	5
Overvotes:		0	0	0	0

STATE REPRESENTATIVE 99th Representative District - (Vote for One)


Choice	Party	Absentee Voting	Early Voting	Election Day Voting	Total
Kevin ANDERSON		1 50.00%	11 84.62%	27 58.70%	39 63.93%
Edward FRAZIER		1 50.00%	2 15.38%	19 41.30%	22 36.07%
Cast Votes:		2 100.00%	13 100.00%	46 100.00%	61 100.00%
Undervotes:		0	1	4	5
Overvotes:		0	0	0	0

QUESTION

Choice	Party	Absentee Voting	Early Voting	Election Day Voting	Total
YES		2 66.67%	22 88.00%	61 63.54%	85 68.55%
NO		1 33.33%	3 12.00%	35 36.46%	39 31.45%
Cast Votes:		3 100.00%	25 100.00%	96 100.00%	124 100.00%
Undervotes:		0	0	2	2
Overvotes:		0	0	0	0



PRIMARY ELECTION HELD ON



OFFICIAL BALLOT FOR ROWAN COUNTY

5/17/2022

Page 27

C106

189 ballots cast

UNITED STATES SENATOR - (Vote for One)

Choice	Party	Absentee Voting		Early Voting		Election Day Voting		Total	
John SCHIESS		0	0.00%	0	0.00%	1	1.67%	1	1.37%
Tami L. STAINFIELD		0	0.00%	0	0.00%	0	0.00%	0	0.00%
Arnold BLANKENSHIP		0	0.00%	1	11.11%	1	1.67%	2	2.74%
Valerie "Dr Val" FREDRICK		0	0.00%	0	0.00%	0	0.00%	0	0.00%
Paul V. HAMILTON		0	0.00%	0	0.00%	2	3.33%	2	2.74%
Rand PAUL		4	100.00%	8	88.89%	56	93.33%	68	93.15%
Cast Votes:		4	100.00%	9	100.00%	60	100.00%	73	100.00%
Undervotes:		0		0		2		2	
Overvotes:		0		0		0		0	

UNITED STATES REPRESENTATIVE in CONGRESS 5th Congressional District - (Vote for One)

Choice	Party	Absentee Voting		Early Voting		Election Day Voting		Total	
Harold "Hal" ROGERS		3	75.00%	9	100.00%	53	91.38%	65	91.55%
Jeannette ANDREWS		1	25.00%	0	0.00%	0	0.00%	1	1.41%
Brandon Russell MONHOLLEN		0	0.00%	0	0.00%	1	1.72%	1	1.41%
Gerardo SERRANO		0	0.00%	0	0.00%	2	3.45%	2	2.82%
Rich VAN DAM		0	0.00%	0	0.00%	2	3.45%	2	2.82%
Cast Votes:		4	100.00%	9	100.00%	58	100.00%	71	100.00%
Undervotes:		0		0		4		4	
Overvotes:		0		0		0		0	

SHERIFF - (Vote for One)

Choice	Party	Absentee Voting		Early Voting		Election Day Voting		Total	
Edward W. OWENS		3	75.00%	0	0.00%	12	19.67%	15	20.55%
Donnie HALL II.		1	25.00%	8	100.00%	49	80.33%	58	79.45%
Cast Votes:		4	100.00%	8	100.00%	61	100.00%	73	100.00%
Undervotes:		0		1		1		2	
Overvotes:		0		0		0		0	

OFFICIAL BALLOT FOR ROWAN COUNTY

5/17/2022

Page 28

Run Time: 7:24 PM
Run Date: 05/17/2022

Ballots Cast: 13955
Polling Place Reporting: 96.19% = 100.00%

C106

13955 Ballots Cast

UNITED STATES SENATOR - (Vote for One)


Choice	Party	Absentee Voting		Early Voting		Election Day Voting		Total	
Joshua Wesley BLANTON SR.		1	16.67%	1	6.67%	15	20.83%	17	18.28%
Charles BOOKER		4	66.67%	7	46.67%	37	51.39%	48	51.61%
Ruth GAO		0	0.00%	3	20.00%	11	15.28%	14	15.05%
John MERRILL		1	16.67%	4	26.67%	9	12.50%	14	15.05%
Cast Votes:		6	100.00%	15	100.00%	72	100.00%	93	100.00%
Undervotes:		0		0		13		13	
Overvotes:		0		0		0		0	

STATE REPRESENTATIVE 99th Representative District - (Vote for One)

Choice	Party	Absentee Voting		Early Voting		Election Day Voting		Total	
Kevin ANDERSON		4	66.67%	10	66.67%	51	69.86%	65	69.15%
Edward FRAZIER		2	33.33%	5	33.33%	22	30.14%	29	30.85%
Cast Votes:		6	100.00%	15	100.00%	73	100.00%	94	100.00%
Undervotes:		0		0		12		12	
Overvotes:		0		0		0		0	

QUESTION

Choice	Party	Absentee Voting		Early Voting		Election Day Voting		Total	
YES		7	70.00%	19	76.00%	109	71.24%	135	71.81%
NO		3	30.00%	6	24.00%	44	28.76%	53	28.19%
Cast Votes:		10	100.00%	25	100.00%	153	100.00%	188	100.00%
Undervotes:		0		0		1		1	
Overvotes:		0		0		0		0	




PRIMARY ELECTION HELD ON

OFFICIAL BALLOT FOR ROWAN COUNTY

5/17/2022

Page 29



D101

1576 Ballots Cast

UNITED STATES SENATOR - (Vote for One)

Choice	Party	Absentee Voting		Early Voting		Election Day Voting		Total	
John SCHIESS		0	0.00%	0	0.00%	1	6.67%	1	5.00%
Tami L. STAINFIELD		0	0.00%	0	0.00%	0	0.00%	0	0.00%
Arnold BLANKENSHIP		0	0.00%	0	0.00%	2	13.33%	2	10.00%
Valerie "Dr Val" FREDRICK		0	0.00%	1	25.00%	1	6.67%	2	10.00%
Paul V. HAMILTON		0	0.00%	0	0.00%	0	0.00%	0	0.00%
Rand PAUL		1	100.00%	3	75.00%	11	73.33%	15	75.00%
Cast Votes:		1	100.00%	4	100.00%	15	100.00%	20	100.00%
Undervotes:		0		0		0		0	
Overvotes:		0		0		0		0	

UNITED STATES REPRESENTATIVE in CONGRESS 5th Congressional District - (Vote for One)

Choice	Party	Absentee Voting		Early Voting		Election Day Voting		Total	
Harold "Hal" ROGERS		1	100.00%	2	50.00%	9	60.00%	12	60.00%
Jeannette ANDREWS		0	0.00%	0	0.00%	1	6.67%	1	5.00%
Brandon Russell MONHOLLEN		0	0.00%	0	0.00%	2	13.33%	2	10.00%
Gerardo SERRANO		0	0.00%	1	25.00%	1	6.67%	2	10.00%
Rich VAN DAM		0	0.00%	1	25.00%	2	13.33%	3	15.00%
Cast Votes:		1	100.00%	4	100.00%	15	100.00%	20	100.00%
Undervotes:		0		0		0		0	
Overvotes:		0		0		0		0	

SHERIFF - (Vote for One)

Choice	Party	Absentee Voting		Early Voting		Election Day Voting		Total	
Edward W. OWENS		1	100.00%	2	50.00%	4	26.67%	7	35.00%
Donnie HALL II.		0	0.00%	2	50.00%	11	73.33%	13	65.00%
Cast Votes:		1	100.00%	4	100.00%	15	100.00%	20	100.00%
Undervotes:		0		0		0		0	
Overvotes:		0		0		0		0	




PRIMARY ELECTION HELD ON

OFFICIAL BALLOT FOR ROWAN COUNTY

5/17/2022

Page 30



D101

57 ballots cast

UNITED STATES SENATOR - (Vote for One)

Choice	Party	Absentee Voting		Early Voting		Election Day Voting		Total	
Joshua Wesley BLANTON SR.		0	0.00%	2	28.57%	1	4.76%	3	10.00%
Charles BOOKER		1	50.00%	2	28.57%	16	76.19%	19	63.33%
Ruth GAO		0	0.00%	1	14.29%	3	14.29%	4	13.33%
John MERRILL		1	50.00%	2	28.57%	1	4.76%	4	13.33%
Cast Votes:		2	100.00%	7	100.00%	21	100.00%	30	100.00%
Undervotes:		0		0		4		4	
Overvotes:		0		0		0		0	

STATE REPRESENTATIVE 99th Representative District - (Vote for One)


Choice	Party	Absentee Voting		Early Voting		Election Day Voting		Total	
Kevin ANDERSON		1	50.00%	5	83.33%	16	69.57%	22	70.97%
Edward FRAZIER		1	50.00%	1	16.67%	7	30.43%	9	29.03%
Cast Votes:		2	100.00%	6	100.00%	23	100.00%	31	100.00%
Undervotes:		0		1		2		3	
Overvotes:		0		0		0		0	

MAGISTRATE 4th Magisterial District - (Vote for One)

Choice	Party	Absentee Voting		Early Voting		Election Day Voting		Total	
Rob HAMM		1	50.00%	4	57.14%	20	83.33%	25	75.76%
Donny ONEY		1	50.00%	3	42.86%	4	16.67%	8	24.24%
Cast Votes:		2	100.00%	7	100.00%	24	100.00%	33	100.00%
Undervotes:		0		0		1		1	
Overvotes:		0		0		0		0	

QUESTION

Choice	Party	Absentee Voting		Early Voting		Election Day Voting		Total	
YES		2	50.00%	9	75.00%	26	63.41%	37	64.91%
NO		2	50.00%	3	25.00%	15	36.59%	20	35.09%
Cast Votes:		4	100.00%	12	100.00%	41	100.00%	57	100.00%
Undervotes:		0		0		0		0	
Overvotes:		0		0		0		0	




PRIMARY ELECTION HELD ON

OFFICIAL BALLOT FOR ROWAN COUNTY

5/17/2022

Page 31



D102

266 ballots cast

UNITED STATES SENATOR - (Vote for One)


Choice	Party	Absentee Voting		Early Voting		Election Day Voting		Total	
John SCHIESS		0	0.00%	0	0.00%	3	4.41%	3	4.05%
Tami L. STAINFIELD		0	0.00%	0	0.00%	1	1.47%	1	1.35%
Arnold BLANKENSHIP		0	0.00%	0	0.00%	1	1.47%	1	1.35%
Valerie "Dr Val" FREDRICK		0	0.00%	1	16.67%	1	1.47%	2	2.70%
Paul V. HAMILTON		0	0.00%	0	0.00%	1	1.47%	1	1.35%
Rand PAUL		0	0.00%	5	83.33%	61	89.71%	66	89.19%
Cast Votes:		0	0.00%	6	100.00%	68	100.00%	74	100.00%
Undervotes:		0		1		4		5	
Overvotes:		0		0		0		0	

UNITED STATES REPRESENTATIVE in CONGRESS 5th Congressional District - (Vote for One)

Choice	Party	Absentee Voting		Early Voting		Election Day Voting		Total	
Harold "Hal" ROGERS		0	0.00%	5	83.33%	55	84.62%	60	84.51%
Jeannette ANDREWS		0	0.00%	0	0.00%	6	9.23%	6	8.45%
Brandon Russell MONHOLLEN		0	0.00%	0	0.00%	2	3.08%	2	2.82%
Gerardo SERRANO		0	0.00%	0	0.00%	1	1.54%	1	1.41%
Rich VAN DAM		0	0.00%	1	16.67%	1	1.54%	2	2.82%
Cast Votes:		0	0.00%	6	100.00%	65	100.00%	71	100.00%
Undervotes:		0		1		7		8	
Overvotes:		0		0		0		0	

SHERIFF - (Vote for One)

Choice	Party	Absentee Voting		Early Voting		Election Day Voting		Total	
Edward W. OWENS		0	0.00%	0	0.00%	16	22.86%	16	21.05%
Donnie HALL II.		0	0.00%	6	100.00%	54	77.14%	60	78.95%
Cast Votes:		0	0.00%	6	100.00%	70	100.00%	76	100.00%
Undervotes:		0		1		2		3	
Overvotes:		0		0		0		0	




PRIMARY ELECTION HELD ON

OFFICIAL BALLOT FOR ROWAN COUNTY

5/17/2022

Page 32



UNITED STATES SENATOR - (Vote for One)

Choice	Party	Absentee Voting		Early Voting		Election Day Voting		Total	
Joshua Wesley BLANTON SR.		0	0.00%	5	35.71%	25	18.94%	30	20.41%
Charles BOOKER		1	100.00%	9	64.29%	87	65.91%	97	65.99%
Ruth GAO		0	0.00%	0	0.00%	5	3.79%	5	3.40%
John MERRILL		0	0.00%	0	0.00%	15	11.36%	15	10.20%
Cast Votes:		1	100.00%	14	100.00%	132	100.00%	147	100.00%
Undervotes:		0		1		29		30	
Overvotes:		0		0		0		0	

STATE REPRESENTATIVE 99th Representative District - (Vote for One)

Choice	Party	Absentee Voting		Early Voting		Election Day Voting		Total	
Kevin ANDERSON		1	100.00%	9	69.23%	102	70.83%	112	70.89%
Edward FRAZIER		0	0.00%	4	30.77%	42	29.17%	46	29.11%
Cast Votes:		1	100.00%	13	100.00%	144	100.00%	158	100.00%
Undervotes:		0		2		17		19	
Overvotes:		0		0		0		0	

MAGISTRATE 4th Magisterial District - (Vote for One)

Choice	Party	Absentee Voting		Early Voting		Election Day Voting		Total	
Rob HAMM		0	0.00%	6	40.00%	73	46.20%	79	45.40%
Donny ONEY		1	100.00%	9	60.00%	85	53.80%	95	54.60%
Cast Votes:		1	100.00%	15	100.00%	158	100.00%	174	100.00%
Undervotes:		0		0		3		3	
Overvotes:		0		0		0		0	

QUESTION

Choice	Party	Absentee Voting		Early Voting		Election Day Voting		Total	
YES		1	100.00%	16	66.67%	149	63.14%	166	63.60%
NO		0	0.00%	8	33.33%	87	36.86%	95	36.40%
Cast Votes:		1	100.00%	24	100.00%	236	100.00%	261	100.00%
Undervotes:		0		0		4		4	
Overvotes:		0		0		1		1	

Precinct Results Report

Run Time: 7:24 PM
Run Date: 05/17/2022

PRIMARY ELECTION HELD ON

OFFICIAL BALLOT FOR ROWAN COUNTY

5/17/2022
Page 33

Unofficial Results

Ballots Cast: 3935
Polling Places Reporting: 9 of 9 = 100.00%

D103 578 ballots cast

UNITED STATES SENATOR - (Vote for One)


Choice	Party	Absentee Voting		Early Voting		Election Day Voting		Total	
John SCHIESS		0	0.00%	0	0.00%	3	2.22%	3	2.04%
Tami L. STAINFIELD		0	0.00%	0	0.00%	2	1.48%	2	1.36%
Arnold BLANKENSHIP		0	0.00%	0	0.00%	3	2.22%	3	2.04%
Valerie "Dr Val" FREDRICK		0	0.00%	1	9.09%	7	5.19%	8	5.44%
Paul V. HAMILTON		0	0.00%	0	0.00%	8	5.93%	8	5.44%
Rand PAUL		1	100.00%	10	90.91%	112	82.96%	123	83.67%
Cast Votes:		1	100.00%	11	100.00%	135	100.00%	147	100.00%
Undervotes:		0		1		5		6	
Overvotes:		0		0		0		0	

UNITED STATES REPRESENTATIVE in CONGRESS 5th Congressional District - (Vote for One)

Choice	Party	Absentee Voting		Early Voting		Election Day Voting		Total	
Harold "Hal" ROGERS		1	100.00%	8	80.00%	113	83.70%	122	83.56%
Jeannette ANDREWS		0	0.00%	1	10.00%	7	5.19%	8	5.48%
Brandon Russell MONHOLLEN		0	0.00%	0	0.00%	4	2.96%	4	2.74%
Gerardo SERRANO		0	0.00%	0	0.00%	4	2.96%	4	2.74%
Rich VAN DAM		0	0.00%	1	10.00%	7	5.19%	8	5.48%
Cast Votes:		1	100.00%	10	100.00%	135	100.00%	146	100.00%
Undervotes:		0		2		5		7	
Overvotes:		0		0		0		0	

SHERIFF - (Vote for One)

Choice	Party	Absentee Voting		Early Voting		Election Day Voting		Total	
Edward W. OWENS		0	0.00%	1	10.00%	19	13.97%	20	13.61%
Donnie HALL II.		1	100.00%	9	90.00%	117	86.03%	127	86.39%
Cast Votes:		1	100.00%	10	100.00%	136	100.00%	147	100.00%
Undervotes:		0		2		4		6	
Overvotes:		0		0		0		0	




PRIMARY ELECTION HELD ON

OFFICIAL BALLOT FOR ROWAN COUNTY

5/17/2022

Page 35



D104

149 ballots cast

UNITED STATES SENATOR - (Vote for One)


Choice	Party	Absentee Voting		Early Voting		Election Day Voting		Total	
John SCHIESS		0	0.00%	0	0.00%	0	0.00%	0	0.00%
Tami L. STAINFIELD		0	0.00%	0	0.00%	2	5.13%	2	4.08%
Arnold BLANKENSHIP		0	0.00%	0	0.00%	0	0.00%	0	0.00%
Valerie "Dr Val" FREDRICK		0	0.00%	1	12.50%	5	12.82%	6	12.24%
Paul V. HAMILTON		0	0.00%	1	12.50%	2	5.13%	3	6.12%
Rand PAUL		2	100.00%	6	75.00%	30	76.92%	38	77.55%
Cast Votes:		2	100.00%	8	100.00%	39	100.00%	49	100.00%
Undervotes:		0		0		1		1	
Overvotes:		0		0		0		0	

UNITED STATES REPRESENTATIVE in CONGRESS 5th Congressional District - (Vote for One)

Choice	Party	Absentee Voting		Early Voting		Election Day Voting		Total	
Harold "Hal" ROGERS		2	100.00%	8	100.00%	36	90.00%	46	92.00%
Jeannette ANDREWS		0	0.00%	0	0.00%	3	7.50%	3	6.00%
Brandon Russell MONHOLLEN		0	0.00%	0	0.00%	0	0.00%	0	0.00%
Gerardo SERRANO		0	0.00%	0	0.00%	1	2.50%	1	2.00%
Rich VAN DAM		0	0.00%	0	0.00%	0	0.00%	0	0.00%
Cast Votes:		2	100.00%	8	100.00%	40	100.00%	50	100.00%
Undervotes:		0		0		0		0	
Overvotes:		0		0		0		0	

SHERIFF - (Vote for One)

Choice	Party	Absentee Voting		Early Voting		Election Day Voting		Total	
Edward W. OWENS		0	0.00%	1	12.50%	8	20.00%	9	18.00%
Donnie HALL II.		2	100.00%	7	87.50%	32	80.00%	41	82.00%
Cast Votes:		2	100.00%	8	100.00%	40	100.00%	50	100.00%
Undervotes:		0		0		0		0	
Overvotes:		0		0		0		0	




PRIMARY ELECTION HELD ON

OFFICIAL BALLOT FOR ROWAN COUNTY

5/17/2022

Page 36



D104

123 ballots cast

UNITED STATES SENATOR - (Vote for One)

Choice	Party	Absentee Voting		Early Voting		Election Day Voting		Total	
Joshua Wesley BLANTON SR.		0	0.00%	3	37.50%	9	13.85%	12	15.58%
Charles BOOKER		2	50.00%	4	50.00%	44	67.69%	50	64.94%
Ruth GAO		0	0.00%	1	12.50%	5	7.69%	6	7.79%
John MERRILL		2	50.00%	0	0.00%	7	10.77%	9	11.69%
Cast Votes:		4	100.00%	8	100.00%	65	100.00%	77	100.00%
Undervotes:		2		2		6		10	
Overvotes:		0		0		0		0	

STATE REPRESENTATIVE 99th Representative District - (Vote for One)

Choice	Party	Absentee Voting		Early Voting		Election Day Voting		Total	
Kevin ANDERSON		0	0.00%	7	70.00%	45	67.16%	52	62.65%
Edward FRAZIER		6	100.00%	3	30.00%	22	32.84%	31	37.35%
Cast Votes:		6	100.00%	10	100.00%	67	100.00%	83	100.00%
Undervotes:		0		0		4		4	
Overvotes:		0		0		0		0	

MAGISTRATE 4th Magisterial District - (Vote for One)

Choice	Party	Absentee Voting		Early Voting		Election Day Voting		Total	
Rob HAMM		1	16.67%	3	30.00%	37	53.62%	41	48.24%
Donny ONEY		5	83.33%	7	70.00%	32	46.38%	44	51.76%
Cast Votes:		6	100.00%	10	100.00%	69	100.00%	85	100.00%
Undervotes:		0		0		2		2	
Overvotes:		0		0		0		0	

QUESTION

Choice	Party	Absentee Voting		Early Voting		Election Day Voting		Total	
YES		3	37.50%	11	61.11%	83	70.94%	97	67.83%
NO		5	62.50%	7	38.89%	34	29.06%	46	32.17%
Cast Votes:		8	100.00%	18	100.00%	117	100.00%	143	100.00%
Undervotes:		0		0		0		0	
Overvotes:		0		0		0		0	

*** End of report ***

Cumulative Results Report

Run Time: 7:22 PM
Run Date: 05/17/2022

PRIMARY ELECTION HELD ON

OFFICIAL BALLOT FOR ROWAN COUNTY

5/17/2022

Page 1

Unofficial Results

Ballots Cast: 3935
Polling Places Reporting: 9 of 9 = 100.00%

UNITED STATES SENATOR - (Vote for One)

Choice	Party	Absentee Voting		Early Voting		Election Day Voting		Total	
John SCHIESS		0	0.00%	2	1.08%	25	2.05%	27	1.89%
Tami L. STAINFIELD		1	4.35%	4	2.15%	25	2.05%	30	2.10%
Arnold BLANKENSHIP		1	4.35%	3	1.61%	26	2.13%	30	2.10%
Valerie "Dr Val" FREDRICK		0	0.00%	13	6.99%	47	3.86%	60	4.20%
Paul V. HAMILTON		1	4.35%	9	4.84%	46	3.77%	56	3.92%
Rand PAUL		20	86.96%	155	83.33%	1,050	86.14%	1,225	85.78%
Cast Votes:		23	100.00%	186	100.00%	1,219	100.00%	1,428	100.00%
Undervotes:		0		11		48		59	
Overvotes:		0		0		0		0	

UNITED STATES REPRESENTATIVE in CONGRESS 5th Congressional District - (Vote for One)

Choice	Party	Absentee Voting		Early Voting		Election Day Voting		Total	
Harold "Hal" ROGERS		21	91.30%	165	89.19%	1,020	85.00%	1,206	85.65%
Jeannette ANDREWS		1	4.35%	9	4.86%	61	5.08%	71	5.04%
Brandon Russell MONHOLLEN		1	4.35%	0	0.00%	42	3.50%	43	3.05%
Gerardo SERRANO		0	0.00%	5	2.70%	37	3.08%	42	2.98%
Rich VAN DAM		0	0.00%	6	3.24%	40	3.33%	46	3.27%
Cast Votes:		23	100.00%	185	100.00%	1,200	100.00%	1,408	100.00%
Undervotes:		0		12		67		79	
Overvotes:		0		0		0		0	

SHERIFF - (Vote for One)

Choice	Party	Absentee Voting		Early Voting		Election Day Voting		Total	
Edward W. OWENS		6	26.09%	36	19.25%	193	15.90%	235	16.50%
Donnie HALL II.		17	73.91%	151	80.75%	1,021	84.10%	1,189	83.50%
Cast Votes:		23	100.00%	187	100.00%	1,214	100.00%	1,424	100.00%
Undervotes:		0		10		53		63	
Overvotes:		0		0		0		0	

OFFICIAL BALLOT FOR ROWAN COUNTY

5/17/2022

Page 2

Run Time: 7:22 PM
Run Date: 05/17/2022

Ballots Cast: 3935
Polling Places Reporting: 9 of 9 = 100.00%

UNITED STATES SENATOR - (Vote for One)

Choice	Party	Absentee Voting		Early Voting		Election Day Voting		Total	
Joshua Wesley BLANTON SR.		5	8.93%	37	11.46%	228	13.57%	270	13.11%
Charles BOOKER		41	73.21%	237	73.37%	1,190	70.83%	1,468	71.30%
Ruth GAO		3	5.36%	31	9.60%	111	6.61%	145	7.04%
John MERRILL		7	12.50%	18	5.57%	151	8.99%	176	8.55%
Cast Votes:		56	100.00%	323	100.00%	1,680	100.00%	2,059	100.00%
Undervotes:		2		31		227		260	
Overvotes:		0		0		0		0	

STATE REPRESENTATIVE 99th Representative District - (Vote for One)

Choice	Party	Absentee Voting		Early Voting		Election Day Voting		Total	
Kevin ANDERSON		37	67.27%	276	82.14%	1,370	77.93%	1,683	78.32%
Edward FRAZIER		18	32.73%	60	17.86%	388	22.07%	466	21.68%
Cast Votes:		55	100.00%	336	100.00%	1,758	100.00%	2,149	100.00%
Undervotes:		3		18		148		169	
Overvotes:		0		0		1		1	

MAGISTRATE 4th Magisterial District - (Vote for One)

Choice	Party	Absentee Voting		Early Voting		Election Day Voting		Total	
Rob HAMM		4	36.36%	33	55.00%	268	61.75%	305	60.40%
Donny ONEY		7	63.64%	27	45.00%	166	38.25%	200	39.60%
Cast Votes:		11	100.00%	60	100.00%	434	100.00%	505	100.00%
Undervotes:		0		0		10		10	
Overvotes:		0		0		0		0	

QUESTION

Choice	Party	Absentee Voting		Early Voting		Election Day Voting		Total	
YES		47	58.02%	429	76.33%	2,232	68.47%	2,708	69.38%
NO		34	41.98%	133	23.67%	1,028	31.53%	1,195	30.62%
Cast Votes:		81	100.00%	562	100.00%	3,260	100.00%	3,903	100.00%
Undervotes:		1		6		24		31	
Overvotes:		0		0		1		1	

*** End of report ***