



GENERAL ELECTION HELD ON

OFFICIAL BALLOT FOR SHELBY COUNTY

11/3/2020

Page 1

**Cumulative Results Report**

Run Time: 4:18 PM  
Run Date: 11/03/2020

**Unofficial Results**

Ballots Cast: 23,705

**STRAIGHT PARTY**

| Choice            | Party | Absentee Voting |       | Early Voting |       | Election Day Voting |         | Total  |         |
|-------------------|-------|-----------------|-------|--------------|-------|---------------------|---------|--------|---------|
| Republican Party  | REP   | 0               | 0.00% | 0            | 0.00% | 8,395               | 67.64%  | 8,395  | 67.64%  |
| Democratic Party  | DEM   | 0               | 0.00% | 0            | 0.00% | 3,855               | 31.06%  | 3,855  | 31.06%  |
| Libertarian Party | LIB   | 0               | 0.00% | 0            | 0.00% | 161                 | 1.30%   | 161    | 1.30%   |
| Cast Votes:       |       | 0               | 0.00% | 0            | 0.00% | 12,411              | 100.00% | 12,411 | 100.00% |
| Undervotes:       |       | 0               |       | 0            |       | 11,288              |         | 11,288 |         |
| Overvotes:        |       | 0               |       | 0            |       | 4                   |         | 4      |         |

**PRESIDENT and VICE PRESIDENT of the UNITED STATES - (Vote for One)**

| Choice                                     | Party | Absentee Voting |       | Early Voting |       | Election Day Voting |         | Total  |         |
|--|-------|-----------------|-------|--------------|-------|---------------------|---------|--------|---------|
| Donald J. TRUMP Michael R. PENCE           | REP   | 0               | 0.00% | 0            | 0.00% | 15,054              | 63.93%  | 15,054 | 63.93%  |
| Joseph R. BIDEN Kamala D. HARRIS           | DEM   | 0               | 0.00% | 0            | 0.00% | 8,076               | 34.30%  | 8,076  | 34.30%  |
| Jo JORGENSEN Jeremy "Spike" COHEN          | LIB   | 0               | 0.00% | 0            | 0.00% | 301                 | 1.28%   | 301    | 1.28%   |
| Kanye WEST Michelle TIDBALL                | IND   | 0               | 0.00% | 0            | 0.00% | 73                  | 0.31%   | 73     | 0.31%   |
| Brock PIERCE Karla BALLARD                 | IND   | 0               | 0.00% | 0            | 0.00% | 38                  | 0.16%   | 38     | 0.16%   |
| BRIAN CARROLL AMAR PATEL (W)               |       | 0               | 0.00% | 0            | 0.00% | 0                   | 0.00%   | 0      | 0.00%   |
| GLORIA LA RIVA SUNIL FREEMAN (W)           |       | 0               | 0.00% | 0            | 0.00% | 1                   | 0.00%   | 1      | 0.00%   |
| HOWIE HAWKINS ANGELA WALKER (W)            |       | 0               | 0.00% | 0            | 0.00% | 3                   | 0.01%   | 3      | 0.01%   |
| JADE SIMMONS CLAUDELIAH J ROZE (W)         |       | 0               | 0.00% | 0            | 0.00% | 0                   | 0.00%   | 0      | 0.00%   |
| KASEY WELLS RACHEL WELLS (W)               |       | 0               | 0.00% | 0            | 0.00% | 0                   | 0.00%   | 0      | 0.00%   |
| MARK CHARLES ADRAIN WALLACE (W)            |       | 0               | 0.00% | 0            | 0.00% | 0                   | 0.00%   | 0      | 0.00%   |
| MARY RUTH CARO SIMMONS SHERRI DOW (W)      |       | 0               | 0.00% | 0            | 0.00% | 0                   | 0.00%   | 0      | 0.00%   |
| PRESIDENT R19 BODDIE ERIC STONEHAM (W)     |       | 0               | 0.00% | 0            | 0.00% | 0                   | 0.00%   | 0      | 0.00%   |
| SHAWN HOWARD ALYSSA HOWARD (W)             |       | 0               | 0.00% | 0            | 0.00% | 1                   | 0.00%   | 1      | 0.00%   |
| TIMOTHY ALLEN STEVENS SUSAN C FLETCHER (W) |       | 0               | 0.00% | 0            | 0.00% | 0                   | 0.00%   | 0      | 0.00%   |
| TOM HOEFLING ANDY PRIOR (W)                |       | 0               | 0.00% | 0            | 0.00% | 0                   | 0.00%   | 0      | 0.00%   |
| Cast Votes:                                |       | 0               | 0.00% | 0            | 0.00% | 23,547              | 100.00% | 23,547 | 100.00% |
| Undervotes:                                |       | 0               |       | 0            |       | 146                 |         | 146    |         |
| Overvotes:                                 |       | 0               |       | 0            |       | 10                  |         | 10     |         |

OFFICIAL BALLOT FOR SHELBY COUNTY

11/3/2020

Page 2

Run Time: 4:18 PM  
Run Date: 11/03/2020

Ballots Cast: 23,705

**UNITED STATES SENATOR - (Vote for One)**


| Choice                    | Party | Absentee Voting |       | Early Voting |       | Election Day Voting |         | Total  |         |
|---------------------------|-------|-----------------|-------|--------------|-------|---------------------|---------|--------|---------|
| Mitch McCONNELL           | REP   | 0               | 0.00% | 0            | 0.00% | 14,111              | 59.82%  | 14,111 | 59.82%  |
| Amy McGRATH               | DEM   | 0               | 0.00% | 0            | 0.00% | 8,332               | 35.32%  | 8,332  | 35.32%  |
| Brad BARRON               | LIB   | 0               | 0.00% | 0            | 0.00% | 1,148               | 4.87%   | 1,148  | 4.87%   |
| DANIEL COBBLE (W)         |       | 0               | 0.00% | 0            | 0.00% | 0                   | 0.00%   | 0      | 0.00%   |
| DEMETRA WYSINGER (W)      |       | 0               | 0.00% | 0            | 0.00% | 0                   | 0.00%   | 0      | 0.00%   |
| HAROLD H FITZPATRICK (W)  |       | 0               | 0.00% | 0            | 0.00% | 0                   | 0.00%   | 0      | 0.00%   |
| PAUL JOHN FRANGEDAKIS (W) |       | 0               | 0.00% | 0            | 0.00% | 0                   | 0.00%   | 0      | 0.00%   |
| RANDALL LEE TEEGARDEN (W) |       | 0               | 0.00% | 0            | 0.00% | 0                   | 0.00%   | 0      | 0.00%   |
| Cast Votes:               |       | 0               | 0.00% | 0            | 0.00% | 23,591              | 100.00% | 23,591 | 100.00% |
| Undervotes:               |       | 0               |       | 0            |       | 107                 |         | 107    |         |
| Overvotes:                |       | 0               |       | 0            |       | 5                   |         | 5      |         |

**UNITED STATES REPRESENTATIVE in CONGRESS 4th Congressional District - (Vote for One)**

| Choice            | Party | Absentee Voting |       | Early Voting |       | Election Day Voting |         | Total  |         |
|-------------------|-------|-----------------|-------|--------------|-------|---------------------|---------|--------|---------|
| Thomas MASSIE     | REP   | 0               | 0.00% | 0            | 0.00% | 15,439              | 66.26%  | 15,439 | 66.26%  |
| Alexandra OWENSBY | DEM   | 0               | 0.00% | 0            | 0.00% | 7,862               | 33.74%  | 7,862  | 33.74%  |
| Cast Votes:       |       | 0               | 0.00% | 0            | 0.00% | 23,301              | 100.00% | 23,301 | 100.00% |
| Undervotes:       |       | 0               |       | 0            |       | 398                 |         | 398    |         |
| Overvotes:        |       | 0               |       | 0            |       | 4                   |         | 4      |         |

**STATE REPRESENTATIVE 58th Representative District - (Vote for One)**

| Choice                 | Party | Absentee Voting |       | Early Voting |       | Election Day Voting |         | Total  |         |
|------------------------|-------|-----------------|-------|--------------|-------|---------------------|---------|--------|---------|
| Jennifer Henson DECKER | REP   | 0               | 0.00% | 0            | 0.00% | 15,262              | 65.66%  | 15,262 | 65.66%  |
| Will BARNETT           | DEM   | 0               | 0.00% | 0            | 0.00% | 7,982               | 34.34%  | 7,982  | 34.34%  |
| Cast Votes:            |       | 0               | 0.00% | 0            | 0.00% | 23,244              | 100.00% | 23,244 | 100.00% |
| Undervotes:            |       | 0               |       | 0            |       | 456                 |         | 456    |         |
| Overvotes:             |       | 0               |       | 0            |       | 3                   |         | 3      |         |




**GENERAL ELECTION HELD ON**

**OFFICIAL BALLOT FOR SHELBY COUNTY**

11/3/2020

Page 3



**SOIL and WATER CONSERVATION DISTRICT SUPERVISORS - (Vote for Four)**

| Choice             | Party | Absentee Voting |       | Early Voting |       | Election Day Voting |         | Total  |         |
|--------------------|-------|-----------------|-------|--------------|-------|---------------------|---------|--------|---------|
| Gene WITT          |       | 0               | 0.00% | 0            | 0.00% | 11,721              | 23.47%  | 11,721 | 23.47%  |
| Terry ORANGE       |       | 0               | 0.00% | 0            | 0.00% | 7,533               | 15.08%  | 7,533  | 15.08%  |
| Joe TINGLE         |       | 0               | 0.00% | 0            | 0.00% | 11,138              | 22.30%  | 11,138 | 22.30%  |
| Thomas J. FLOWERS  |       | 0               | 0.00% | 0            | 0.00% | 9,786               | 19.59%  | 9,786  | 19.59%  |
| Gilbert Ray TUCKER |       | 0               | 0.00% | 0            | 0.00% | 9,769               | 19.56%  | 9,769  | 19.56%  |
| Cast Votes:        |       | 0               | 0.00% | 0            | 0.00% | 49,947              | 100.00% | 49,947 | 100.00% |
| Undervotes:        |       | 0               |       | 0            |       | 44,757              |         | 44,757 |         |
| Overvotes:         |       | 0               |       | 0            |       | 27                  |         | 27     |         |

**MEMBER BOARD of EDUCATION 2nd Educational District - (Vote for One)**

| Choice          | Party | Absentee Voting |       | Early Voting |       | Election Day Voting |         | Total |         |
|-----------------|-------|-----------------|-------|--------------|-------|---------------------|---------|-------|---------|
| Sonya BLACKBURN |       | 0               | 0.00% | 0            | 0.00% | 3,252               | 100.00% | 3,252 | 100.00% |
| Cast Votes:     |       | 0               | 0.00% | 0            | 0.00% | 3,252               | 100.00% | 3,252 | 100.00% |
| Undervotes:     |       | 0               |       | 0            |       | 1,736               |         | 1,736 |         |
| Overvotes:      |       | 0               |       | 0            |       | 0                   |         | 0     |         |

**MEMBER BOARD of EDUCATION 3rd Educational District - (Vote for One)**

| Choice            | Party | Absentee Voting |       | Early Voting |       | Election Day Voting |         | Total |         |
|-------------------|-------|-----------------|-------|--------------|-------|---------------------|---------|-------|---------|
| Allen H. PHILLIPS |       | 0               | 0.00% | 0            | 0.00% | 3,057               | 100.00% | 3,057 | 100.00% |
| Cast Votes:       |       | 0               | 0.00% | 0            | 0.00% | 3,057               | 100.00% | 3,057 | 100.00% |
| Undervotes:       |       | 0               |       | 0            |       | 2,024               |         | 2,024 |         |
| Overvotes:        |       | 0               |       | 0            |       | 0                   |         | 0     |         |


**MEMBER BOARD of EDUCATION 5th Educational District - (Vote for One)**

| Choice            | Party | Absentee Voting |       | Early Voting |       | Election Day Voting |         | Total |         |
|-------------------|-------|-----------------|-------|--------------|-------|---------------------|---------|-------|---------|
| Brenda C. JACKSON |       | 0               | 0.00% | 0            | 0.00% | 2,277               | 100.00% | 2,277 | 100.00% |
| Cast Votes:       |       | 0               | 0.00% | 0            | 0.00% | 2,277               | 100.00% | 2,277 | 100.00% |
| Undervotes:       |       | 0               |       | 0            |       | 1,086               |         | 1,086 |         |
| Overvotes:        |       | 0               |       | 0            |       | 1                   |         | 1     |         |



**GENERAL ELECTION HELD ON**

**OFFICIAL BALLOT FOR SHELBY COUNTY**



11/3/2020

Page 4

**CITY COMMISSIONERS City of Pleasureville - (Vote for up to Four)**

| Choice              | Party | Absentee Voting |       | Early Voting |       | Election Day Voting |         | Total |         |
|---------------------|-------|-----------------|-------|--------------|-------|---------------------|---------|-------|---------|
| Robert L. WILSON    |       | 0               | 0.00% | 0            | 0.00% | 12                  | 22.22%  | 12    | 22.22%  |
| Christopher KUSHMAN |       | 0               | 0.00% | 0            | 0.00% | 13                  | 24.07%  | 13    | 24.07%  |
| Kemberley HOLTHOUSE |       | 0               | 0.00% | 0            | 0.00% | 13                  | 24.07%  | 13    | 24.07%  |
| Vic HARROD          |       | 0               | 0.00% | 0            | 0.00% | 16                  | 29.63%  | 16    | 29.63%  |
| Cast Votes:         |       | 0               | 0.00% | 0            | 0.00% | 54                  | 100.00% | 54    | 100.00% |
| Undervotes:         |       | 0               |       | 0            |       | 18                  |         | 18    |         |
| Overvotes:          |       | 0               |       | 0            |       | 0                   |         | 0     |         |

**CITY COUNCIL City of Shelbyville - (Vote for up to Six)**

| Choice                  | Party | Absentee Voting |       | Early Voting |       | Election Day Voting |         | Total  |         |
|-------------------------|-------|-----------------|-------|--------------|-------|---------------------|---------|--------|---------|
| Pam Heady Winger CARTER |       | 0               | 0.00% | 0            | 0.00% | 2,780               | 12.68%  | 2,780  | 12.68%  |
| Troy ETHINGTON          |       | 0               | 0.00% | 0            | 0.00% | 2,152               | 9.82%   | 2,152  | 9.82%   |
| Shane SUTOR             |       | 0               | 0.00% | 0            | 0.00% | 2,019               | 9.21%   | 2,019  | 9.21%   |
| Frank PAGE              |       | 0               | 0.00% | 0            | 0.00% | 2,174               | 9.92%   | 2,174  | 9.92%   |
| Randy COMPTON           |       | 0               | 0.00% | 0            | 0.00% | 750                 | 3.42%   | 750    | 3.42%   |
| Tom HARDESTY            |       | 0               | 0.00% | 0            | 0.00% | 2,389               | 10.90%  | 2,389  | 10.90%  |
| Derrick GRIFFITTS       |       | 0               | 0.00% | 0            | 0.00% | 1,555               | 7.09%   | 1,555  | 7.09%   |
| Mike ZOELLER            |       | 0               | 0.00% | 0            | 0.00% | 2,248               | 10.25%  | 2,248  | 10.25%  |
| Jon SWINDLER            |       | 0               | 0.00% | 0            | 0.00% | 2,014               | 9.19%   | 2,014  | 9.19%   |
| Matt SIMONS             |       | 0               | 0.00% | 0            | 0.00% | 1,874               | 8.55%   | 1,874  | 8.55%   |
| John M. ROTHENBURGER    |       | 0               | 0.00% | 0            | 0.00% | 1,969               | 8.98%   | 1,969  | 8.98%   |
| Cast Votes:             |       | 0               | 0.00% | 0            | 0.00% | 21,924              | 100.00% | 21,924 | 100.00% |
| Undervotes:             |       | 0               |       | 0            |       | 17,904              |         | 17,904 |         |
| Overvotes:              |       | 0               |       | 0            |       | 13                  |         | 13     |         |

**CITY COMMISSIONERS City of Simpsonville - (Vote for up to Four)**

| Choice             | Party | Absentee Voting |       | Early Voting |       | Election Day Voting |         | Total |         |
|--------------------|-------|-----------------|-------|--------------|-------|---------------------|---------|-------|---------|
| Michael HESSE      |       | 0               | 0.00% | 0            | 0.00% | 720                 | 24.19%  | 720   | 24.19%  |
| Ashley EMMONS      |       | 0               | 0.00% | 0            | 0.00% | 737                 | 24.76%  | 737   | 24.76%  |
| Kelland L. GARLAND |       | 0               | 0.00% | 0            | 0.00% | 728                 | 24.45%  | 728   | 24.45%  |
| Scott McDOWELL     |       | 0               | 0.00% | 0            | 0.00% | 792                 | 26.60%  | 792   | 26.60%  |
| Cast Votes:        |       | 0               | 0.00% | 0            | 0.00% | 2,977               | 100.00% | 2,977 | 100.00% |
| Undervotes:        |       | 0               |       | 0            |       | 3,495               |         | 3,495 |         |
| Overvotes:         |       | 0               |       | 0            |       | 2                   |         | 2     |         |



**GENERAL ELECTION HELD ON**

**OFFICIAL BALLOT FOR SHELBY COUNTY**

11/3/2020

Page 5



**CONSTITUTIONAL AMENDMENT 1**

| Choice      | Party | Absentee Voting |       | Early Voting |       | Election Day Voting |         | Total  |         |
|-------------|-------|-----------------|-------|--------------|-------|---------------------|---------|--------|---------|
| YES         |       | 0               | 0.00% | 0            | 0.00% | 13,578              | 64.18%  | 13,578 | 64.18%  |
| NO          |       | 0               | 0.00% | 0            | 0.00% | 7,577               | 35.82%  | 7,577  | 35.82%  |
| Cast Votes: |       | 0               | 0.00% | 0            | 0.00% | 21,155              | 100.00% | 21,155 | 100.00% |
| Undervotes: |       | 0               |       | 0            |       | 2,513               |         | 2,513  |         |
| Overvotes:  |       | 0               |       | 0            |       | 35                  |         | 35     |         |

**CONSTITUTIONAL AMENDMENT 2**

| Choice      | Party | Absentee Voting |       | Early Voting |       | Election Day Voting |         | Total  |         |
|-------------|-------|-----------------|-------|--------------|-------|---------------------|---------|--------|---------|
| YES         |       | 0               | 0.00% | 0            | 0.00% | 5,987               | 28.11%  | 5,987  | 28.11%  |
| NO          |       | 0               | 0.00% | 0            | 0.00% | 15,310              | 71.89%  | 15,310 | 71.89%  |
| Cast Votes: |       | 0               | 0.00% | 0            | 0.00% | 21,297              | 100.00% | 21,297 | 100.00% |
| Undervotes: |       | 0               |       | 0            |       | 2,370               |         | 2,370  |         |
| Overvotes:  |       | 0               |       | 0            |       | 36                  |         | 36     |         |

\*\*\* End of report \*\*\*