

Precinct Report — Unofficial
PRIMARY ELECTION HELD ON — OFFICIAL BALLOT FOR CAMPBELL COUNTY — May 21, 2019


Page 1 of 136

05/21/2019 07:41 PM

Total Number of Voters : 10,172 of 0 = 0.00%

Precincts Reporting 68 of 68 = 100.00%

Party	Candidate	Absentee		Early		Election		Total	
Precinct AB (Ballots Cast: 386)									
GOVERNOR and LIEUTENANT GOVERNOR, Vote For 1									
	William E. WOODS Justin B. MILLER	0	0.00%	0	0.00%	26	13.13%	26	13.13%
	Matthew G. BEVIN Ralph A. ALVARADO	0	0.00%	0	0.00%	127	64.14%	127	64.14%
	Robert GOFORTH Michael T. HOGAN	0	0.00%	0	0.00%	38	19.19%	38	19.19%
	Ike LAWRENCE James Anthony ROSE	0	0.00%	0	0.00%	7	3.54%	7	3.54%
	Cast Votes:	0	0.00%	0	0.00%	198	98.02%	198	98.02%
	Over Votes:	0	0.00%	0	0.00%	1	0.50%	1	0.50%
	Under Votes:	0	0.00%	0	0.00%	3	1.49%	3	1.49%
SECRETARY of STATE, Vote For 1									
	Carl NETT	0	0.00%	0	0.00%	21	11.35%	21	11.35%
	Michael G. ADAMS	0	0.00%	0	0.00%	53	28.65%	53	28.65%
	Andrew ENGLISH	0	0.00%	0	0.00%	50	27.03%	50	27.03%
	Stephen L. KNIPPER	0	0.00%	0	0.00%	61	32.97%	61	32.97%
	Cast Votes:	0	0.00%	0	0.00%	185	91.58%	185	91.58%
	Over Votes:	0	0.00%	0	0.00%	0	0.00%	0	0.00%
	Under Votes:	0	0.00%	0	0.00%	17	8.42%	17	8.42%
ATTORNEY GENERAL, Vote For 1									
	Wil SCHRODER	0	0.00%	0	0.00%	135	67.84%	135	67.84%
	Daniel CAMERON	0	0.00%	0	0.00%	64	32.16%	64	32.16%
	Cast Votes:	0	0.00%	0	0.00%	199	98.51%	199	98.51%
	Over Votes:	0	0.00%	0	0.00%	0	0.00%	0	0.00%
	Under Votes:	0	0.00%	0	0.00%	3	1.49%	3	1.49%
COMMISSIONER of AGRICULTURE, Vote For 1									
	Ryan F. QUARLES	0	0.00%	0	0.00%	119	65.75%	119	65.75%
	Bill POLYNIK	0	0.00%	0	0.00%	62	34.25%	62	34.25%
	Cast Votes:	0	0.00%	0	0.00%	181	89.60%	181	89.60%
	Over Votes:	0	0.00%	0	0.00%	0	0.00%	0	0.00%
	Under Votes:	0	0.00%	0	0.00%	21	10.40%	21	10.40%
GOVERNOR and LIEUTENANT GOVERNOR, Vote For 1									
	Geoffrey M."Geoff" YOUNG Joshua N. "Josh" FRENCH	0	0.00%	0	0.00%	20	10.93%	20	10.93%
	Rocky ADKINS Stephanie HORNE	0	0.00%	0	0.00%	24	13.11%	24	13.11%
	Andy BESHEAR Jacqueline COLEMAN	0	0.00%	0	0.00%	91	49.73%	91	49.73%
	Adam H. EDELEN Gill HOLLAND	0	0.00%	0	0.00%	48	26.23%	48	26.23%
	Cast Votes:	0	0.00%	0	0.00%	183	99.46%	183	99.46%
	Over Votes:	0	0.00%	0	0.00%	0	0.00%	0	0.00%
	Under Votes:	0	0.00%	0	0.00%	1	0.54%	1	0.54%



Precinct Report — Unofficial
PRIMARY ELECTION HELD ON — OFFICIAL BALLOT FOR CAMPBELL COUNTY — May 21, 2019

Total Number of Voters : 10,172 of 0 = 0.00%

Precincts Reporting 68 of 68 = 100.00%

Party	Candidate	Absentee		Early		Election		Total	
Precinct AB (Ballots Cast: 386)									
SECRETARY of STATE, Vote For 1									
	Geoff SEBESTA	0	0.00%	0	0.00%	12	6.86%	12	6.86%
	Jason S. BELCHER	0	0.00%	0	0.00%	28	16.00%	28	16.00%
	Jason GRIFFITH	0	0.00%	0	0.00%	28	16.00%	28	16.00%
	Heather French HENRY	0	0.00%	0	0.00%	107	61.14%	107	61.14%
	Cast Votes:	0	0.00%	0	0.00%	175	95.11%	175	95.11%
	Over Votes:	0	0.00%	0	0.00%	0	0.00%	0	0.00%
	Under Votes:	0	0.00%	0	0.00%	9	4.89%	9	4.89%
AUDITOR of PUBLIC ACCOUNTS, Vote For 1									
	Chris TOBE	0	0.00%	0	0.00%	37	22.98%	37	22.98%
	Kelsey Hayes COOTS	0	0.00%	0	0.00%	43	26.71%	43	26.71%
	Drew CURTIS	0	0.00%	0	0.00%	20	12.42%	20	12.42%
	Sheri DONAHUE	0	0.00%	0	0.00%	61	37.89%	61	37.89%
	Cast Votes:	0	0.00%	0	0.00%	161	87.50%	161	87.50%
	Over Votes:	0	0.00%	0	0.00%	1	0.54%	1	0.54%
	Under Votes:	0	0.00%	0	0.00%	22	11.96%	22	11.96%
STATE TREASURER, Vote For 1									
	Josh MERS	0	0.00%	0	0.00%	57	36.54%	57	36.54%
	Michael BOWMAN	0	0.00%	0	0.00%	99	63.46%	99	63.46%
	Cast Votes:	0	0.00%	0	0.00%	156	84.78%	156	84.78%
	Over Votes:	0	0.00%	0	0.00%	1	0.54%	1	0.54%
	Under Votes:	0	0.00%	0	0.00%	27	14.67%	27	14.67%
COMMISSIONER of AGRICULTURE, Vote For 1									
	Joe TRIGG	0	0.00%	0	0.00%	81	50.00%	81	50.00%
	Robert Haley CONWAY	0	0.00%	0	0.00%	81	50.00%	81	50.00%
	Cast Votes:	0	0.00%	0	0.00%	162	88.04%	162	88.04%
	Over Votes:	0	0.00%	0	0.00%	0	0.00%	0	0.00%
	Under Votes:	0	0.00%	0	0.00%	22	11.96%	22	11.96%

RECEIVED
MAY 30 2019
 BY: _____

Precinct Report — Unofficial
PRIMARY ELECTION HELD ON — OFFICIAL BALLOT FOR CAMPBELL COUNTY — May 21, 2019

Page 3 of 136

MAY 30 2019

05/21/2019 07:41 PM

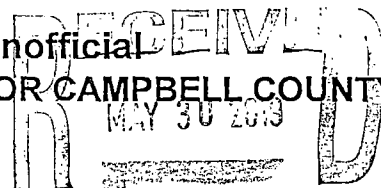
Precincts Reporting 68 of 68 = 100.00%

Total Number of Voters : 10,172 of 0 = 0.00%

Party	Candidate	Absentee	Early	Election	Total
Precinct A801 (Ballots Cast: 150)					
GOVERNOR and LIEUTENANT GOVERNOR, Vote For 1					
	William E. WOODS Justin B. MILLER	0 0.00%	0 0.00%	4 3.81%	4 3.81%
	Matthew G. BEVIN Ralph A. ALVARADO	0 0.00%	0 0.00%	54 51.43%	54 51.43%
	Robert GOFORTH Michael T. HOGAN	0 0.00%	0 0.00%	45 42.86%	45 42.86%
	Ike LAWRENCE James Anthony ROSE	0 0.00%	0 0.00%	2 1.90%	2 1.90%
	Cast Votes:	0 0.00%	0 0.00%	105 98.13%	105 98.13%
	Over Votes:	0 0.00%	0 0.00%	1 0.93%	1 0.93%
	Under Votes:	0 0.00%	0 0.00%	1 0.93%	1 0.93%
SECRETARY of STATE, Vote For 1					
	Carl NETT	0 0.00%	0 0.00%	8 8.99%	8 8.99%
	Michael G. ADAMS	0 0.00%	0 0.00%	28 31.46%	28 31.46%
	Andrew ENGLISH	0 0.00%	0 0.00%	36 40.45%	36 40.45%
	Stephen L. KNIPPER	0 0.00%	0 0.00%	17 19.10%	17 19.10%
	Cast Votes:	0 0.00%	0 0.00%	89 83.18%	89 83.18%
	Over Votes:	0 0.00%	0 0.00%	0 0.00%	0 0.00%
	Under Votes:	0 0.00%	0 0.00%	18 16.82%	18 16.82%
ATTORNEY GENERAL, Vote For 1					
	Wil SCHRODER	0 0.00%	0 0.00%	67 67.00%	67 67.00%
	Daniel CAMERON	0 0.00%	0 0.00%	33 33.00%	33 33.00%
	Cast Votes:	0 0.00%	0 0.00%	100 93.46%	100 93.46%
	Over Votes:	0 0.00%	0 0.00%	0 0.00%	0 0.00%
	Under Votes:	0 0.00%	0 0.00%	7 6.54%	7 6.54%
COMMISSIONER of AGRICULTURE, Vote For 1					
	Ryan F. QUARLES	0 0.00%	0 0.00%	60 72.29%	60 72.29%
	Bill POLYNIK	0 0.00%	0 0.00%	23 27.71%	23 27.71%
	Cast Votes:	0 0.00%	0 0.00%	83 77.57%	83 77.57%
	Over Votes:	0 0.00%	0 0.00%	0 0.00%	0 0.00%
	Under Votes:	0 0.00%	0 0.00%	24 22.43%	24 22.43%
GOVERNOR and LIEUTENANT GOVERNOR, Vote For 1					
	Geoffrey M."Geoff" YOUNG Joshua N. "Josh" FRENCH	0 0.00%	0 0.00%	2 4.65%	2 4.65%
	Rocky ADKINS Stephanie HORNE	0 0.00%	0 0.00%	11 25.58%	11 25.58%
	Andy BESHEAR Jacqueline COLEMAN	0 0.00%	0 0.00%	21 48.84%	21 48.84%
	Adam H. EDELEN Gill HOLLAND	0 0.00%	0 0.00%	9 20.93%	9 20.93%
	Cast Votes:	0 0.00%	0 0.00%	43 100.00%	43 100.00%
	Over Votes:	0 0.00%	0 0.00%	0 0.00%	0 0.00%
	Under Votes:	0 0.00%	0 0.00%	0 0.00%	0 0.00%

Precinct Report — Unofficial
 PRIMARY ELECTION HELD ON — OFFICIAL BALLOT FOR CAMPBELL COUNTY — May 21, 2019

Page 4 of 136



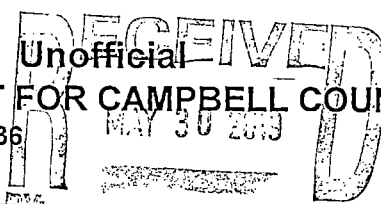
05/21/2019 07:41 PM

Precincts Reporting 68 of 68 = 100.00%

Total Number of Voters : 10,172 of 0 = 0.00%

Party	Candidate	Absentee	Early	BY:	Election	Total
Precinct A801 (Ballots Cast: 150)						
SECRETARY of STATE, Vote For 1						
	Geoff SEBESTA	0 0.00%	0 0.00%		0 0.00%	0 0.00%
	Jason S. BELCHER	0 0.00%	0 0.00%		4 10.00%	4 10.00%
	Jason GRIFFITH	0 0.00%	0 0.00%		8 20.00%	8 20.00%
	Heather French HENRY	0 0.00%	0 0.00%		28 70.00%	28 70.00%
	Cast Votes:	0 0.00%	0 0.00%		40 93.02%	40 93.02%
	Over Votes:	0 0.00%	0 0.00%		0 0.00%	0 0.00%
	Under Votes:	0 0.00%	0 0.00%		3 6.98%	3 6.98%
AUDITOR of PUBLIC ACCOUNTS, Vote For 1						
	Chris TOBE	0 0.00%	0 0.00%		7 19.44%	7 19.44%
	Kelsey Hayes COOTS	0 0.00%	0 0.00%		9 25.00%	9 25.00%
	Drew CURTIS	0 0.00%	0 0.00%		5 13.89%	5 13.89%
	Sheri DONAHUE	0 0.00%	0 0.00%		15 41.67%	15 41.67%
	Cast Votes:	0 0.00%	0 0.00%		36 83.72%	36 83.72%
	Over Votes:	0 0.00%	0 0.00%		0 0.00%	0 0.00%
	Under Votes:	0 0.00%	0 0.00%		7 16.28%	7 16.28%
STATE TREASURER, Vote For 1						
	Josh MERS	0 0.00%	0 0.00%		17 50.00%	17 50.00%
	Michael BOWMAN	0 0.00%	0 0.00%		17 50.00%	17 50.00%
	Cast Votes:	0 0.00%	0 0.00%		34 79.07%	34 79.07%
	Over Votes:	0 0.00%	0 0.00%		0 0.00%	0 0.00%
	Under Votes:	0 0.00%	0 0.00%		9 20.93%	9 20.93%
COMMISSIONER of AGRICULTURE, Vote For 1						
	Joe TRIGG	0 0.00%	0 0.00%		13 36.11%	13 36.11%
	Robert Haley CONWAY	0 0.00%	0 0.00%		23 63.89%	23 63.89%
	Cast Votes:	0 0.00%	0 0.00%		36 83.72%	36 83.72%
	Over Votes:	0 0.00%	0 0.00%		0 0.00%	0 0.00%
	Under Votes:	0 0.00%	0 0.00%		7 16.28%	7 16.28%

Precinct Report — Unofficial
PRIMARY ELECTION HELD ON — OFFICIAL BALLOT FOR CAMPBELL COUNTY — May 21, 2019



05/21/2019 07:41 PM

Precincts Reporting 68 of 68 = 100.00%

Total Number of Voters : 10,172 of 0 = 0.00%

Party	Candidate	Absentee	Early	Election	Total
-------	-----------	----------	-------	----------	-------

Precinct A802 (Ballots Cast: 124)

GOVERNOR and LIEUTENANT GOVERNOR, Vote For 1

William E. WOODS Justin B. MILLER	0	0.00%	0	0.00%	7	9.72%	7	9.72%
Matthew G. BEVIN Ralph A. ALVARADO	0	0.00%	0	0.00%	38	52.78%	38	52.78%
Robert GOFORTH Michael T. HOGAN	0	0.00%	0	0.00%	27	37.50%	27	37.50%
Ike LAWRENCE James Anthony ROSE	0	0.00%	0	0.00%	0	0.00%	0	0.00%
Cast Votes:	0	0.00%	0	0.00%	72	100.00%	72	100.00%
Over Votes:	0	0.00%	0	0.00%	0	0.00%	0	0.00%
Under Votes:	0	0.00%	0	0.00%	0	0.00%	0	0.00%

SECRETARY of STATE, Vote For 1

Carl NETT	0	0.00%	0	0.00%	6	9.38%	6	9.38%
Michael G. ADAMS	0	0.00%	0	0.00%	18	28.13%	18	28.13%
Andrew ENGLISH	0	0.00%	0	0.00%	25	39.06%	25	39.06%
Stephen L. KNIPPER	0	0.00%	0	0.00%	15	23.44%	15	23.44%
Cast Votes:	0	0.00%	0	0.00%	64	88.89%	64	88.89%
Over Votes:	0	0.00%	0	0.00%	0	0.00%	0	0.00%
Under Votes:	0	0.00%	0	0.00%	8	11.11%	8	11.11%

ATTORNEY GENERAL, Vote For 1

Wii SCHRODER	0	0.00%	0	0.00%	45	63.38%	45	63.38%
Daniel CAMERON	0	0.00%	0	0.00%	26	36.62%	26	36.62%
Cast Votes:	0	0.00%	0	0.00%	71	98.61%	71	98.61%
Over Votes:	0	0.00%	0	0.00%	0	0.00%	0	0.00%
Under Votes:	0	0.00%	0	0.00%	1	1.39%	1	1.39%

COMMISSIONER of AGRICULTURE, Vote For 1

Ryan F. QUARLES	0	0.00%	0	0.00%	44	72.13%	44	72.13%
Bill POLYNIK	0	0.00%	0	0.00%	17	27.87%	17	27.87%
Cast Votes:	0	0.00%	0	0.00%	61	84.72%	61	84.72%
Over Votes:	0	0.00%	0	0.00%	0	0.00%	0	0.00%
Under Votes:	0	0.00%	0	0.00%	11	15.28%	11	15.28%

GOVERNOR and LIEUTENANT GOVERNOR, Vote For 1

Geoffrey M."Geoff" YOUNG Joshua N. "Josh" FRENCH	0	0.00%	0	0.00%	2	3.85%	2	3.85%
Rocky ADKINS Stephanie HORNE	0	0.00%	0	0.00%	14	26.92%	14	26.92%
Andy BESHEAR Jacqueline COLEMAN	0	0.00%	0	0.00%	27	51.92%	27	51.92%
Adam H. EDELEN Gill HOLLAND	0	0.00%	0	0.00%	9	17.31%	9	17.31%
Cast Votes:	0	0.00%	0	0.00%	52	100.00%	52	100.00%
Over Votes:	0	0.00%	0	0.00%	0	0.00%	0	0.00%
Under Votes:	0	0.00%	0	0.00%	0	0.00%	0	0.00%

Precinct Report — Unofficial
PRIMARY ELECTION HELD ON — OFFICIAL BALLOT FOR CAMPBELL COUNTY — May 21, 2019

Page 6 of 136

05/21/2019 07:41 PM

Precincts Reporting 68 of 68 = 100.00%

Total Number of Voters : 10,172 of 0 = 0.00%



Party	Candidate	Absentee	Early	Election	Total
-------	-----------	----------	-------	----------	-------

Precinct A802 (Ballots Cast: 124)

SECRETARY of STATE, Vote For 1									
	Geoff SEBESTA	0	0.00%	0	0.00%	1	1.96%	1	1.96%
	Jason S. BELCHER	0	0.00%	0	0.00%	3	5.88%	3	5.88%
	Jason GRIFFITH	0	0.00%	0	0.00%	6	11.76%	6	11.76%
	Heather French HENRY	0	0.00%	0	0.00%	41	80.39%	41	80.39%
	Cast Votes:	0	0.00%	0	0.00%	51	98.08%	51	98.08%
	Over Votes:	0	0.00%	0	0.00%	0	0.00%	0	0.00%
	Under Votes:	0	0.00%	0	0.00%	1	1.92%	1	1.92%
AUDITOR of PUBLIC ACCOUNTS, Vote For 1									
	Chris TOBE	0	0.00%	0	0.00%	8	17.02%	8	17.02%
	Kelsey Hayes COOTS	0	0.00%	0	0.00%	17	36.17%	17	36.17%
	Drew CURTIS	0	0.00%	0	0.00%	6	12.77%	6	12.77%
	Sheri DONAHUE	0	0.00%	0	0.00%	16	34.04%	16	34.04%
	Cast Votes:	0	0.00%	0	0.00%	47	90.38%	47	90.38%
	Over Votes:	0	0.00%	0	0.00%	0	0.00%	0	0.00%
	Under Votes:	0	0.00%	0	0.00%	5	9.62%	5	9.62%
STATE TREASURER, Vote For 1									
	Josh MERS	0	0.00%	0	0.00%	20	44.44%	20	44.44%
	Michael BOWMAN	0	0.00%	0	0.00%	25	55.56%	25	55.56%
	Cast Votes:	0	0.00%	0	0.00%	45	86.54%	45	86.54%
	Over Votes:	0	0.00%	0	0.00%	0	0.00%	0	0.00%
	Under Votes:	0	0.00%	0	0.00%	7	13.46%	7	13.46%
COMMISSIONER of AGRICULTURE, Vote For 1									
	Joe TRIGG	0	0.00%	0	0.00%	22	46.81%	22	46.81%
	Robert Haley CONWAY	0	0.00%	0	0.00%	25	53.19%	25	53.19%
	Cast Votes:	0	0.00%	0	0.00%	47	90.38%	47	90.38%
	Over Votes:	0	0.00%	0	0.00%	0	0.00%	0	0.00%
	Under Votes:	0	0.00%	0	0.00%	5	9.62%	5	9.62%

Precinct Report — Unofficial
PRIMARY ELECTION HELD ON — OFFICIAL BALLOT FOR CAMPBELL COUNTY — May 21, 2019


Total Number of Voters : 10,172 of 0 = 0.00%

BY:

Party	Candidate	Absentee	Early	Election	Total
Precinct A803 (Ballots Cast: 210)					
GOVERNOR and LIEUTENANT GOVERNOR, Vote For 1					
	William E. WOODS Justin B. MILLER	0 0.00%	0 0.00%	9 7.32%	9 7.32%
	Matthew G. BEVIN Ralph A. ALVARADO	0 0.00%	0 0.00%	46 37.40%	46 37.40%
	Robert GOFORTH Michael T. HOGAN	0 0.00%	0 0.00%	64 52.03%	64 52.03%
	Ike LAWRENCE James Anthony ROSE	0 0.00%	0 0.00%	4 3.25%	4 3.25%
	Cast Votes:	0 0.00%	0 0.00%	123 97.62%	123 97.62%
	Over Votes:	0 0.00%	0 0.00%	0 0.00%	0 0.00%
	Under Votes:	0 0.00%	0 0.00%	3 2.38%	3 2.38%
SECRETARY of STATE, Vote For 1					
	Carl NETT	0 0.00%	0 0.00%	13 12.04%	13 12.04%
	Michael G. ADAMS	0 0.00%	0 0.00%	30 27.78%	30 27.78%
	Andrew ENGLISH	0 0.00%	0 0.00%	42 38.89%	42 38.89%
	Stephen L. KNIPPER	0 0.00%	0 0.00%	23 21.30%	23 21.30%
	Cast Votes:	0 0.00%	0 0.00%	108 85.71%	108 85.71%
	Over Votes:	0 0.00%	0 0.00%	0 0.00%	0 0.00%
	Under Votes:	0 0.00%	0 0.00%	18 14.29%	18 14.29%
ATTORNEY GENERAL, Vote For 1					
	Wil SCHRODER	0 0.00%	0 0.00%	84 68.29%	84 68.29%
	Daniel CAMERON	0 0.00%	0 0.00%	39 31.71%	39 31.71%
	Cast Votes:	0 0.00%	0 0.00%	123 97.62%	123 97.62%
	Over Votes:	0 0.00%	0 0.00%	0 0.00%	0 0.00%
	Under Votes:	0 0.00%	0 0.00%	3 2.38%	3 2.38%
COMMISSIONER of AGRICULTURE, Vote For 1					
	Ryan F. QUARLES	0 0.00%	0 0.00%	82 80.39%	82 80.39%
	Bill POLYNIK	0 0.00%	0 0.00%	20 19.61%	20 19.61%
	Cast Votes:	0 0.00%	0 0.00%	102 80.95%	102 80.95%
	Over Votes:	0 0.00%	0 0.00%	0 0.00%	0 0.00%
	Under Votes:	0 0.00%	0 0.00%	24 19.05%	24 19.05%
GOVERNOR and LIEUTENANT GOVERNOR, Vote For 1					
	Geoffrey M."Geoff" YOUNG Joshua N. "Josh" FRENCH	0 0.00%	0 0.00%	6 7.14%	6 7.14%
	Rocky ADKINS Stephanie HORNE	0 0.00%	0 0.00%	21 25.00%	21 25.00%
	Andy BESHEAR Jacqueline COLEMAN	0 0.00%	0 0.00%	40 47.62%	40 47.62%
	Adam H. EDELEN Gill HOLLAND	0 0.00%	0 0.00%	17 20.24%	17 20.24%
	Cast Votes:	0 0.00%	0 0.00%	84 100.00%	84 100.00%
	Over Votes:	0 0.00%	0 0.00%	0 0.00%	0 0.00%
	Under Votes:	0 0.00%	0 0.00%	0 0.00%	0 0.00%

Precinct Report — Unofficial
PRIMARY ELECTION HELD ON — OFFICIAL BALLOT FOR CAMPBELL COUNTY — May 21, 2019

Page 8 of 136




05/21/2019 07:41 PM

Total Number of Voters : 10,172 of 0 = 0.00%

Precincts Reporting 68 of 68 = 100.00%

Party	Candidate	Absentee	Early	Election	Total
Precinct A803 (Ballots Cast: 210)					
SECRETARY of STATE, Vote For 1					
	Geoff SEBESTA	0 0.00%	0 0.00%	2 2.47%	2 2.47%
	Jason S. BELCHER	0 0.00%	0 0.00%	7 8.64%	7 8.64%
	Jason GRIFFITH	0 0.00%	0 0.00%	17 20.99%	17 20.99%
	Heather French HENRY	0 0.00%	0 0.00%	55 67.90%	55 67.90%
	Cast Votes:	0 0.00%	0 0.00%	81 96.43%	81 96.43%
	Over Votes:	0 0.00%	0 0.00%	0 0.00%	0 0.00%
	Under Votes:	0 0.00%	0 0.00%	3 3.57%	3 3.57%
AUDITOR of PUBLIC ACCOUNTS, Vote For 1					
	Chris TOBE	0 0.00%	0 0.00%	14 18.92%	14 18.92%
	Kelsey Hayes COOTS	0 0.00%	0 0.00%	21 28.38%	21 28.38%
	Drew CURTIS	0 0.00%	0 0.00%	7 9.46%	7 9.46%
	Sheri DONAHUE	0 0.00%	0 0.00%	32 43.24%	32 43.24%
	Cast Votes:	0 0.00%	0 0.00%	74 88.10%	74 88.10%
	Over Votes:	0 0.00%	0 0.00%	0 0.00%	0 0.00%
	Under Votes:	0 0.00%	0 0.00%	10 11.90%	10 11.90%
STATE TREASURER, Vote For 1					
	Josh MERS	0 0.00%	0 0.00%	30 42.25%	30 42.25%
	Michael BOWMAN	0 0.00%	0 0.00%	41 57.75%	41 57.75%
	Cast Votes:	0 0.00%	0 0.00%	71 84.52%	71 84.52%
	Over Votes:	0 0.00%	0 0.00%	0 0.00%	0 0.00%
	Under Votes:	0 0.00%	0 0.00%	13 15.48%	13 15.48%
COMMISSIONER of AGRICULTURE, Vote For 1					
	Joe TRIGG	0 0.00%	0 0.00%	30 41.10%	30 41.10%
	Robert Haley CONWAY	0 0.00%	0 0.00%	43 58.90%	43 58.90%
	Cast Votes:	0 0.00%	0 0.00%	73 86.90%	73 86.90%
	Over Votes:	0 0.00%	0 0.00%	0 0.00%	0 0.00%
	Under Votes:	0 0.00%	0 0.00%	11 13.10%	11 13.10%

Precinct Report — Unofficial
PRIMARY ELECTION HELD ON — OFFICIAL BALLOT FOR CAMPBELL COUNTY — May 21, 2019



05/21/2019 07:41 PM

Precincts Reporting 68 of 68 = 100.00%

Total Number of Voters : 10,172 of 0 = 0.00%

Party	Candidate	Absentee	Early	Election	Total
Precinct A804 (Ballots Cast: 207)					
GOVERNOR and LIEUTENANT GOVERNOR, Vote For 1					
	William E. WOODS Justin B. MILLER	0 0.00%	0 0.00%	16 12.03%	16 12.03%
	Matthew G. BEVIN Ralph A. ALVARADO	0 0.00%	0 0.00%	67 50.38%	67 50.38%
	Robert GOFORTH Michael T. HOGAN	0 0.00%	0 0.00%	49 36.84%	49 36.84%
	Ike LAWRENCE James Anthony ROSE	0 0.00%	0 0.00%	1 0.75%	1 0.75%
	Cast Votes:	0 0.00%	0 0.00%	133 100.00%	133 100.00%
	Over Votes:	0 0.00%	0 0.00%	0 0.00%	0 0.00%
	Under Votes:	0 0.00%	0 0.00%	0 0.00%	0 0.00%
SECRETARY of STATE, Vote For 1					
	Carl NETT	0 0.00%	0 0.00%	14 11.86%	14 11.86%
	Michael G. ADAMS	0 0.00%	0 0.00%	29 24.58%	29 24.58%
	Andrew ENGLISH	0 0.00%	0 0.00%	34 28.81%	34 28.81%
	Stephen L. KNIPPER	0 0.00%	0 0.00%	41 34.75%	41 34.75%
	Cast Votes:	0 0.00%	0 0.00%	118 88.72%	118 88.72%
	Over Votes:	0 0.00%	0 0.00%	0 0.00%	0 0.00%
	Under Votes:	0 0.00%	0 0.00%	15 11.28%	15 11.28%
ATTORNEY GENERAL, Vote For 1					
	Wil SCHRODER	0 0.00%	0 0.00%	99 76.15%	99 76.15%
	Daniel CAMERON	0 0.00%	0 0.00%	31 23.85%	31 23.85%
	Cast Votes:	0 0.00%	0 0.00%	130 97.74%	130 97.74%
	Over Votes:	0 0.00%	0 0.00%	0 0.00%	0 0.00%
	Under Votes:	0 0.00%	0 0.00%	3 2.26%	3 2.26%
COMMISSIONER of AGRICULTURE, Vote For 1					
	Ryan F. QUARLES	0 0.00%	0 0.00%	83 76.85%	83 76.85%
	Bill POLYNIK	0 0.00%	0 0.00%	25 23.15%	25 23.15%
	Cast Votes:	0 0.00%	0 0.00%	108 81.20%	108 81.20%
	Over Votes:	0 0.00%	0 0.00%	0 0.00%	0 0.00%
	Under Votes:	0 0.00%	0 0.00%	25 18.80%	25 18.80%
GOVERNOR and LIEUTENANT GOVERNOR, Vote For 1					
	Geoffrey M."Geoff" YOUNG Joshua N. "Josh" FRENCH	0 0.00%	0 0.00%	1 1.35%	1 1.35%
	Rocky ADKINS Stephanie HORNE	0 0.00%	0 0.00%	13 17.57%	13 17.57%
	Andy BESHEAR Jacqueline COLEMAN	0 0.00%	0 0.00%	49 66.22%	49 66.22%
	Adam H. EDELEN Gill HOLLAND	0 0.00%	0 0.00%	11 14.86%	11 14.86%
	Cast Votes:	0 0.00%	0 0.00%	74 100.00%	74 100.00%
	Over Votes:	0 0.00%	0 0.00%	0 0.00%	0 0.00%
	Under Votes:	0 0.00%	0 0.00%	0 0.00%	0 0.00%

Precinct Report — Unofficial
PRIMARY ELECTION HELD ON — OFFICIAL BALLOT FOR CAMPBELL COUNTY — May 21, 2019

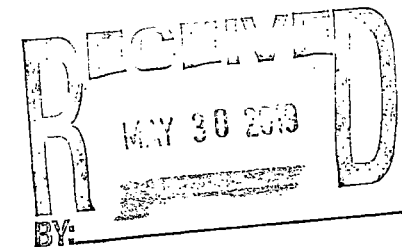
Page 10 of 136

05/21/2019 07:41 PM

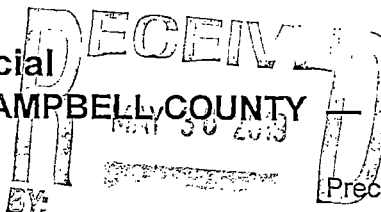
Total Number of Voters : 10,172 of 0 = 0.00%

Precincts Reporting 68 of 68 = 100.00%

Party	Candidate	Absentee		Early		Election		Total	
Precinct A804 (Ballots Cast: 207)									
SECRETARY of STATE, Vote For 1									
	Geoff SEBESTA	0	0.00%	0	0.00%	0	0.00%	0	0.00%
	Jason S. BELCHER	0	0.00%	0	0.00%	9	13.64%	9	13.64%
	Jason GRIFFITH	0	0.00%	0	0.00%	8	12.12%	8	12.12%
	Heather French HENRY	0	0.00%	0	0.00%	49	74.24%	49	74.24%
	Cast Votes:	0	0.00%	0	0.00%	66	89.19%	66	89.19%
	Over Votes:	0	0.00%	0	0.00%	0	0.00%	0	0.00%
	Under Votes:	0	0.00%	0	0.00%	8	10.81%	8	10.81%
AUDITOR of PUBLIC ACCOUNTS, Vote For 1									
	Chris TOBE	0	0.00%	0	0.00%	13	23.21%	13	23.21%
	Kelsey Hayes COOTS	0	0.00%	0	0.00%	15	26.79%	15	26.79%
	Drew CURTIS	0	0.00%	0	0.00%	4	7.14%	4	7.14%
	Sheri DONAHUE	0	0.00%	0	0.00%	24	42.86%	24	42.86%
	Cast Votes:	0	0.00%	0	0.00%	56	75.68%	56	75.68%
	Over Votes:	0	0.00%	0	0.00%	0	0.00%	0	0.00%
	Under Votes:	0	0.00%	0	0.00%	18	24.32%	18	24.32%
STATE TREASURER, Vote For 1									
	Josh MERS	0	0.00%	0	0.00%	23	41.82%	23	41.82%
	Michael BOWMAN	0	0.00%	0	0.00%	32	58.18%	32	58.18%
	Cast Votes:	0	0.00%	0	0.00%	55	74.32%	55	74.32%
	Over Votes:	0	0.00%	0	0.00%	0	0.00%	0	0.00%
	Under Votes:	0	0.00%	0	0.00%	19	25.68%	19	25.68%
COMMISSIONER of AGRICULTURE, Vote For 1									
	Joe TRIGG	0	0.00%	0	0.00%	22	38.60%	22	38.60%
	Robert Haley CONWAY	0	0.00%	0	0.00%	35	61.40%	35	61.40%
	Cast Votes:	0	0.00%	0	0.00%	57	77.03%	57	77.03%
	Over Votes:	0	0.00%	0	0.00%	0	0.00%	0	0.00%
	Under Votes:	0	0.00%	0	0.00%	17	22.97%	17	22.97%



Precinct Report — Unofficial
PRIMARY ELECTION HELD ON — OFFICIAL BALLOT FOR CAMPBELL COUNTY — May 21, 2019



05/21/2019 07:41 PM

Precincts Reporting 68 of 68 = 100.00%

Total Number of Voters : 10,172 of 0 = 0.00%


Party	Candidate	Absentee	Early	Election	Total
Precinct B805 (Ballots Cast: 175)					
GOVERNOR and LIEUTENANT GOVERNOR, Vote For 1					
	William E. WOODS Justin B. MILLER	0 0.00%	0 0.00%	11 10.68%	11 10.68%
	Matthew G. BEVIN Ralph A. ALVARADO	0 0.00%	0 0.00%	33 32.04%	33 32.04%
	Robert GOFORTH Michael T. HOGAN	0 0.00%	0 0.00%	57 55.34%	57 55.34%
	Ike LAWRENCE James Anthony ROSE	0 0.00%	0 0.00%	2 1.94%	2 1.94%
	Cast Votes:	0 0.00%	0 0.00%	103 99.04%	103 99.04%
	Over Votes:	0 0.00%	0 0.00%	0 0.00%	0 0.00%
	Under Votes:	0 0.00%	0 0.00%	1 0.96%	1 0.96%
SECRETARY of STATE, Vote For 1					
	Carl NETT	0 0.00%	0 0.00%	13 14.13%	13 14.13%
	Michael G. ADAMS	0 0.00%	0 0.00%	24 26.09%	24 26.09%
	Andrew ENGLISH	0 0.00%	0 0.00%	20 21.74%	20 21.74%
	Stephen L. KNIPPER	0 0.00%	0 0.00%	35 38.04%	35 38.04%
	Cast Votes:	0 0.00%	0 0.00%	92 88.46%	92 88.46%
	Over Votes:	0 0.00%	0 0.00%	0 0.00%	0 0.00%
	Under Votes:	0 0.00%	0 0.00%	12 11.54%	12 11.54%
ATTORNEY GENERAL, Vote For 1					
	Wil SCHRODER	0 0.00%	0 0.00%	70 69.31%	70 69.31%
	Daniel CAMERON	0 0.00%	0 0.00%	31 30.69%	31 30.69%
	Cast Votes:	0 0.00%	0 0.00%	101 97.12%	101 97.12%
	Over Votes:	0 0.00%	0 0.00%	0 0.00%	0 0.00%
	Under Votes:	0 0.00%	0 0.00%	3 2.88%	3 2.88%
COMMISSIONER of AGRICULTURE, Vote For 1					
	Ryan F. QUARLES	0 0.00%	0 0.00%	72 81.82%	72 81.82%
	Bill POLYNIAC	0 0.00%	0 0.00%	16 18.18%	16 18.18%
	Cast Votes:	0 0.00%	0 0.00%	88 84.62%	88 84.62%
	Over Votes:	0 0.00%	0 0.00%	0 0.00%	0 0.00%
	Under Votes:	0 0.00%	0 0.00%	16 15.38%	16 15.38%
GOVERNOR and LIEUTENANT GOVERNOR, Vote For 1					
	Geoffrey M."Geoff" YOUNG Joshua N. "Josh" FRENCH	0 0.00%	0 0.00%	4 5.63%	4 5.63%
	Rocky ADKINS Stephanie HORNE	0 0.00%	0 0.00%	19 26.76%	19 26.76%
	Andy BESHEAR Jacqueline COLEMAN	0 0.00%	0 0.00%	38 53.52%	38 53.52%
	Adam H. EDELEN Gill HOLLAND	0 0.00%	0 0.00%	10 14.08%	10 14.08%
	Cast Votes:	0 0.00%	0 0.00%	71 100.00%	71 100.00%
	Over Votes:	0 0.00%	0 0.00%	0 0.00%	0 0.00%
	Under Votes:	0 0.00%	0 0.00%	0 0.00%	0 0.00%

Precinct Report — Unofficial
PRIMARY ELECTION HELD ON — OFFICIAL BALLOT FOR CAMPBELL COUNTY — May 21, 2019

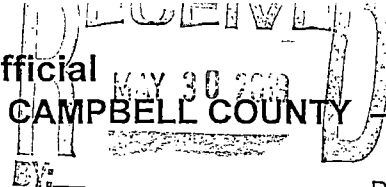
Total Number of Voters : 10,172 of 0 = 0.00%

Precincts Reporting 68 of 68 = 100.00%

Party	Candidate	Absentee		Early		Election		Total	
Precinct B805 (Ballots Cast: 175)									
SECRETARY of STATE, Vote For 1									
	Geoff SEBESTA	0	0.00%	0	0.00%	0	0.00%	0	0.00%
	Jason S. BELCHER	0	0.00%	0	0.00%	14	20.29%	14	20.29%
	Jason GRIFFITH	0	0.00%	0	0.00%	14	20.29%	14	20.29%
	Heather French HENRY	0	0.00%	0	0.00%	41	59.42%	41	59.42%
	Cast Votes:	0	0.00%	0	0.00%	69	97.18%	69	97.18%
	Over Votes:	0	0.00%	0	0.00%	0	0.00%	0	0.00%
	Under Votes:	0	0.00%	0	0.00%	2	2.82%	2	2.82%
AUDITOR of PUBLIC ACCOUNTS, Vote For 1									
	Chris TOBE	0	0.00%	0	0.00%	10	15.63%	10	15.63%
	Kelsey Hayes COOTS	0	0.00%	0	0.00%	23	35.94%	23	35.94%
	Drew CURTIS	0	0.00%	0	0.00%	5	7.81%	5	7.81%
	Sheri DONAHUE	0	0.00%	0	0.00%	26	40.63%	26	40.63%
	Cast Votes:	0	0.00%	0	0.00%	64	90.14%	64	90.14%
	Over Votes:	0	0.00%	0	0.00%	0	0.00%	0	0.00%
	Under Votes:	0	0.00%	0	0.00%	7	9.86%	7	9.86%
STATE TREASURER, Vote For 1									
	Josh MERS	0	0.00%	0	0.00%	18	30.00%	18	30.00%
	Michael BOWMAN	0	0.00%	0	0.00%	42	70.00%	42	70.00%
	Cast Votes:	0	0.00%	0	0.00%	60	84.51%	60	84.51%
	Over Votes:	0	0.00%	0	0.00%	0	0.00%	0	0.00%
	Under Votes:	0	0.00%	0	0.00%	11	15.49%	11	15.49%
COMMISSIONER of AGRICULTURE, Vote For 1									
	Joe TRIGG	0	0.00%	0	0.00%	30	48.39%	30	48.39%
	Robert Haley CONWAY	0	0.00%	0	0.00%	32	51.61%	32	51.61%
	Cast Votes:	0	0.00%	0	0.00%	62	87.32%	62	87.32%
	Over Votes:	0	0.00%	0	0.00%	1	1.41%	1	1.41%
	Under Votes:	0	0.00%	0	0.00%	8	11.27%	8	11.27%



Precinct Report — Unofficial
PRIMARY ELECTION HELD ON — OFFICIAL BALLOT FOR CAMPBELL COUNTY — May 21, 2019



05/21/2019 07:41 PM

Precincts Reporting 68 of 68 = 100.00%

Total Number of Voters : 10,172 of 0 = 0.00%

Party	Candidate	Absentee	Early	Election	Total
Precinct B806 (Ballots Cast: 253)					
GOVERNOR and LIEUTENANT GOVERNOR, Vote For 1					
	William E. WOODS Justin B. MILLER	0	0	14	14
	Matthew G. BEVIN Ralph A. ALVARADO	0	0	60	60
	Robert GOFORTH Michael T. HOGAN	0	0	88	88
	Ike LAWRENCE James Anthony ROSE	0	0	2	2
	Cast Votes:	0	0	164	164
	Over Votes:	0	0	0	0
	Under Votes:	0	0	2	2
SECRETARY of STATE, Vote For 1					
	Carl NETT	0	0	13	13
	Michael G. ADAMS	0	0	22	22
	Andrew ENGLISH	0	0	41	41
	Stephen L. KNIPPER	0	0	65	65
	Cast Votes:	0	0	141	141
	Over Votes:	0	0	0	0
	Under Votes:	0	0	25	25
ATTORNEY GENERAL, Vote For 1					
	Wii SCHRODER	0	0	111	111
	Daniel CAMERON	0	0	51	51
	Cast Votes:	0	0	162	162
	Over Votes:	0	0	0	0
	Under Votes:	0	0	4	4
COMMISSIONER of AGRICULTURE, Vote For 1					
	Ryan F. QUARLES	0	0	112	112
	Bill POLYNIK	0	0	32	32
	Cast Votes:	0	0	144	144
	Over Votes:	0	0	0	0
	Under Votes:	0	0	22	22
GOVERNOR and LIEUTENANT GOVERNOR, Vote For 1					
	Geoffrey M."Geoff" YOUNG Joshua N. "Josh" FRENCH	0	0	5	5
	Rocky ADKINS Stephanie HORNE	0	0	23	23
	Andy BESHEAR Jacqueline COLEMAN	0	0	48	48
	Adam H. EDELEN Gill HOLLAND	0	0	11	11
	Cast Votes:	0	0	87	87
	Over Votes:	0	0	0	0
	Under Votes:	0	0	0	0

Precinct Report — Unofficial
PRIMARY ELECTION HELD ON — OFFICIAL BALLOT FOR CAMPBELL COUNTY — May 21, 2019

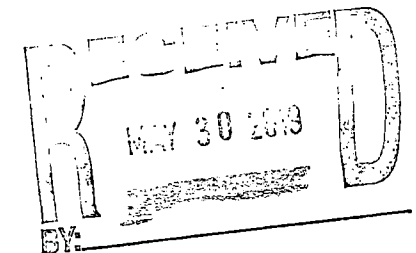
Page 14 of 136

05/21/2019 07:41 PM

Total Number of Voters : 10,172 of 0 = 0.00%

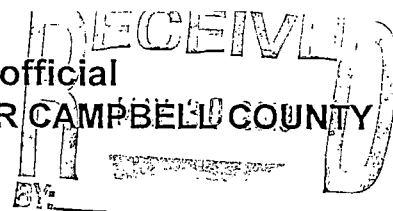
Precincts Reporting 68 of 68 = 100.00%

Party	Candidate	Absentee		Early		Election		Total	
Precinct B806 (Ballots Cast: 253)									
SECRETARY of STATE, Vote For 1									
	Geoff SEBESTA	0	0.00%	0	0.00%	1	1.16%	1	1.16%
	Jason S. BELCHER	0	0.00%	0	0.00%	10	11.63%	10	11.63%
	Jason GRIFFITH	0	0.00%	0	0.00%	13	15.12%	13	15.12%
	Heather French HENRY	0	0.00%	0	0.00%	62	72.09%	62	72.09%
	Cast Votes:	0	0.00%	0	0.00%	86	98.85%	86	98.85%
	Over Votes:	0	0.00%	0	0.00%	0	0.00%	0	0.00%
	Under Votes:	0	0.00%	0	0.00%	1	1.15%	1	1.15%
AUDITOR of PUBLIC ACCOUNTS, Vote For 1									
	Chris TOBE	0	0.00%	0	0.00%	12	14.12%	12	14.12%
	Kelsey Hayes COOTS	0	0.00%	0	0.00%	29	34.12%	29	34.12%
	Drew CURTIS	0	0.00%	0	0.00%	10	11.76%	10	11.76%
	Sheri DONAHUE	0	0.00%	0	0.00%	34	40.00%	34	40.00%
	Cast Votes:	0	0.00%	0	0.00%	85	97.70%	85	97.70%
	Over Votes:	0	0.00%	0	0.00%	0	0.00%	0	0.00%
	Under Votes:	0	0.00%	0	0.00%	2	2.30%	2	2.30%
STATE TREASURER, Vote For 1									
	Josh MERS	0	0.00%	0	0.00%	31	36.90%	31	36.90%
	Michael BOWMAN	0	0.00%	0	0.00%	53	63.10%	53	63.10%
	Cast Votes:	0	0.00%	0	0.00%	84	96.55%	84	96.55%
	Over Votes:	0	0.00%	0	0.00%	0	0.00%	0	0.00%
	Under Votes:	0	0.00%	0	0.00%	3	3.45%	3	3.45%
COMMISSIONER of AGRICULTURE, Vote For 1									
	Joe TRIGG	0	0.00%	0	0.00%	45	52.33%	45	52.33%
	Robert Haley CONWAY	0	0.00%	0	0.00%	41	47.67%	41	47.67%
	Cast Votes:	0	0.00%	0	0.00%	86	98.85%	86	98.85%
	Over Votes:	0	0.00%	0	0.00%	0	0.00%	0	0.00%
	Under Votes:	0	0.00%	0	0.00%	1	1.15%	1	1.15%



Precinct Report — Unofficial
PRIMARY ELECTION HELD ON — OFFICIAL BALLOT FOR CAMPBELL COUNTY — May 21, 2019

Page 15 of 136



05/21/2019 07:41 PM

Precincts Reporting 68 of 68 = 100.00%

Total Number of Voters : 10,172 of 0 = 0.00%

Party	Candidate	Absentee		Early		Election		Total	
Precinct B807 (Ballots Cast: 150)									
GOVERNOR and LIEUTENANT GOVERNOR, Vote For 1									
	William E. WOODS Justin B. MILLER	0	0.00%	0	0.00%	8	8.99%	8	8.99%
	Matthew G. BEVIN Ralph A. ALVARADO	0	0.00%	0	0.00%	52	58.43%	52	58.43%
	Robert GOFORTH Michael T. HOGAN	0	0.00%	0	0.00%	27	30.34%	27	30.34%
	Ike LAWRENCE James Anthony ROSE	0	0.00%	0	0.00%	2	2.25%	2	2.25%
	Cast Votes:	0	0.00%	0	0.00%	89	100.00%	89	100.00%
	Over Votes:	0	0.00%	0	0.00%	0	0.00%	0	0.00%
	Under Votes:	0	0.00%	0	0.00%	0	0.00%	0	0.00%
SECRETARY of STATE, Vote For 1									
	Carl NETT	0	0.00%	0	0.00%	5	6.58%	5	6.58%
	Michael G. ADAMS	0	0.00%	0	0.00%	22	28.95%	22	28.95%
	Andrew ENGLISH	0	0.00%	0	0.00%	20	26.32%	20	26.32%
	Stephen L. KNIPPER	0	0.00%	0	0.00%	29	38.16%	29	38.16%
	Cast Votes:	0	0.00%	0	0.00%	76	85.39%	76	85.39%
	Over Votes:	0	0.00%	0	0.00%	0	0.00%	0	0.00%
	Under Votes:	0	0.00%	0	0.00%	13	14.61%	13	14.61%
ATTORNEY GENERAL, Vote For 1									
	Wil SCHRODER	0	0.00%	0	0.00%	65	76.47%	65	76.47%
	Daniel CAMERON	0	0.00%	0	0.00%	20	23.53%	20	23.53%
	Cast Votes:	0	0.00%	0	0.00%	85	95.51%	85	95.51%
	Over Votes:	0	0.00%	0	0.00%	0	0.00%	0	0.00%
	Under Votes:	0	0.00%	0	0.00%	4	4.49%	4	4.49%
COMMISSIONER of AGRICULTURE, Vote For 1									
	Ryan F. QUARLES	0	0.00%	0	0.00%	56	73.68%	56	73.68%
	Bill POLYNIAC	0	0.00%	0	0.00%	20	26.32%	20	26.32%
	Cast Votes:	0	0.00%	0	0.00%	76	85.39%	76	85.39%
	Over Votes:	0	0.00%	0	0.00%	0	0.00%	0	0.00%
	Under Votes:	0	0.00%	0	0.00%	13	14.61%	13	14.61%
GOVERNOR and LIEUTENANT GOVERNOR, Vote For 1									
	Geoffrey M."Geoff" YOUNG Joshua N. "Josh" FRENCH	0	0.00%	0	0.00%	4	6.56%	4	6.56%
	Rocky ADKINS Stephanie HORNE	0	0.00%	0	0.00%	15	24.59%	15	24.59%
	Andy BESHEAR Jacqueline COLEMAN	0	0.00%	0	0.00%	35	57.38%	35	57.38%
	Adam H. EDELEN Gill HOLLAND	0	0.00%	0	0.00%	7	11.48%	7	11.48%
	Cast Votes:	0	0.00%	0	0.00%	61	100.00%	61	100.00%
	Over Votes:	0	0.00%	0	0.00%	0	0.00%	0	0.00%
	Under Votes:	0	0.00%	0	0.00%	0	0.00%	0	0.00%

Precinct Report — Unofficial
PRIMARY ELECTION HELD ON — OFFICIAL BALLOT FOR CAMPBELL COUNTY — May 21, 2019


Page 16 of 136

05/21/2019 07:41 PM


Total Number of Voters : 10,172 of 0 = 0.00%

Precincts Reporting 68 of 68 = 100.00%

Party	Candidate	Absentee		Early		Election		Total	
Precinct B807 (Ballots Cast: 150)									
SECRETARY of STATE, Vote For 1									
	Geoff SEBESTA	0	0.00%	0	0.00%	2	3.33%	2	3.33%
	Jason S. BELCHER	0	0.00%	0	0.00%	8	13.33%	8	13.33%
	Jason GRIFFITH	0	0.00%	0	0.00%	11	18.33%	11	18.33%
	Heather French HENRY	0	0.00%	0	0.00%	39	65.00%	39	65.00%
	Cast Votes:	0	0.00%	0	0.00%	60	98.36%	60	98.36%
	Over Votes:	0	0.00%	0	0.00%	0	0.00%	0	0.00%
	Under Votes:	0	0.00%	0	0.00%	1	1.64%	1	1.64%
AUDITOR of PUBLIC ACCOUNTS, Vote For 1									
	Chris TOBE	0	0.00%	0	0.00%	9	16.07%	9	16.07%
	Kelsey Hayes COOTS	0	0.00%	0	0.00%	20	35.71%	20	35.71%
	Drew CURTIS	0	0.00%	0	0.00%	3	5.36%	3	5.36%
	Sheri DONAHUE	0	0.00%	0	0.00%	24	42.86%	24	42.86%
	Cast Votes:	0	0.00%	0	0.00%	56	91.80%	56	91.80%
	Over Votes:	0	0.00%	0	0.00%	0	0.00%	0	0.00%
	Under Votes:	0	0.00%	0	0.00%	5	8.20%	5	8.20%
STATE TREASURER, Vote For 1									
	Josh MERS	0	0.00%	0	0.00%	21	36.84%	21	36.84%
	Michael BOWMAN	0	0.00%	0	0.00%	36	63.16%	36	63.16%
	Cast Votes:	0	0.00%	0	0.00%	57	93.44%	57	93.44%
	Over Votes:	0	0.00%	0	0.00%	0	0.00%	0	0.00%
	Under Votes:	0	0.00%	0	0.00%	4	6.56%	4	6.56%
COMMISSIONER of AGRICULTURE, Vote For 1									
	Joe TRIGG	0	0.00%	0	0.00%	26	45.61%	26	45.61%
	Robert Haley CONWAY	0	0.00%	0	0.00%	31	54.39%	31	54.39%
	Cast Votes:	0	0.00%	0	0.00%	57	93.44%	57	93.44%
	Over Votes:	0	0.00%	0	0.00%	0	0.00%	0	0.00%
	Under Votes:	0	0.00%	0	0.00%	4	6.56%	4	6.56%



Precinct Report — Unofficial
 PRIMARY ELECTION HELD ON — OFFICIAL BALLOT FOR CAMPBELL COUNTY



May 21, 2019

05/21/2019 07:41 PM

Total Number of Voters : 10,172 of 0 = 0.00%

Precincts Reporting 68 of 68 = 100.00%


Party	Candidate	Absentee	Early	Election	Total
Precinct C201 (Ballots Cast: 164)					
GOVERNOR and LIEUTENANT GOVERNOR, Vote For 1					
	William E. WOODS Justin B. MILLER	0 0.00%	0 0.00%	9 14.29%	9 14.29%
	Matthew G. BEVIN Ralph A. ALVARADO	0 0.00%	0 0.00%	36 57.14%	36 57.14%
	Robert GOFORTH Michael T. HOGAN	0 0.00%	0 0.00%	14 22.22%	14 22.22%
	Ike LAWRENCE James Anthony ROSE	0 0.00%	0 0.00%	4 6.35%	4 6.35%
	Cast Votes:	0 0.00%	0 0.00%	63 100.00%	63 100.00%
	Over Votes:	0 0.00%	0 0.00%	0 0.00%	0 0.00%
	Under Votes:	0 0.00%	0 0.00%	0 0.00%	0 0.00%
SECRETARY of STATE, Vote For 1					
	Carl NETT	0 0.00%	0 0.00%	6 11.54%	6 11.54%
	Michael G. ADAMS	0 0.00%	0 0.00%	8 15.38%	8 15.38%
	Andrew ENGLISH	0 0.00%	0 0.00%	11 21.15%	11 21.15%
	Stephen L. KNIPPER	0 0.00%	0 0.00%	27 51.92%	27 51.92%
	Cast Votes:	0 0.00%	0 0.00%	52 82.54%	52 82.54%
	Over Votes:	0 0.00%	0 0.00%	0 0.00%	0 0.00%
	Under Votes:	0 0.00%	0 0.00%	11 17.46%	11 17.46%
ATTORNEY GENERAL, Vote For 1					
	Wil SCHRODER	0 0.00%	0 0.00%	39 65.00%	39 65.00%
	Daniel CAMERON	0 0.00%	0 0.00%	21 35.00%	21 35.00%
	Cast Votes:	0 0.00%	0 0.00%	60 95.24%	60 95.24%
	Over Votes:	0 0.00%	0 0.00%	0 0.00%	0 0.00%
	Under Votes:	0 0.00%	0 0.00%	3 4.76%	3 4.76%
COMMISSIONER of AGRICULTURE, Vote For 1					
	Ryan F. QUARLES	0 0.00%	0 0.00%	40 74.07%	40 74.07%
	Bill POLYNIK	0 0.00%	0 0.00%	14 25.93%	14 25.93%
	Cast Votes:	0 0.00%	0 0.00%	54 85.71%	54 85.71%
	Over Votes:	0 0.00%	0 0.00%	0 0.00%	0 0.00%
	Under Votes:	0 0.00%	0 0.00%	9 14.29%	9 14.29%
GOVERNOR and LIEUTENANT GOVERNOR, Vote For 1					
	Geoffrey M."Geoff" YOUNG Joshua N. "Josh" FRENCH	0 0.00%	0 0.00%	13 12.87%	13 12.87%
	Rocky ADKINS Stephanie HORNE	0 0.00%	0 0.00%	13 12.87%	13 12.87%
	Andy BESHEAR Jacqueline COLEMAN	0 0.00%	0 0.00%	46 45.54%	46 45.54%
	Adam H. EDELEN Gill HOLLAND	0 0.00%	0 0.00%	29 28.71%	29 28.71%
	Cast Votes:	0 0.00%	0 0.00%	101 100.00%	101 100.00%
	Over Votes:	0 0.00%	0 0.00%	0 0.00%	0 0.00%
	Under Votes:	0 0.00%	0 0.00%	0 0.00%	0 0.00%

Precinct Report — Unofficial
PRIMARY ELECTION HELD ON — OFFICIAL BALLOT FOR CAMPBELL COUNTY — May 21, 2019

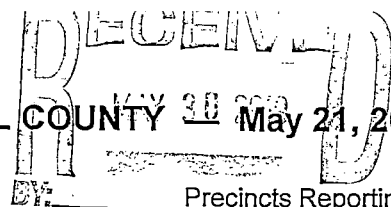
Total Number of Voters : 10,172 of 0 = 0.00%

Precincts Reporting 68 of 68 = 100.00%

Party	Candidate	Absentee		Early		Election		Total	
Precinct C201 (Ballots Cast: 164)									
SECRETARY of STATE, Vote For 1									
	Geoff SEBESTA	0	0.00%	0	0.00%	4	4.08%	4	4.08%
	Jason S. BELCHER	0	0.00%	0	0.00%	18	18.37%	18	18.37%
	Jason GRIFFITH	0	0.00%	0	0.00%	12	12.24%	12	12.24%
	Heather French HENRY	0	0.00%	0	0.00%	64	65.31%	64	65.31%
	Cast Votes:	0	0.00%	0	0.00%	98	97.03%	98	97.03%
	Over Votes:	0	0.00%	0	0.00%	0	0.00%	0	0.00%
	Under Votes:	0	0.00%	0	0.00%	3	2.97%	3	2.97%
AUDITOR of PUBLIC ACCOUNTS, Vote For 1									
	Chris TOBE	0	0.00%	0	0.00%	30	31.58%	30	31.58%
	Kelsey Hayes COOTS	0	0.00%	0	0.00%	26	27.37%	26	27.37%
	Drew CURTIS	0	0.00%	0	0.00%	5	5.26%	5	5.26%
	Sheri DONAHUE	0	0.00%	0	0.00%	34	35.79%	34	35.79%
	Cast Votes:	0	0.00%	0	0.00%	95	94.06%	95	94.06%
	Over Votes:	0	0.00%	0	0.00%	0	0.00%	0	0.00%
	Under Votes:	0	0.00%	0	0.00%	6	5.94%	6	5.94%
STATE TREASURER, Vote For 1									
	Josh MERS	0	0.00%	0	0.00%	39	42.86%	39	42.86%
	Michael BOWMAN	0	0.00%	0	0.00%	52	57.14%	52	57.14%
	Cast Votes:	0	0.00%	0	0.00%	91	90.10%	91	90.10%
	Over Votes:	0	0.00%	0	0.00%	0	0.00%	0	0.00%
	Under Votes:	0	0.00%	0	0.00%	10	9.90%	10	9.90%
COMMISSIONER of AGRICULTURE, Vote For 1									
	Joe TRIGG	0	0.00%	0	0.00%	47	48.96%	47	48.96%
	Robert Haley CONWAY	0	0.00%	0	0.00%	49	51.04%	49	51.04%
	Cast Votes:	0	0.00%	0	0.00%	96	95.05%	96	95.05%
	Over Votes:	0	0.00%	0	0.00%	0	0.00%	0	0.00%
	Under Votes:	0	0.00%	0	0.00%	5	4.95%	5	4.95%



Precinct Report — Unofficial
PRIMARY ELECTION HELD ON — OFFICIAL BALLOT FOR CAMPBELL COUNTY



05/21/2019 07:41 PM

Total Number of Voters : 10,172 of 0 = 0.00%

Precincts Reporting 68 of 68 = 100.00%

Party	Candidate	Absentee	Early	Election	Total
Precinct C202 (Ballots Cast: 125)					
GOVERNOR and LIEUTENANT GOVERNOR, Vote For 1					
	William E. WOODS Justin B. MILLER	0 0.00%	0 0.00%	7 13.46%	7 13.46%
	Matthew G. BEVIN Ralph A. ALVARADO	0 0.00%	0 0.00%	14 26.92%	14 26.92%
	Robert GOFORTH Michael T. HOGAN	0 0.00%	0 0.00%	25 48.08%	25 48.08%
	Ike LAWRENCE James Anthony ROSE	0 0.00%	0 0.00%	6 11.54%	6 11.54%
	Cast Votes:	0 0.00%	0 0.00%	52 96.30%	52 96.30%
	Over Votes:	0 0.00%	0 0.00%	0 0.00%	0 0.00%
	Under Votes:	0 0.00%	0 0.00%	2 3.70%	2 3.70%
SECRETARY of STATE, Vote For 1					
	Carl NETT	0 0.00%	0 0.00%	3 6.52%	3 6.52%
	Michael G. ADAMS	0 0.00%	0 0.00%	14 30.43%	14 30.43%
	Andrew ENGLISH	0 0.00%	0 0.00%	17 36.96%	17 36.96%
	Stephen L. KNIPPER	0 0.00%	0 0.00%	12 26.09%	12 26.09%
	Cast Votes:	0 0.00%	0 0.00%	46 85.19%	46 85.19%
	Over Votes:	0 0.00%	0 0.00%	0 0.00%	0 0.00%
	Under Votes:	0 0.00%	0 0.00%	8 14.81%	8 14.81%
ATTORNEY GENERAL, Vote For 1					
	Wil SCHRODER	0 0.00%	0 0.00%	37 69.81%	37 69.81%
	Daniel CAMERON	0 0.00%	0 0.00%	16 30.19%	16 30.19%
	Cast Votes:	0 0.00%	0 0.00%	53 98.15%	53 98.15%
	Over Votes:	0 0.00%	0 0.00%	0 0.00%	0 0.00%
	Under Votes:	0 0.00%	0 0.00%	1 1.85%	1 1.85%
COMMISSIONER of AGRICULTURE, Vote For 1					
	Ryan F. QUARLES	0 0.00%	0 0.00%	35 72.92%	35 72.92%
	Bill POLYNIK	0 0.00%	0 0.00%	13 27.08%	13 27.08%
	Cast Votes:	0 0.00%	0 0.00%	48 88.89%	48 88.89%
	Over Votes:	0 0.00%	0 0.00%	0 0.00%	0 0.00%
	Under Votes:	0 0.00%	0 0.00%	6 11.11%	6 11.11%
GOVERNOR and LIEUTENANT GOVERNOR, Vote For 1					
	Geoffrey M."Geoff" YOUNG Joshua N. "Josh" FRENCH	0 0.00%	0 0.00%	3 4.23%	3 4.23%
	Rocky ADKINS Stephanie HORNE	0 0.00%	0 0.00%	14 19.72%	14 19.72%
	Andy BESHEAR Jacqueline COLEMAN	0 0.00%	0 0.00%	40 56.34%	40 56.34%
	Adam H. EDELEN Gill HOLLAND	0 0.00%	0 0.00%	14 19.72%	14 19.72%
	Cast Votes:	0 0.00%	0 0.00%	71 100.00%	71 100.00%
	Over Votes:	0 0.00%	0 0.00%	0 0.00%	0 0.00%
	Under Votes:	0 0.00%	0 0.00%	0 0.00%	0 0.00%

Precinct Report — Unofficial
PRIMARY ELECTION HELD ON — OFFICIAL BALLOT FOR CAMPBELL COUNTY — May 21, 2019

Page 20 of 136

05/21/2019 07:41 PM


Total Number of Voters : 10,172 of 0 = 0.00%

Precincts Reporting 68 of 68 = 100.00%

Party	Candidate	Absentee	Early	Election	Total
Precinct C202 (Ballots Cast: 125)					
SECRETARY of STATE, Vote For 1					
	Geoff SEBESTA	0 0.00%	0 0.00%	2 2.94%	2 2.94%
	Jason S. BELCHER	0 0.00%	0 0.00%	13 19.12%	13 19.12%
	Jason GRIFFITH	0 0.00%	0 0.00%	9 13.24%	9 13.24%
	Heather French HENRY	0 0.00%	0 0.00%	44 64.71%	44 64.71%
	Cast Votes:	0 0.00%	0 0.00%	68 95.77%	68 95.77%
	Over Votes:	0 0.00%	0 0.00%	0 0.00%	0 0.00%
	Under Votes:	0 0.00%	0 0.00%	3 4.23%	3 4.23%
AUDITOR of PUBLIC ACCOUNTS, Vote For 1					
	Chris TOBE	0 0.00%	0 0.00%	20 30.30%	20 30.30%
	Kelsey Hayes COOTS	0 0.00%	0 0.00%	18 27.27%	18 27.27%
	Drew CURTIS	0 0.00%	0 0.00%	8 12.12%	8 12.12%
	Sheri DONAHUE	0 0.00%	0 0.00%	20 30.30%	20 30.30%
	Cast Votes:	0 0.00%	0 0.00%	66 92.96%	66 92.96%
	Over Votes:	0 0.00%	0 0.00%	0 0.00%	0 0.00%
	Under Votes:	0 0.00%	0 0.00%	5 7.04%	5 7.04%
STATE TREASURER, Vote For 1					
	Josh MERS	0 0.00%	0 0.00%	29 48.33%	29 48.33%
	Michael BOWMAN	0 0.00%	0 0.00%	31 51.67%	31 51.67%
	Cast Votes:	0 0.00%	0 0.00%	60 84.51%	60 84.51%
	Over Votes:	0 0.00%	0 0.00%	0 0.00%	0 0.00%
	Under Votes:	0 0.00%	0 0.00%	11 15.49%	11 15.49%
COMMISSIONER of AGRICULTURE, Vote For 1					
	Joe TRIGG	0 0.00%	0 0.00%	34 54.84%	34 54.84%
	Robert Haley CONWAY	0 0.00%	0 0.00%	28 45.16%	28 45.16%
	Cast Votes:	0 0.00%	0 0.00%	62 87.32%	62 87.32%
	Over Votes:	0 0.00%	0 0.00%	0 0.00%	0 0.00%
	Under Votes:	0 0.00%	0 0.00%	9 12.68%	9 12.68%

RECEIVED
MAY 30 2019
BY: _____

Precinct Report — Unofficial
PRIMARY ELECTION HELD ON — OFFICIAL BALLOT FOR CAMPBELL COUNTY — May 21, 2019



05/21/2019 07:41 PM

Precincts Reporting 68 of 68 = 100.00%

Total Number of Voters : 10,172 of 0 = 0.00%

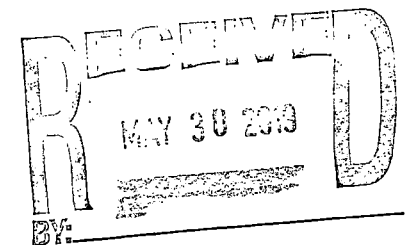
Party	Candidate	Absentee		Early		Election		Total	
Precinct C203 (Ballots Cast: 139)									
GOVERNOR and LIEUTENANT GOVERNOR, Vote For 1									
	William E. WOODS Justin B. MILLER	0	0.00%	0	0.00%	9	20.93%	9	20.93%
	Matthew G. BEVIN Ralph A. ALVARADO	0	0.00%	0	0.00%	21	48.84%	21	48.84%
	Robert GOFORTH Michael T. HOGAN	0	0.00%	0	0.00%	13	30.23%	13	30.23%
	Ike LAWRENCE James Anthony ROSE	0	0.00%	0	0.00%	0	0.00%	0	0.00%
	Cast Votes:	0	0.00%	0	0.00%	43	97.73%	43	97.73%
	Over Votes:	0	0.00%	0	0.00%	0	0.00%	0	0.00%
	Under Votes:	0	0.00%	0	0.00%	1	2.27%	1	2.27%
SECRETARY of STATE, Vote For 1									
	Carl NETT	0	0.00%	0	0.00%	5	13.16%	5	13.16%
	Michael G. ADAMS	0	0.00%	0	0.00%	15	39.47%	15	39.47%
	Andrew ENGLISH	0	0.00%	0	0.00%	8	21.05%	8	21.05%
	Stephen L. KNIPPER	0	0.00%	0	0.00%	10	26.32%	10	26.32%
	Cast Votes:	0	0.00%	0	0.00%	38	86.36%	38	86.36%
	Over Votes:	0	0.00%	0	0.00%	0	0.00%	0	0.00%
	Under Votes:	0	0.00%	0	0.00%	6	13.64%	6	13.64%
ATTORNEY GENERAL, Vote For 1									
	Wil SCHRODER	0	0.00%	0	0.00%	30	68.18%	30	68.18%
	Daniel CAMERON	0	0.00%	0	0.00%	14	31.82%	14	31.82%
	Cast Votes:	0	0.00%	0	0.00%	44	100.00%	44	100.00%
	Over Votes:	0	0.00%	0	0.00%	0	0.00%	0	0.00%
	Under Votes:	0	0.00%	0	0.00%	0	0.00%	0	0.00%
COMMISSIONER of AGRICULTURE, Vote For 1									
	Ryan F. QUARLES	0	0.00%	0	0.00%	25	62.50%	25	62.50%
	Bill POLYNIK	0	0.00%	0	0.00%	15	37.50%	15	37.50%
	Cast Votes:	0	0.00%	0	0.00%	40	90.91%	40	90.91%
	Over Votes:	0	0.00%	0	0.00%	0	0.00%	0	0.00%
	Under Votes:	0	0.00%	0	0.00%	4	9.09%	4	9.09%
GOVERNOR and LIEUTENANT GOVERNOR, Vote For 1									
	Geoffrey M."Geoff" YOUNG Joshua N. "Josh" FRENCH	0	0.00%	0	0.00%	1	1.05%	1	1.05%
	Rocky ADKINS Stephanie HORNE	0	0.00%	0	0.00%	12	12.63%	12	12.63%
	Andy BESHEAR Jacqueline COLEMAN	0	0.00%	0	0.00%	55	57.89%	55	57.89%
	Adam H. EDELEN Gill HOLLAND	0	0.00%	0	0.00%	27	28.42%	27	28.42%
	Cast Votes:	0	0.00%	0	0.00%	95	100.00%	95	100.00%
	Over Votes:	0	0.00%	0	0.00%	0	0.00%	0	0.00%
	Under Votes:	0	0.00%	0	0.00%	0	0.00%	0	0.00%

Precinct Report — Unofficial
PRIMARY ELECTION HELD ON — OFFICIAL BALLOT FOR CAMPBELL COUNTY — May 21, 2019

Total Number of Voters : 10,172 of 0 = 0.00%


Precincts Reporting 68 of 68 = 100.00%

Party	Candidate	Absentee	Early	Election	Total
Precinct C203 (Ballots Cast: 139)					
SECRETARY of STATE, Vote For 1					
	Geoff SEBESTA	0 0.00%	0 0.00%	2 2.27%	2 2.27%
	Jason S. BELCHER	0 0.00%	0 0.00%	5 5.68%	5 5.68%
	Jason GRIFFITH	0 0.00%	0 0.00%	11 12.50%	11 12.50%
	Heather French HENRY	0 0.00%	0 0.00%	70 79.55%	70 79.55%
	Cast Votes:	0 0.00%	0 0.00%	88 92.63%	88 92.63%
	Over Votes:	0 0.00%	0 0.00%	0 0.00%	0 0.00%
	Under Votes:	0 0.00%	0 0.00%	7 7.37%	7 7.37%
AUDITOR of PUBLIC ACCOUNTS, Vote For 1					
	Chris TOBE	0 0.00%	0 0.00%	16 19.75%	16 19.75%
	Kelsey Hayes COOTS	0 0.00%	0 0.00%	33 40.74%	33 40.74%
	Drew CURTIS	0 0.00%	0 0.00%	5 6.17%	5 6.17%
	Sheri DONAHUE	0 0.00%	0 0.00%	27 33.33%	27 33.33%
	Cast Votes:	0 0.00%	0 0.00%	81 85.26%	81 85.26%
	Over Votes:	0 0.00%	0 0.00%	0 0.00%	0 0.00%
	Under Votes:	0 0.00%	0 0.00%	14 14.74%	14 14.74%
STATE TREASURER, Vote For 1					
	Josh MERS	0 0.00%	0 0.00%	32 42.11%	32 42.11%
	Michael BOWMAN	0 0.00%	0 0.00%	44 57.89%	44 57.89%
	Cast Votes:	0 0.00%	0 0.00%	76 80.00%	76 80.00%
	Over Votes:	0 0.00%	0 0.00%	0 0.00%	0 0.00%
	Under Votes:	0 0.00%	0 0.00%	19 20.00%	19 20.00%
COMMISSIONER of AGRICULTURE, Vote For 1					
	Joe TRIGG	0 0.00%	0 0.00%	42 56.76%	42 56.76%
	Robert Haley CONWAY	0 0.00%	0 0.00%	32 43.24%	32 43.24%
	Cast Votes:	0 0.00%	0 0.00%	74 77.89%	74 77.89%
	Over Votes:	0 0.00%	0 0.00%	0 0.00%	0 0.00%
	Under Votes:	0 0.00%	0 0.00%	21 22.11%	21 22.11%



Precinct Report — Unofficial
PRIMARY ELECTION HELD ON — OFFICIAL BALLOT FOR CAMPBELL COUNTY — May 21, 2019

Page 23 of 136



05/21/2019 07:41 PM

Total Number of Voters : 10,172 of 0 = 0.00%

Precincts Reporting 68 of 68 = 100.00%

Party	Candidate	Absentee	Early	Election	Total
Precinct C204 (Ballots Cast: 169)					
GOVERNOR and LIEUTENANT GOVERNOR, Vote For 1					
	William E. WOODS Justin B. MILLER	0 0.00%	0 0.00%	1 2.63%	1 2.63%
	Matthew G. BEVIN Ralph A. ALVARADO	0 0.00%	0 0.00%	23 60.53%	23 60.53%
	Robert GOFORTH Michael T. HOGAN	0 0.00%	0 0.00%	14 36.84%	14 36.84%
	Ike LAWRENCE James Anthony ROSE	0 0.00%	0 0.00%	0 0.00%	0 0.00%
	Cast Votes:	0 0.00%	0 0.00%	38 95.00%	38 95.00%
	Over Votes:	0 0.00%	0 0.00%	0 0.00%	0 0.00%
	Under Votes:	0 0.00%	0 0.00%	2 5.00%	2 5.00%
SECRETARY of STATE, Vote For 1					
	Carl NETT	0 0.00%	0 0.00%	7 20.59%	7 20.59%
	Michael G. ADAMS	0 0.00%	0 0.00%	8 23.53%	8 23.53%
	Andrew ENGLISH	0 0.00%	0 0.00%	10 29.41%	10 29.41%
	Stephen L. KNIPPER	0 0.00%	0 0.00%	9 26.47%	9 26.47%
	Cast Votes:	0 0.00%	0 0.00%	34 85.00%	34 85.00%
	Over Votes:	0 0.00%	0 0.00%	0 0.00%	0 0.00%
	Under Votes:	0 0.00%	0 0.00%	6 15.00%	6 15.00%
ATTORNEY GENERAL, Vote For 1					
	Wii SCHRODER	0 0.00%	0 0.00%	26 70.27%	26 70.27%
	Daniel CAMERON	0 0.00%	0 0.00%	11 29.73%	11 29.73%
	Cast Votes:	0 0.00%	0 0.00%	37 92.50%	37 92.50%
	Over Votes:	0 0.00%	0 0.00%	0 0.00%	0 0.00%
	Under Votes:	0 0.00%	0 0.00%	3 7.50%	3 7.50%
COMMISSIONER of AGRICULTURE, Vote For 1					
	Ryan F. QUARLES	0 0.00%	0 0.00%	22 73.33%	22 73.33%
	Bill POLYNIAK	0 0.00%	0 0.00%	8 26.67%	8 26.67%
	Cast Votes:	0 0.00%	0 0.00%	30 75.00%	30 75.00%
	Over Votes:	0 0.00%	0 0.00%	0 0.00%	0 0.00%
	Under Votes:	0 0.00%	0 0.00%	10 25.00%	10 25.00%
GOVERNOR and LIEUTENANT GOVERNOR, Vote For 1					
	Geoffrey M."Geoff" YOUNG Joshua N. "Josh" FRENCH	0 0.00%	0 0.00%	9 7.03%	9 7.03%
	Rocky ADKINS Stephanie HORNE	0 0.00%	0 0.00%	27 21.09%	27 21.09%
	Andy BESHEAR Jacqueline COLEMAN	0 0.00%	0 0.00%	48 37.50%	48 37.50%
	Adam H. EDELEN Gill HOLLAND	0 0.00%	0 0.00%	44 34.38%	44 34.38%
	Cast Votes:	0 0.00%	0 0.00%	128 99.22%	128 99.22%
	Over Votes:	0 0.00%	0 0.00%	0 0.00%	0 0.00%
	Under Votes:	0 0.00%	0 0.00%	1 0.78%	1 0.78%

Precinct Report — Unofficial
PRIMARY ELECTION HELD ON — OFFICIAL BALLOT FOR CAMPBELL COUNTY — May 21, 2019

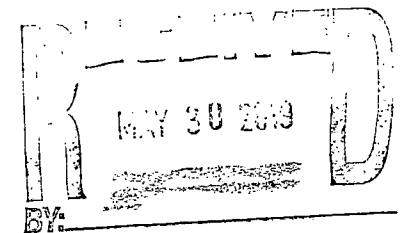
Page 24 of 136

05/21/2019 07:41 PM


Total Number of Voters : 10,172 of 0 = 0.00%

Precincts Reporting 68 of 68 = 100.00%

Party	Candidate	Absentee		Early		Election		Total	
Precinct C204 (Ballots Cast: 169)									
SECRETARY of STATE, Vote For 1									
	Geoff SEBESTA	0	0.00%	0	0.00%	8	6.67%	8	6.67%
	Jason S. BELCHER	0	0.00%	0	0.00%	16	13.33%	16	13.33%
	Jason GRIFFITH	0	0.00%	0	0.00%	17	14.17%	17	14.17%
	Heather French HENRY	0	0.00%	0	0.00%	79	65.83%	79	65.83%
	Cast Votes:	0	0.00%	0	0.00%	120	93.02%	120	93.02%
	Over Votes:	0	0.00%	0	0.00%	0	0.00%	0	0.00%
	Under Votes:	0	0.00%	0	0.00%	9	6.98%	9	6.98%
AUDITOR of PUBLIC ACCOUNTS, Vote For 1									
	Chris TOBE	0	0.00%	0	0.00%	20	17.54%	20	17.54%
	Kelsey Hayes COOTS	0	0.00%	0	0.00%	50	43.86%	50	43.86%
	Drew CURTIS	0	0.00%	0	0.00%	8	7.02%	8	7.02%
	Sheri DONAHUE	0	0.00%	0	0.00%	36	31.58%	36	31.58%
	Cast Votes:	0	0.00%	0	0.00%	114	88.37%	114	88.37%
	Over Votes:	0	0.00%	0	0.00%	0	0.00%	0	0.00%
	Under Votes:	0	0.00%	0	0.00%	15	11.63%	15	11.63%
STATE TREASURER, Vote For 1									
	Josh MERS	0	0.00%	0	0.00%	65	59.09%	65	59.09%
	Michael BOWMAN	0	0.00%	0	0.00%	45	40.91%	45	40.91%
	Cast Votes:	0	0.00%	0	0.00%	110	85.27%	110	85.27%
	Over Votes:	0	0.00%	0	0.00%	0	0.00%	0	0.00%
	Under Votes:	0	0.00%	0	0.00%	19	14.73%	19	14.73%
COMMISSIONER of AGRICULTURE, Vote For 1									
	Joe TRIGG	0	0.00%	0	0.00%	59	53.15%	59	53.15%
	Robert Haley CONWAY	0	0.00%	0	0.00%	52	46.85%	52	46.85%
	Cast Votes:	0	0.00%	0	0.00%	111	86.05%	111	86.05%
	Over Votes:	0	0.00%	0	0.00%	0	0.00%	0	0.00%
	Under Votes:	0	0.00%	0	0.00%	18	13.95%	18	13.95%



Precinct Report — Unofficial
PRIMARY ELECTION HELD ON — OFFICIAL BALLOT FOR CAMPBELL COUNTY — May 21, 2019



05/21/2019 07:41 PM

Total Number of Voters : 10,172 of 0 = 0.00%

Precincts Reporting 68 of 68 = 100.00%


Party	Candidate	Absentee		Early		Election		Total	
Precinct B902 (Ballots Cast: 148)									
GOVERNOR and LIEUTENANT GOVERNOR, Vote For 1									
	William E. WOODS Justin B. MILLER	0	0.00%	0	0.00%	12	12.37%	12	12.37%
	Matthew G. BEVIN Ralph A. ALVARADO	0	0.00%	0	0.00%	50	51.55%	50	51.55%
	Robert GOFORTH Michael T. HOGAN	0	0.00%	0	0.00%	33	34.02%	33	34.02%
	Ike LAWRENCE James Anthony ROSE	0	0.00%	0	0.00%	2	2.06%	2	2.06%
	Cast Votes:	0	0.00%	0	0.00%	97	100.00%	97	100.00%
	Over Votes:	0	0.00%	0	0.00%	0	0.00%	0	0.00%
	Under Votes:	0	0.00%	0	0.00%	0	0.00%	0	0.00%
SECRETARY of STATE, Vote For 1									
	Carl NETT	0	0.00%	0	0.00%	15	16.85%	15	16.85%
	Michael G. ADAMS	0	0.00%	0	0.00%	32	35.96%	32	35.96%
	Andrew ENGLISH	0	0.00%	0	0.00%	19	21.35%	19	21.35%
	Stephen L. KNIPPER	0	0.00%	0	0.00%	23	25.84%	23	25.84%
	Cast Votes:	0	0.00%	0	0.00%	89	91.75%	89	91.75%
	Over Votes:	0	0.00%	0	0.00%	0	0.00%	0	0.00%
	Under Votes:	0	0.00%	0	0.00%	8	8.25%	8	8.25%
ATTORNEY GENERAL, Vote For 1									
	Wil SCHRODER	0	0.00%	0	0.00%	65	68.42%	65	68.42%
	Daniel CAMERON	0	0.00%	0	0.00%	30	31.58%	30	31.58%
	Cast Votes:	0	0.00%	0	0.00%	95	97.94%	95	97.94%
	Over Votes:	0	0.00%	0	0.00%	0	0.00%	0	0.00%
	Under Votes:	0	0.00%	0	0.00%	2	2.06%	2	2.06%
COMMISSIONER of AGRICULTURE, Vote For 1									
	Ryan F. QUARLES	0	0.00%	0	0.00%	70	78.65%	70	78.65%
	Bill POLYNIK	0	0.00%	0	0.00%	19	21.35%	19	21.35%
	Cast Votes:	0	0.00%	0	0.00%	89	91.75%	89	91.75%
	Over Votes:	0	0.00%	0	0.00%	0	0.00%	0	0.00%
	Under Votes:	0	0.00%	0	0.00%	8	8.25%	8	8.25%
GOVERNOR and LIEUTENANT GOVERNOR, Vote For 1									
	Geoffrey M."Geoff" YOUNG Joshua N. "Josh" FRENCH	0	0.00%	0	0.00%	9	17.65%	9	17.65%
	Rocky ADKINS Stephanie HORNE	0	0.00%	0	0.00%	13	25.49%	13	25.49%
	Andy BESHEAR Jacqueline COLEMAN	0	0.00%	0	0.00%	25	49.02%	25	49.02%
	Adam H. EDELEN Gill HOLLAND	0	0.00%	0	0.00%	4	7.84%	4	7.84%
	Cast Votes:	0	0.00%	0	0.00%	51	100.00%	51	100.00%
	Over Votes:	0	0.00%	0	0.00%	0	0.00%	0	0.00%
	Under Votes:	0	0.00%	0	0.00%	0	0.00%	0	0.00%

Precinct Report — Unofficial
PRIMARY ELECTION HELD ON — OFFICIAL BALLOT FOR CAMPBELL COUNTY — May 21, 2019


Total Number of Voters : 10,172 of 0 = 0.00%

Precincts Reporting 68 of 68 = 100.00%

Party	Candidate	Absentee		Early		Election		Total	
Precinct B902 (Ballots Cast: 148)									
SECRETARY of STATE, Vote For 1									
	Geoff SEBESTA	0	0.00%	0	0.00%	1	2.00%	1	2.00%
	Jason S. BELCHER	0	0.00%	0	0.00%	10	20.00%	10	20.00%
	Jason GRIFFITH	0	0.00%	0	0.00%	5	10.00%	5	10.00%
	Heather French HENRY	0	0.00%	0	0.00%	34	68.00%	34	68.00%
	Cast Votes:	0	0.00%	0	0.00%	50	98.04%	50	98.04%
	Over Votes:	0	0.00%	0	0.00%	0	0.00%	0	0.00%
	Under Votes:	0	0.00%	0	0.00%	1	1.96%	1	1.96%
AUDITOR of PUBLIC ACCOUNTS, Vote For 1									
	Chris TOBE	0	0.00%	0	0.00%	6	12.50%	6	12.50%
	Kelsey Hayes COOTS	0	0.00%	0	0.00%	8	16.67%	8	16.67%
	Drew CURTIS	0	0.00%	0	0.00%	10	20.83%	10	20.83%
	Sheri DONAHUE	0	0.00%	0	0.00%	24	50.00%	24	50.00%
	Cast Votes:	0	0.00%	0	0.00%	48	94.12%	48	94.12%
	Over Votes:	0	0.00%	0	0.00%	0	0.00%	0	0.00%
	Under Votes:	0	0.00%	0	0.00%	3	5.88%	3	5.88%
STATE TREASURER, Vote For 1									
	Josh MERS	0	0.00%	0	0.00%	14	29.79%	14	29.79%
	Michael BOWMAN	0	0.00%	0	0.00%	33	70.21%	33	70.21%
	Cast Votes:	0	0.00%	0	0.00%	47	92.16%	47	92.16%
	Over Votes:	0	0.00%	0	0.00%	0	0.00%	0	0.00%
	Under Votes:	0	0.00%	0	0.00%	4	7.84%	4	7.84%
COMMISSIONER of AGRICULTURE, Vote For 1									
	Joe TRIGG	0	0.00%	0	0.00%	20	41.67%	20	41.67%
	Robert Haley CONWAY	0	0.00%	0	0.00%	28	58.33%	28	58.33%
	Cast Votes:	0	0.00%	0	0.00%	48	94.12%	48	94.12%
	Over Votes:	0	0.00%	0	0.00%	0	0.00%	0	0.00%
	Under Votes:	0	0.00%	0	0.00%	3	5.88%	3	5.88%



Precinct Report — Unofficial
PRIMARY ELECTION HELD ON — OFFICIAL BALLOT FOR CAMPBELL COUNTY — May 21, 2019



05/21/2019 07:41 PM

Precincts Reporting 68 of 68 = 100.00%

Total Number of Voters : 10,172 of 0 = 0.00%


Party	Candidate	Absentee	Early	Election	Total
Precinct B906 (Ballots Cast: 192)					
GOVERNOR and LIEUTENANT GOVERNOR, Vote For 1					
	William E. WOODS Justin B. MILLER	0 0.00%	0 0.00%	9 7.83%	9 7.83%
	Matthew G. BEVIN Ralph A. ALVARADO	0 0.00%	0 0.00%	68 59.13%	68 59.13%
	Robert GOFORTH Michael T. HOGAN	0 0.00%	0 0.00%	35 30.43%	35 30.43%
	Ike LAWRENCE James Anthony ROSE	0 0.00%	0 0.00%	3 2.61%	3 2.61%
	Cast Votes:	0 0.00%	0 0.00%	115 100.00%	115 100.00%
	Over Votes:	0 0.00%	0 0.00%	0 0.00%	0 0.00%
	Under Votes:	0 0.00%	0 0.00%	0 0.00%	0 0.00%
SECRETARY of STATE, Vote For 1					
	Carl NETT	0 0.00%	0 0.00%	14 14.14%	14 14.14%
	Michael G. ADAMS	0 0.00%	0 0.00%	21 21.21%	21 21.21%
	Andrew ENGLISH	0 0.00%	0 0.00%	30 30.30%	30 30.30%
	Stephen L. KNIPPER	0 0.00%	0 0.00%	34 34.34%	34 34.34%
	Cast Votes:	0 0.00%	0 0.00%	99 86.09%	99 86.09%
	Over Votes:	0 0.00%	0 0.00%	0 0.00%	0 0.00%
	Under Votes:	0 0.00%	0 0.00%	16 13.91%	16 13.91%
ATTORNEY GENERAL, Vote For 1					
	Wil SCHRODER	0 0.00%	0 0.00%	82 73.87%	82 73.87%
	Daniel CAMERON	0 0.00%	0 0.00%	29 26.13%	29 26.13%
	Cast Votes:	0 0.00%	0 0.00%	111 96.52%	111 96.52%
	Over Votes:	0 0.00%	0 0.00%	0 0.00%	0 0.00%
	Under Votes:	0 0.00%	0 0.00%	4 3.48%	4 3.48%
COMMISSIONER of AGRICULTURE, Vote For 1					
	Ryan F. QUARLES	0 0.00%	0 0.00%	75 78.95%	75 78.95%
	Bill POLYNIAK	0 0.00%	0 0.00%	20 21.05%	20 21.05%
	Cast Votes:	0 0.00%	0 0.00%	95 82.61%	95 82.61%
	Over Votes:	0 0.00%	0 0.00%	0 0.00%	0 0.00%
	Under Votes:	0 0.00%	0 0.00%	20 17.39%	20 17.39%
GOVERNOR and LIEUTENANT GOVERNOR, Vote For 1					
	Geoffrey M."Geoff" YOUNG Joshua N. "Josh" FRENCH	0 0.00%	0 0.00%	8 10.53%	8 10.53%
	Rocky ADKINS Stephanie HORNE	0 0.00%	0 0.00%	19 25.00%	19 25.00%
	Andy BESHEAR Jacqueline COLEMAN	0 0.00%	0 0.00%	33 43.42%	33 43.42%
	Adam H. EDELEN Gill HOLLAND	0 0.00%	0 0.00%	16 21.05%	16 21.05%
	Cast Votes:	0 0.00%	0 0.00%	76 98.70%	76 98.70%
	Over Votes:	0 0.00%	0 0.00%	0 0.00%	0 0.00%
	Under Votes:	0 0.00%	0 0.00%	1 1.30%	1 1.30%

Precinct Report — Unofficial
PRIMARY ELECTION HELD ON — OFFICIAL BALLOT FOR CAMPBELL COUNTY — May 21, 2019

Total Number of Voters : 10,172 of 0 = 0.00%


Precincts Reporting 68 of 68 = 100.00%

Party	Candidate	Absentee		Early		Election		Total	
Precinct B906 (Ballots Cast: 192)									
SECRETARY of STATE, Vote For 1									
	Geoff SEBESTA	0	0.00%	0	0.00%	2	2.82%	2	2.82%
	Jason S. BELCHER	0	0.00%	0	0.00%	6	8.45%	6	8.45%
	Jason GRIFFITH	0	0.00%	0	0.00%	8	11.27%	8	11.27%
	Heather French HENRY	0	0.00%	0	0.00%	55	77.46%	55	77.46%
	Cast Votes:	0	0.00%	0	0.00%	71	92.21%	71	92.21%
	Over Votes:	0	0.00%	0	0.00%	0	0.00%	0	0.00%
	Under Votes:	0	0.00%	0	0.00%	6	7.79%	6	7.79%
AUDITOR of PUBLIC ACCOUNTS, Vote For 1									
	Chris TOBE	0	0.00%	0	0.00%	17	25.37%	17	25.37%
	Kelsey Hayes COOTS	0	0.00%	0	0.00%	24	35.82%	24	35.82%
	Drew CURTIS	0	0.00%	0	0.00%	2	2.99%	2	2.99%
	Sheri DONAHUE	0	0.00%	0	0.00%	24	35.82%	24	35.82%
	Cast Votes:	0	0.00%	0	0.00%	67	87.01%	67	87.01%
	Over Votes:	0	0.00%	0	0.00%	0	0.00%	0	0.00%
	Under Votes:	0	0.00%	0	0.00%	10	12.99%	10	12.99%
STATE TREASURER, Vote For 1									
	Josh MERS	0	0.00%	0	0.00%	20	31.25%	20	31.25%
	Michael BOWMAN	0	0.00%	0	0.00%	44	68.75%	44	68.75%
	Cast Votes:	0	0.00%	0	0.00%	64	83.12%	64	83.12%
	Over Votes:	0	0.00%	0	0.00%	0	0.00%	0	0.00%
	Under Votes:	0	0.00%	0	0.00%	13	16.88%	13	16.88%
COMMISSIONER of AGRICULTURE, Vote For 1									
	Joe TRIGG	0	0.00%	0	0.00%	33	49.25%	33	49.25%
	Robert Haley CONWAY	0	0.00%	0	0.00%	34	50.75%	34	50.75%
	Cast Votes:	0	0.00%	0	0.00%	67	87.01%	67	87.01%
	Over Votes:	0	0.00%	0	0.00%	0	0.00%	0	0.00%
	Under Votes:	0	0.00%	0	0.00%	10	12.99%	10	12.99%



Precinct Report — Unofficial
PRIMARY ELECTION HELD ON — OFFICIAL BALLOT FOR CAMPBELL COUNTY — May 21, 2019

Page 29 of 136



05/21/2019 07:41 PM

Total Number of Voters : 10,172 of 0 = 0.00%

Precincts Reporting 68 of 68 = 100.00%

Party	Candidate	Absentee	Early	Election	Total
Precinct B905 (Ballots Cast: 260)					
GOVERNOR and LIEUTENANT GOVERNOR, Vote For 1					
	William E. WOODS Justin B. MILLER	0 0.00%	0 0.00%	16 9.36%	16 9.36%
	Matthew G. BEVIN Ralph A. ALVARADO	0 0.00%	0 0.00%	88 51.46%	88 51.46%
	Robert GOFORTH Michael T. HOGAN	0 0.00%	0 0.00%	63 36.84%	63 36.84%
	Ike LAWRENCE James Anthony ROSE	0 0.00%	0 0.00%	4 2.34%	4 2.34%
	Cast Votes:	0 0.00%	0 0.00%	171 99.42%	171 99.42%
	Over Votes:	0 0.00%	0 0.00%	0 0.00%	0 0.00%
	Under Votes:	0 0.00%	0 0.00%	1 0.58%	1 0.58%
SECRETARY of STATE, Vote For 1					
	Carl NETT	0 0.00%	0 0.00%	17 11.49%	17 11.49%
	Michael G. ADAMS	0 0.00%	0 0.00%	34 22.97%	34 22.97%
	Andrew ENGLISH	0 0.00%	0 0.00%	53 35.81%	53 35.81%
	Stephen L. KNIPPER	0 0.00%	0 0.00%	44 29.73%	44 29.73%
	Cast Votes:	0 0.00%	0 0.00%	148 86.05%	148 86.05%
	Over Votes:	0 0.00%	0 0.00%	0 0.00%	0 0.00%
	Under Votes:	0 0.00%	0 0.00%	24 13.95%	24 13.95%
ATTORNEY GENERAL, Vote For 1					
	Wil SCHRODER	0 0.00%	0 0.00%	127 76.97%	127 76.97%
	Daniel CAMERON	0 0.00%	0 0.00%	38 23.03%	38 23.03%
	Cast Votes:	0 0.00%	0 0.00%	165 95.93%	165 95.93%
	Over Votes:	0 0.00%	0 0.00%	0 0.00%	0 0.00%
	Under Votes:	0 0.00%	0 0.00%	7 4.07%	7 4.07%
COMMISSIONER of AGRICULTURE, Vote For 1					
	Ryan F. QUARLES	0 0.00%	0 0.00%	110 76.39%	110 76.39%
	Bill POLYNIK	0 0.00%	0 0.00%	34 23.61%	34 23.61%
	Cast Votes:	0 0.00%	0 0.00%	144 83.72%	144 83.72%
	Over Votes:	0 0.00%	0 0.00%	0 0.00%	0 0.00%
	Under Votes:	0 0.00%	0 0.00%	28 16.28%	28 16.28%
GOVERNOR and LIEUTENANT GOVERNOR, Vote For 1					
	Geoffrey M."Geoff" YOUNG Joshua N. "Josh" FRENCH	0 0.00%	0 0.00%	5 5.75%	5 5.75%
	Rocky ADKINS Stephanie HORNE	0 0.00%	0 0.00%	28 32.18%	28 32.18%
	Andy BESHEAR Jacqueline COLEMAN	0 0.00%	0 0.00%	37 42.53%	37 42.53%
	Adam H. EDELEN Gill HOLLAND	0 0.00%	0 0.00%	17 19.54%	17 19.54%
	Cast Votes:	0 0.00%	0 0.00%	87 98.86%	87 98.86%
	Over Votes:	0 0.00%	0 0.00%	0 0.00%	0 0.00%
	Under Votes:	0 0.00%	0 0.00%	1 1.14%	1 1.14%

Precinct Report — Unofficial
PRIMARY ELECTION HELD ON — OFFICIAL BALLOT FOR CAMPBELL COUNTY — May 21, 2019


Page 30 of 136

05/21/2019 07:41 PM

Total Number of Voters : 10,172 of 0 = 0.00%


Precincts Reporting 68 of 68 = 100.00%

Party	Candidate	Absentee	Early	Election	Total
Precinct B905 (Ballots Cast: 260)					
SECRETARY of STATE, Vote For 1					
	Geoff SEBESTA	0 0.00%	0 0.00%	4 4.71%	4 4.71%
	Jason S. BELCHER	0 0.00%	0 0.00%	10 11.76%	10 11.76%
	Jason GRIFFITH	0 0.00%	0 0.00%	7 8.24%	7 8.24%
	Heather French HENRY	0 0.00%	0 0.00%	64 75.29%	64 75.29%
	Cast Votes:	0 0.00%	0 0.00%	85 96.59%	85 96.59%
	Over Votes:	0 0.00%	0 0.00%	0 0.00%	0 0.00%
	Under Votes:	0 0.00%	0 0.00%	3 3.41%	3 3.41%
AUDITOR of PUBLIC ACCOUNTS, Vote For 1					
	Chris TOBE	0 0.00%	0 0.00%	16 20.00%	16 20.00%
	Kelsey Hayes COOTS	0 0.00%	0 0.00%	25 31.25%	25 31.25%
	Drew CURTIS	0 0.00%	0 0.00%	10 12.50%	10 12.50%
	Sheri DONAHUE	0 0.00%	0 0.00%	29 36.25%	29 36.25%
	Cast Votes:	0 0.00%	0 0.00%	80 90.91%	80 90.91%
	Over Votes:	0 0.00%	0 0.00%	0 0.00%	0 0.00%
	Under Votes:	0 0.00%	0 0.00%	8 9.09%	8 9.09%
STATE TREASURER, Vote For 1					
	Josh MERS	0 0.00%	0 0.00%	25 31.65%	25 31.65%
	Michael BOWMAN	0 0.00%	0 0.00%	54 68.35%	54 68.35%
	Cast Votes:	0 0.00%	0 0.00%	79 89.77%	79 89.77%
	Over Votes:	0 0.00%	0 0.00%	0 0.00%	0 0.00%
	Under Votes:	0 0.00%	0 0.00%	9 10.23%	9 10.23%
COMMISSIONER of AGRICULTURE, Vote For 1					
	Joe TRIGG	0 0.00%	0 0.00%	40 48.78%	40 48.78%
	Robert Haley CONWAY	0 0.00%	0 0.00%	42 51.22%	42 51.22%
	Cast Votes:	0 0.00%	0 0.00%	82 93.18%	82 93.18%
	Over Votes:	0 0.00%	0 0.00%	0 0.00%	0 0.00%
	Under Votes:	0 0.00%	0 0.00%	6 6.82%	6 6.82%



Precinct Report — Unofficial
PRIMARY ELECTION HELD ON — OFFICIAL BALLOT FOR CAMPBELL COUNTY — May 21, 2019

Page 31 of 136



05/21/2019 07:41 PM

Total Number of Voters : 10,172 of 0 = 0.00%

Precincts Reporting 68 of 68 = 100.00%

Party	Candidate	Absentee	Early	Election	Total
Precinct A701 (Ballots Cast: 153)					
GOVERNOR and LIEUTENANT GOVERNOR, Vote For 1					
	William E. WOODS Justin B. MILLER	0 0.00%	0 0.00%	9 8.18%	9 8.18%
	Matthew G. BEVIN Ralph A. ALVARADO	0 0.00%	0 0.00%	63 57.27%	63 57.27%
	Robert GOFORTH Michael T. HOGAN	0 0.00%	0 0.00%	34 30.91%	34 30.91%
	Ike LAWRENCE James Anthony ROSE	0 0.00%	0 0.00%	4 3.64%	4 3.64%
	Cast Votes:	0 0.00%	0 0.00%	110 99.10%	110 99.10%
	Over Votes:	0 0.00%	0 0.00%	0 0.00%	0 0.00%
	Under Votes:	0 0.00%	0 0.00%	1 0.90%	1 0.90%
SECRETARY of STATE, Vote For 1					
	Carl NETT	0 0.00%	0 0.00%	14 14.58%	14 14.58%
	Michael G. ADAMS	0 0.00%	0 0.00%	22 22.92%	22 22.92%
	Andrew ENGLISH	0 0.00%	0 0.00%	26 27.08%	26 27.08%
	Stephen L. KNIPPER	0 0.00%	0 0.00%	34 35.42%	34 35.42%
	Cast Votes:	0 0.00%	0 0.00%	96 86.49%	96 86.49%
	Over Votes:	0 0.00%	0 0.00%	0 0.00%	0 0.00%
	Under Votes:	0 0.00%	0 0.00%	15 13.51%	15 13.51%
ATTORNEY GENERAL, Vote For 1					
	Wil SCHRODER	0 0.00%	0 0.00%	93 86.92%	93 86.92%
	Daniel CAMERON	0 0.00%	0 0.00%	14 13.08%	14 13.08%
	Cast Votes:	0 0.00%	0 0.00%	107 96.40%	107 96.40%
	Over Votes:	0 0.00%	0 0.00%	0 0.00%	0 0.00%
	Under Votes:	0 0.00%	0 0.00%	4 3.60%	4 3.60%
COMMISSIONER of AGRICULTURE, Vote For 1					
	Ryan F. QUARLES	0 0.00%	0 0.00%	74 78.72%	74 78.72%
	Bill POLYNIAK	0 0.00%	0 0.00%	20 21.28%	20 21.28%
	Cast Votes:	0 0.00%	0 0.00%	94 84.68%	94 84.68%
	Over Votes:	0 0.00%	0 0.00%	0 0.00%	0 0.00%
	Under Votes:	0 0.00%	0 0.00%	17 15.32%	17 15.32%
GOVERNOR and LIEUTENANT GOVERNOR, Vote For 1					
	Geoffrey M. "Geoff" YOUNG Joshua N. "Josh" FRENCH	0 0.00%	0 0.00%	1 2.44%	1 2.44%
	Rocky ADKINS Stephanie HORNE	0 0.00%	0 0.00%	11 26.83%	11 26.83%
	Andy BESHEAR Jacqueline COLEMAN	0 0.00%	0 0.00%	18 43.90%	18 43.90%
	Adam H. EDELEN Gill HOLLAND	0 0.00%	0 0.00%	11 26.83%	11 26.83%
	Cast Votes:	0 0.00%	0 0.00%	41 97.62%	41 97.62%
	Over Votes:	0 0.00%	0 0.00%	0 0.00%	0 0.00%
	Under Votes:	0 0.00%	0 0.00%	1 2.38%	1 2.38%

Precinct Report — Unofficial
PRIMARY ELECTION HELD ON — OFFICIAL BALLOT FOR CAMPBELL COUNTY — May 21, 2019

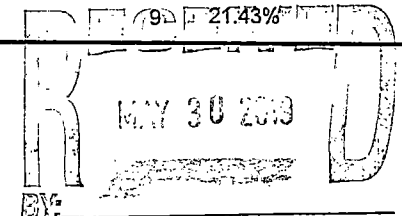
Page 32 of 136

05/21/2019 07:41 PM


Total Number of Voters : 10,172 of 0 = 0.00%

Precincts Reporting 68 of 68 = 100.00%

Party	Candidate	Absentee		Early		Election		Total	
Precinct A701 (Ballots Cast: 153)									
SECRETARY of STATE, Vote For 1									
	Geoff SEBESTA	0	0.00%	0	0.00%	0	0.00%	0	0.00%
	Jason S. BELCHER	0	0.00%	0	0.00%	3	7.89%	3	7.89%
	Jason GRIFFITH	0	0.00%	0	0.00%	7	18.42%	7	18.42%
	Heather French HENRY	0	0.00%	0	0.00%	28	73.68%	28	73.68%
	Cast Votes:	0	0.00%	0	0.00%	38	90.48%	38	90.48%
	Over Votes:	0	0.00%	0	0.00%	0	0.00%	0	0.00%
	Under Votes:	0	0.00%	0	0.00%	4	9.52%	4	9.52%
AUDITOR of PUBLIC ACCOUNTS, Vote For 1									
	Chris TOBE	0	0.00%	0	0.00%	4	12.50%	4	12.50%
	Kelsey Hayes COOTS	0	0.00%	0	0.00%	8	25.00%	8	25.00%
	Drew CURTIS	0	0.00%	0	0.00%	4	12.50%	4	12.50%
	Sheri DONAHUE	0	0.00%	0	0.00%	16	50.00%	16	50.00%
	Cast Votes:	0	0.00%	0	0.00%	32	76.19%	32	76.19%
	Over Votes:	0	0.00%	0	0.00%	0	0.00%	0	0.00%
	Under Votes:	0	0.00%	0	0.00%	10	23.81%	10	23.81%
STATE TREASURER, Vote For 1									
	Josh MERS	0	0.00%	0	0.00%	13	40.63%	13	40.63%
	Michael BOWMAN	0	0.00%	0	0.00%	19	59.38%	19	59.38%
	Cast Votes:	0	0.00%	0	0.00%	32	76.19%	32	76.19%
	Over Votes:	0	0.00%	0	0.00%	0	0.00%	0	0.00%
	Under Votes:	0	0.00%	0	0.00%	10	23.81%	10	23.81%
COMMISSIONER of AGRICULTURE, Vote For 1									
	Joe TRIGG	0	0.00%	0	0.00%	17	51.52%	17	51.52%
	Robert Haley CONWAY	0	0.00%	0	0.00%	16	48.48%	16	48.48%
	Cast Votes:	0	0.00%	0	0.00%	33	78.57%	33	78.57%
	Over Votes:	0	0.00%	0	0.00%	0	0.00%	0	0.00%
	Under Votes:	0	0.00%	0	0.00%	9	21.43%	9	21.43%



Precinct Report — Unofficial
PRIMARY ELECTION HELD ON — OFFICIAL BALLOT FOR CAMPBELL COUNTY — May 21, 2019



05/21/2019 07:41 PM

Total Number of Voters : 10,172 of 0 = 0.00%

Precincts Reporting 68 of 68 = 100.00%

Party	Candidate	Absentee	Early	Election	Total
Precinct B702 (Ballots Cast: 197)					
GOVERNOR and LIEUTENANT GOVERNOR, Vote For 1					
	William E. WOODS Justin B. MILLER	0 0.00%	0 0.00%	13 11.40%	13 11.40%
	Matthew G. BEVIN Ralph A. ALVARADO	0 0.00%	0 0.00%	43 37.72%	43 37.72%
	Robert GOFORTH Michael T. HOGAN	0 0.00%	0 0.00%	58 50.88%	58 50.88%
	Ike LAWRENCE James Anthony ROSE	0 0.00%	0 0.00%	0 0.00%	0 0.00%
	Cast Votes:	0 0.00%	0 0.00%	114 96.61%	114 96.61%
	Over Votes:	0 0.00%	0 0.00%	0 0.00%	0 0.00%
	Under Votes:	0 0.00%	0 0.00%	4 3.39%	4 3.39%
SECRETARY of STATE, Vote For 1					
	Carl NETT	0 0.00%	0 0.00%	5 4.90%	5 4.90%
	Michael G. ADAMS	0 0.00%	0 0.00%	20 19.61%	20 19.61%
	Andrew ENGLISH	0 0.00%	0 0.00%	33 32.35%	33 32.35%
	Stephen L. KNIPPER	0 0.00%	0 0.00%	44 43.14%	44 43.14%
	Cast Votes:	0 0.00%	0 0.00%	102 86.44%	102 86.44%
	Over Votes:	0 0.00%	0 0.00%	0 0.00%	0 0.00%
	Under Votes:	0 0.00%	0 0.00%	16 13.56%	16 13.56%
ATTORNEY GENERAL, Vote For 1					
	Wil SCHRODER	0 0.00%	0 0.00%	86 75.44%	86 75.44%
	Daniel CAMERON	0 0.00%	0 0.00%	28 24.56%	28 24.56%
	Cast Votes:	0 0.00%	0 0.00%	114 96.61%	114 96.61%
	Over Votes:	0 0.00%	0 0.00%	0 0.00%	0 0.00%
	Under Votes:	0 0.00%	0 0.00%	4 3.39%	4 3.39%
COMMISSIONER of AGRICULTURE, Vote For 1					
	Ryan F. QUARLES	0 0.00%	0 0.00%	76 76.00%	76 76.00%
	Bill POLYNIK	0 0.00%	0 0.00%	24 24.00%	24 24.00%
	Cast Votes:	0 0.00%	0 0.00%	100 84.75%	100 84.75%
	Over Votes:	0 0.00%	0 0.00%	0 0.00%	0 0.00%
	Under Votes:	0 0.00%	0 0.00%	18 15.25%	18 15.25%
GOVERNOR and LIEUTENANT GOVERNOR, Vote For 1					
	Geoffrey M."Geoff" YOUNG Joshua N. "Josh" FRENCH	0 0.00%	0 0.00%	4 5.13%	4 5.13%
	Rocky ADKINS Stephanie HORNE	0 0.00%	0 0.00%	22 28.21%	22 28.21%
	Andy BESHEAR Jacqueline COLEMAN	0 0.00%	0 0.00%	39 50.00%	39 50.00%
	Adam H. EDELEN Gill HOLLAND	0 0.00%	0 0.00%	13 16.67%	13 16.67%
	Cast Votes:	0 0.00%	0 0.00%	78 98.73%	78 98.73%
	Over Votes:	0 0.00%	0 0.00%	0 0.00%	0 0.00%
	Under Votes:	0 0.00%	0 0.00%	1 1.27%	1 1.27%


Precinct Report — Unofficial

PRIMARY ELECTION HELD ON — OFFICIAL BALLOT FOR CAMPBELL COUNTY — May 21, 2019

Total Number of Voters : 10,172 of 0 = 0.00%

Precincts Reporting 68 of 68 = 100.00%

Party	Candidate	Absentee		Early		Election		Total	
Precinct B702 (Ballots Cast: 197)									
SECRETARY of STATE, Vote For 1									
	Geoff SEBESTA	0	0.00%	0	0.00%	2	2.78%	2	2.78%
	Jason S. BELCHER	0	0.00%	0	0.00%	15	20.83%	15	20.83%
	Jason GRIFFITH	0	0.00%	0	0.00%	12	16.67%	12	16.67%
	Heather French HENRY	0	0.00%	0	0.00%	43	59.72%	43	59.72%
	Cast Votes:	0	0.00%	0	0.00%	72	91.14%	72	91.14%
	Over Votes:	0	0.00%	0	0.00%	0	0.00%	0	0.00%
	Under Votes:	0	0.00%	0	0.00%	7	8.86%	7	8.86%
AUDITOR of PUBLIC ACCOUNTS, Vote For 1									
	Chris TOBE	0	0.00%	0	0.00%	7	12.07%	7	12.07%
	Kelsey Hayes COOTS	0	0.00%	0	0.00%	21	36.21%	21	36.21%
	Drew CURTIS	0	0.00%	0	0.00%	11	18.97%	11	18.97%
	Sheri DONAHUE	0	0.00%	0	0.00%	19	32.76%	19	32.76%
	Cast Votes:	0	0.00%	0	0.00%	58	73.42%	58	73.42%
	Over Votes:	0	0.00%	0	0.00%	0	0.00%	0	0.00%
	Under Votes:	0	0.00%	0	0.00%	21	26.58%	21	26.58%
STATE TREASURER, Vote For 1									
	Josh MERS	0	0.00%	0	0.00%	19	33.93%	19	33.93%
	Michael BOWMAN	0	0.00%	0	0.00%	37	66.07%	37	66.07%
	Cast Votes:	0	0.00%	0	0.00%	56	70.89%	56	70.89%
	Over Votes:	0	0.00%	0	0.00%	0	0.00%	0	0.00%
	Under Votes:	0	0.00%	0	0.00%	23	29.11%	23	29.11%
COMMISSIONER of AGRICULTURE, Vote For 1									
	Joe TRIGG	0	0.00%	0	0.00%	25	45.45%	25	45.45%
	Robert Haley CONWAY	0	0.00%	0	0.00%	30	54.55%	30	54.55%
	Cast Votes:	0	0.00%	0	0.00%	55	69.62%	55	69.62%
	Over Votes:	0	0.00%	0	0.00%	0	0.00%	0	0.00%
	Under Votes:	0	0.00%	0	0.00%	24	30.38%	24	30.38%



Precinct Report — Unofficial MAY 30 2019
PRIMARY ELECTION HELD ON — OFFICIAL BALLOT FOR CAMPBELL COUNTY May 21, 2019

Total Number of Voters : 10,172 of 0 = 0.00%


Party	Candidate	Absentee		Early		Election		Total	
Precinct A703 (Ballots Cast: 213)									
GOVERNOR and LIEUTENANT GOVERNOR, Vote For 1									
	William E. WOODS Justin B. MILLER	0	0.00%	0	0.00%	10	9.90%	10	9.90%
	Matthew G. BEVIN Ralph A. ALVARADO	0	0.00%	0	0.00%	49	48.51%	49	48.51%
	Robert GOFORTH Michael T. HOGAN	0	0.00%	0	0.00%	41	40.59%	41	40.59%
	Ike LAWRENCE James Anthony ROSE	0	0.00%	0	0.00%	1	0.99%	1	0.99%
	Cast Votes:	0	0.00%	0	0.00%	101	100.00%	101	100.00%
	Over Votes:	0	0.00%	0	0.00%	0	0.00%	0	0.00%
	Under Votes:	0	0.00%	0	0.00%	0	0.00%	0	0.00%
SECRETARY of STATE, Vote For 1									
	Carl NETT	0	0.00%	0	0.00%	15	17.05%	15	17.05%
	Michael G. ADAMS	0	0.00%	0	0.00%	16	18.18%	16	18.18%
	Andrew ENGLISH	0	0.00%	0	0.00%	17	19.32%	17	19.32%
	Stephen L. KNIPPER	0	0.00%	0	0.00%	40	45.45%	40	45.45%
	Cast Votes:	0	0.00%	0	0.00%	88	87.13%	88	87.13%
	Over Votes:	0	0.00%	0	0.00%	0	0.00%	0	0.00%
	Under Votes:	0	0.00%	0	0.00%	13	12.87%	13	12.87%
ATTORNEY GENERAL, Vote For 1									
	Wil SCHRODER	0	0.00%	0	0.00%	77	77.78%	77	77.78%
	Daniel CAMERON	0	0.00%	0	0.00%	22	22.22%	22	22.22%
	Cast Votes:	0	0.00%	0	0.00%	99	98.02%	99	98.02%
	Over Votes:	0	0.00%	0	0.00%	0	0.00%	0	0.00%
	Under Votes:	0	0.00%	0	0.00%	2	1.98%	2	1.98%
COMMISSIONER of AGRICULTURE, Vote For 1									
	Ryan F. QUARLES	0	0.00%	0	0.00%	68	75.56%	68	75.56%
	Bill POLYNIK	0	0.00%	0	0.00%	22	24.44%	22	24.44%
	Cast Votes:	0	0.00%	0	0.00%	90	89.11%	90	89.11%
	Over Votes:	0	0.00%	0	0.00%	0	0.00%	0	0.00%
	Under Votes:	0	0.00%	0	0.00%	11	10.89%	11	10.89%
GOVERNOR and LIEUTENANT GOVERNOR, Vote For 1									
	Geoffrey M."Geoff" YOUNG Joshua N. "Josh" FRENCH	0	0.00%	0	0.00%	7	6.25%	7	6.25%
	Rocky ADKINS Stephanie HORNE	0	0.00%	0	0.00%	15	13.39%	15	13.39%
	Andy BESHEAR Jacqueline COLEMAN	0	0.00%	0	0.00%	52	46.43%	52	46.43%
	Adam H. EDELEN Gill HOLLAND	0	0.00%	0	0.00%	38	33.93%	38	33.93%
	Cast Votes:	0	0.00%	0	0.00%	112	100.00%	112	100.00%
	Over Votes:	0	0.00%	0	0.00%	0	0.00%	0	0.00%
	Under Votes:	0	0.00%	0	0.00%	0	0.00%	0	0.00%

Precinct Report — Unofficial
PRIMARY ELECTION HELD ON — OFFICIAL BALLOT FOR CAMPBELL COUNTY — May 21, 2019


Total Number of Voters : 10,172 of 0 = 0.00%

Precincts Reporting 68 of 68 = 100.00%

Party	Candidate	Absentee		Early		Election		Total	
Precinct A703 (Ballots Cast: 213)									
SECRETARY of STATE, Vote For 1									
	Geoff SEBESTA	0	0.00%	0	0.00%	8	7.27%	8	7.27%
	Jason S. BELCHER	0	0.00%	0	0.00%	11	10.00%	11	10.00%
	Jason GRIFFITH	0	0.00%	0	0.00%	15	13.64%	15	13.64%
	Heather French HENRY	0	0.00%	0	0.00%	76	69.09%	76	69.09%
	Cast Votes:	0	0.00%	0	0.00%	110	98.21%	110	98.21%
	Over Votes:	0	0.00%	0	0.00%	0	0.00%	0	0.00%
	Under Votes:	0	0.00%	0	0.00%	2	1.79%	2	1.79%
AUDITOR of PUBLIC ACCOUNTS, Vote For 1									
	Chris TOBE	0	0.00%	0	0.00%	19	17.76%	19	17.76%
	Kelsey Hayes COOTS	0	0.00%	0	0.00%	37	34.58%	37	34.58%
	Drew CURTIS	0	0.00%	0	0.00%	12	11.21%	12	11.21%
	Sheri DONAHUE	0	0.00%	0	0.00%	39	36.45%	39	36.45%
	Cast Votes:	0	0.00%	0	0.00%	107	95.54%	107	95.54%
	Over Votes:	0	0.00%	0	0.00%	0	0.00%	0	0.00%
	Under Votes:	0	0.00%	0	0.00%	5	4.46%	5	4.46%
STATE TREASURER, Vote For 1									
	Josh MERS	0	0.00%	0	0.00%	41	40.20%	41	40.20%
	Michael BOWMAN	0	0.00%	0	0.00%	61	59.80%	61	59.80%
	Cast Votes:	0	0.00%	0	0.00%	102	91.07%	102	91.07%
	Over Votes:	0	0.00%	0	0.00%	0	0.00%	0	0.00%
	Under Votes:	0	0.00%	0	0.00%	10	8.93%	10	8.93%
COMMISSIONER of AGRICULTURE, Vote For 1									
	Joe TRIGG	0	0.00%	0	0.00%	50	49.02%	50	49.02%
	Robert Haley CONWAY	0	0.00%	0	0.00%	52	50.98%	52	50.98%
	Cast Votes:	0	0.00%	0	0.00%	102	91.07%	102	91.07%
	Over Votes:	0	0.00%	0	0.00%	0	0.00%	0	0.00%
	Under Votes:	0	0.00%	0	0.00%	10	8.93%	10	8.93%



Precinct Report — Unofficial
PRIMARY ELECTION HELD ON — OFFICIAL BALLOT FOR CAMPBELL COUNTY — May 21, 2019



05/21/2019 07:41 PM

Precincts Reporting 68 of 68 = 100.00%

Total Number of Voters : 10,172 of 0 = 0.00%


Party	Candidate	Absentee	Early	Election	Total
Precinct B704 (Ballots Cast: 192)					
GOVERNOR and LIEUTENANT GOVERNOR, Vote For 1					
	William E. WOODS Justin B. MILLER	0 0.00%	0 0.00%	9 8.74%	9 8.74%
	Matthew G. BEVIN Ralph A. ALVARADO	0 0.00%	0 0.00%	56 54.37%	56 54.37%
	Robert GOFORTH Michael T. HOGAN	0 0.00%	0 0.00%	38 36.89%	38 36.89%
	Ike LAWRENCE James Anthony ROSE	0 0.00%	0 0.00%	0 0.00%	0 0.00%
	Cast Votes:	0 0.00%	0 0.00%	103 98.10%	103 98.10%
	Over Votes:	0 0.00%	0 0.00%	0 0.00%	0 0.00%
	Under Votes:	0 0.00%	0 0.00%	2 1.90%	2 1.90%
SECRETARY of STATE, Vote For 1					
	Carl NETT	0 0.00%	0 0.00%	11 11.83%	11 11.83%
	Michael G. ADAMS	0 0.00%	0 0.00%	34 36.56%	34 36.56%
	Andrew ENGLISH	0 0.00%	0 0.00%	16 17.20%	16 17.20%
	Stephen L. KNIPPER	0 0.00%	0 0.00%	32 34.41%	32 34.41%
	Cast Votes:	0 0.00%	0 0.00%	93 88.57%	93 88.57%
	Over Votes:	0 0.00%	0 0.00%	0 0.00%	0 0.00%
	Under Votes:	0 0.00%	0 0.00%	12 11.43%	12 11.43%
ATTORNEY GENERAL, Vote For 1					
	Wil SCHRODER	0 0.00%	0 0.00%	79 78.22%	79 78.22%
	Daniel CAMERON	0 0.00%	0 0.00%	22 21.78%	22 21.78%
	Cast Votes:	0 0.00%	0 0.00%	101 96.19%	101 96.19%
	Over Votes:	0 0.00%	0 0.00%	0 0.00%	0 0.00%
	Under Votes:	0 0.00%	0 0.00%	4 3.81%	4 3.81%
COMMISSIONER of AGRICULTURE, Vote For 1					
	Ryan F. QUARLES	0 0.00%	0 0.00%	75 85.23%	75 85.23%
	Bill POLYNIK	0 0.00%	0 0.00%	13 14.77%	13 14.77%
	Cast Votes:	0 0.00%	0 0.00%	88 83.81%	88 83.81%
	Over Votes:	0 0.00%	0 0.00%	0 0.00%	0 0.00%
	Under Votes:	0 0.00%	0 0.00%	17 16.19%	17 16.19%
GOVERNOR and LIEUTENANT GOVERNOR, Vote For 1					
	Geoffrey M."Geoff" YOUNG Joshua N. "Josh" FRENCH	0 0.00%	0 0.00%	2 2.33%	2 2.33%
	Rocky ADKINS Stephanie HORNE	0 0.00%	0 0.00%	22 25.58%	22 25.58%
	Andy BESHEAR Jacqueline COLEMAN	0 0.00%	0 0.00%	38 44.19%	38 44.19%
	Adam H. EDELEN Gill HOLLAND	0 0.00%	0 0.00%	24 27.91%	24 27.91%
	Cast Votes:	0 0.00%	0 0.00%	86 98.85%	86 98.85%
	Over Votes:	0 0.00%	0 0.00%	0 0.00%	0 0.00%
	Under Votes:	0 0.00%	0 0.00%	1 1.15%	1 1.15%

Precinct Report — Unofficial
PRIMARY ELECTION HELD ON — OFFICIAL BALLOT FOR CAMPBELL COUNTY — May 21, 2019

Total Number of Voters : 10,172 of 0 = 0.00%

Precincts Reporting 68 of 68 = 100.00%

Party	Candidate	Absentee		Early		Election		Total	
Precinct B704 (Ballots Cast: 192)									
SECRETARY of STATE, Vote For 1									
	Geoff SEBESTA	0	0.00%	0	0.00%	4	4.71%	4	4.71%
	Jason S. BELCHER	0	0.00%	0	0.00%	9	10.59%	9	10.59%
	Jason GRIFFITH	0	0.00%	0	0.00%	14	16.47%	14	16.47%
	Heather French HENRY	0	0.00%	0	0.00%	58	68.24%	58	68.24%
	Cast Votes:	0	0.00%	0	0.00%	85	97.70%	85	97.70%
	Over Votes:	0	0.00%	0	0.00%	0	0.00%	0	0.00%
	Under Votes:	0	0.00%	0	0.00%	2	2.30%	2	2.30%
AUDITOR of PUBLIC ACCOUNTS, Vote For 1									
	Chris TOBE	0	0.00%	0	0.00%	14	17.95%	14	17.95%
	Kelsey Hayes COOTS	0	0.00%	0	0.00%	22	28.21%	22	28.21%
	Drew CURTIS	0	0.00%	0	0.00%	11	14.10%	11	14.10%
	Sheri DONAHUE	0	0.00%	0	0.00%	31	39.74%	31	39.74%
	Cast Votes:	0	0.00%	0	0.00%	78	89.66%	78	89.66%
	Over Votes:	0	0.00%	0	0.00%	0	0.00%	0	0.00%
	Under Votes:	0	0.00%	0	0.00%	9	10.34%	9	10.34%
STATE TREASURER, Vote For 1									
	Josh MERS	0	0.00%	0	0.00%	33	43.42%	33	43.42%
	Michael BOWMAN	0	0.00%	0	0.00%	43	56.58%	43	56.58%
	Cast Votes:	0	0.00%	0	0.00%	76	87.36%	76	87.36%
	Over Votes:	0	0.00%	0	0.00%	0	0.00%	0	0.00%
	Under Votes:	0	0.00%	0	0.00%	11	12.64%	11	12.64%
COMMISSIONER of AGRICULTURE, Vote For 1									
	Joe TRIGG	0	0.00%	0	0.00%	37	47.44%	37	47.44%
	Robert Haley CONWAY	0	0.00%	0	0.00%	41	52.56%	41	52.56%
	Cast Votes:	0	0.00%	0	0.00%	78	89.66%	78	89.66%
	Over Votes:	0	0.00%	0	0.00%	0	0.00%	0	0.00%
	Under Votes:	0	0.00%	0	0.00%	9	10.34%	9	10.34%



Precinct Report — Unofficial MAY 30 2019
 PRIMARY ELECTION HELD ON — OFFICIAL BALLOT FOR CAMPBELL COUNTY — May 21, 2019

Page 39 of 136

BY: _____

05/21/2019 07:41 PM

Total Number of Voters : 10,172 of 0 = 0.00%

Precincts Reporting 68 of 68 = 100.00%


Party	Candidate	Absentee		Early		Election		Total	
Precinct B705 (Ballots Cast: 124)									
GOVERNOR and LIEUTENANT GOVERNOR, Vote For 1									
	William E. WOODS Justin B. MILLER	0	0.00%	0	0.00%	10	12.20%	10	12.20%
	Matthew G. BEVIN Ralph A. ALVARADO	0	0.00%	0	0.00%	45	54.88%	45	54.88%
	Robert GOFORTH Michael T. HOGAN	0	0.00%	0	0.00%	25	30.49%	25	30.49%
	Ike LAWRENCE James Anthony ROSE	0	0.00%	0	0.00%	2	2.44%	2	2.44%
	Cast Votes:	0	0.00%	0	0.00%	82	100.00%	82	100.00%
	Over Votes:	0	0.00%	0	0.00%	0	0.00%	0	0.00%
	Under Votes:	0	0.00%	0	0.00%	0	0.00%	0	0.00%
SECRETARY of STATE, Vote For 1									
	Carl NETT	0	0.00%	0	0.00%	6	8.11%	6	8.11%
	Michael G. ADAMS	0	0.00%	0	0.00%	13	17.57%	13	17.57%
	Andrew ENGLISH	0	0.00%	0	0.00%	29	39.19%	29	39.19%
	Stephen L. KNIPPER	0	0.00%	0	0.00%	26	35.14%	26	35.14%
	Cast Votes:	0	0.00%	0	0.00%	74	90.24%	74	90.24%
	Over Votes:	0	0.00%	0	0.00%	0	0.00%	0	0.00%
	Under Votes:	0	0.00%	0	0.00%	8	9.76%	8	9.76%
ATTORNEY GENERAL, Vote For 1									
	Wil SCHRODER	0	0.00%	0	0.00%	70	85.37%	70	85.37%
	Daniel CAMERON	0	0.00%	0	0.00%	12	14.63%	12	14.63%
	Cast Votes:	0	0.00%	0	0.00%	82	100.00%	82	100.00%
	Over Votes:	0	0.00%	0	0.00%	0	0.00%	0	0.00%
	Under Votes:	0	0.00%	0	0.00%	0	0.00%	0	0.00%
COMMISSIONER of AGRICULTURE, Vote For 1									
	Ryan F. QUARLES	0	0.00%	0	0.00%	60	81.08%	60	81.08%
	Bill POLYNIK	0	0.00%	0	0.00%	14	18.92%	14	18.92%
	Cast Votes:	0	0.00%	0	0.00%	74	90.24%	74	90.24%
	Over Votes:	0	0.00%	0	0.00%	0	0.00%	0	0.00%
	Under Votes:	0	0.00%	0	0.00%	8	9.76%	8	9.76%
GOVERNOR and LIEUTENANT GOVERNOR, Vote For 1									
	Geoffrey M. "Geoff" YOUNG Joshua N. "Josh" FRENCH	0	0.00%	0	0.00%	3	7.14%	3	7.14%
	Rocky ADKINS Stephanie HORNE	0	0.00%	0	0.00%	7	16.67%	7	16.67%
	Andy BESHEAR Jacqueline COLEMAN	0	0.00%	0	0.00%	22	52.38%	22	52.38%
	Adam H. EDELEN Gill HOLLAND	0	0.00%	0	0.00%	10	23.81%	10	23.81%
	Cast Votes:	0	0.00%	0	0.00%	42	100.00%	42	100.00%
	Over Votes:	0	0.00%	0	0.00%	0	0.00%	0	0.00%
	Under Votes:	0	0.00%	0	0.00%	0	0.00%	0	0.00%

Precinct Report — Unofficial
PRIMARY ELECTION HELD ON — OFFICIAL BALLOT FOR CAMPBELL COUNTY — May 21, 2019

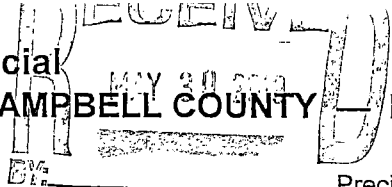
Total Number of Voters : 10,172 of 0 = 0.00%

Precincts Reporting 68 of 68 = 100.00%

Party	Candidate	Absentee	Early	Election	Total
Precinct B705 (Ballots Cast: 124)					
SECRETARY of STATE, Vote For 1					
	Geoff SEBESTA	0 0.00%	0 0.00%	5 12.20%	5 12.20%
	Jason S. BELCHER	0 0.00%	0 0.00%	3 7.32%	3 7.32%
	Jason GRIFFITH	0 0.00%	0 0.00%	5 12.20%	5 12.20%
	Heather French HENRY	0 0.00%	0 0.00%	28 68.29%	28 68.29%
	Cast Votes:	0 0.00%	0 0.00%	41 97.62%	41 97.62%
	Over Votes:	0 0.00%	0 0.00%	0 0.00%	0 0.00%
	Under Votes:	0 0.00%	0 0.00%	1 2.38%	1 2.38%
AUDITOR of PUBLIC ACCOUNTS, Vote For 1					
	Chris TOBE	0 0.00%	0 0.00%	8 22.86%	8 22.86%
	Kelsey Hayes COOTS	0 0.00%	0 0.00%	8 22.86%	8 22.86%
	Drew CURTIS	0 0.00%	0 0.00%	2 5.71%	2 5.71%
	Sheri DONAHUE	0 0.00%	0 0.00%	17 48.57%	17 48.57%
	Cast Votes:	0 0.00%	0 0.00%	35 83.33%	35 83.33%
	Over Votes:	0 0.00%	0 0.00%	0 0.00%	0 0.00%
	Under Votes:	0 0.00%	0 0.00%	7 16.67%	7 16.67%
STATE TREASURER, Vote For 1					
	Josh MERS	0 0.00%	0 0.00%	11 31.43%	11 31.43%
	Michael BOWMAN	0 0.00%	0 0.00%	24 68.57%	24 68.57%
	Cast Votes:	0 0.00%	0 0.00%	35 83.33%	35 83.33%
	Over Votes:	0 0.00%	0 0.00%	0 0.00%	0 0.00%
	Under Votes:	0 0.00%	0 0.00%	7 16.67%	7 16.67%
COMMISSIONER of AGRICULTURE, Vote For 1					
	Joe TRIGG	0 0.00%	0 0.00%	12 33.33%	12 33.33%
	Robert Haley CONWAY	0 0.00%	0 0.00%	24 66.67%	24 66.67%
	Cast Votes:	0 0.00%	0 0.00%	36 85.71%	36 85.71%
	Over Votes:	0 0.00%	0 0.00%	0 0.00%	0 0.00%
	Under Votes:	0 0.00%	0 0.00%	6 14.29%	6 14.29%



Precinct Report — Unofficial
PRIMARY ELECTION HELD ON — OFFICIAL BALLOT FOR CAMPBELL COUNTY — May 21, 2019



05/21/2019 07:41 PM

Precincts Reporting 68 of 68 = 100.00%

Total Number of Voters : 10,172 of 0 = 0.00%


Party	Candidate	Absentee		Early		Election		Total	
Precinct B706 (Ballots Cast: 284)									
GOVERNOR and LIEUTENANT GOVERNOR, Vote For 1									
	William E. WOODS Justin B. MILLER	0	0.00%	0	0.00%	10	8.00%	10	8.00%
	Matthew G. BEVIN Ralph A. ALVARADO	0	0.00%	0	0.00%	74	59.20%	74	59.20%
	Robert GOFORTH Michael T. HOGAN	0	0.00%	0	0.00%	40	32.00%	40	32.00%
	Ike LAWRENCE James Anthony ROSE	0	0.00%	0	0.00%	1	0.80%	1	0.80%
	Cast Votes:	0	0.00%	0	0.00%	125	96.90%	125	96.90%
	Over Votes:	0	0.00%	0	0.00%	0	0.00%	0	0.00%
	Under Votes:	0	0.00%	0	0.00%	4	3.10%	4	3.10%
SECRETARY of STATE, Vote For 1									
	Carl NETT	0	0.00%	0	0.00%	11	10.38%	11	10.38%
	Michael G. ADAMS	0	0.00%	0	0.00%	28	26.42%	28	26.42%
	Andrew ENGLISH	0	0.00%	0	0.00%	19	17.92%	19	17.92%
	Stephen L. KNIPPER	0	0.00%	0	0.00%	48	45.28%	48	45.28%
	Cast Votes:	0	0.00%	0	0.00%	106	82.17%	106	82.17%
	Over Votes:	0	0.00%	0	0.00%	0	0.00%	0	0.00%
	Under Votes:	0	0.00%	0	0.00%	23	17.83%	23	17.83%
ATTORNEY GENERAL, Vote For 1									
	Wil SCHRODER	0	0.00%	0	0.00%	104	84.55%	104	84.55%
	Daniel CAMERON	0	0.00%	0	0.00%	19	15.45%	19	15.45%
	Cast Votes:	0	0.00%	0	0.00%	123	95.35%	123	95.35%
	Over Votes:	0	0.00%	0	0.00%	0	0.00%	0	0.00%
	Under Votes:	0	0.00%	0	0.00%	6	4.65%	6	4.65%
COMMISSIONER of AGRICULTURE, Vote For 1									
	Ryan F. QUARLES	0	0.00%	0	0.00%	83	83.00%	83	83.00%
	Bill POLYNIK	0	0.00%	0	0.00%	17	17.00%	17	17.00%
	Cast Votes:	0	0.00%	0	0.00%	100	77.52%	100	77.52%
	Over Votes:	0	0.00%	0	0.00%	0	0.00%	0	0.00%
	Under Votes:	0	0.00%	0	0.00%	29	22.48%	29	22.48%
GOVERNOR and LIEUTENANT GOVERNOR, Vote For 1									
	Geoffrey M. "Geoff" YOUNG Joshua N. "Josh" FRENCH	0	0.00%	0	0.00%	5	3.27%	5	3.27%
	Rocky ADKINS Stephanie HORNE	0	0.00%	0	0.00%	31	20.26%	31	20.26%
	Andy BESHEAR Jacqueline COLEMAN	0	0.00%	0	0.00%	85	55.56%	85	55.56%
	Adam H. EDELEN Gill HOLLAND	0	0.00%	0	0.00%	32	20.92%	32	20.92%
	Cast Votes:	0	0.00%	0	0.00%	153	98.71%	153	98.71%
	Over Votes:	0	0.00%	0	0.00%	1	0.65%	1	0.65%
	Under Votes:	0	0.00%	0	0.00%	1	0.65%	1	0.65%

Precinct Report — Unofficial
PRIMARY ELECTION HELD ON — OFFICIAL BALLOT FOR CAMPBELL COUNTY — May 21, 2019


Total Number of Voters : 10,172 of 0 = 0.00%

Precincts Reporting 68 of 68 = 100.00%

Party	Candidate	Absentee	Early	Election	Total
Precinct B706 (Ballots Cast: 284)					
SECRETARY of STATE, Vote For 1					
	Geoff SEBESTA	0 0.00%	0 0.00%	6 4.05%	6 4.05%
	Jason S. BELCHER	0 0.00%	0 0.00%	15 10.14%	15 10.14%
	Jason GRIFFITH	0 0.00%	0 0.00%	10 6.76%	10 6.76%
	Heather French HENRY	0 0.00%	0 0.00%	117 79.05%	117 79.05%
	Cast Votes:	0 0.00%	0 0.00%	148 95.48%	148 95.48%
	Over Votes:	0 0.00%	0 0.00%	0 0.00%	0 0.00%
	Under Votes:	0 0.00%	0 0.00%	7 4.52%	7 4.52%
AUDITOR of PUBLIC ACCOUNTS, Vote For 1					
	Chris TOBE	0 0.00%	0 0.00%	29 21.01%	29 21.01%
	Kelsey Hayes COOTS	0 0.00%	0 0.00%	36 26.09%	36 26.09%
	Drew CURTIS	0 0.00%	0 0.00%	11 7.97%	11 7.97%
	Sheri DONAHUE	0 0.00%	0 0.00%	62 44.93%	62 44.93%
	Cast Votes:	0 0.00%	0 0.00%	138 89.03%	138 89.03%
	Over Votes:	0 0.00%	0 0.00%	0 0.00%	0 0.00%
	Under Votes:	0 0.00%	0 0.00%	17 10.97%	17 10.97%
STATE TREASURER, Vote For 1					
	Josh MERS	0 0.00%	0 0.00%	61 46.56%	61 46.56%
	Michael BOWMAN	0 0.00%	0 0.00%	70 53.44%	70 53.44%
	Cast Votes:	0 0.00%	0 0.00%	131 84.52%	131 84.52%
	Over Votes:	0 0.00%	0 0.00%	0 0.00%	0 0.00%
	Under Votes:	0 0.00%	0 0.00%	24 15.48%	24 15.48%
COMMISSIONER of AGRICULTURE, Vote For 1					
	Joe TRIGG	0 0.00%	0 0.00%	65 48.15%	65 48.15%
	Robert Haley CONWAY	0 0.00%	0 0.00%	70 51.85%	70 51.85%
	Cast Votes:	0 0.00%	0 0.00%	135 87.10%	135 87.10%
	Over Votes:	0 0.00%	0 0.00%	0 0.00%	0 0.00%
	Under Votes:	0 0.00%	0 0.00%	20 12.90%	20 12.90%



Precinct Report — Unofficial
PRIMARY ELECTION HELD ON — OFFICIAL BALLOT FOR CAMPBELL COUNTY — May 21, 2019



05/21/2019 07:41 PM

Precincts Reporting 68 of 68 = 100.00%

Total Number of Voters : 10,172 of 0 = 0.00%


Party	Candidate	Absentee	Early	Election	Total
Precinct C101 (Ballots Cast: 114)					
GOVERNOR and LIEUTENANT GOVERNOR, Vote For 1					
	William E. WOODS Justin B. MILLER	0 0.00%	0 0.00%	5 11.63%	5 11.63%
	Matthew G. BEVIN Ralph A. ALVARADO	0 0.00%	0 0.00%	11 25.58%	11 25.58%
	Robert GOFORTH Michael T. HOGAN	0 0.00%	0 0.00%	25 58.14%	25 58.14%
	Ike LAWRENCE James Anthony ROSE	0 0.00%	0 0.00%	2 4.65%	2 4.65%
	Cast Votes:	0 0.00%	0 0.00%	43 95.56%	43 95.56%
	Over Votes:	0 0.00%	0 0.00%	0 0.00%	0 0.00%
	Under Votes:	0 0.00%	0 0.00%	2 4.44%	2 4.44%
SECRETARY of STATE, Vote For 1					
	Carl NETT	0 0.00%	0 0.00%	11 28.21%	11 28.21%
	Michael G. ADAMS	0 0.00%	0 0.00%	9 23.08%	9 23.08%
	Andrew ENGLISH	0 0.00%	0 0.00%	8 20.51%	8 20.51%
	Stephen L. KNIPPER	0 0.00%	0 0.00%	11 28.21%	11 28.21%
	Cast Votes:	0 0.00%	0 0.00%	39 86.67%	39 86.67%
	Over Votes:	0 0.00%	0 0.00%	0 0.00%	0 0.00%
	Under Votes:	0 0.00%	0 0.00%	6 13.33%	6 13.33%
ATTORNEY GENERAL, Vote For 1					
	Wii SCHRODER	0 0.00%	0 0.00%	28 66.67%	28 66.67%
	Daniel CAMERON	0 0.00%	0 0.00%	14 33.33%	14 33.33%
	Cast Votes:	0 0.00%	0 0.00%	42 93.33%	42 93.33%
	Over Votes:	0 0.00%	0 0.00%	0 0.00%	0 0.00%
	Under Votes:	0 0.00%	0 0.00%	3 6.67%	3 6.67%
COMMISSIONER of AGRICULTURE, Vote For 1					
	Ryan F. QUARLES	0 0.00%	0 0.00%	27 71.05%	27 71.05%
	Bill POLYNIK	0 0.00%	0 0.00%	11 28.95%	11 28.95%
	Cast Votes:	0 0.00%	0 0.00%	38 84.44%	38 84.44%
	Over Votes:	0 0.00%	0 0.00%	0 0.00%	0 0.00%
	Under Votes:	0 0.00%	0 0.00%	7 15.56%	7 15.56%
GOVERNOR and LIEUTENANT GOVERNOR, Vote For 1					
	Geoffrey M."Geoff" YOUNG Joshua N. "Josh" FRENCH	0 0.00%	0 0.00%	7 10.29%	7 10.29%
	Rocky ADKINS Stephanie HORNE	0 0.00%	0 0.00%	9 13.24%	9 13.24%
	Andy BESHEAR Jacqueline COLEMAN	0 0.00%	0 0.00%	28 41.18%	28 41.18%
	Adam H. EDELEN Gill HOLLAND	0 0.00%	0 0.00%	24 35.29%	24 35.29%
	Cast Votes:	0 0.00%	0 0.00%	68 98.55%	68 98.55%
	Over Votes:	0 0.00%	0 0.00%	0 0.00%	0 0.00%
	Under Votes:	0 0.00%	0 0.00%	1 1.45%	1 1.45%

Precinct Report — Unofficial
PRIMARY ELECTION HELD ON — OFFICIAL BALLOT FOR CAMPBELL COUNTY — May 21, 2019


Total Number of Voters : 10,172 of 0 = 0.00%

Precincts Reporting 68 of 68 = 100.00%

Party	Candidate	Absentee	Early	Election	Total
Precinct C101 (Ballots Cast: 114)					
SECRETARY of STATE, Vote For 1					
	Geoff SEBESTA	0 0.00%	0 0.00%	11 16.42%	11 16.42%
	Jason S. BELCHER	0 0.00%	0 0.00%	6 8.96%	6 8.96%
	Jason GRIFFITH	0 0.00%	0 0.00%	4 5.97%	4 5.97%
	Heather French HENRY	0 0.00%	0 0.00%	46 68.66%	46 68.66%
	Cast Votes:	0 0.00%	0 0.00%	67 97.10%	67 97.10%
	Over Votes:	0 0.00%	0 0.00%	0 0.00%	0 0.00%
	Under Votes:	0 0.00%	0 0.00%	2 2.90%	2 2.90%
AUDITOR of PUBLIC ACCOUNTS, Vote For 1					
	Chris TOBE	0 0.00%	0 0.00%	11 17.74%	11 17.74%
	Kelsey Hayes COOTS	0 0.00%	0 0.00%	27 43.55%	27 43.55%
	Drew CURTIS	0 0.00%	0 0.00%	5 8.06%	5 8.06%
	Sheri DONAHUE	0 0.00%	0 0.00%	19 30.65%	19 30.65%
	Cast Votes:	0 0.00%	0 0.00%	62 89.86%	62 89.86%
	Over Votes:	0 0.00%	0 0.00%	0 0.00%	0 0.00%
	Under Votes:	0 0.00%	0 0.00%	7 10.14%	7 10.14%
STATE TREASURER, Vote For 1					
	Josh MERS	0 0.00%	0 0.00%	29 48.33%	29 48.33%
	Michael BOWMAN	0 0.00%	0 0.00%	31 51.67%	31 51.67%
	Cast Votes:	0 0.00%	0 0.00%	60 86.96%	60 86.96%
	Over Votes:	0 0.00%	0 0.00%	0 0.00%	0 0.00%
	Under Votes:	0 0.00%	0 0.00%	9 13.04%	9 13.04%
COMMISSIONER of AGRICULTURE, Vote For 1					
	Joe TRIGG	0 0.00%	0 0.00%	24 39.34%	24 39.34%
	Robert Haley CONWAY	0 0.00%	0 0.00%	37 60.66%	37 60.66%
	Cast Votes:	0 0.00%	0 0.00%	61 88.41%	61 88.41%
	Over Votes:	0 0.00%	0 0.00%	0 0.00%	0 0.00%
	Under Votes:	0 0.00%	0 0.00%	8 11.59%	8 11.59%



Precinct Report — Unofficial
PRIMARY ELECTION HELD ON — OFFICIAL BALLOT FOR CAMPBELL COUNTY — May 21, 2019



05/21/2019 07:41 PM

Total Number of Voters : 10,172 of 0 = 0.00%

Precincts Reporting 68 of 68 = 100.00%

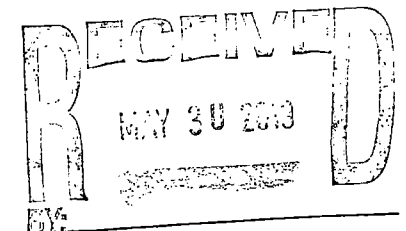
Party	Candidate	Absentee	Early	Election	Total
Precinct C102 (Ballots Cast: 151)					
GOVERNOR and LIEUTENANT GOVERNOR, Vote For 1					
	William E. WOODS Justin B. MILLER	0 0.00%	0 0.00%	4 6.45%	4 6.45%
	Matthew G. BEVIN Ralph A. ALVARADO	0 0.00%	0 0.00%	21 33.87%	21 33.87%
	Robert GOFORTH Michael T. HOGAN	0 0.00%	0 0.00%	34 54.84%	34 54.84%
	Ike LAWRENCE James Anthony ROSE	0 0.00%	0 0.00%	3 4.84%	3 4.84%
	Cast Votes:	0 0.00%	0 0.00%	62 100.00%	62 100.00%
	Over Votes:	0 0.00%	0 0.00%	0 0.00%	0 0.00%
	Under Votes:	0 0.00%	0 0.00%	0 0.00%	0 0.00%
SECRETARY of STATE, Vote For 1					
	Carl NETT	0 0.00%	0 0.00%	4 7.69%	4 7.69%
	Michael G. ADAMS	0 0.00%	0 0.00%	14 26.92%	14 26.92%
	Andrew ENGLISH	0 0.00%	0 0.00%	19 36.54%	19 36.54%
	Stephen L. KNIPPER	0 0.00%	0 0.00%	15 28.85%	15 28.85%
	Cast Votes:	0 0.00%	0 0.00%	52 83.87%	52 83.87%
	Over Votes:	0 0.00%	0 0.00%	0 0.00%	0 0.00%
	Under Votes:	0 0.00%	0 0.00%	10 16.13%	10 16.13%
ATTORNEY GENERAL, Vote For 1					
	Wil SCHRODER	0 0.00%	0 0.00%	40 67.80%	40 67.80%
	Daniel CAMERON	0 0.00%	0 0.00%	19 32.20%	19 32.20%
	Cast Votes:	0 0.00%	0 0.00%	59 95.16%	59 95.16%
	Over Votes:	0 0.00%	0 0.00%	0 0.00%	0 0.00%
	Under Votes:	0 0.00%	0 0.00%	3 4.84%	3 4.84%
COMMISSIONER of AGRICULTURE, Vote For 1					
	Ryan F. QUARLES	0 0.00%	0 0.00%	39 79.59%	39 79.59%
	Bill POLYNIAC	0 0.00%	0 0.00%	10 20.41%	10 20.41%
	Cast Votes:	0 0.00%	0 0.00%	49 79.03%	49 79.03%
	Over Votes:	0 0.00%	0 0.00%	0 0.00%	0 0.00%
	Under Votes:	0 0.00%	0 0.00%	13 20.97%	13 20.97%
GOVERNOR and LIEUTENANT GOVERNOR, Vote For 1					
	Geoffrey M. "Geoff" YOUNG Joshua N. "Josh" FRENCH	0 0.00%	0 0.00%	4 4.55%	4 4.55%
	Rocky ADKINS Stephanie HORNE	0 0.00%	0 0.00%	17 19.32%	17 19.32%
	Andy BESHEAR Jacqueline COLEMAN	0 0.00%	0 0.00%	47 53.41%	47 53.41%
	Adam H. EDELEN Gill HOLLAND	0 0.00%	0 0.00%	20 22.73%	20 22.73%
	Cast Votes:	0 0.00%	0 0.00%	88 98.88%	88 98.88%
	Over Votes:	0 0.00%	0 0.00%	0 0.00%	0 0.00%
	Under Votes:	0 0.00%	0 0.00%	1 1.12%	1 1.12%

Precinct Report — Unofficial
PRIMARY ELECTION HELD ON — OFFICIAL BALLOT FOR CAMPBELL COUNTY — May 21, 2019


Total Number of Voters : 10,172 of 0 = 0.00%

Precincts Reporting 68 of 68 = 100.00%

Party	Candidate	Absentee	Early	Election	Total
Precinct C102 (Ballots Cast: 151)					
SECRETARY of STATE, Vote For 1					
	Geoff SEBESTA	0 0.00%	0 0.00%	2 2.50%	2 2.50%
	Jason S. BELCHER	0 0.00%	0 0.00%	10 12.50%	10 12.50%
	Jason GRIFFITH	0 0.00%	0 0.00%	7 8.75%	7 8.75%
	Heather French HENRY	0 0.00%	0 0.00%	61 76.25%	61 76.25%
	Cast Votes:	0 0.00%	0 0.00%	80 89.89%	80 89.89%
	Over Votes:	0 0.00%	0 0.00%	0 0.00%	0 0.00%
	Under Votes:	0 0.00%	0 0.00%	9 10.11%	9 10.11%
AUDITOR of PUBLIC ACCOUNTS, Vote For 1					
	Chris TOBE	0 0.00%	0 0.00%	11 14.29%	11 14.29%
	Kelsey Hayes COOTS	0 0.00%	0 0.00%	26 33.77%	26 33.77%
	Drew CURTIS	0 0.00%	0 0.00%	9 11.69%	9 11.69%
	Sheri DONAHUE	0 0.00%	0 0.00%	31 40.26%	31 40.26%
	Cast Votes:	0 0.00%	0 0.00%	77 86.52%	77 86.52%
	Over Votes:	0 0.00%	0 0.00%	0 0.00%	0 0.00%
	Under Votes:	0 0.00%	0 0.00%	12 13.48%	12 13.48%
STATE TREASURER, Vote For 1					
	Josh MERS	0 0.00%	0 0.00%	30 38.96%	30 38.96%
	Michael BOWMAN	0 0.00%	0 0.00%	47 61.04%	47 61.04%
	Cast Votes:	0 0.00%	0 0.00%	77 86.52%	77 86.52%
	Over Votes:	0 0.00%	0 0.00%	0 0.00%	0 0.00%
	Under Votes:	0 0.00%	0 0.00%	12 13.48%	12 13.48%
COMMISSIONER of AGRICULTURE, Vote For 1					
	Joe TRIGG	0 0.00%	0 0.00%	38 50.00%	38 50.00%
	Robert Haley CONWAY	0 0.00%	0 0.00%	38 50.00%	38 50.00%
	Cast Votes:	0 0.00%	0 0.00%	76 85.39%	76 85.39%
	Over Votes:	0 0.00%	0 0.00%	0 0.00%	0 0.00%
	Under Votes:	0 0.00%	0 0.00%	13 14.61%	13 14.61%



Precinct Report — Unofficial
PRIMARY ELECTION HELD ON — OFFICIAL BALLOT FOR CAMPBELL COUNTY — May 21, 2019



Total Number of Voters : 10,172 of 0 = 0.00%

Precincts Reporting 68 of 68 = 100.00%

Party	Candidate	Absentee	Early	Election	Total
Precinct C103 (Ballots Cast: 85)					
GOVERNOR and LIEUTENANT GOVERNOR, Vote For 1					
	William E. WOODS Justin B. MILLER	0 0.00%	0 0.00%	7 18.42%	7 18.42%
	Matthew G. BEVIN Ralph A. ALVARADO	0 0.00%	0 0.00%	16 42.11%	16 42.11%
	Robert GOFORTH Michael T. HOGAN	0 0.00%	0 0.00%	13 34.21%	13 34.21%
	Ike LAWRENCE James Anthony ROSE	0 0.00%	0 0.00%	2 5.26%	2 5.26%
	Cast Votes:	0 0.00%	0 0.00%	38 100.00%	38 100.00%
	Over Votes:	0 0.00%	0 0.00%	0 0.00%	0 0.00%
	Under Votes:	0 0.00%	0 0.00%	0 0.00%	0 0.00%
SECRETARY of STATE, Vote For 1					
	Carl NETT	0 0.00%	0 0.00%	3 9.68%	3 9.68%
	Michael G. ADAMS	0 0.00%	0 0.00%	8 25.81%	8 25.81%
	Andrew ENGLISH	0 0.00%	0 0.00%	11 35.48%	11 35.48%
	Stephen L. KNIPPER	0 0.00%	0 0.00%	9 29.03%	9 29.03%
	Cast Votes:	0 0.00%	0 0.00%	31 81.58%	31 81.58%
	Over Votes:	0 0.00%	0 0.00%	0 0.00%	0 0.00%
	Under Votes:	0 0.00%	0 0.00%	7 18.42%	7 18.42%
ATTORNEY GENERAL, Vote For 1					
	Wil SCHRODER	0 0.00%	0 0.00%	27 71.05%	27 71.05%
	Daniel CAMERON	0 0.00%	0 0.00%	11 28.95%	11 28.95%
	Cast Votes:	0 0.00%	0 0.00%	38 100.00%	38 100.00%
	Over Votes:	0 0.00%	0 0.00%	0 0.00%	0 0.00%
	Under Votes:	0 0.00%	0 0.00%	0 0.00%	0 0.00%
COMMISSIONER of AGRICULTURE, Vote For 1					
	Ryan F. QUARLES	0 0.00%	0 0.00%	27 81.82%	27 81.82%
	Bill POLYNYAK	0 0.00%	0 0.00%	6 18.18%	6 18.18%
	Cast Votes:	0 0.00%	0 0.00%	33 86.84%	33 86.84%
	Over Votes:	0 0.00%	0 0.00%	0 0.00%	0 0.00%
	Under Votes:	0 0.00%	0 0.00%	5 13.16%	5 13.16%
GOVERNOR and LIEUTENANT GOVERNOR, Vote For 1					
	Geoffrey M."Geoff" YOUNG Joshua N. "Josh" FRENCH	0 0.00%	0 0.00%	1 2.22%	1 2.22%
	Rocky ADKINS Stephanie HORNE	0 0.00%	0 0.00%	7 15.56%	7 15.56%
	Andy BESHEAR Jacqueline COLEMAN	0 0.00%	0 0.00%	21 46.67%	21 46.67%
	Adam H. EDELEN Gill HOLLAND	0 0.00%	0 0.00%	16 35.56%	16 35.56%
	Cast Votes:	0 0.00%	0 0.00%	45 95.74%	45 95.74%
	Over Votes:	0 0.00%	0 0.00%	0 0.00%	0 0.00%
	Under Votes:	0 0.00%	0 0.00%	2 4.26%	2 4.26%

Precinct Report — Unofficial
PRIMARY ELECTION HELD ON — OFFICIAL BALLOT FOR CAMPBELL COUNTY — May 21, 2019


Page 48 of 136

05/21/2019 07:41 PM


Total Number of Voters : 10,172 of 0 = 0.00%

Precincts Reporting 68 of 68 = 100.00%

Party	Candidate	Absentee	Early	Election	Total
Precinct C103 (Ballots Cast: 85)					
SECRETARY of STATE, Vote For 1					
	Geoff SEBESTA	0 0.00%	0 0.00%	1 2.22%	1 2.22%
	Jason S. BELCHER	0 0.00%	0 0.00%	7 15.56%	7 15.56%
	Jason GRIFFITH	0 0.00%	0 0.00%	6 13.33%	6 13.33%
	Heather French HENRY	0 0.00%	0 0.00%	31 68.89%	31 68.89%
	Cast Votes:	0 0.00%	0 0.00%	45 95.74%	45 95.74%
	Over Votes:	0 0.00%	0 0.00%	0 0.00%	0 0.00%
	Under Votes:	0 0.00%	0 0.00%	2 4.26%	2 4.26%
AUDITOR of PUBLIC ACCOUNTS, Vote For 1					
	Chris TOBE	0 0.00%	0 0.00%	9 22.50%	9 22.50%
	Kelsey Hayes COOTS	0 0.00%	0 0.00%	8 20.00%	8 20.00%
	Drew CURTIS	0 0.00%	0 0.00%	2 5.00%	2 5.00%
	Sheri DONAHUE	0 0.00%	0 0.00%	21 52.50%	21 52.50%
	Cast Votes:	0 0.00%	0 0.00%	40 85.11%	40 85.11%
	Over Votes:	0 0.00%	0 0.00%	0 0.00%	0 0.00%
	Under Votes:	0 0.00%	0 0.00%	7 14.89%	7 14.89%
STATE TREASURER, Vote For 1					
	Josh MERS	0 0.00%	0 0.00%	13 33.33%	13 33.33%
	Michael BOWMAN	0 0.00%	0 0.00%	26 66.67%	26 66.67%
	Cast Votes:	0 0.00%	0 0.00%	39 82.98%	39 82.98%
	Over Votes:	0 0.00%	0 0.00%	0 0.00%	0 0.00%
	Under Votes:	0 0.00%	0 0.00%	8 17.02%	8 17.02%
COMMISSIONER of AGRICULTURE, Vote For 1					
	Joe TRIGG	0 0.00%	0 0.00%	13 32.50%	13 32.50%
	Robert Haley CONWAY	0 0.00%	0 0.00%	27 67.50%	27 67.50%
	Cast Votes:	0 0.00%	0 0.00%	40 85.11%	40 85.11%
	Over Votes:	0 0.00%	0 0.00%	0 0.00%	0 0.00%
	Under Votes:	0 0.00%	0 0.00%	7 14.89%	7 14.89%



Precinct Report — Unofficial
PRIMARY ELECTION HELD ON — OFFICIAL BALLOT FOR CAMPBELL COUNTY — May 21, 2019



05/21/2019 07:41 PM

Precincts Reporting 68 of 68 = 100.00%

Total Number of Voters : 10,172 of 0 = 0.00%


Party	Candidate	Absentee	Early	Election	Total				
Precinct C401 (Ballots Cast: 176)									
GOVERNOR and LIEUTENANT GOVERNOR, Vote For 1									
	William E. WOODS Justin B. MILLER	0	0.00%	0	0.00%	7	6.48%	7	6.48%
	Matthew G. BEVIN Ralph A. ALVARADO	0	0.00%	0	0.00%	68	62.96%	68	62.96%
	Robert GOFORTH Michael T. HOGAN	0	0.00%	0	0.00%	32	29.63%	32	29.63%
	Ike LAWRENCE James Anthony ROSE	0	0.00%	0	0.00%	1	0.93%	1	0.93%
	Cast Votes:	0	0.00%	0	0.00%	108	96.43%	108	96.43%
	Over Votes:	0	0.00%	0	0.00%	0	0.00%	0	0.00%
	Under Votes:	0	0.00%	0	0.00%	4	3.57%	4	3.57%
SECRETARY of STATE, Vote For 1									
	Carl NETT	0	0.00%	0	0.00%	8	9.09%	8	9.09%
	Michael G. ADAMS	0	0.00%	0	0.00%	34	38.64%	34	38.64%
	Andrew ENGLISH	0	0.00%	0	0.00%	30	34.09%	30	34.09%
	Stephen L. KNIPPER	0	0.00%	0	0.00%	16	18.18%	16	18.18%
	Cast Votes:	0	0.00%	0	0.00%	88	78.57%	88	78.57%
	Over Votes:	0	0.00%	0	0.00%	0	0.00%	0	0.00%
	Under Votes:	0	0.00%	0	0.00%	24	21.43%	24	21.43%
ATTORNEY GENERAL, Vote For 1									
	Wil SCHRODER	0	0.00%	0	0.00%	88	80.00%	88	80.00%
	Daniel CAMERON	0	0.00%	0	0.00%	22	20.00%	22	20.00%
	Cast Votes:	0	0.00%	0	0.00%	110	98.21%	110	98.21%
	Over Votes:	0	0.00%	0	0.00%	0	0.00%	0	0.00%
	Under Votes:	0	0.00%	0	0.00%	2	1.79%	2	1.79%
COMMISSIONER of AGRICULTURE, Vote For 1									
	Ryan F. QUARLES	0	0.00%	0	0.00%	74	86.05%	74	86.05%
	Bill POLYNIK	0	0.00%	0	0.00%	12	13.95%	12	13.95%
	Cast Votes:	0	0.00%	0	0.00%	86	76.79%	86	76.79%
	Over Votes:	0	0.00%	0	0.00%	0	0.00%	0	0.00%
	Under Votes:	0	0.00%	0	0.00%	26	23.21%	26	23.21%
GOVERNOR and LIEUTENANT GOVERNOR, Vote For 1									
	Geoffrey M."Geoff" YOUNG Joshua N. "Josh" FRENCH	0	0.00%	0	0.00%	3	4.69%	3	4.69%
	Rocky ADKINS Stephanie HORNE	0	0.00%	0	0.00%	12	18.75%	12	18.75%
	Andy BESHEAR Jacqueline COLEMAN	0	0.00%	0	0.00%	25	39.06%	25	39.06%
	Adam H. EDELEN Gill HOLLAND	0	0.00%	0	0.00%	24	37.50%	24	37.50%
	Cast Votes:	0	0.00%	0	0.00%	64	100.00%	64	100.00%
	Over Votes:	0	0.00%	0	0.00%	0	0.00%	0	0.00%
	Under Votes:	0	0.00%	0	0.00%	0	0.00%	0	0.00%

Precinct Report — Unofficial
PRIMARY ELECTION HELD ON — OFFICIAL BALLOT FOR CAMPBELL COUNTY — May 21, 2019

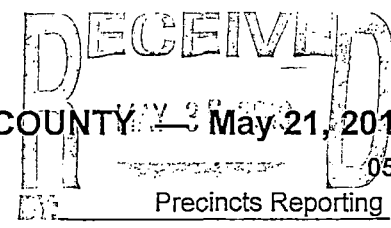
Total Number of Voters : 10,172 of 0 = 0.00%

Precincts Reporting 68 of 68 = 100.00%

Party	Candidate	Absentee		Early		Election		Total	
Precinct C401 (Ballots Cast: 176)									
SECRETARY of STATE, Vote For 1									
	Geoff SEBESTA	0	0.00%	0	0.00%	3	4.76%	3	4.76%
	Jason S. BELCHER	0	0.00%	0	0.00%	5	7.94%	5	7.94%
	Jason GRIFFITH	0	0.00%	0	0.00%	15	23.81%	15	23.81%
	Heather French HENRY	0	0.00%	0	0.00%	40	63.49%	40	63.49%
	Cast Votes:	0	0.00%	0	0.00%	63	98.44%	63	98.44%
	Over Votes:	0	0.00%	0	0.00%	0	0.00%	0	0.00%
	Under Votes:	0	0.00%	0	0.00%	1	1.56%	1	1.56%
AUDITOR of PUBLIC ACCOUNTS, Vote For 1									
	Chris TOBE	0	0.00%	0	0.00%	18	35.29%	18	35.29%
	Kelsey Hayes COOTS	0	0.00%	0	0.00%	7	13.73%	7	13.73%
	Drew CURTIS	0	0.00%	0	0.00%	4	7.84%	4	7.84%
	Sheri DONAHUE	0	0.00%	0	0.00%	22	43.14%	22	43.14%
	Cast Votes:	0	0.00%	0	0.00%	51	79.69%	51	79.69%
	Over Votes:	0	0.00%	0	0.00%	0	0.00%	0	0.00%
	Under Votes:	0	0.00%	0	0.00%	13	20.31%	13	20.31%
STATE TREASURER, Vote For 1									
	Josh MERS	0	0.00%	0	0.00%	24	48.00%	24	48.00%
	Michael BOWMAN	0	0.00%	0	0.00%	26	52.00%	26	52.00%
	Cast Votes:	0	0.00%	0	0.00%	50	78.13%	50	78.13%
	Over Votes:	0	0.00%	0	0.00%	0	0.00%	0	0.00%
	Under Votes:	0	0.00%	0	0.00%	14	21.88%	14	21.88%
COMMISSIONER of AGRICULTURE, Vote For 1									
	Joe TRIGG	0	0.00%	0	0.00%	24	46.15%	24	46.15%
	Robert Haley CONWAY	0	0.00%	0	0.00%	28	53.85%	28	53.85%
	Cast Votes:	0	0.00%	0	0.00%	52	81.25%	52	81.25%
	Over Votes:	0	0.00%	0	0.00%	0	0.00%	0	0.00%
	Under Votes:	0	0.00%	0	0.00%	12	18.75%	12	18.75%



Precinct Report — Unofficial
PRIMARY ELECTION HELD ON — OFFICIAL BALLOT FOR CAMPBELL COUNTY — May 21, 2019



Total Number of Voters : 10,172 of 0 = 0.00%

Precincts Reporting 68 of 68 = 100.00%

Party	Candidate	Absentee	Early	Election	Total
Precinct A402 (Ballots Cast: 276)					
GOVERNOR and LIEUTENANT GOVERNOR, Vote For 1					
	William E. WOODS Justin B. MILLER	0 0.00%	0 0.00%	19 12.84%	19 12.84%
	Matthew G. BEVIN Ralph A. ALVARADO	0 0.00%	0 0.00%	62 41.89%	62 41.89%
	Robert GOFORTH Michael T. HOGAN	0 0.00%	0 0.00%	62 41.89%	62 41.89%
	Ike LAWRENCE James Anthony ROSE	0 0.00%	0 0.00%	5 3.38%	5 3.38%
	Cast Votes:	0 0.00%	0 0.00%	148 98.67%	148 98.67%
	Over Votes:	0 0.00%	0 0.00%	0 0.00%	0 0.00%
	Under Votes:	0 0.00%	0 0.00%	2 1.33%	2 1.33%
SECRETARY of STATE, Vote For 1					
	Carl NETT	0 0.00%	0 0.00%	18 13.85%	18 13.85%
	Michael G. ADAMS	0 0.00%	0 0.00%	46 35.38%	46 35.38%
	Andrew ENGLISH	0 0.00%	0 0.00%	37 28.46%	37 28.46%
	Stephen L. KNIPPER	0 0.00%	0 0.00%	29 22.31%	29 22.31%
	Cast Votes:	0 0.00%	0 0.00%	130 86.67%	130 86.67%
	Over Votes:	0 0.00%	0 0.00%	0 0.00%	0 0.00%
	Under Votes:	0 0.00%	0 0.00%	20 13.33%	20 13.33%
ATTORNEY GENERAL, Vote For 1					
	Wil SCHRODER	0 0.00%	0 0.00%	92 62.59%	92 62.59%
	Daniel CAMERON	0 0.00%	0 0.00%	55 37.41%	55 37.41%
	Cast Votes:	0 0.00%	0 0.00%	147 98.00%	147 98.00%
	Over Votes:	0 0.00%	0 0.00%	0 0.00%	0 0.00%
	Under Votes:	0 0.00%	0 0.00%	3 2.00%	3 2.00%
COMMISSIONER of AGRICULTURE, Vote For 1					
	Ryan F. QUARLES	0 0.00%	0 0.00%	96 74.42%	96 74.42%
	Bill POLYNYAK	0 0.00%	0 0.00%	33 25.58%	33 25.58%
	Cast Votes:	0 0.00%	0 0.00%	129 86.00%	129 86.00%
	Over Votes:	0 0.00%	0 0.00%	0 0.00%	0 0.00%
	Under Votes:	0 0.00%	0 0.00%	21 14.00%	21 14.00%
GOVERNOR and LIEUTENANT GOVERNOR, Vote For 1					
	Geoffrey M."Geoff" YOUNG Joshua N. "Josh" FRENCH	0 0.00%	0 0.00%	1 0.79%	1 0.79%
	Rocky ADKINS Stephanie HORNE	0 0.00%	0 0.00%	16 12.70%	16 12.70%
	Andy BESHEAR Jacqueline COLEMAN	0 0.00%	0 0.00%	68 53.97%	68 53.97%
	Adam H. EDELEN Gill HOLLAND	0 0.00%	0 0.00%	41 32.54%	41 32.54%
	Cast Votes:	0 0.00%	0 0.00%	126 100.00%	126 100.00%
	Over Votes:	0 0.00%	0 0.00%	0 0.00%	0 0.00%
	Under Votes:	0 0.00%	0 0.00%	0 0.00%	0 0.00%


Precinct Report — Unofficial

PRIMARY ELECTION HELD ON — OFFICIAL BALLOT FOR CAMPBELL COUNTY — May 21, 2019

Total Number of Voters : 10,172 of 0 = 0.00%

Precincts Reporting 68 of 68 = 100.00%

Party	Candidate	Absentee	Early	Election	Total
Precinct A402 (Ballots Cast: 276)					
SECRETARY of STATE, Vote For 1					
	Geoff SEBESTA	0 0.00%	0 0.00%	5 4.13%	5 4.13%
	Jason S. BELCHER	0 0.00%	0 0.00%	18 14.88%	18 14.88%
	Jason GRIFFITH	0 0.00%	0 0.00%	20 16.53%	20 16.53%
	Heather French HENRY	0 0.00%	0 0.00%	78 64.46%	78 64.46%
	Cast Votes:	0 0.00%	0 0.00%	121 96.03%	121 96.03%
	Over Votes:	0 0.00%	0 0.00%	0 0.00%	0 0.00%
	Under Votes:	0 0.00%	0 0.00%	5 3.97%	5 3.97%
AUDITOR of PUBLIC ACCOUNTS, Vote For 1					
	Chris TOBE	0 0.00%	0 0.00%	29 25.44%	29 25.44%
	Kelsey Hayes COOTS	0 0.00%	0 0.00%	41 35.96%	41 35.96%
	Drew CURTIS	0 0.00%	0 0.00%	15 13.16%	15 13.16%
	Sheri DONAHUE	0 0.00%	0 0.00%	29 25.44%	29 25.44%
	Cast Votes:	0 0.00%	0 0.00%	114 90.48%	114 90.48%
	Over Votes:	0 0.00%	0 0.00%	0 0.00%	0 0.00%
	Under Votes:	0 0.00%	0 0.00%	12 9.52%	12 9.52%
STATE TREASURER, Vote For 1					
	Josh MERS	0 0.00%	0 0.00%	54 48.21%	54 48.21%
	Michael BOWMAN	0 0.00%	0 0.00%	58 51.79%	58 51.79%
	Cast Votes:	0 0.00%	0 0.00%	112 88.89%	112 88.89%
	Over Votes:	0 0.00%	0 0.00%	0 0.00%	0 0.00%
	Under Votes:	0 0.00%	0 0.00%	14 11.11%	14 11.11%
COMMISSIONER of AGRICULTURE, Vote For 1					
	Joe TRIGG	0 0.00%	0 0.00%	58 54.21%	58 54.21%
	Robert Haley CONWAY	0 0.00%	0 0.00%	49 45.79%	49 45.79%
	Cast Votes:	0 0.00%	0 0.00%	107 84.92%	107 84.92%
	Over Votes:	0 0.00%	0 0.00%	0 0.00%	0 0.00%
	Under Votes:	0 0.00%	0 0.00%	19 15.08%	19 15.08%



Precinct Report — Unofficial
PRIMARY ELECTION HELD ON — OFFICIAL BALLOT FOR CAMPBELL COUNTY — May 21, 2019

MAY 30 2019

Total Number of Voters : 10,172 of 0 = 0.00%

Precincts Reporting 68 of 68 = 100.00%

Party	Candidate	Absentee	Early	Election	Total
Precinct A403 (Ballots Cast: 261)					
GOVERNOR and LIEUTENANT GOVERNOR, Vote For 1					
	William E. WOODS Justin B. MILLER	0 0.00%	0 0.00%	13 10.24%	13 10.24%
	Matthew G. BEVIN Ralph A. ALVARADO	0 0.00%	0 0.00%	55 43.31%	55 43.31%
	Robert GOFORTH Michael T. HOGAN	0 0.00%	0 0.00%	56 44.09%	56 44.09%
	Ike LAWRENCE James Anthony ROSE	0 0.00%	0 0.00%	3 2.36%	3 2.36%
	Cast Votes:	0 0.00%	0 0.00%	127 97.69%	127 97.69%
	Over Votes:	0 0.00%	0 0.00%	0 0.00%	0 0.00%
	Under Votes:	0 0.00%	0 0.00%	3 2.31%	3 2.31%
SECRETARY of STATE, Vote For 1					
	Carl NETT	0 0.00%	0 0.00%	14 13.59%	14 13.59%
	Michael G. ADAMS	0 0.00%	0 0.00%	41 39.81%	41 39.81%
	Andrew ENGLISH	0 0.00%	0 0.00%	29 28.16%	29 28.16%
	Stephen L. KNIPPER	0 0.00%	0 0.00%	19 18.45%	19 18.45%
	Cast Votes:	0 0.00%	0 0.00%	103 79.23%	103 79.23%
	Over Votes:	0 0.00%	0 0.00%	0 0.00%	0 0.00%
	Under Votes:	0 0.00%	0 0.00%	27 20.77%	27 20.77%
ATTORNEY GENERAL, Vote For 1					
	Wil SCHRODER	0 0.00%	0 0.00%	93 72.09%	93 72.09%
	Daniel CAMERON	0 0.00%	0 0.00%	36 27.91%	36 27.91%
	Cast Votes:	0 0.00%	0 0.00%	129 99.23%	129 99.23%
	Over Votes:	0 0.00%	0 0.00%	0 0.00%	0 0.00%
	Under Votes:	0 0.00%	0 0.00%	1 0.77%	1 0.77%
COMMISSIONER of AGRICULTURE, Vote For 1					
	Ryan F. QUARLES	0 0.00%	0 0.00%	86 79.63%	86 79.63%
	Bill POLYNYAK	0 0.00%	0 0.00%	22 20.37%	22 20.37%
	Cast Votes:	0 0.00%	0 0.00%	108 83.08%	108 83.08%
	Over Votes:	0 0.00%	0 0.00%	0 0.00%	0 0.00%
	Under Votes:	0 0.00%	0 0.00%	22 16.92%	22 16.92%
GOVERNOR and LIEUTENANT GOVERNOR, Vote For 1					
	Geoffrey M. "Geoff" YOUNG Joshua N. "Josh" FRENCH	0 0.00%	0 0.00%	3 2.31%	3 2.31%
	Rocky ADKINS Stephanie HORNE	0 0.00%	0 0.00%	17 13.08%	17 13.08%
	Andy BESHEAR Jacqueline COLEMAN	0 0.00%	0 0.00%	56 43.08%	56 43.08%
	Adam H. EDELEN Gill HOLLAND	0 0.00%	0 0.00%	54 41.54%	54 41.54%
	Cast Votes:	0 0.00%	0 0.00%	130 99.24%	130 99.24%
	Over Votes:	0 0.00%	0 0.00%	0 0.00%	0 0.00%
	Under Votes:	0 0.00%	0 0.00%	1 0.76%	1 0.76%

Precinct Report — Unofficial
PRIMARY ELECTION HELD ON — OFFICIAL BALLOT FOR CAMPBELL COUNTY — May 21, 2019


Page 54 of 136

05/21/2019 07:41 PM


Total Number of Voters : 10,172 of 0 = 0.00%

Precincts Reporting 68 of 68 = 100.00%

Party	Candidate	Absentee	Early	Election	Total
Precinct A403 (Ballots Cast: 261)					
SECRETARY of STATE, Vote For 1					
	Geoff SEBESTA	0 0.00%	0 0.00%	7 5.69%	7 5.69%
	Jason S. BELCHER	0 0.00%	0 0.00%	11 8.94%	11 8.94%
	Jason GRIFFITH	0 0.00%	0 0.00%	20 16.26%	20 16.26%
	Heather French HENRY	0 0.00%	0 0.00%	85 69.11%	85 69.11%
	Cast Votes:	0 0.00%	0 0.00%	123 93.89%	123 93.89%
	Over Votes:	0 0.00%	0 0.00%	0 0.00%	0 0.00%
	Under Votes:	0 0.00%	0 0.00%	8 6.11%	8 6.11%
AUDITOR of PUBLIC ACCOUNTS, Vote For 1					
	Chris TOBE	0 0.00%	0 0.00%	35 28.93%	35 28.93%
	Kelsey Hayes COOTS	0 0.00%	0 0.00%	42 34.71%	42 34.71%
	Drew CURTIS	0 0.00%	0 0.00%	10 8.26%	10 8.26%
	Sheri DONAHUE	0 0.00%	0 0.00%	34 28.10%	34 28.10%
	Cast Votes:	0 0.00%	0 0.00%	121 92.37%	121 92.37%
	Over Votes:	0 0.00%	0 0.00%	0 0.00%	0 0.00%
	Under Votes:	0 0.00%	0 0.00%	10 7.63%	10 7.63%
STATE TREASURER, Vote For 1					
	Josh MERS	0 0.00%	0 0.00%	57 49.57%	57 49.57%
	Michael BOWMAN	0 0.00%	0 0.00%	58 50.43%	58 50.43%
	Cast Votes:	0 0.00%	0 0.00%	115 87.79%	115 87.79%
	Over Votes:	0 0.00%	0 0.00%	0 0.00%	0 0.00%
	Under Votes:	0 0.00%	0 0.00%	16 12.21%	16 12.21%
COMMISSIONER of AGRICULTURE, Vote For 1					
	Joe TRIGG	0 0.00%	0 0.00%	58 51.79%	58 51.79%
	Robert Haley CONWAY	0 0.00%	0 0.00%	54 48.21%	54 48.21%
	Cast Votes:	0 0.00%	0 0.00%	112 85.50%	112 85.50%
	Over Votes:	0 0.00%	0 0.00%	0 0.00%	0 0.00%
	Under Votes:	0 0.00%	0 0.00%	19 14.50%	19 14.50%



Precinct Report — Unofficial
PRIMARY ELECTION HELD ON — OFFICIAL BALLOT FOR CAMPBELL COUNTY — May 21, 2019



Total Number of Voters : 10,172 of 0 = 0.00%

Precincts Reporting 68 of 68 = 100.00%

Party	Candidate	Absentee	Early	Election	Total
Precinct A405 (Ballots Cast: 149)					
GOVERNOR and LIEUTENANT GOVERNOR, Vote For 1					
	William E. WOODS Justin B. MILLER	0 0.00%	0 0.00%	6 8.70%	6 8.70%
	Matthew G. BEVIN Ralph A. ALVARADO	0 0.00%	0 0.00%	33 47.83%	33 47.83%
	Robert GOFORTH Michael T. HOGAN	0 0.00%	0 0.00%	28 40.58%	28 40.58%
	Ike LAWRENCE James Anthony ROSE	0 0.00%	0 0.00%	2 2.90%	2 2.90%
	Cast Votes:	0 0.00%	0 0.00%	69 98.57%	69 98.57%
	Over Votes:	0 0.00%	0 0.00%	0 0.00%	0 0.00%
	Under Votes:	0 0.00%	0 0.00%	1 1.43%	1 1.43%
SECRETARY of STATE, Vote For 1					
	Carl NETT	0 0.00%	0 0.00%	8 14.55%	8 14.55%
	Michael G. ADAMS	0 0.00%	0 0.00%	19 34.55%	19 34.55%
	Andrew ENGLISH	0 0.00%	0 0.00%	15 27.27%	15 27.27%
	Stephen L. KNIPPER	0 0.00%	0 0.00%	13 23.64%	13 23.64%
	Cast Votes:	0 0.00%	0 0.00%	55 78.57%	55 78.57%
	Over Votes:	0 0.00%	0 0.00%	0 0.00%	0 0.00%
	Under Votes:	0 0.00%	0 0.00%	15 21.43%	15 21.43%
ATTORNEY GENERAL, Vote For 1					
	Wil SCHRODER	0 0.00%	0 0.00%	44 63.77%	44 63.77%
	Daniel CAMERON	0 0.00%	0 0.00%	25 36.23%	25 36.23%
	Cast Votes:	0 0.00%	0 0.00%	69 98.57%	69 98.57%
	Over Votes:	0 0.00%	0 0.00%	0 0.00%	0 0.00%
	Under Votes:	0 0.00%	0 0.00%	1 1.43%	1 1.43%
COMMISSIONER of AGRICULTURE, Vote For 1					
	Ryan F. QUARLES	0 0.00%	0 0.00%	41 77.36%	41 77.36%
	Bill POLYNIAK	0 0.00%	0 0.00%	12 22.64%	12 22.64%
	Cast Votes:	0 0.00%	0 0.00%	53 75.71%	53 75.71%
	Over Votes:	0 0.00%	0 0.00%	0 0.00%	0 0.00%
	Under Votes:	0 0.00%	0 0.00%	17 24.29%	17 24.29%
GOVERNOR and LIEUTENANT GOVERNOR, Vote For 1					
	Geoffrey M."Geoff" YOUNG Joshua N. "Josh" FRENCH	0 0.00%	0 0.00%	3 3.80%	3 3.80%
	Rocky ADKINS Stephanie HORNE	0 0.00%	0 0.00%	7 8.86%	7 8.86%
	Andy BESHEAR Jacqueline COLEMAN	0 0.00%	0 0.00%	37 46.84%	37 46.84%
	Adam H. EDELEN Gill HOLLAND	0 0.00%	0 0.00%	32 40.51%	32 40.51%
	Cast Votes:	0 0.00%	0 0.00%	79 100.00%	79 100.00%
	Over Votes:	0 0.00%	0 0.00%	0 0.00%	0 0.00%
	Under Votes:	0 0.00%	0 0.00%	0 0.00%	0 0.00%


Precinct Report — Unofficial

PRIMARY ELECTION HELD ON — OFFICIAL BALLOT FOR CAMPBELL COUNTY — May 21, 2019

Total Number of Voters : 10,172 of 0 = 0.00%


Precincts Reporting 68 of 68 = 100.00%

Party	Candidate	Absentee	Early	Election	Total
Precinct A405 (Ballots Cast: 149)					
SECRETARY of STATE, Vote For 1					
	Geoff SEBESTA	0 0.00%	0 0.00%	0 0.00%	0 0.00%
	Jason S. BELCHER	0 0.00%	0 0.00%	10 13.33%	10 13.33%
	Jason GRIFFITH	0 0.00%	0 0.00%	21 28.00%	21 28.00%
	Heather French HENRY	0 0.00%	0 0.00%	44 58.67%	44 58.67%
	Cast Votes:	0 0.00%	0 0.00%	75 94.94%	75 94.94%
	Over Votes:	0 0.00%	0 0.00%	0 0.00%	0 0.00%
	Under Votes:	0 0.00%	0 0.00%	4 5.06%	4 5.06%
AUDITOR of PUBLIC ACCOUNTS, Vote For 1					
	Chris TOBE	0 0.00%	0 0.00%	23 33.33%	23 33.33%
	Kelsey Hayes COOTS	0 0.00%	0 0.00%	13 18.84%	13 18.84%
	Drew CURTIS	0 0.00%	0 0.00%	3 4.35%	3 4.35%
	Sheri DONAHUE	0 0.00%	0 0.00%	30 43.48%	30 43.48%
	Cast Votes:	0 0.00%	0 0.00%	69 87.34%	69 87.34%
	Over Votes:	0 0.00%	0 0.00%	0 0.00%	0 0.00%
	Under Votes:	0 0.00%	0 0.00%	10 12.66%	10 12.66%
STATE TREASURER, Vote For 1					
	Josh MERS	0 0.00%	0 0.00%	38 55.07%	38 55.07%
	Michael BOWMAN	0 0.00%	0 0.00%	31 44.93%	31 44.93%
	Cast Votes:	0 0.00%	0 0.00%	69 87.34%	69 87.34%
	Over Votes:	0 0.00%	0 0.00%	0 0.00%	0 0.00%
	Under Votes:	0 0.00%	0 0.00%	10 12.66%	10 12.66%
COMMISSIONER of AGRICULTURE, Vote For 1					
	Joe TRIGG	0 0.00%	0 0.00%	39 58.21%	39 58.21%
	Robert Haley CONWAY	0 0.00%	0 0.00%	28 41.79%	28 41.79%
	Cast Votes:	0 0.00%	0 0.00%	67 84.81%	67 84.81%
	Over Votes:	0 0.00%	0 0.00%	0 0.00%	0 0.00%
	Under Votes:	0 0.00%	0 0.00%	12 15.19%	12 15.19%



Precinct Report — Unofficial
PRIMARY ELECTION HELD ON — OFFICIAL BALLOT FOR CAMPBELL COUNTY — May 21, 2019

Page 57 of 136



05/21/2019 07:41 PM

Total Number of Voters : 10,172 of 0 = 0.00%

Precincts Reporting 68 of 68 = 100.00%


Party	Candidate	Absentee	Early	Election	Total
Precinct A406 (Ballots Cast: 74)					
GOVERNOR and LIEUTENANT GOVERNOR, Vote For 1					
	William E. WOODS Justin B. MILLER	0 0.00%	0 0.00%	2 7.14%	2 7.14%
	Matthew G. BEVIN Ralph A. ALVARADO	0 0.00%	0 0.00%	16 57.14%	16 57.14%
	Robert GOFORTH Michael T. HOGAN	0 0.00%	0 0.00%	9 32.14%	9 32.14%
	Ike LAWRENCE James Anthony ROSE	0 0.00%	0 0.00%	1 3.57%	1 3.57%
	Cast Votes:	0 0.00%	0 0.00%	28 100.00%	28 100.00%
	Over Votes:	0 0.00%	0 0.00%	0 0.00%	0 0.00%
	Under Votes:	0 0.00%	0 0.00%	0 0.00%	0 0.00%
SECRETARY of STATE, Vote For 1					
	Carl NETT	0 0.00%	0 0.00%	2 10.00%	2 10.00%
	Michael G. ADAMS	0 0.00%	0 0.00%	11 55.00%	11 55.00%
	Andrew ENGLISH	0 0.00%	0 0.00%	4 20.00%	4 20.00%
	Stephen L. KNIPPER	0 0.00%	0 0.00%	3 15.00%	3 15.00%
	Cast Votes:	0 0.00%	0 0.00%	20 71.43%	20 71.43%
	Over Votes:	0 0.00%	0 0.00%	0 0.00%	0 0.00%
	Under Votes:	0 0.00%	0 0.00%	8 28.57%	8 28.57%
ATTORNEY GENERAL, Vote For 1					
	Wil SCHRODER	0 0.00%	0 0.00%	14 56.00%	14 56.00%
	Daniel CAMERON	0 0.00%	0 0.00%	11 44.00%	11 44.00%
	Cast Votes:	0 0.00%	0 0.00%	25 89.29%	25 89.29%
	Over Votes:	0 0.00%	0 0.00%	0 0.00%	0 0.00%
	Under Votes:	0 0.00%	0 0.00%	3 10.71%	3 10.71%
COMMISSIONER of AGRICULTURE, Vote For 1					
	Ryan F. QUARLES	0 0.00%	0 0.00%	12 57.14%	12 57.14%
	Bill POLYNIK	0 0.00%	0 0.00%	9 42.86%	9 42.86%
	Cast Votes:	0 0.00%	0 0.00%	21 75.00%	21 75.00%
	Over Votes:	0 0.00%	0 0.00%	0 0.00%	0 0.00%
	Under Votes:	0 0.00%	0 0.00%	7 25.00%	7 25.00%
GOVERNOR and LIEUTENANT GOVERNOR, Vote For 1					
	Geoffrey M."Geoff" YOUNG Joshua N. "Josh" FRENCH	0 0.00%	0 0.00%	4 8.70%	4 8.70%
	Rocky ADKINS Stephanie HORNE	0 0.00%	0 0.00%	4 8.70%	4 8.70%
	Andy BESHEAR Jacqueline COLEMAN	0 0.00%	0 0.00%	22 47.83%	22 47.83%
	Adam H. EDELEN Gill HOLLAND	0 0.00%	0 0.00%	16 34.78%	16 34.78%
	Cast Votes:	0 0.00%	0 0.00%	46 100.00%	46 100.00%
	Over Votes:	0 0.00%	0 0.00%	0 0.00%	0 0.00%
	Under Votes:	0 0.00%	0 0.00%	0 0.00%	0 0.00%

Precinct Report — Unofficial
PRIMARY ELECTION HELD ON — OFFICIAL BALLOT FOR CAMPBELL COUNTY — May 21, 2019

Total Number of Voters : 10,172 of 0 = 0.00%

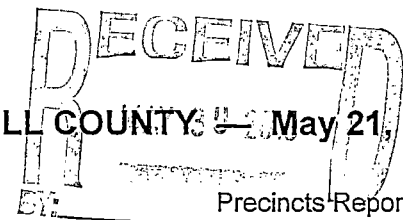
Precincts Reporting 68 of 68 = 100.00%

Party	Candidate	Absentee		Early		Election		Total	
Precinct A406 (Ballots Cast: 74)									
SECRETARY of STATE, Vote For 1									
	Geoff SEBESTA	0	0.00%	0	0.00%	3	7.14%	3	7.14%
	Jason S. BELCHER	0	0.00%	0	0.00%	6	14.29%	6	14.29%
	Jason GRIFFITH	0	0.00%	0	0.00%	11	26.19%	11	26.19%
	Heather French HENRY	0	0.00%	0	0.00%	22	52.38%	22	52.38%
	Cast Votes:	0	0.00%	0	0.00%	42	91.30%	42	91.30%
	Over Votes:	0	0.00%	0	0.00%	0	0.00%	0	0.00%
	Under Votes:	0	0.00%	0	0.00%	4	8.70%	4	8.70%
AUDITOR of PUBLIC ACCOUNTS, Vote For 1									
	Chris TOBE	0	0.00%	0	0.00%	15	34.09%	15	34.09%
	Kelsey Hayes COOTS	0	0.00%	0	0.00%	9	20.45%	9	20.45%
	Drew CURTIS	0	0.00%	0	0.00%	1	2.27%	1	2.27%
	Sheri DONAHUE	0	0.00%	0	0.00%	19	43.18%	19	43.18%
	Cast Votes:	0	0.00%	0	0.00%	44	95.65%	44	95.65%
	Over Votes:	0	0.00%	0	0.00%	0	0.00%	0	0.00%
	Under Votes:	0	0.00%	0	0.00%	2	4.35%	2	4.35%
STATE TREASURER, Vote For 1									
	Josh MERS	0	0.00%	0	0.00%	18	47.37%	18	47.37%
	Michael BOWMAN	0	0.00%	0	0.00%	20	52.63%	20	52.63%
	Cast Votes:	0	0.00%	0	0.00%	38	82.61%	38	82.61%
	Over Votes:	0	0.00%	0	0.00%	0	0.00%	0	0.00%
	Under Votes:	0	0.00%	0	0.00%	8	17.39%	8	17.39%
COMMISSIONER of AGRICULTURE, Vote For 1									
	Joe TRIGG	0	0.00%	0	0.00%	18	46.15%	18	46.15%
	Robert Haley CONWAY	0	0.00%	0	0.00%	21	53.85%	21	53.85%
	Cast Votes:	0	0.00%	0	0.00%	39	84.78%	39	84.78%
	Over Votes:	0	0.00%	0	0.00%	0	0.00%	0	0.00%
	Under Votes:	0	0.00%	0	0.00%	7	15.22%	7	15.22%



Precinct Report — Unofficial
PRIMARY ELECTION HELD ON — OFFICIAL BALLOT FOR CAMPBELL COUNTY — May 21, 2019

Page 59 of 136



05/21/2019 07:41 PM

Precincts Reporting 68 of 68 = 100.00%

Total Number of Voters : 10,172 of 0 = 0.00%


Party	Candidate	Absentee		Early		Election		Total	
Precinct A408 (Ballots Cast: 267)									
GOVERNOR and LIEUTENANT GOVERNOR, Vote For 1									
	William E. WOODS Justin B. MILLER	0	0.00%	0	0.00%	20	15.87%	20	15.87%
	Matthew G. BEVIN Ralph A. ALVARADO	0	0.00%	0	0.00%	60	47.62%	60	47.62%
	Robert GOFORTH Michael T. HOGAN	0	0.00%	0	0.00%	40	31.75%	40	31.75%
	Ike LAWRENCE James Anthony ROSE	0	0.00%	0	0.00%	6	4.76%	6	4.76%
	Cast Votes:	0	0.00%	0	0.00%	126	97.67%	126	97.67%
	Over Votes:	0	0.00%	0	0.00%	0	0.00%	0	0.00%
	Under Votes:	0	0.00%	0	0.00%	3	2.33%	3	2.33%
SECRETARY of STATE, Vote For 1									
	Carl NETT	0	0.00%	0	0.00%	12	12.37%	12	12.37%
	Michael G. ADAMS	0	0.00%	0	0.00%	34	35.05%	34	35.05%
	Andrew ENGLISH	0	0.00%	0	0.00%	34	35.05%	34	35.05%
	Stephen L. KNIPPER	0	0.00%	0	0.00%	17	17.53%	17	17.53%
	Cast Votes:	0	0.00%	0	0.00%	97	75.19%	97	75.19%
	Over Votes:	0	0.00%	0	0.00%	0	0.00%	0	0.00%
	Under Votes:	0	0.00%	0	0.00%	32	24.81%	32	24.81%
ATTORNEY GENERAL, Vote For 1									
	Wil SCHRODER	0	0.00%	0	0.00%	92	72.44%	92	72.44%
	Daniel CAMERON	0	0.00%	0	0.00%	35	27.56%	35	27.56%
	Cast Votes:	0	0.00%	0	0.00%	127	98.45%	127	98.45%
	Over Votes:	0	0.00%	0	0.00%	0	0.00%	0	0.00%
	Under Votes:	0	0.00%	0	0.00%	2	1.55%	2	1.55%
COMMISSIONER of AGRICULTURE, Vote For 1									
	Ryan F. QUARLES	0	0.00%	0	0.00%	75	77.32%	75	77.32%
	Bill POLYNIAK	0	0.00%	0	0.00%	22	22.68%	22	22.68%
	Cast Votes:	0	0.00%	0	0.00%	97	75.19%	97	75.19%
	Over Votes:	0	0.00%	0	0.00%	0	0.00%	0	0.00%
	Under Votes:	0	0.00%	0	0.00%	32	24.81%	32	24.81%
GOVERNOR and LIEUTENANT GOVERNOR, Vote For 1									
	Geoffrey M. "Geoff" YOUNG Joshua N. "Josh" FRENCH	0	0.00%	0	0.00%	4	2.90%	4	2.90%
	Rocky ADKINS Stephanie HORNE	0	0.00%	0	0.00%	12	8.70%	12	8.70%
	Andy BESHEAR Jacqueline COLEMAN	0	0.00%	0	0.00%	76	55.07%	76	55.07%
	Adam H. EDELEN Gill HOLLAND	0	0.00%	0	0.00%	46	33.33%	46	33.33%
	Cast Votes:	0	0.00%	0	0.00%	138	100.00%	138	100.00%
	Over Votes:	0	0.00%	0	0.00%	0	0.00%	0	0.00%
	Under Votes:	0	0.00%	0	0.00%	0	0.00%	0	0.00%

Precinct Report — Unofficial
PRIMARY ELECTION HELD ON — OFFICIAL BALLOT FOR CAMPBELL COUNTY — May 21, 2019


Total Number of Voters : 10,172 of 0 = 0.00%

Precincts Reporting 68 of 68 = 100.00%

Party	Candidate	Absentee	Early	Election	Total
Precinct A408 (Ballots Cast: 267)					
SECRETARY of STATE, Vote For 1					
	Geoff SEBESTA	0 0.00%	0 0.00%	6 4.55%	6 4.55%
	Jason S. BELCHER	0 0.00%	0 0.00%	14 10.61%	14 10.61%
	Jason GRIFFITH	0 0.00%	0 0.00%	26 19.70%	26 19.70%
	Heather French HENRY	0 0.00%	0 0.00%	86 65.15%	86 65.15%
	Cast Votes:	0 0.00%	0 0.00%	132 95.65%	132 95.65%
	Over Votes:	0 0.00%	0 0.00%	0 0.00%	0 0.00%
	Under Votes:	0 0.00%	0 0.00%	6 4.35%	6 4.35%
AUDITOR of PUBLIC ACCOUNTS, Vote For 1					
	Chris TOBE	0 0.00%	0 0.00%	43 34.40%	43 34.40%
	Kelsey Hayes COOTS	0 0.00%	0 0.00%	38 30.40%	38 30.40%
	Drew CURTIS	0 0.00%	0 0.00%	8 6.40%	8 6.40%
	Sheri DONAHUE	0 0.00%	0 0.00%	36 28.80%	36 28.80%
	Cast Votes:	0 0.00%	0 0.00%	125 90.58%	125 90.58%
	Over Votes:	0 0.00%	0 0.00%	0 0.00%	0 0.00%
	Under Votes:	0 0.00%	0 0.00%	13 9.42%	13 9.42%
STATE TREASURER, Vote For 1					
	Josh MERS	0 0.00%	0 0.00%	51 43.59%	51 43.59%
	Michael BOWMAN	0 0.00%	0 0.00%	66 56.41%	66 56.41%
	Cast Votes:	0 0.00%	0 0.00%	117 84.78%	117 84.78%
	Over Votes:	0 0.00%	0 0.00%	0 0.00%	0 0.00%
	Under Votes:	0 0.00%	0 0.00%	21 15.22%	21 15.22%
COMMISSIONER of AGRICULTURE, Vote For 1					
	Joe TRIGG	0 0.00%	0 0.00%	65 56.03%	65 56.03%
	Robert Haley CONWAY	0 0.00%	0 0.00%	51 43.97%	51 43.97%
	Cast Votes:	0 0.00%	0 0.00%	116 84.06%	116 84.06%
	Over Votes:	0 0.00%	0 0.00%	0 0.00%	0 0.00%
	Under Votes:	0 0.00%	0 0.00%	22 15.94%	22 15.94%



Precinct Report — Unofficial
PRIMARY ELECTION HELD ON — OFFICIAL BALLOT FOR CAMPBELL COUNTY — May 21, 2019



Total Number of Voters : 10,172 of 0 = 0.00%

Precincts Reporting 68 of 68 = 100.00%

Party	Candidate	Absentee		Early		Election		Total	
Precinct A415 (Ballots Cast: 67)									
GOVERNOR and LIEUTENANT GOVERNOR, Vote For 1									
	William E. WOODS Justin B. MILLER	0	0.00%	0	0.00%	2	10.53%	2	10.53%
	Matthew G. BEVIN Ralph A. ALVARADO	0	0.00%	0	0.00%	10	52.63%	10	52.63%
	Robert GOFORTH Michael T. HOGAN	0	0.00%	0	0.00%	7	36.84%	7	36.84%
	Ike LAWRENCE James Anthony ROSE	0	0.00%	0	0.00%	0	0.00%	0	0.00%
	Cast Votes:	0	0.00%	0	0.00%	19	90.48%	19	90.48%
	Over Votes:	0	0.00%	0	0.00%	0	0.00%	0	0.00%
	Under Votes:	0	0.00%	0	0.00%	2	9.52%	2	9.52%
SECRETARY of STATE, Vote For 1									
	Carl NETT	0	0.00%	0	0.00%	3	23.08%	3	23.08%
	Michael G. ADAMS	0	0.00%	0	0.00%	3	23.08%	3	23.08%
	Andrew ENGLISH	0	0.00%	0	0.00%	6	46.15%	6	46.15%
	Stephen L. KNIPPER	0	0.00%	0	0.00%	1	7.69%	1	7.69%
	Cast Votes:	0	0.00%	0	0.00%	13	61.90%	13	61.90%
	Over Votes:	0	0.00%	0	0.00%	0	0.00%	0	0.00%
	Under Votes:	0	0.00%	0	0.00%	8	38.10%	8	38.10%
ATTORNEY GENERAL, Vote For 1									
	Wil SCHRODER	0	0.00%	0	0.00%	13	65.00%	13	65.00%
	Daniel CAMERON	0	0.00%	0	0.00%	7	35.00%	7	35.00%
	Cast Votes:	0	0.00%	0	0.00%	20	95.24%	20	95.24%
	Over Votes:	0	0.00%	0	0.00%	0	0.00%	0	0.00%
	Under Votes:	0	0.00%	0	0.00%	1	4.76%	1	4.76%
COMMISSIONER of AGRICULTURE, Vote For 1									
	Ryan F. QUARLES	0	0.00%	0	0.00%	11	73.33%	11	73.33%
	Bill POLYNIAC	0	0.00%	0	0.00%	4	26.67%	4	26.67%
	Cast Votes:	0	0.00%	0	0.00%	15	71.43%	15	71.43%
	Over Votes:	0	0.00%	0	0.00%	0	0.00%	0	0.00%
	Under Votes:	0	0.00%	0	0.00%	6	28.57%	6	28.57%
GOVERNOR and LIEUTENANT GOVERNOR, Vote For 1									
	Geoffrey M. "Geoff" YOUNG Joshua N. "Josh" FRENCH	0	0.00%	0	0.00%	1	2.17%	1	2.17%
	Rocky ADKINS Stephanie HORNE	0	0.00%	0	0.00%	6	13.04%	6	13.04%
	Andy BESHEAR Jacqueline COLEMAN	0	0.00%	0	0.00%	26	56.52%	26	56.52%
	Adam H. EDELEN Gill HOLLAND	0	0.00%	0	0.00%	13	28.26%	13	28.26%
	Cast Votes:	0	0.00%	0	0.00%	46	100.00%	46	100.00%
	Over Votes:	0	0.00%	0	0.00%	0	0.00%	0	0.00%
	Under Votes:	0	0.00%	0	0.00%	0	0.00%	0	0.00%


Precinct Report — Unofficial

PRIMARY ELECTION HELD ON — OFFICIAL BALLOT FOR CAMPBELL COUNTY — May 21, 2019


Total Number of Voters : 10,172 of 0 = 0.00%

Precincts Reporting 68 of 68 = 100.00%

Party	Candidate	Absentee	Early	Election	Total
Precinct A415 (Ballots Cast: 67)					
SECRETARY of STATE, Vote For 1					
	Geoff SEBESTA	0 0.00%	0 0.00%	3 6.82%	3 6.82%
	Jason S. BELCHER	0 0.00%	0 0.00%	10 22.73%	10 22.73%
	Jason GRIFFITH	0 0.00%	0 0.00%	5 11.36%	5 11.36%
	Heather French HENRY	0 0.00%	0 0.00%	26 59.09%	26 59.09%
	Cast Votes:	0 0.00%	0 0.00%	44 95.65%	44 95.65%
	Over Votes:	0 0.00%	0 0.00%	0 0.00%	0 0.00%
	Under Votes:	0 0.00%	0 0.00%	2 4.35%	2 4.35%
AUDITOR of PUBLIC ACCOUNTS, Vote For 1					
	Chris TOBE	0 0.00%	0 0.00%	14 36.84%	14 36.84%
	Kelsey Hayes COOTS	0 0.00%	0 0.00%	11 28.95%	11 28.95%
	Drew CURTIS	0 0.00%	0 0.00%	4 10.53%	4 10.53%
	Sheri DONAHUE	0 0.00%	0 0.00%	9 23.68%	9 23.68%
	Cast Votes:	0 0.00%	0 0.00%	38 82.61%	38 82.61%
	Over Votes:	0 0.00%	0 0.00%	0 0.00%	0 0.00%
	Under Votes:	0 0.00%	0 0.00%	8 17.39%	8 17.39%
STATE TREASURER, Vote For 1					
	Josh MERS	0 0.00%	0 0.00%	18 50.00%	18 50.00%
	Michael BOWMAN	0 0.00%	0 0.00%	18 50.00%	18 50.00%
	Cast Votes:	0 0.00%	0 0.00%	36 78.26%	36 78.26%
	Over Votes:	0 0.00%	0 0.00%	0 0.00%	0 0.00%
	Under Votes:	0 0.00%	0 0.00%	10 21.74%	10 21.74%
COMMISSIONER of AGRICULTURE, Vote For 1					
	Joe TRIGG	0 0.00%	0 0.00%	22 59.46%	22 59.46%
	Robert Haley CONWAY	0 0.00%	0 0.00%	15 40.54%	15 40.54%
	Cast Votes:	0 0.00%	0 0.00%	37 80.43%	37 80.43%
	Over Votes:	0 0.00%	0 0.00%	0 0.00%	0 0.00%
	Under Votes:	0 0.00%	0 0.00%	9 19.57%	9 19.57%



Precinct Report — Unofficial
PRIMARY ELECTION HELD ON — OFFICIAL BALLOT FOR CAMPBELL COUNTY — May 21, 2019



05/21/2019 07:41 PM

Precincts Reporting 68 of 68 = 100.00%

Total Number of Voters : 10,172 of 0 = 0.00%

Party	Candidate	Absentee	Early	Election	Total
Precinct C416 (Ballots Cast: 108)					
GOVERNOR and LIEUTENANT GOVERNOR, Vote For 1					
	William E. WOODS Justin B. MILLER	0 0.00%	0 0.00%	5 10.42%	5 10.42%
	Matthew G. BEVIN Ralph A. ALVARADO	0 0.00%	0 0.00%	29 60.42%	29 60.42%
	Robert GOFORTH Michael T. HOGAN	0 0.00%	0 0.00%	12 25.00%	12 25.00%
	Ike LAWRENCE James Anthony ROSE	0 0.00%	0 0.00%	2 4.17%	2 4.17%
	Cast Votes:	0 0.00%	0 0.00%	48 96.00%	48 96.00%
	Over Votes:	0 0.00%	0 0.00%	0 0.00%	0 0.00%
	Under Votes:	0 0.00%	0 0.00%	2 4.00%	2 4.00%
SECRETARY of STATE, Vote For 1					
	Carl NETT	0 0.00%	0 0.00%	10 24.39%	10 24.39%
	Michael G. ADAMS	0 0.00%	0 0.00%	15 36.59%	15 36.59%
	Andrew ENGLISH	0 0.00%	0 0.00%	8 19.51%	8 19.51%
	Stephen L. KNIPPER	0 0.00%	0 0.00%	8 19.51%	8 19.51%
	Cast Votes:	0 0.00%	0 0.00%	41 82.00%	41 82.00%
	Over Votes:	0 0.00%	0 0.00%	0 0.00%	0 0.00%
	Under Votes:	0 0.00%	0 0.00%	9 18.00%	9 18.00%
ATTORNEY GENERAL, Vote For 1					
	Wil SCHRODER	0 0.00%	0 0.00%	32 71.11%	32 71.11%
	Daniel CAMERON	0 0.00%	0 0.00%	13 28.89%	13 28.89%
	Cast Votes:	0 0.00%	0 0.00%	45 90.00%	45 90.00%
	Over Votes:	0 0.00%	0 0.00%	0 0.00%	0 0.00%
	Under Votes:	0 0.00%	0 0.00%	5 10.00%	5 10.00%
COMMISSIONER of AGRICULTURE, Vote For 1					
	Ryan F. QUARLES	0 0.00%	0 0.00%	36 85.71%	36 85.71%
	Bill POLYNIK	0 0.00%	0 0.00%	6 14.29%	6 14.29%
	Cast Votes:	0 0.00%	0 0.00%	42 84.00%	42 84.00%
	Over Votes:	0 0.00%	0 0.00%	0 0.00%	0 0.00%
	Under Votes:	0 0.00%	0 0.00%	8 16.00%	8 16.00%
GOVERNOR and LIEUTENANT GOVERNOR, Vote For 1					
	Geoffrey M."Geoff" YOUNG Joshua N. "Josh" FRENCH	0 0.00%	0 0.00%	0 0.00%	0 0.00%
	Rocky ADKINS Stephanie HORNE	0 0.00%	0 0.00%	10 17.24%	10 17.24%
	Andy BESHEAR Jacqueline COLEMAN	0 0.00%	0 0.00%	40 68.97%	40 68.97%
	Adam H. EDELEN Gill HOLLAND	0 0.00%	0 0.00%	8 13.79%	8 13.79%
	Cast Votes:	0 0.00%	0 0.00%	58 100.00%	58 100.00%
	Over Votes:	0 0.00%	0 0.00%	0 0.00%	0 0.00%
	Under Votes:	0 0.00%	0 0.00%	0 0.00%	0 0.00%

Precinct Report — Unofficial
PRIMARY ELECTION HELD ON — OFFICIAL BALLOT FOR CAMPBELL COUNTY — May 21, 2019


Page 64 of 136

05/21/2019 07:41 PM


Total Number of Voters : 10,172 of 0 = 0.00%

Precincts Reporting 68 of 68 = 100.00%

Party	Candidate	Absentee	Early	Election	Total
Precinct C416 (Ballots Cast: 108)					
SECRETARY of STATE, Vote For 1					
	Geoff SEBESTA	0 0.00%	0 0.00%	1 1.75%	1 1.75%
	Jason S. BELCHER	0 0.00%	0 0.00%	4 7.02%	4 7.02%
	Jason GRIFFITH	0 0.00%	0 0.00%	7 12.28%	7 12.28%
	Heather French HENRY	0 0.00%	0 0.00%	45 78.95%	45 78.95%
	Cast Votes:	0 0.00%	0 0.00%	57 98.28%	57 98.28%
	Over Votes:	0 0.00%	0 0.00%	0 0.00%	0 0.00%
	Under Votes:	0 0.00%	0 0.00%	1 1.72%	1 1.72%
AUDITOR of PUBLIC ACCOUNTS, Vote For 1					
	Chris TOBE	0 0.00%	0 0.00%	11 22.45%	11 22.45%
	Kelsey Hayes COOTS	0 0.00%	0 0.00%	10 20.41%	10 20.41%
	Drew CURTIS	0 0.00%	0 0.00%	4 8.16%	4 8.16%
	Sheri DONAHUE	0 0.00%	0 0.00%	24 48.98%	24 48.98%
	Cast Votes:	0 0.00%	0 0.00%	49 84.48%	49 84.48%
	Over Votes:	0 0.00%	0 0.00%	0 0.00%	0 0.00%
	Under Votes:	0 0.00%	0 0.00%	9 15.52%	9 15.52%
STATE TREASURER, Vote For 1					
	Josh MERS	0 0.00%	0 0.00%	28 56.00%	28 56.00%
	Michael BOWMAN	0 0.00%	0 0.00%	22 44.00%	22 44.00%
	Cast Votes:	0 0.00%	0 0.00%	50 86.21%	50 86.21%
	Over Votes:	0 0.00%	0 0.00%	0 0.00%	0 0.00%
	Under Votes:	0 0.00%	0 0.00%	8 13.79%	8 13.79%
COMMISSIONER of AGRICULTURE, Vote For 1					
	Joe TRIGG	0 0.00%	0 0.00%	27 56.25%	27 56.25%
	Robert Haley CONWAY	0 0.00%	0 0.00%	21 43.75%	21 43.75%
	Cast Votes:	0 0.00%	0 0.00%	48 82.76%	48 82.76%
	Over Votes:	0 0.00%	0 0.00%	0 0.00%	0 0.00%
	Under Votes:	0 0.00%	0 0.00%	10 17.24%	10 17.24%



Precinct Report — Unofficial
PRIMARY ELECTION HELD ON — OFFICIAL BALLOT FOR CAMPBELL COUNTY — May 21, 2019



Total Number of Voters : 10,172 of 0 = 0.00%

Precincts Reporting 68 of 68 = 100.00%


Party	Candidate	Absentee		Early		Election		Total	
Precinct A409 (Ballots Cast: 189)									
GOVERNOR and LIEUTENANT GOVERNOR, Vote For 1									
	William E. WOODS Justin B. MILLER	0	0.00%	0	0.00%	7	7.07%	7	7.07%
	Matthew G. BEVIN Ralph A. ALVARADO	0	0.00%	0	0.00%	44	44.44%	44	44.44%
	Robert GOFORTH Michael T. HOGAN	0	0.00%	0	0.00%	45	45.45%	45	45.45%
	Ike LAWRENCE James Anthony ROSE	0	0.00%	0	0.00%	3	3.03%	3	3.03%
	Cast Votes:	0	0.00%	0	0.00%	99	97.06%	99	97.06%
	Over Votes:	0	0.00%	0	0.00%	0	0.00%	0	0.00%
	Under Votes:	0	0.00%	0	0.00%	3	2.94%	3	2.94%
SECRETARY of STATE, Vote For 1									
	Carl NETT	0	0.00%	0	0.00%	8	9.64%	8	9.64%
	Michael G. ADAMS	0	0.00%	0	0.00%	34	40.96%	34	40.96%
	Andrew ENGLISH	0	0.00%	0	0.00%	17	20.48%	17	20.48%
	Stephen L. KNIPPER	0	0.00%	0	0.00%	24	28.92%	24	28.92%
	Cast Votes:	0	0.00%	0	0.00%	83	81.37%	83	81.37%
	Over Votes:	0	0.00%	0	0.00%	0	0.00%	0	0.00%
	Under Votes:	0	0.00%	0	0.00%	19	18.63%	19	18.63%
ATTORNEY GENERAL, Vote For 1									
	Wil SCHRODER	0	0.00%	0	0.00%	82	81.19%	82	81.19%
	Daniel CAMERON	0	0.00%	0	0.00%	19	18.81%	19	18.81%
	Cast Votes:	0	0.00%	0	0.00%	101	99.02%	101	99.02%
	Over Votes:	0	0.00%	0	0.00%	0	0.00%	0	0.00%
	Under Votes:	0	0.00%	0	0.00%	1	0.98%	1	0.98%
COMMISSIONER of AGRICULTURE, Vote For 1									
	Ryan F. QUARLES	0	0.00%	0	0.00%	58	71.60%	58	71.60%
	Bill POLYNIAK	0	0.00%	0	0.00%	23	28.40%	23	28.40%
	Cast Votes:	0	0.00%	0	0.00%	81	79.41%	81	79.41%
	Over Votes:	0	0.00%	0	0.00%	0	0.00%	0	0.00%
	Under Votes:	0	0.00%	0	0.00%	21	20.59%	21	20.59%
GOVERNOR and LIEUTENANT GOVERNOR, Vote For 1									
	Geoffrey M."Geoff" YOUNG Joshua N. "Josh" FRENCH	0	0.00%	0	0.00%	2	2.30%	2	2.30%
	Rocky ADKINS Stephanie HORNE	0	0.00%	0	0.00%	11	12.64%	11	12.64%
	Andy BESHEAR Jacqueline COLEMAN	0	0.00%	0	0.00%	45	51.72%	45	51.72%
	Adam H. EDELEN Gill HOLLAND	0	0.00%	0	0.00%	29	33.33%	29	33.33%
	Cast Votes:	0	0.00%	0	0.00%	87	100.00%	87	100.00%
	Over Votes:	0	0.00%	0	0.00%	0	0.00%	0	0.00%
	Under Votes:	0	0.00%	0	0.00%	0	0.00%	0	0.00%

Precinct Report — Unofficial
PRIMARY ELECTION HELD ON — OFFICIAL BALLOT FOR CAMPBELL COUNTY — May 21, 2019

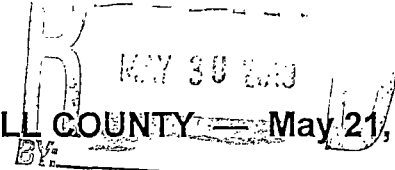
Total Number of Voters : 10,172 of 0 = 0.00%

Precincts Reporting 68 of 68 = 100.00%

Party	Candidate	Absentee	Early	Election	Total
Precinct A409 (Ballots Cast: 189)					
SECRETARY of STATE, Vote For 1					
	Geoff SEBESTA	0 0.00%	0 0.00%	3 3.85%	3 3.85%
	Jason S. BELCHER	0 0.00%	0 0.00%	7 8.97%	7 8.97%
	Jason GRIFFITH	0 0.00%	0 0.00%	14 17.95%	14 17.95%
	Heather French HENRY	0 0.00%	0 0.00%	54 69.23%	54 69.23%
	Cast Votes:	0 0.00%	0 0.00%	78 89.66%	78 89.66%
	Over Votes:	0 0.00%	0 0.00%	0 0.00%	0 0.00%
	Under Votes:	0 0.00%	0 0.00%	9 10.34%	9 10.34%
AUDITOR of PUBLIC ACCOUNTS, Vote For 1					
	Chris TOBE	0 0.00%	0 0.00%	27 37.50%	27 37.50%
	Kelsey Hayes COOTS	0 0.00%	0 0.00%	19 26.39%	19 26.39%
	Drew CURTIS	0 0.00%	0 0.00%	9 12.50%	9 12.50%
	Sheri DONAHUE	0 0.00%	0 0.00%	17 23.61%	17 23.61%
	Cast Votes:	0 0.00%	0 0.00%	72 82.76%	72 82.76%
	Over Votes:	0 0.00%	0 0.00%	0 0.00%	0 0.00%
	Under Votes:	0 0.00%	0 0.00%	15 17.24%	15 17.24%
STATE TREASURER, Vote For 1					
	Josh MERS	0 0.00%	0 0.00%	34 47.89%	34 47.89%
	Michael BOWMAN	0 0.00%	0 0.00%	37 52.11%	37 52.11%
	Cast Votes:	0 0.00%	0 0.00%	71 81.61%	71 81.61%
	Over Votes:	0 0.00%	0 0.00%	0 0.00%	0 0.00%
	Under Votes:	0 0.00%	0 0.00%	16 18.39%	16 18.39%
COMMISSIONER of AGRICULTURE, Vote For 1					
	Joe TRIGG	0 0.00%	0 0.00%	43 62.32%	43 62.32%
	Robert Haley CONWAY	0 0.00%	0 0.00%	26 37.68%	26 37.68%
	Cast Votes:	0 0.00%	0 0.00%	69 79.31%	69 79.31%
	Over Votes:	0 0.00%	0 0.00%	0 0.00%	0 0.00%
	Under Votes:	0 0.00%	0 0.00%	18 20.69%	18 20.69%



Precinct Report — Unofficial
PRIMARY ELECTION HELD ON — OFFICIAL BALLOT FOR CAMPBELL COUNTY — May 21, 2019



05/21/2019 07:41 PM

Total Number of Voters : 10,172 of 0 = 0.00%

Precincts Reporting 68 of 68 = 100.00%

Party	Candidate	Absentee	Early	Election	Total
Precinct A410 (Ballots Cast: 165)					
GOVERNOR and LIEUTENANT GOVERNOR, Vote For 1					
	William E. WOODS Justin B. MILLER	0 0.00%	0 0.00%	12 13.04%	12 13.04%
	Matthew G. BEVIN Ralph A. ALVARADO	0 0.00%	0 0.00%	43 46.74%	43 46.74%
	Robert GOFORTH Michael T. HOGAN	0 0.00%	0 0.00%	32 34.78%	32 34.78%
	Ike LAWRENCE James Anthony ROSE	0 0.00%	0 0.00%	5 5.43%	5 5.43%
	Cast Votes:	0 0.00%	0 0.00%	92 96.84%	92 96.84%
	Over Votes:	0 0.00%	0 0.00%	0 0.00%	0 0.00%
	Under Votes:	0 0.00%	0 0.00%	3 3.16%	3 3.16%
SECRETARY of STATE, Vote For 1					
	Carl NETT	0 0.00%	0 0.00%	5 7.14%	5 7.14%
	Michael G. ADAMS	0 0.00%	0 0.00%	32 45.71%	32 45.71%
	Andrew ENGLISH	0 0.00%	0 0.00%	20 28.57%	20 28.57%
	Stephen L. KNIPPER	0 0.00%	0 0.00%	13 18.57%	13 18.57%
	Cast Votes:	0 0.00%	0 0.00%	70 73.68%	70 73.68%
	Over Votes:	0 0.00%	0 0.00%	0 0.00%	0 0.00%
	Under Votes:	0 0.00%	0 0.00%	25 26.32%	25 26.32%
ATTORNEY GENERAL, Vote For 1					
	Wil SCHRODER	0 0.00%	0 0.00%	71 76.34%	71 76.34%
	Daniel CAMERON	0 0.00%	0 0.00%	22 23.66%	22 23.66%
	Cast Votes:	0 0.00%	0 0.00%	93 97.89%	93 97.89%
	Over Votes:	0 0.00%	0 0.00%	0 0.00%	0 0.00%
	Under Votes:	0 0.00%	0 0.00%	2 2.11%	2 2.11%
COMMISSIONER of AGRICULTURE, Vote For 1					
	Ryan F. QUARLES	0 0.00%	0 0.00%	57 81.43%	57 81.43%
	Bill POLYNIK	0 0.00%	0 0.00%	13 18.57%	13 18.57%
	Cast Votes:	0 0.00%	0 0.00%	70 73.68%	70 73.68%
	Over Votes:	0 0.00%	0 0.00%	0 0.00%	0 0.00%
	Under Votes:	0 0.00%	0 0.00%	25 26.32%	25 26.32%
GOVERNOR and LIEUTENANT GOVERNOR, Vote For 1					
	Geoffrey M. "Geoff" YOUNG Joshua N. "Josh" FRENCH	0 0.00%	0 0.00%	2 2.94%	2 2.94%
	Rocky ADKINS Stephanie HORNE	0 0.00%	0 0.00%	7 10.29%	7 10.29%
	Andy BESHEAR Jacqueline COLEMAN	0 0.00%	0 0.00%	28 41.18%	28 41.18%
	Adam H. EDELEN Gill HOLLAND	0 0.00%	0 0.00%	31 45.59%	31 45.59%
	Cast Votes:	0 0.00%	0 0.00%	68 97.14%	68 97.14%
	Over Votes:	0 0.00%	0 0.00%	0 0.00%	0 0.00%
	Under Votes:	0 0.00%	0 0.00%	2 2.86%	2 2.86%

Precinct Report — Unofficial
PRIMARY ELECTION HELD ON — OFFICIAL BALLOT FOR CAMPBELL COUNTY — May 21, 2019

Page 68 of 136

05/21/2019 07:41 PM

Total Number of Voters : 10,172 of 0 = 0.00%

Precincts Reporting 68 of 68 = 100.00%

Party	Candidate	Absentee		Early		Election		Total	
Precinct A410 (Ballots Cast: 165)									
SECRETARY of STATE, Vote For 1									
	Geoff SEBESTA	0	0.00%	0	0.00%	2	3.33%	2	3.33%
	Jason S. BELCHER	0	0.00%	0	0.00%	11	18.33%	11	18.33%
	Jason GRIFFITH	0	0.00%	0	0.00%	17	28.33%	17	28.33%
	Heather French HENRY	0	0.00%	0	0.00%	30	50.00%	30	50.00%
	Cast Votes:	0	0.00%	0	0.00%	60	85.71%	60	85.71%
	Over Votes:	0	0.00%	0	0.00%	0	0.00%	0	0.00%
	Under Votes:	0	0.00%	0	0.00%	10	14.29%	10	14.29%
AUDITOR of PUBLIC ACCOUNTS, Vote For 1									
	Chris TOBE	0	0.00%	0	0.00%	25	43.86%	25	43.86%
	Kelsey Hayes COOTS	0	0.00%	0	0.00%	10	17.54%	10	17.54%
	Drew CURTIS	0	0.00%	0	0.00%	3	5.26%	3	5.26%
	Sheri DONAHUE	0	0.00%	0	0.00%	19	33.33%	19	33.33%
	Cast Votes:	0	0.00%	0	0.00%	57	81.43%	57	81.43%
	Over Votes:	0	0.00%	0	0.00%	1	1.43%	1	1.43%
	Under Votes:	0	0.00%	0	0.00%	12	17.14%	12	17.14%
STATE TREASURER, Vote For 1									
	Josh MERS	0	0.00%	0	0.00%	26	46.43%	26	46.43%
	Michael BOWMAN	0	0.00%	0	0.00%	30	53.57%	30	53.57%
	Cast Votes:	0	0.00%	0	0.00%	56	80.00%	56	80.00%
	Over Votes:	0	0.00%	0	0.00%	0	0.00%	0	0.00%
	Under Votes:	0	0.00%	0	0.00%	14	20.00%	14	20.00%
COMMISSIONER of AGRICULTURE, Vote For 1									
	Joe TRIGG	0	0.00%	0	0.00%	30	51.72%	30	51.72%
	Robert Haley CONWAY	0	0.00%	0	0.00%	28	48.28%	28	48.28%
	Cast Votes:	0	0.00%	0	0.00%	58	82.86%	58	82.86%
	Over Votes:	0	0.00%	0	0.00%	0	0.00%	0	0.00%
	Under Votes:	0	0.00%	0	0.00%	12	17.14%	12	17.14%

RECEIVED
 MAY 30 2019
 BY: _____

Precinct Report — Unofficial
PRIMARY ELECTION HELD ON — OFFICIAL BALLOT FOR CAMPBELL COUNTY — May 21, 2019

K
MAY 30 2019
BT

Total Number of Voters : 10,172 of 0 = 0.00%

Precincts Reporting 68 of 68 = 100.00%

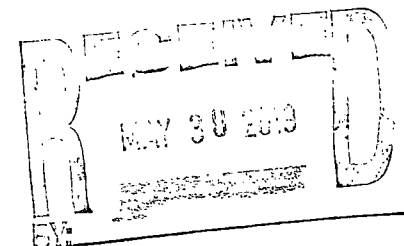
Party	Candidate	Absentee		Early		Election		Total	
Precinct A411 (Ballots Cast: 98)									
GOVERNOR and LIEUTENANT GOVERNOR, Vote For 1									
	William E. WOODS Justin B. MILLER	0	0.00%	0	0.00%	3	6.00%	3	6.00%
	Matthew G. BEVIN Ralph A. ALVARADO	0	0.00%	0	0.00%	27	54.00%	27	54.00%
	Robert GOFORTH Michael T. HOGAN	0	0.00%	0	0.00%	20	40.00%	20	40.00%
	Ike LAWRENCE James Anthony ROSE	0	0.00%	0	0.00%	0	0.00%	0	0.00%
	Cast Votes:	0	0.00%	0	0.00%	50	100.00%	50	100.00%
	Over Votes:	0	0.00%	0	0.00%	0	0.00%	0	0.00%
	Under Votes:	0	0.00%	0	0.00%	0	0.00%	0	0.00%
SECRETARY of STATE, Vote For 1									
	Carl NETT	0	0.00%	0	0.00%	5	11.90%	5	11.90%
	Michael G. ADAMS	0	0.00%	0	0.00%	11	26.19%	11	26.19%
	Andrew ENGLISH	0	0.00%	0	0.00%	9	21.43%	9	21.43%
	Stephen L. KNIPPER	0	0.00%	0	0.00%	17	40.48%	17	40.48%
	Cast Votes:	0	0.00%	0	0.00%	42	84.00%	42	84.00%
	Over Votes:	0	0.00%	0	0.00%	0	0.00%	0	0.00%
	Under Votes:	0	0.00%	0	0.00%	8	16.00%	8	16.00%
ATTORNEY GENERAL, Vote For 1									
	Wil SCHRODER	0	0.00%	0	0.00%	30	61.22%	30	61.22%
	Daniel CAMERON	0	0.00%	0	0.00%	19	38.78%	19	38.78%
	Cast Votes:	0	0.00%	0	0.00%	49	98.00%	49	98.00%
	Over Votes:	0	0.00%	0	0.00%	0	0.00%	0	0.00%
	Under Votes:	0	0.00%	0	0.00%	1	2.00%	1	2.00%
COMMISSIONER of AGRICULTURE, Vote For 1									
	Ryan F. QUARLES	0	0.00%	0	0.00%	28	68.29%	28	68.29%
	Bill POLYNYIAK	0	0.00%	0	0.00%	13	31.71%	13	31.71%
	Cast Votes:	0	0.00%	0	0.00%	41	82.00%	41	82.00%
	Over Votes:	0	0.00%	0	0.00%	0	0.00%	0	0.00%
	Under Votes:	0	0.00%	0	0.00%	9	18.00%	9	18.00%
GOVERNOR and LIEUTENANT GOVERNOR, Vote For 1									
	Geoffrey M."Geoff" YOUNG Joshua N. "Josh" FRENCH	0	0.00%	0	0.00%	4	8.33%	4	8.33%
	Rocky ADKINS Stephanie HORNE	0	0.00%	0	0.00%	7	14.58%	7	14.58%
	Andy BESHEAR Jacqueline COLEMAN	0	0.00%	0	0.00%	19	39.58%	19	39.58%
	Adam H. EDELEN Gill HOLLAND	0	0.00%	0	0.00%	18	37.50%	18	37.50%
	Cast Votes:	0	0.00%	0	0.00%	48	100.00%	48	100.00%
	Over Votes:	0	0.00%	0	0.00%	0	0.00%	0	0.00%
	Under Votes:	0	0.00%	0	0.00%	0	0.00%	0	0.00%

Precinct Report — Unofficial
PRIMARY ELECTION HELD ON — OFFICIAL BALLOT FOR CAMPBELL COUNTY — May 21, 2019


Total Number of Voters : 10,172 of 0 = 0.00%

Precincts Reporting 68 of 68 = 100.00%

Party	Candidate	Absentee		Early		Election		Total	
Precinct A411 (Ballots Cast: 98)									
SECRETARY of STATE, Vote For 1									
	Geoff SEBESTA	0	0.00%	0	0.00%	0	0.00%	0	0.00%
	Jason S. BELCHER	0	0.00%	0	0.00%	5	10.42%	5	10.42%
	Jason GRIFFITH	0	0.00%	0	0.00%	6	12.50%	6	12.50%
	Heather French HENRY	0	0.00%	0	0.00%	37	77.08%	37	77.08%
	Cast Votes:	0	0.00%	0	0.00%	48	100.00%	48	100.00%
	Over Votes:	0	0.00%	0	0.00%	0	0.00%	0	0.00%
	Under Votes:	0	0.00%	0	0.00%	0	0.00%	0	0.00%
AUDITOR of PUBLIC ACCOUNTS, Vote For 1									
	Chris TOBE	0	0.00%	0	0.00%	10	22.73%	10	22.73%
	Kelsey Hayes COOTS	0	0.00%	0	0.00%	10	22.73%	10	22.73%
	Drew CURTIS	0	0.00%	0	0.00%	4	9.09%	4	9.09%
	Sheri DONAHUE	0	0.00%	0	0.00%	20	45.45%	20	45.45%
	Cast Votes:	0	0.00%	0	0.00%	44	91.67%	44	91.67%
	Over Votes:	0	0.00%	0	0.00%	0	0.00%	0	0.00%
	Under Votes:	0	0.00%	0	0.00%	4	8.33%	4	8.33%
STATE TREASURER, Vote For 1									
	Josh MERS	0	0.00%	0	0.00%	18	40.91%	18	40.91%
	Michael BOWMAN	0	0.00%	0	0.00%	26	59.09%	26	59.09%
	Cast Votes:	0	0.00%	0	0.00%	44	91.67%	44	91.67%
	Over Votes:	0	0.00%	0	0.00%	0	0.00%	0	0.00%
	Under Votes:	0	0.00%	0	0.00%	4	8.33%	4	8.33%
COMMISSIONER of AGRICULTURE, Vote For 1									
	Joe TRIGG	0	0.00%	0	0.00%	17	38.64%	17	38.64%
	Robert Haley CONWAY	0	0.00%	0	0.00%	27	61.36%	27	61.36%
	Cast Votes:	0	0.00%	0	0.00%	44	91.67%	44	91.67%
	Over Votes:	0	0.00%	0	0.00%	0	0.00%	0	0.00%
	Under Votes:	0	0.00%	0	0.00%	4	8.33%	4	8.33%



Precinct Report — Unofficial
PRIMARY ELECTION HELD ON — OFFICIAL BALLOT FOR CAMPBELL COUNTY — May 21, 2019



05/21/2019 07:41 PM

Precincts Reporting 68 of 68 = 100.00%

Total Number of Voters : 10,172 of 0 = 0.00%


Party	Candidate	Absentee	Early	Election	Total
Precinct A412 (Ballots Cast: 204)					
GOVERNOR and LIEUTENANT GOVERNOR, Vote For 1					
	William E. WOODS Justin B. MILLER	0 0.00%	0 0.00%	12 10.71%	12 10.71%
	Matthew G. BEVIN Ralph A. ALVARADO	0 0.00%	0 0.00%	47 41.96%	47 41.96%
	Robert GOFORTH Michael T. HOGAN	0 0.00%	0 0.00%	48 42.86%	48 42.86%
	Ike LAWRENCE James Anthony ROSE	0 0.00%	0 0.00%	5 4.46%	5 4.46%
	Cast Votes:	0 0.00%	0 0.00%	112 97.39%	112 97.39%
	Over Votes:	0 0.00%	0 0.00%	0 0.00%	0 0.00%
	Under Votes:	0 0.00%	0 0.00%	3 2.61%	3 2.61%
SECRETARY of STATE, Vote For 1					
	Carl NETT	0 0.00%	0 0.00%	12 14.63%	12 14.63%
	Michael G. ADAMS	0 0.00%	0 0.00%	31 37.80%	31 37.80%
	Andrew ENGLISH	0 0.00%	0 0.00%	23 28.05%	23 28.05%
	Stephen L. KNIPPER	0 0.00%	0 0.00%	16 19.51%	16 19.51%
	Cast Votes:	0 0.00%	0 0.00%	82 71.30%	82 71.30%
	Over Votes:	0 0.00%	0 0.00%	0 0.00%	0 0.00%
	Under Votes:	0 0.00%	0 0.00%	33 28.70%	33 28.70%
ATTORNEY GENERAL, Vote For 1					
	Wil SCHRODER	0 0.00%	0 0.00%	77 69.37%	77 69.37%
	Daniel CAMERON	0 0.00%	0 0.00%	34 30.63%	34 30.63%
	Cast Votes:	0 0.00%	0 0.00%	111 96.52%	111 96.52%
	Over Votes:	0 0.00%	0 0.00%	0 0.00%	0 0.00%
	Under Votes:	0 0.00%	0 0.00%	4 3.48%	4 3.48%
COMMISSIONER of AGRICULTURE, Vote For 1					
	Ryan F. QUARLES	0 0.00%	0 0.00%	65 78.31%	65 78.31%
	Bill POLYNYAK	0 0.00%	0 0.00%	18 21.69%	18 21.69%
	Cast Votes:	0 0.00%	0 0.00%	83 72.17%	83 72.17%
	Over Votes:	0 0.00%	0 0.00%	1 0.87%	1 0.87%
	Under Votes:	0 0.00%	0 0.00%	31 26.96%	31 26.96%
GOVERNOR and LIEUTENANT GOVERNOR, Vote For 1					
	Geoffrey M."Geoff" YOUNG Joshua N. "Josh" FRENCH	0 0.00%	0 0.00%	2 2.25%	2 2.25%
	Rocky ADKINS Stephanie HORNE	0 0.00%	0 0.00%	11 12.36%	11 12.36%
	Andy BESHEAR Jacqueline COLEMAN	0 0.00%	0 0.00%	51 57.30%	51 57.30%
	Adam H. EDELEN Gill HOLLAND	0 0.00%	0 0.00%	25 28.09%	25 28.09%
	Cast Votes:	0 0.00%	0 0.00%	89 100.00%	89 100.00%
	Over Votes:	0 0.00%	0 0.00%	0 0.00%	0 0.00%
	Under Votes:	0 0.00%	0 0.00%	0 0.00%	0 0.00%

Precinct Report — Unofficial
PRIMARY ELECTION HELD ON — OFFICIAL BALLOT FOR CAMPBELL COUNTY — May 21, 2019

Total Number of Voters : 10,172 of 0 = 0.00%


Precincts Reporting 68 of 68 = 100.00%

Party	Candidate	Absentee	Early	Election	Total
Precinct A412 (Ballots Cast: 204)					
SECRETARY of STATE, Vote For 1					
	Geoff SEBESTA	0 0.00%	0 0.00%	2 2.38%	2 2.38%
	Jason S. BELCHER	0 0.00%	0 0.00%	8 9.52%	8 9.52%
	Jason GRIFFITH	0 0.00%	0 0.00%	12 14.29%	12 14.29%
	Heather French HENRY	0 0.00%	0 0.00%	62 73.81%	62 73.81%
	Cast Votes:	0 0.00%	0 0.00%	84 94.38%	84 94.38%
	Over Votes:	0 0.00%	0 0.00%	0 0.00%	0 0.00%
	Under Votes:	0 0.00%	0 0.00%	5 5.62%	5 5.62%
AUDITOR of PUBLIC ACCOUNTS, Vote For 1					
	Chris TOBE	0 0.00%	0 0.00%	21 28.00%	21 28.00%
	Kelsey Hayes COOTS	0 0.00%	0 0.00%	22 29.33%	22 29.33%
	Drew CURTIS	0 0.00%	0 0.00%	8 10.67%	8 10.67%
	Sheri DONAHUE	0 0.00%	0 0.00%	24 32.00%	24 32.00%
	Cast Votes:	0 0.00%	0 0.00%	75 84.27%	75 84.27%
	Over Votes:	0 0.00%	0 0.00%	0 0.00%	0 0.00%
	Under Votes:	0 0.00%	0 0.00%	14 15.73%	14 15.73%
STATE TREASURER, Vote For 1					
	Josh MERS	0 0.00%	0 0.00%	33 45.83%	33 45.83%
	Michael BOWMAN	0 0.00%	0 0.00%	39 54.17%	39 54.17%
	Cast Votes:	0 0.00%	0 0.00%	72 80.90%	72 80.90%
	Over Votes:	0 0.00%	0 0.00%	0 0.00%	0 0.00%
	Under Votes:	0 0.00%	0 0.00%	17 19.10%	17 19.10%
COMMISSIONER of AGRICULTURE, Vote For 1					
	Joe TRIGG	0 0.00%	0 0.00%	36 50.70%	36 50.70%
	Robert Haley CONWAY	0 0.00%	0 0.00%	35 49.30%	35 49.30%
	Cast Votes:	0 0.00%	0 0.00%	71 79.78%	71 79.78%
	Over Votes:	0 0.00%	0 0.00%	0 0.00%	0 0.00%
	Under Votes:	0 0.00%	0 0.00%	18 20.22%	18 20.22%



Precinct Report — Unofficial
PRIMARY ELECTION HELD ON — OFFICIAL BALLOT FOR CAMPBELL COUNTY — May 21, 2019

Page 73 of 136



05/21/2019 07:41 PM

Total Number of Voters : 10,172 of 0 = 0.00%


Party	Candidate	Absentee	Early	Election	Total
Precinct A414 (Ballots Cast: 85)					
GOVERNOR and LIEUTENANT GOVERNOR, Vote For 1					
	William E. WOODS Justin B. MILLER	0 0.00%	0 0.00%	4 8.51%	4 8.51%
	Matthew G. BEVIN Ralph A. ALVARADO	0 0.00%	0 0.00%	28 59.57%	28 59.57%
	Robert GOFORTH Michael T. HOGAN	0 0.00%	0 0.00%	14 29.79%	14 29.79%
	Ike LAWRENCE James Anthony ROSE	0 0.00%	0 0.00%	1 2.13%	1 2.13%
	Cast Votes:	0 0.00%	0 0.00%	47 94.00%	47 94.00%
	Over Votes:	0 0.00%	0 0.00%	0 0.00%	0 0.00%
	Under Votes:	0 0.00%	0 0.00%	3 6.00%	3 6.00%
SECRETARY of STATE, Vote For 1					
	Carl NETT	0 0.00%	0 0.00%	2 5.13%	2 5.13%
	Michael G. ADAMS	0 0.00%	0 0.00%	16 41.03%	16 41.03%
	Andrew ENGLISH	0 0.00%	0 0.00%	9 23.08%	9 23.08%
	Stephen L. KNIPPER	0 0.00%	0 0.00%	12 30.77%	12 30.77%
	Cast Votes:	0 0.00%	0 0.00%	39 78.00%	39 78.00%
	Over Votes:	0 0.00%	0 0.00%	0 0.00%	0 0.00%
	Under Votes:	0 0.00%	0 0.00%	11 22.00%	11 22.00%
ATTORNEY GENERAL, Vote For 1					
	Wil SCHRODER	0 0.00%	0 0.00%	33 67.35%	33 67.35%
	Daniel CAMERON	0 0.00%	0 0.00%	16 32.65%	16 32.65%
	Cast Votes:	0 0.00%	0 0.00%	49 98.00%	49 98.00%
	Over Votes:	0 0.00%	0 0.00%	0 0.00%	0 0.00%
	Under Votes:	0 0.00%	0 0.00%	1 2.00%	1 2.00%
COMMISSIONER of AGRICULTURE, Vote For 1					
	Ryan F. QUARLES	0 0.00%	0 0.00%	29 74.36%	29 74.36%
	Bill POLYNIAC	0 0.00%	0 0.00%	10 25.64%	10 25.64%
	Cast Votes:	0 0.00%	0 0.00%	39 78.00%	39 78.00%
	Over Votes:	0 0.00%	0 0.00%	0 0.00%	0 0.00%
	Under Votes:	0 0.00%	0 0.00%	11 22.00%	11 22.00%
GOVERNOR and LIEUTENANT GOVERNOR, Vote For 1					
	Geoffrey M."Geoff" YOUNG Joshua N. "Josh" FRENCH	0 0.00%	0 0.00%	0 0.00%	0 0.00%
	Rocky ADKINS Stephanie HORNE	0 0.00%	0 0.00%	7 20.00%	7 20.00%
	Andy BESHEAR Jacqueline COLEMAN	0 0.00%	0 0.00%	13 37.14%	13 37.14%
	Adam H. EDELEN Gill HOLLAND	0 0.00%	0 0.00%	15 42.86%	15 42.86%
	Cast Votes:	0 0.00%	0 0.00%	35 100.00%	35 100.00%
	Over Votes:	0 0.00%	0 0.00%	0 0.00%	0 0.00%
	Under Votes:	0 0.00%	0 0.00%	0 0.00%	0 0.00%

Precinct Report — Unofficial
PRIMARY ELECTION HELD ON — OFFICIAL BALLOT FOR CAMPBELL COUNTY — May 21, 2019


Total Number of Voters : 10,172 of 0 = 0.00%

Precincts Reporting 68 of 68 = 100.00%

Party	Candidate	Absentee		Early		Election		Total	
Precinct A414 (Ballots Cast: 85)									
SECRETARY of STATE, Vote For 1									
	Geoff SEBESTA	0	0.00%	0	0.00%	2	5.71%	2	5.71%
	Jason S. BELCHER	0	0.00%	0	0.00%	8	22.86%	8	22.86%
	Jason GRIFFITH	0	0.00%	0	0.00%	6	17.14%	6	17.14%
	Heather French HENRY	0	0.00%	0	0.00%	19	54.29%	19	54.29%
	Cast Votes:	0	0.00%	0	0.00%	35	100.00%	35	100.00%
	Over Votes:	0	0.00%	0	0.00%	0	0.00%	0	0.00%
	Under Votes:	0	0.00%	0	0.00%	0	0.00%	0	0.00%
AUDITOR of PUBLIC ACCOUNTS, Vote For 1									
	Chris TOBE	0	0.00%	0	0.00%	7	24.14%	7	24.14%
	Kelsey Hayes COOTS	0	0.00%	0	0.00%	10	34.48%	10	34.48%
	Drew CURTIS	0	0.00%	0	0.00%	3	10.34%	3	10.34%
	Sheri DONAHUE	0	0.00%	0	0.00%	9	31.03%	9	31.03%
	Cast Votes:	0	0.00%	0	0.00%	29	82.86%	29	82.86%
	Over Votes:	0	0.00%	0	0.00%	0	0.00%	0	0.00%
	Under Votes:	0	0.00%	0	0.00%	6	17.14%	6	17.14%
STATE TREASURER, Vote For 1									
	Josh MERS	0	0.00%	0	0.00%	13	43.33%	13	43.33%
	Michael BOWMAN	0	0.00%	0	0.00%	17	56.67%	17	56.67%
	Cast Votes:	0	0.00%	0	0.00%	30	85.71%	30	85.71%
	Over Votes:	0	0.00%	0	0.00%	0	0.00%	0	0.00%
	Under Votes:	0	0.00%	0	0.00%	5	14.29%	5	14.29%
COMMISSIONER of AGRICULTURE, Vote For 1									
	Joe TRIGG	0	0.00%	0	0.00%	10	35.71%	10	35.71%
	Robert Haley CONWAY	0	0.00%	0	0.00%	18	64.29%	18	64.29%
	Cast Votes:	0	0.00%	0	0.00%	28	80.00%	28	80.00%
	Over Votes:	0	0.00%	0	0.00%	0	0.00%	0	0.00%
	Under Votes:	0	0.00%	0	0.00%	7	20.00%	7	20.00%



Precinct Report — Unofficial
PRIMARY ELECTION HELD ON — OFFICIAL BALLOT FOR CAMPBELL COUNTY — May 21, 2019



05/21/2019 07:41 PM

Precincts Reporting 68 of 68 = 100.00%

Total Number of Voters : 10,172 of 0 = 0.00%


Party	Candidate	Absentee	Early	Election	Total
Precinct A418 (Ballots Cast: 250)					
GOVERNOR and LIEUTENANT GOVERNOR, Vote For 1					
	William E. WOODS Justin B. MILLER	0 0.00%	0 0.00%	14 11.57%	14 11.57%
	Matthew G. BEVIN Ralph A. ALVARADO	0 0.00%	0 0.00%	63 52.07%	63 52.07%
	Robert GOFORTH Michael T. HOGAN	0 0.00%	0 0.00%	39 32.23%	39 32.23%
	Ike LAWRENCE James Anthony ROSE	0 0.00%	0 0.00%	5 4.13%	5 4.13%
	Cast Votes:	0 0.00%	0 0.00%	121 100.00%	121 100.00%
	Over Votes:	0 0.00%	0 0.00%	0 0.00%	0 0.00%
	Under Votes:	0 0.00%	0 0.00%	0 0.00%	0 0.00%
SECRETARY of STATE, Vote For 1					
	Carl NETT	0 0.00%	0 0.00%	17 16.83%	17 16.83%
	Michael G. ADAMS	0 0.00%	0 0.00%	24 23.76%	24 23.76%
	Andrew ENGLISH	0 0.00%	0 0.00%	28 27.72%	28 27.72%
	Stephen L. KNIPPER	0 0.00%	0 0.00%	32 31.68%	32 31.68%
	Cast Votes:	0 0.00%	0 0.00%	101 83.47%	101 83.47%
	Over Votes:	0 0.00%	0 0.00%	0 0.00%	0 0.00%
	Under Votes:	0 0.00%	0 0.00%	20 16.53%	20 16.53%
ATTORNEY GENERAL, Vote For 1					
	Wil SCHRODER	0 0.00%	0 0.00%	87 73.11%	87 73.11%
	Daniel CAMERON	0 0.00%	0 0.00%	32 26.89%	32 26.89%
	Cast Votes:	0 0.00%	0 0.00%	119 98.35%	119 98.35%
	Over Votes:	0 0.00%	0 0.00%	0 0.00%	0 0.00%
	Under Votes:	0 0.00%	0 0.00%	2 1.65%	2 1.65%
COMMISSIONER of AGRICULTURE, Vote For 1					
	Ryan F. QUARLES	0 0.00%	0 0.00%	78 75.73%	78 75.73%
	Bill POLYNIK	0 0.00%	0 0.00%	25 24.27%	25 24.27%
	Cast Votes:	0 0.00%	0 0.00%	103 85.12%	103 85.12%
	Over Votes:	0 0.00%	0 0.00%	0 0.00%	0 0.00%
	Under Votes:	0 0.00%	0 0.00%	18 14.88%	18 14.88%
GOVERNOR and LIEUTENANT GOVERNOR, Vote For 1					
	Geoffrey M."Geoff" YOUNG Joshua N. "Josh" FRENCH	0 0.00%	0 0.00%	1 0.78%	1 0.78%
	Rocky ADKINS Stephanie HORNE	0 0.00%	0 0.00%	19 14.73%	19 14.73%
	Andy BESHEAR Jacqueline COLEMAN	0 0.00%	0 0.00%	68 52.71%	68 52.71%
	Adam H. EDELEN Gill HOLLAND	0 0.00%	0 0.00%	41 31.78%	41 31.78%
	Cast Votes:	0 0.00%	0 0.00%	129 100.00%	129 100.00%
	Over Votes:	0 0.00%	0 0.00%	0 0.00%	0 0.00%
	Under Votes:	0 0.00%	0 0.00%	0 0.00%	0 0.00%

Precinct Report — Unofficial
PRIMARY ELECTION HELD ON — OFFICIAL BALLOT FOR CAMPBELL COUNTY — May 21, 2019

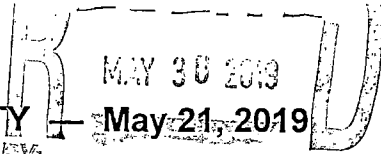
Total Number of Voters : 10,172 of 0 = 0.00%

Precincts Reporting 68 of 68 = 100.00%

Party	Candidate	Absentee		Early		Election		Total	
Precinct A418 (Ballots Cast: 250)									
SECRETARY of STATE, Vote For 1									
	Geoff SEBESTA	0	0.00%	0	0.00%	5	3.94%	5	3.94%
	Jason S. BELCHER	0	0.00%	0	0.00%	17	13.39%	17	13.39%
	Jason GRIFFITH	0	0.00%	0	0.00%	20	15.75%	20	15.75%
	Heather French HENRY	0	0.00%	0	0.00%	85	66.93%	85	66.93%
	Cast Votes:	0	0.00%	0	0.00%	127	98.45%	127	98.45%
	Over Votes:	0	0.00%	0	0.00%	0	0.00%	0	0.00%
	Under Votes:	0	0.00%	0	0.00%	2	1.55%	2	1.55%
AUDITOR of PUBLIC ACCOUNTS, Vote For 1									
	Chris TOBE	0	0.00%	0	0.00%	26	21.67%	26	21.67%
	Kelsey Hayes COOTS	0	0.00%	0	0.00%	39	32.50%	39	32.50%
	Drew CURTIS	0	0.00%	0	0.00%	12	10.00%	12	10.00%
	Sheri DONAHUE	0	0.00%	0	0.00%	43	35.83%	43	35.83%
	Cast Votes:	0	0.00%	0	0.00%	120	93.02%	120	93.02%
	Over Votes:	0	0.00%	0	0.00%	0	0.00%	0	0.00%
	Under Votes:	0	0.00%	0	0.00%	9	6.98%	9	6.98%
STATE TREASURER, Vote For 1									
	Josh MERS	0	0.00%	0	0.00%	53	44.54%	53	44.54%
	Michael BOWMAN	0	0.00%	0	0.00%	66	55.46%	66	55.46%
	Cast Votes:	0	0.00%	0	0.00%	119	92.25%	119	92.25%
	Over Votes:	0	0.00%	0	0.00%	0	0.00%	0	0.00%
	Under Votes:	0	0.00%	0	0.00%	10	7.75%	10	7.75%
COMMISSIONER of AGRICULTURE, Vote For 1									
	Joe TRIGG	0	0.00%	0	0.00%	61	50.41%	61	50.41%
	Robert Haley CONWAY	0	0.00%	0	0.00%	60	49.59%	60	49.59%
	Cast Votes:	0	0.00%	0	0.00%	121	93.80%	121	93.80%
	Over Votes:	0	0.00%	0	0.00%	0	0.00%	0	0.00%
	Under Votes:	0	0.00%	0	0.00%	8	6.20%	8	6.20%



Precinct Report — Unofficial
PRIMARY ELECTION HELD ON — OFFICIAL BALLOT FOR CAMPBELL COUNTY


 MAY 30 2019
 May 21, 2019
 05/21/2019 07:41 PM
 Precincts Reporting 68 of 68 = 100.00%

Total Number of Voters : 10,172 of 0 = 0.00%

Party	Candidate	Absentee	Early	Election	Total
Precinct A419 (Ballots Cast: 119)					
GOVERNOR and LIEUTENANT GOVERNOR, Vote For 1					
	William E. WOODS Justin B. MILLER	0 0.00%	0 0.00%	6 10.00%	6 10.00%
	Matthew G. BEVIN Ralph A. ALVARADO	0 0.00%	0 0.00%	28 46.67%	28 46.67%
	Robert GOFORTH Michael T. HOGAN	0 0.00%	0 0.00%	24 40.00%	24 40.00%
	Ike LAWRENCE James Anthony ROSE	0 0.00%	0 0.00%	2 3.33%	2 3.33%
	Cast Votes:	0 0.00%	0 0.00%	60 98.36%	60 98.36%
	Over Votes:	0 0.00%	0 0.00%	0 0.00%	0 0.00%
	Under Votes:	0 0.00%	0 0.00%	1 1.64%	1 1.64%
SECRETARY of STATE, Vote For 1					
	Carl NETT	0 0.00%	0 0.00%	1 2.17%	1 2.17%
	Michael G. ADAMS	0 0.00%	0 0.00%	18 39.13%	18 39.13%
	Andrew ENGLISH	0 0.00%	0 0.00%	12 26.09%	12 26.09%
	Stephen L. KNIPPER	0 0.00%	0 0.00%	15 32.61%	15 32.61%
	Cast Votes:	0 0.00%	0 0.00%	46 75.41%	46 75.41%
	Over Votes:	0 0.00%	0 0.00%	0 0.00%	0 0.00%
	Under Votes:	0 0.00%	0 0.00%	15 24.59%	15 24.59%
ATTORNEY GENERAL, Vote For 1					
	Will SCHRODER	0 0.00%	0 0.00%	39 69.64%	39 69.64%
	Daniel CAMERON	0 0.00%	0 0.00%	17 30.36%	17 30.36%
	Cast Votes:	0 0.00%	0 0.00%	56 91.80%	56 91.80%
	Over Votes:	0 0.00%	0 0.00%	0 0.00%	0 0.00%
	Under Votes:	0 0.00%	0 0.00%	5 8.20%	5 8.20%
COMMISSIONER of AGRICULTURE, Vote For 1					
	Ryan F. QUARLES	0 0.00%	0 0.00%	32 74.42%	32 74.42%
	Bill POLYNIK	0 0.00%	0 0.00%	11 25.58%	11 25.58%
	Cast Votes:	0 0.00%	0 0.00%	43 70.49%	43 70.49%
	Over Votes:	0 0.00%	0 0.00%	0 0.00%	0 0.00%
	Under Votes:	0 0.00%	0 0.00%	18 29.51%	18 29.51%
GOVERNOR and LIEUTENANT GOVERNOR, Vote For 1					
	Geoffrey M."Geoff" YOUNG Joshua N. "Josh" FRENCH	0 0.00%	0 0.00%	1 1.72%	1 1.72%
	Rocky ADKINS Stephanie HORNE	0 0.00%	0 0.00%	10 17.24%	10 17.24%
	Andy BESHEAR Jacqueline COLEMAN	0 0.00%	0 0.00%	21 36.21%	21 36.21%
	Adam H. EDELEN Gill HOLLAND	0 0.00%	0 0.00%	26 44.83%	26 44.83%
	Cast Votes:	0 0.00%	0 0.00%	58 100.00%	58 100.00%
	Over Votes:	0 0.00%	0 0.00%	0 0.00%	0 0.00%
	Under Votes:	0 0.00%	0 0.00%	0 0.00%	0 0.00%

Precinct Report — Unofficial
PRIMARY ELECTION HELD ON — OFFICIAL BALLOT FOR CAMPBELL COUNTY — May 21, 2019

Page 78 of 136

05/21/2019 07:41 PM


Total Number of Voters : 10,172 of 0 = 0.00%.

Precincts Reporting 68 of 68 = 100.00%

Party	Candidate	Absentee		Early		Election		Total	
Precinct A419 (Ballots Cast: 119)									
SECRETARY of STATE, Vote For 1									
	Geoff SEBESTA	0	0.00%	0	0.00%	4	7.69%	4	7.69%
	Jason S. BELCHER	0	0.00%	0	0.00%	7	13.46%	7	13.46%
	Jason GRIFFITH	0	0.00%	0	0.00%	9	17.31%	9	17.31%
	Heather French HENRY	0	0.00%	0	0.00%	32	61.54%	32	61.54%
	Cast Votes:	0	0.00%	0	0.00%	52	89.66%	52	89.66%
	Over Votes:	0	0.00%	0	0.00%	0	0.00%	0	0.00%
	Under Votes:	0	0.00%	0	0.00%	6	10.34%	6	10.34%
AUDITOR of PUBLIC ACCOUNTS, Vote For 1									
	Chris TOBE	0	0.00%	0	0.00%	17	33.33%	17	33.33%
	Kelsey Hayes COOTS	0	0.00%	0	0.00%	15	29.41%	15	29.41%
	Drew CURTIS	0	0.00%	0	0.00%	1	1.96%	1	1.96%
	Sheri DONAHUE	0	0.00%	0	0.00%	18	35.29%	18	35.29%
	Cast Votes:	0	0.00%	0	0.00%	51	87.93%	51	87.93%
	Over Votes:	0	0.00%	0	0.00%	0	0.00%	0	0.00%
	Under Votes:	0	0.00%	0	0.00%	7	12.07%	7	12.07%
STATE TREASURER, Vote For 1									
	Josh MERS	0	0.00%	0	0.00%	24	48.98%	24	48.98%
	Michael BOWMAN	0	0.00%	0	0.00%	25	51.02%	25	51.02%
	Cast Votes:	0	0.00%	0	0.00%	49	84.48%	49	84.48%
	Over Votes:	0	0.00%	0	0.00%	0	0.00%	0	0.00%
	Under Votes:	0	0.00%	0	0.00%	9	15.52%	9	15.52%
COMMISSIONER of AGRICULTURE, Vote For 1									
	Joe TRIGG	0	0.00%	0	0.00%	18	38.30%	18	38.30%
	Robert Haley CONWAY	0	0.00%	0	0.00%	29	61.70%	29	61.70%
	Cast Votes:	0	0.00%	0	0.00%	47	81.03%	47	81.03%
	Over Votes:	0	0.00%	0	0.00%	0	0.00%	0	0.00%
	Under Votes:	0	0.00%	0	0.00%	11	18.97%	11	18.97%

RECEIVED
 MAY 30 2019
 BY: _____

Precinct Report — Unofficial
PRIMARY ELECTION HELD ON — OFFICIAL BALLOT FOR CAMPBELL COUNTY — May 21, 2019



 MAY 30 2019 05/21/2019 07:41 PM
 Precincts Reporting 68 of 68 = 100.00%

Total Number of Voters : 10,172 of 0 = 0.00%

Party	Candidate	Absentee	Early	Election	Total
Precinct A417 (Ballots Cast: 0)					
GOVERNOR and LIEUTENANT GOVERNOR, Vote For 1					
	William E. WOODS Justin B. MILLER	0 0.00%	0 0.00%	0 0.00%	0 0.00%
	Matthew G. BEVIN Ralph A. ALVARADO	0 0.00%	0 0.00%	0 0.00%	0 0.00%
	Robert GOFORTH Michael T. HOGAN	0 0.00%	0 0.00%	0 0.00%	0 0.00%
	Ike LAWRENCE James Anthony ROSE	0 0.00%	0 0.00%	0 0.00%	0 0.00%
	Cast Votes:	0 0.00%	0 0.00%	0 0.00%	0 0.00%
	Over Votes:	0 0.00%	0 0.00%	0 0.00%	0 0.00%
	Under Votes:	0 0.00%	0 0.00%	0 0.00%	0 0.00%
SECRETARY of STATE, Vote For 1					
	Carl NETT	0 0.00%	0 0.00%	0 0.00%	0 0.00%
	Michael G. ADAMS	0 0.00%	0 0.00%	0 0.00%	0 0.00%
	Andrew ENGLISH	0 0.00%	0 0.00%	0 0.00%	0 0.00%
	Stephen L. KNIPPER	0 0.00%	0 0.00%	0 0.00%	0 0.00%
	Cast Votes:	0 0.00%	0 0.00%	0 0.00%	0 0.00%
	Over Votes:	0 0.00%	0 0.00%	0 0.00%	0 0.00%
	Under Votes:	0 0.00%	0 0.00%	0 0.00%	0 0.00%
ATTORNEY GENERAL, Vote For 1					
	Wil SCHRODER	0 0.00%	0 0.00%	0 0.00%	0 0.00%
	Daniel CAMERON	0 0.00%	0 0.00%	0 0.00%	0 0.00%
	Cast Votes:	0 0.00%	0 0.00%	0 0.00%	0 0.00%
	Over Votes:	0 0.00%	0 0.00%	0 0.00%	0 0.00%
	Under Votes:	0 0.00%	0 0.00%	0 0.00%	0 0.00%
COMMISSIONER of AGRICULTURE, Vote For 1					
	Ryan F. QUARLES	0 0.00%	0 0.00%	0 0.00%	0 0.00%
	Bill POLYNYAK	0 0.00%	0 0.00%	0 0.00%	0 0.00%
	Cast Votes:	0 0.00%	0 0.00%	0 0.00%	0 0.00%
	Over Votes:	0 0.00%	0 0.00%	0 0.00%	0 0.00%
	Under Votes:	0 0.00%	0 0.00%	0 0.00%	0 0.00%
GOVERNOR and LIEUTENANT GOVERNOR, Vote For 1					
	Geoffrey M."Geoff" YOUNG Joshua N. "Josh" FRENCH	0 0.00%	0 0.00%	0 0.00%	0 0.00%
	Rocky ADKINS Stephanie HORNE	0 0.00%	0 0.00%	0 0.00%	0 0.00%
	Andy BESHEAR Jacqueline COLEMAN	0 0.00%	0 0.00%	0 0.00%	0 0.00%
	Adam H. EDELEN Gill HOLLAND	0 0.00%	0 0.00%	0 0.00%	0 0.00%
	Cast Votes:	0 0.00%	0 0.00%	0 0.00%	0 0.00%
	Over Votes:	0 0.00%	0 0.00%	0 0.00%	0 0.00%
	Under Votes:	0 0.00%	0 0.00%	0 0.00%	0 0.00%

Precinct Report — Unofficial
PRIMARY ELECTION HELD ON — OFFICIAL BALLOT FOR CAMPBELL COUNTY — May 21, 2019

Page 80 of 136

05/21/2019 07:41 PM

Precincts Reporting 68 of 68 = 100.00%


Total Number of Voters : 10,172 of 0 = 0.00%

Party	Candidate	Absentee	Early	Election	Total
Precinct A417 (Ballots Cast: 0)					
SECRETARY of STATE, Vote For 1					
	Geoff SEBESTA	0 0.00%	0 0.00%	0 0.00%	0 0.00%
	Jason S. BELCHER	0 0.00%	0 0.00%	0 0.00%	0 0.00%
	Jason GRIFFITH	0 0.00%	0 0.00%	0 0.00%	0 0.00%
	Heather French HENRY	0 0.00%	0 0.00%	0 0.00%	0 0.00%
	Cast Votes:	0 0.00%	0 0.00%	0 0.00%	0 0.00%
	Over Votes:	0 0.00%	0 0.00%	0 0.00%	0 0.00%
	Under Votes:	0 0.00%	0 0.00%	0 0.00%	0 0.00%
AUDITOR of PUBLIC ACCOUNTS, Vote For 1					
	Chris TOBE	0 0.00%	0 0.00%	0 0.00%	0 0.00%
	Kelsey Hayes COOTS	0 0.00%	0 0.00%	0 0.00%	0 0.00%
	Drew CURTIS	0 0.00%	0 0.00%	0 0.00%	0 0.00%
	Sheri DONAHUE	0 0.00%	0 0.00%	0 0.00%	0 0.00%
	Cast Votes:	0 0.00%	0 0.00%	0 0.00%	0 0.00%
	Over Votes:	0 0.00%	0 0.00%	0 0.00%	0 0.00%
	Under Votes:	0 0.00%	0 0.00%	0 0.00%	0 0.00%
STATE TREASURER, Vote For 1					
	Josh MERS	0 0.00%	0 0.00%	0 0.00%	0 0.00%
	Michael BOWMAN	0 0.00%	0 0.00%	0 0.00%	0 0.00%
	Cast Votes:	0 0.00%	0 0.00%	0 0.00%	0 0.00%
	Over Votes:	0 0.00%	0 0.00%	0 0.00%	0 0.00%
	Under Votes:	0 0.00%	0 0.00%	0 0.00%	0 0.00%
COMMISSIONER of AGRICULTURE, Vote For 1					
	Joe TRIGG	0 0.00%	0 0.00%	0 0.00%	0 0.00%
	Robert Haley CONWAY	0 0.00%	0 0.00%	0 0.00%	0 0.00%
	Cast Votes:	0 0.00%	0 0.00%	0 0.00%	0 0.00%
	Over Votes:	0 0.00%	0 0.00%	0 0.00%	0 0.00%
	Under Votes:	0 0.00%	0 0.00%	0 0.00%	0 0.00%

RECEIVED
 MAY 30 2019

Precinct Report — Unofficial
PRIMARY ELECTION HELD ON — OFFICIAL BALLOT FOR CAMPBELL COUNTY

Page 81 of 136


May 21, 2019
 05/21/2019 07:41 PM
 Precincts Reporting 68 of 68 = 100.00%

Total Number of Voters : 10,172 of 0 = 0.00%


Party	Candidate	Absentee		Early		Election		Total	
Precinct B904 (Ballots Cast: 325)									
GOVERNOR and LIEUTENANT GOVERNOR, Vote For 1									
	William E. WOODS Justin B. MILLER	0	0.00%	0	0.00%	19	8.64%	19	8.64%
	Matthew G. BEVIN Ralph A. ALVARADO	0	0.00%	0	0.00%	103	46.82%	103	46.82%
	Robert GOFORTH Michael T. HOGAN	0	0.00%	0	0.00%	95	43.18%	95	43.18%
	Ike LAWRENCE James Anthony ROSE	0	0.00%	0	0.00%	3	1.36%	3	1.36%
	Cast Votes:	0	0.00%	0	0.00%	220	98.65%	220	98.65%
	Over Votes:	0	0.00%	0	0.00%	0	0.00%	0	0.00%
	Under Votes:	0	0.00%	0	0.00%	3	1.35%	3	1.35%
SECRETARY of STATE, Vote For 1									
	Carl NETT	0	0.00%	0	0.00%	16	8.04%	16	8.04%
	Michael G. ADAMS	0	0.00%	0	0.00%	53	26.63%	53	26.63%
	Andrew ENGLISH	0	0.00%	0	0.00%	84	42.21%	84	42.21%
	Stephen L. KNIPPER	0	0.00%	0	0.00%	46	23.12%	46	23.12%
	Cast Votes:	0	0.00%	0	0.00%	199	89.24%	199	89.24%
	Over Votes:	0	0.00%	0	0.00%	1	0.45%	1	0.45%
	Under Votes:	0	0.00%	0	0.00%	23	10.31%	23	10.31%
ATTORNEY GENERAL, Vote For 1									
	Wil SCHRODER	0	0.00%	0	0.00%	150	69.77%	150	69.77%
	Daniel CAMERON	0	0.00%	0	0.00%	65	30.23%	65	30.23%
	Cast Votes:	0	0.00%	0	0.00%	215	96.41%	215	96.41%
	Over Votes:	0	0.00%	0	0.00%	0	0.00%	0	0.00%
	Under Votes:	0	0.00%	0	0.00%	8	3.59%	8	3.59%
COMMISSIONER of AGRICULTURE, Vote For 1									
	Ryan F. QUARLES	0	0.00%	0	0.00%	152	77.55%	152	77.55%
	Bill POLYNIK	0	0.00%	0	0.00%	44	22.45%	44	22.45%
	Cast Votes:	0	0.00%	0	0.00%	196	87.89%	196	87.89%
	Over Votes:	0	0.00%	0	0.00%	0	0.00%	0	0.00%
	Under Votes:	0	0.00%	0	0.00%	27	12.11%	27	12.11%
GOVERNOR and LIEUTENANT GOVERNOR, Vote For 1									
	Geoffrey M."Geoff" YOUNG Joshua N. "Josh" FRENCH	0	0.00%	0	0.00%	7	7.07%	7	7.07%
	Rocky ADKINS Stephanie HORNE	0	0.00%	0	0.00%	28	28.28%	28	28.28%
	Andy BESHEAR Jacqueline COLEMAN	0	0.00%	0	0.00%	48	48.48%	48	48.48%
	Adam H. EDELEN Gill HOLLAND	0	0.00%	0	0.00%	16	16.16%	16	16.16%
	Cast Votes:	0	0.00%	0	0.00%	99	97.06%	99	97.06%
	Over Votes:	0	0.00%	0	0.00%	0	0.00%	0	0.00%
	Under Votes:	0	0.00%	0	0.00%	3	2.94%	3	2.94%

Precinct Report — Unofficial
PRIMARY ELECTION HELD ON — OFFICIAL BALLOT FOR CAMPBELL COUNTY — May 21, 2019

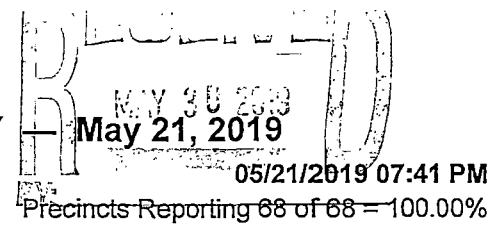
Total Number of Voters : 10,172 of 0 = 0.00%

Precincts Reporting 68 of 68 = 100.00%

Party	Candidate	Absentee		Early		Election		Total	
Precinct B904 (Ballots Cast: 325)									
SECRETARY of STATE, Vote For 1									
	Geoff SEBESTA	0	0.00%	0	0.00%	3	3.06%	3	3.06%
	Jason S. BELCHER	0	0.00%	0	0.00%	14	14.29%	14	14.29%
	Jason GRIFFITH	0	0.00%	0	0.00%	17	17.35%	17	17.35%
	Heather French HENRY	0	0.00%	0	0.00%	64	65.31%	64	65.31%
	Cast Votes:	0	0.00%	0	0.00%	98	96.08%	98	96.08%
	Over Votes:	0	0.00%	0	0.00%	0	0.00%	0	0.00%
	Under Votes:	0	0.00%	0	0.00%	4	3.92%	4	3.92%
AUDITOR of PUBLIC ACCOUNTS, Vote For 1									
	Chris TOBE	0	0.00%	0	0.00%	18	20.93%	18	20.93%
	Kelsey Hayes COOTS	0	0.00%	0	0.00%	18	20.93%	18	20.93%
	Drew CURTIS	0	0.00%	0	0.00%	17	19.77%	17	19.77%
	Sheri DONAHUE	0	0.00%	0	0.00%	33	38.37%	33	38.37%
	Cast Votes:	0	0.00%	0	0.00%	86	84.31%	86	84.31%
	Over Votes:	0	0.00%	0	0.00%	2	1.96%	2	1.96%
	Under Votes:	0	0.00%	0	0.00%	14	13.73%	14	13.73%
STATE TREASURER, Vote For 1									
	Josh MERS	0	0.00%	0	0.00%	35	39.77%	35	39.77%
	Michael BOWMAN	0	0.00%	0	0.00%	53	60.23%	53	60.23%
	Cast Votes:	0	0.00%	0	0.00%	88	86.27%	88	86.27%
	Over Votes:	0	0.00%	0	0.00%	0	0.00%	0	0.00%
	Under Votes:	0	0.00%	0	0.00%	14	13.73%	14	13.73%
COMMISSIONER of AGRICULTURE, Vote For 1									
	Joe TRIGG	0	0.00%	0	0.00%	38	43.68%	38	43.68%
	Robert Haley CONWAY	0	0.00%	0	0.00%	49	56.32%	49	56.32%
	Cast Votes:	0	0.00%	0	0.00%	87	85.29%	87	85.29%
	Over Votes:	0	0.00%	0	0.00%	0	0.00%	0	0.00%
	Under Votes:	0	0.00%	0	0.00%	15	14.71%	15	14.71%



Precinct Report — Unofficial
PRIMARY ELECTION HELD ON — OFFICIAL BALLOT FOR CAMPBELL COUNTY



Total Number of Voters : 10,172 of 0 = 0.00%

Party	Candidate	Absentee	Early	Election	Total
Precinct A601 (Ballots Cast: 70)					
GOVERNOR and LIEUTENANT GOVERNOR, Vote For 1					
	William E. WOODS Justin B. MILLER	0 0.00%	0 0.00%	2 6.45%	2 6.45%
	Matthew G. BEVIN Ralph A. ALVARADO	0 0.00%	0 0.00%	17 54.84%	17 54.84%
	Robert GOFORTH Michael T. HOGAN	0 0.00%	0 0.00%	11 35.48%	11 35.48%
	Ike LAWRENCE James Anthony ROSE	0 0.00%	0 0.00%	1 3.23%	1 3.23%
	Cast Votes:	0 0.00%	0 0.00%	31 100.00%	31 100.00%
	Over Votes:	0 0.00%	0 0.00%	0 0.00%	0 0.00%
	Under Votes:	0 0.00%	0 0.00%	0 0.00%	0 0.00%
SECRETARY of STATE, Vote For 1					
	Carl NETT	0 0.00%	0 0.00%	8 28.57%	8 28.57%
	Michael G. ADAMS	0 0.00%	0 0.00%	10 35.71%	10 35.71%
	Andrew ENGLISH	0 0.00%	0 0.00%	3 10.71%	3 10.71%
	Stephen L. KNIPPER	0 0.00%	0 0.00%	7 25.00%	7 25.00%
	Cast Votes:	0 0.00%	0 0.00%	28 90.32%	28 90.32%
	Over Votes:	0 0.00%	0 0.00%	0 0.00%	0 0.00%
	Under Votes:	0 0.00%	0 0.00%	3 9.68%	3 9.68%
ATTORNEY GENERAL, Vote For 1					
	Wil SCHRODER	0 0.00%	0 0.00%	20 66.67%	20 66.67%
	Daniel CAMERON	0 0.00%	0 0.00%	10 33.33%	10 33.33%
	Cast Votes:	0 0.00%	0 0.00%	30 96.77%	30 96.77%
	Over Votes:	0 0.00%	0 0.00%	0 0.00%	0 0.00%
	Under Votes:	0 0.00%	0 0.00%	1 3.23%	1 3.23%
COMMISSIONER of AGRICULTURE, Vote For 1					
	Ryan F. QUARLES	0 0.00%	0 0.00%	21 77.78%	21 77.78%
	Bill POLYNIK	0 0.00%	0 0.00%	6 22.22%	6 22.22%
	Cast Votes:	0 0.00%	0 0.00%	27 87.10%	27 87.10%
	Over Votes:	0 0.00%	0 0.00%	0 0.00%	0 0.00%
	Under Votes:	0 0.00%	0 0.00%	4 12.90%	4 12.90%
GOVERNOR and LIEUTENANT GOVERNOR, Vote For 1					
	Geoffrey M. "Geoff" YOUNG Joshua N. "Josh" FRENCH	0 0.00%	0 0.00%	2 5.26%	2 5.26%
	Rocky ADKINS Stephanie HORNE	0 0.00%	0 0.00%	7 18.42%	7 18.42%
	Andy BESHEAR Jacqueline COLEMAN	0 0.00%	0 0.00%	21 55.26%	21 55.26%
	Adam H. EDELEN Gill HOLLAND	0 0.00%	0 0.00%	8 21.05%	8 21.05%
	Cast Votes:	0 0.00%	0 0.00%	38 97.44%	38 97.44%
	Over Votes:	0 0.00%	0 0.00%	0 0.00%	0 0.00%
	Under Votes:	0 0.00%	0 0.00%	1 2.56%	1 2.56%

Precinct Report — Unofficial

PRIMARY ELECTION HELD ON — OFFICIAL BALLOT FOR CAMPBELL COUNTY — May 21, 2019


Page 84 of 136

05/21/2019 07:41 PM


Total Number of Voters : 10,172 of 0 = 0.00%

Precincts Reporting 68 of 68 = 100.00%

Party	Candidate	Absentee		Early		Election		Total	
Precinct A601 (Ballots Cast: 70)									
SECRETARY of STATE, Vote For 1									
	Geoff SEBESTA	0	0.00%	0	0.00%	2	5.26%	2	5.26%
	Jason S. BELCHER	0	0.00%	0	0.00%	2	5.26%	2	5.26%
	Jason GRIFFITH	0	0.00%	0	0.00%	4	10.53%	4	10.53%
	Heather French HENRY	0	0.00%	0	0.00%	30	78.95%	30	78.95%
	Cast Votes:	0	0.00%	0	0.00%	38	97.44%	38	97.44%
	Over Votes:	0	0.00%	0	0.00%	0	0.00%	0	0.00%
	Under Votes:	0	0.00%	0	0.00%	1	2.56%	1	2.56%
AUDITOR of PUBLIC ACCOUNTS, Vote For 1									
	Chris TOBE	0	0.00%	0	0.00%	14	37.84%	14	37.84%
	Kelsey Hayes COOTS	0	0.00%	0	0.00%	6	16.22%	6	16.22%
	Drew CURTIS	0	0.00%	0	0.00%	2	5.41%	2	5.41%
	Sheri DONAHUE	0	0.00%	0	0.00%	15	40.54%	15	40.54%
	Cast Votes:	0	0.00%	0	0.00%	37	94.87%	37	94.87%
	Over Votes:	0	0.00%	0	0.00%	0	0.00%	0	0.00%
	Under Votes:	0	0.00%	0	0.00%	2	5.13%	2	5.13%
STATE TREASURER, Vote For 1									
	Josh MERS	0	0.00%	0	0.00%	17	47.22%	17	47.22%
	Michael BOWMAN	0	0.00%	0	0.00%	19	52.78%	19	52.78%
	Cast Votes:	0	0.00%	0	0.00%	36	92.31%	36	92.31%
	Over Votes:	0	0.00%	0	0.00%	0	0.00%	0	0.00%
	Under Votes:	0	0.00%	0	0.00%	3	7.69%	3	7.69%
COMMISSIONER of AGRICULTURE, Vote For 1									
	Joe TRIGG	0	0.00%	0	0.00%	20	58.82%	20	58.82%
	Robert Haley CONWAY	0	0.00%	0	0.00%	14	41.18%	14	41.18%
	Cast Votes:	0	0.00%	0	0.00%	34	87.18%	34	87.18%
	Over Votes:	0	0.00%	0	0.00%	0	0.00%	0	0.00%
	Under Votes:	0	0.00%	0	0.00%	5	12.82%	5	12.82%



Precinct Report — Unofficial
PRIMARY ELECTION HELD ON — OFFICIAL BALLOT FOR CAMPBELL COUNTY


May 21, 2019
 05/21/2019 07:41 PM
 Precincts Reporting 68 of 68 = 100.00%

Total Number of Voters : 10,172 of 0 = 0.00%

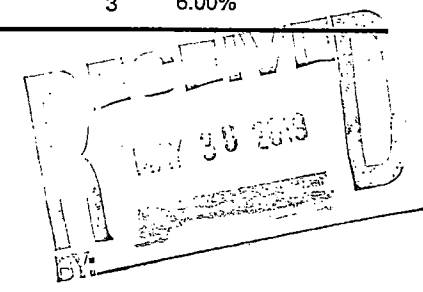
Party	Candidate	Absentee	Early	Election	Total
Precinct A602 (Ballots Cast: 102)					
GOVERNOR and LIEUTENANT GOVERNOR, Vote For 1					
	William E. WOODS Justin B. MILLER	0 0.00%	0 0.00%	4 7.69%	4 7.69%
	Matthew G. BEVIN Ralph A. ALVARADO	0 0.00%	0 0.00%	24 46.15%	24 46.15%
	Robert GOFORTH Michael T. HOGAN	0 0.00%	0 0.00%	24 46.15%	24 46.15%
	Ike LAWRENCE James Anthony ROSE	0 0.00%	0 0.00%	0 0.00%	0 0.00%
	Cast Votes:	0 0.00%	0 0.00%	52 100.00%	52 100.00%
	Over Votes:	0 0.00%	0 0.00%	0 0.00%	0 0.00%
	Under Votes:	0 0.00%	0 0.00%	0 0.00%	0 0.00%
SECRETARY of STATE, Vote For 1					
	Carl NETT	0 0.00%	0 0.00%	3 6.38%	3 6.38%
	Michael G. ADAMS	0 0.00%	0 0.00%	10 21.28%	10 21.28%
	Andrew ENGLISH	0 0.00%	0 0.00%	15 31.91%	15 31.91%
	Stephen L. KNIPPER	0 0.00%	0 0.00%	19 40.43%	19 40.43%
	Cast Votes:	0 0.00%	0 0.00%	47 90.38%	47 90.38%
	Over Votes:	0 0.00%	0 0.00%	0 0.00%	0 0.00%
	Under Votes:	0 0.00%	0 0.00%	5 9.62%	5 9.62%
ATTORNEY GENERAL, Vote For 1					
	Wii SCHRODER	0 0.00%	0 0.00%	39 79.59%	39 79.59%
	Daniel CAMERON	0 0.00%	0 0.00%	10 20.41%	10 20.41%
	Cast Votes:	0 0.00%	0 0.00%	49 94.23%	49 94.23%
	Over Votes:	0 0.00%	0 0.00%	0 0.00%	0 0.00%
	Under Votes:	0 0.00%	0 0.00%	3 5.77%	3 5.77%
COMMISSIONER of AGRICULTURE, Vote For 1					
	Ryan F. QUARLES	0 0.00%	0 0.00%	30 69.77%	30 69.77%
	Bill POLYNYIAK	0 0.00%	0 0.00%	13 30.23%	13 30.23%
	Cast Votes:	0 0.00%	0 0.00%	43 82.69%	43 82.69%
	Over Votes:	0 0.00%	0 0.00%	0 0.00%	0 0.00%
	Under Votes:	0 0.00%	0 0.00%	9 17.31%	9 17.31%
GOVERNOR and LIEUTENANT GOVERNOR, Vote For 1					
	Geoffrey M."Geoff" YOUNG Joshua N. "Josh" FRENCH	0 0.00%	0 0.00%	5 10.00%	5 10.00%
	Rocky ADKINS Stephanie HORNE	0 0.00%	0 0.00%	10 20.00%	10 20.00%
	Andy BESHEAR Jacqueline COLEMAN	0 0.00%	0 0.00%	20 40.00%	20 40.00%
	Adam H. EDELEN Gill HOLLAND	0 0.00%	0 0.00%	15 30.00%	15 30.00%
	Cast Votes:	0 0.00%	0 0.00%	50 100.00%	50 100.00%
	Over Votes:	0 0.00%	0 0.00%	0 0.00%	0 0.00%
	Under Votes:	0 0.00%	0 0.00%	0 0.00%	0 0.00%

Precinct Report — Unofficial
PRIMARY ELECTION HELD ON — OFFICIAL BALLOT FOR CAMPBELL COUNTY — May 21, 2019

Total Number of Voters : 10,172 of 0 = 0.00%


Precincts Reporting 68 of 68 = 100.00%

Party	Candidate	Absentee		Early		Election		Total	
Precinct A602 (Ballots Cast: 102)									
SECRETARY of STATE, Vote For 1									
	Geoff SEBESTA	0	0.00%	0	0.00%	2	4.08%	2	4.08%
	Jason S. BELCHER	0	0.00%	0	0.00%	7	14.29%	7	14.29%
	Jason GRIFFITH	0	0.00%	0	0.00%	6	12.24%	6	12.24%
	Heather French HENRY	0	0.00%	0	0.00%	34	69.39%	34	69.39%
	Cast Votes:	0	0.00%	0	0.00%	49	98.00%	49	98.00%
	Over Votes:	0	0.00%	0	0.00%	0	0.00%	0	0.00%
	Under Votes:	0	0.00%	0	0.00%	1	2.00%	1	2.00%
AUDITOR of PUBLIC ACCOUNTS, Vote For 1									
	Chris TOBE	0	0.00%	0	0.00%	10	21.74%	10	21.74%
	Kelsey Hayes COOTS	0	0.00%	0	0.00%	17	36.96%	17	36.96%
	Drew CURTIS	0	0.00%	0	0.00%	5	10.87%	5	10.87%
	Sheri DONAHUE	0	0.00%	0	0.00%	14	30.43%	14	30.43%
	Cast Votes:	0	0.00%	0	0.00%	46	92.00%	46	92.00%
	Over Votes:	0	0.00%	0	0.00%	0	0.00%	0	0.00%
	Under Votes:	0	0.00%	0	0.00%	4	8.00%	4	8.00%
STATE TREASURER, Vote For 1									
	Josh MERS	0	0.00%	0	0.00%	18	40.00%	18	40.00%
	Michael BOWMAN	0	0.00%	0	0.00%	27	60.00%	27	60.00%
	Cast Votes:	0	0.00%	0	0.00%	45	90.00%	45	90.00%
	Over Votes:	0	0.00%	0	0.00%	0	0.00%	0	0.00%
	Under Votes:	0	0.00%	0	0.00%	5	10.00%	5	10.00%
COMMISSIONER of AGRICULTURE, Vote For 1									
	Joe TRIGG	0	0.00%	0	0.00%	18	38.30%	18	38.30%
	Robert Haley CONWAY	0	0.00%	0	0.00%	29	61.70%	29	61.70%
	Cast Votes:	0	0.00%	0	0.00%	47	94.00%	47	94.00%
	Over Votes:	0	0.00%	0	0.00%	0	0.00%	0	0.00%
	Under Votes:	0	0.00%	0	0.00%	3	6.00%	3	6.00%



Precinct Report — Unofficial
PRIMARY ELECTION HELD ON — OFFICIAL BALLOT FOR CAMPBELL COUNTY

Page 87 of 136



05/21/2019 07:41 PM

Precincts Reporting 68 of 68 = 100.00%

Total Number of Voters : 10,172 of 0 = 0.00%

Party	Candidate	Absentee	Early	Election	Total
Precinct A603 (Ballots Cast: 64)					
GOVERNOR and LIEUTENANT GOVERNOR, Vote For 1					
	William E. WOODS Justin B. MILLER	0 0.00%	0 0.00%	4 13.79%	4 13.79%
	Matthew G. BEVIN Ralph A. ALVARADO	0 0.00%	0 0.00%	15 51.72%	15 51.72%
	Robert GOFORTH Michael T. HOGAN	0 0.00%	0 0.00%	10 34.48%	10 34.48%
	Ike LAWRENCE James Anthony ROSE	0 0.00%	0 0.00%	0 0.00%	0 0.00%
	Cast Votes:	0 0.00%	0 0.00%	29 100.00%	29 100.00%
	Over Votes:	0 0.00%	0 0.00%	0 0.00%	0 0.00%
	Under Votes:	0 0.00%	0 0.00%	0 0.00%	0 0.00%
SECRETARY of STATE, Vote For 1					
	Carl NETT	0 0.00%	0 0.00%	4 14.29%	4 14.29%
	Michael G. ADAMS	0 0.00%	0 0.00%	10 35.71%	10 35.71%
	Andrew ENGLISH	0 0.00%	0 0.00%	8 28.57%	8 28.57%
	Stephen L. KNIPPER	0 0.00%	0 0.00%	6 21.43%	6 21.43%
	Cast Votes:	0 0.00%	0 0.00%	28 96.55%	28 96.55%
	Over Votes:	0 0.00%	0 0.00%	0 0.00%	0 0.00%
	Under Votes:	0 0.00%	0 0.00%	1 3.45%	1 3.45%
ATTORNEY GENERAL, Vote For 1					
	Wil SCHRODER	0 0.00%	0 0.00%	24 85.71%	24 85.71%
	Daniel CAMERON	0 0.00%	0 0.00%	4 14.29%	4 14.29%
	Cast Votes:	0 0.00%	0 0.00%	28 96.55%	28 96.55%
	Over Votes:	0 0.00%	0 0.00%	0 0.00%	0 0.00%
	Under Votes:	0 0.00%	0 0.00%	1 3.45%	1 3.45%
COMMISSIONER of AGRICULTURE, Vote For 1					
	Ryan F. QUARLES	0 0.00%	0 0.00%	20 80.00%	20 80.00%
	Bill POLYNIK	0 0.00%	0 0.00%	5 20.00%	5 20.00%
	Cast Votes:	0 0.00%	0 0.00%	25 86.21%	25 86.21%
	Over Votes:	0 0.00%	0 0.00%	0 0.00%	0 0.00%
	Under Votes:	0 0.00%	0 0.00%	4 13.79%	4 13.79%
GOVERNOR and LIEUTENANT GOVERNOR, Vote For 1					
	Geoffrey M."Geoff" YOUNG Joshua N. "Josh" FRENCH	0 0.00%	0 0.00%	3 8.82%	3 8.82%
	Rocky ADKINS Stephanie HORNE	0 0.00%	0 0.00%	8 23.53%	8 23.53%
	Andy BESHEAR Jacqueline COLEMAN	0 0.00%	0 0.00%	16 47.06%	16 47.06%
	Adam H. EDELEN Gill HOLLAND	0 0.00%	0 0.00%	7 20.59%	7 20.59%
	Cast Votes:	0 0.00%	0 0.00%	34 97.14%	34 97.14%
	Over Votes:	0 0.00%	0 0.00%	0 0.00%	0 0.00%
	Under Votes:	0 0.00%	0 0.00%	1 2.86%	1 2.86%

Precinct Report — Unofficial
PRIMARY ELECTION HELD ON — OFFICIAL BALLOT FOR CAMPBELL COUNTY — May 21, 2019


Page 88 of 136

05/21/2019 07:41 PM

Total Number of Voters : 10,172 of 0 = 0.00%

Precincts Reporting 68 of 68 = 100.00%

Party	Candidate	Absentee		Early		Election		Total	
Precinct A603 (Ballots Cast: 64)									
SECRETARY of STATE, Vote For 1									
	Geoff SEBESTA	0	0.00%	0	0.00%	2	6.06%	2	6.06%
	Jason S. BELCHER	0	0.00%	0	0.00%	4	12.12%	4	12.12%
	Jason GRIFFITH	0	0.00%	0	0.00%	4	12.12%	4	12.12%
	Heather French HENRY	0	0.00%	0	0.00%	23	69.70%	23	69.70%
	Cast Votes:	0	0.00%	0	0.00%	33	94.29%	33	94.29%
	Over Votes:	0	0.00%	0	0.00%	0	0.00%	0	0.00%
	Under Votes:	0	0.00%	0	0.00%	2	5.71%	2	5.71%
AUDITOR of PUBLIC ACCOUNTS, Vote For 1									
	Chris TOBE	0	0.00%	0	0.00%	10	31.25%	10	31.25%
	Kelsey Hayes COOTS	0	0.00%	0	0.00%	2	6.25%	2	6.25%
	Drew CURTIS	0	0.00%	0	0.00%	2	6.25%	2	6.25%
	Sheri DONAHUE	0	0.00%	0	0.00%	18	56.25%	18	56.25%
	Cast Votes:	0	0.00%	0	0.00%	32	91.43%	32	91.43%
	Over Votes:	0	0.00%	0	0.00%	0	0.00%	0	0.00%
	Under Votes:	0	0.00%	0	0.00%	3	8.57%	3	8.57%
STATE TREASURER, Vote For 1									
	Josh MERS	0	0.00%	0	0.00%	12	38.71%	12	38.71%
	Michael BOWMAN	0	0.00%	0	0.00%	19	61.29%	19	61.29%
	Cast Votes:	0	0.00%	0	0.00%	31	88.57%	31	88.57%
	Over Votes:	0	0.00%	0	0.00%	0	0.00%	0	0.00%
	Under Votes:	0	0.00%	0	0.00%	4	11.43%	4	11.43%
COMMISSIONER of AGRICULTURE, Vote For 1									
	Joe TRIGG	0	0.00%	0	0.00%	13	41.94%	13	41.94%
	Robert Haley CONWAY	0	0.00%	0	0.00%	18	58.06%	18	58.06%
	Cast Votes:	0	0.00%	0	0.00%	31	88.57%	31	88.57%
	Over Votes:	0	0.00%	0	0.00%	0	0.00%	0	0.00%
	Under Votes:	0	0.00%	0	0.00%	4	11.43%	4	11.43%



Precinct Report — Unofficial
PRIMARY ELECTION HELD ON — OFFICIAL BALLOT FOR CAMPBELL COUNTY

Page 89 of 136

RECEIVED
May 21, 2019
 05/21/2019 07:41 PM
 Precincts Reporting 68 of 68 = 100.00%

Total Number of Voters : 10,172 of 0 = 0.00%

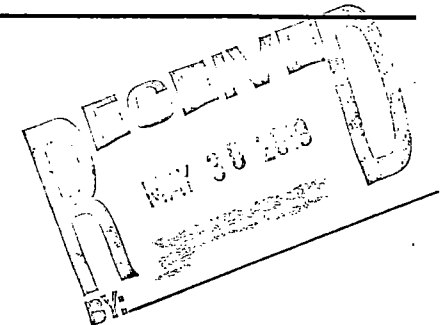
Party	Candidate	Absentee	Early	Election	Total
Precinct A604 (Ballots Cast: 59)					
GOVERNOR and LIEUTENANT GOVERNOR, Vote For 1					
	William E. WOODS Justin B. MILLER	0 0.00%	0 0.00%	3 15.79%	3 15.79%
	Matthew G. BEVIN Ralph A. ALVARADO	0 0.00%	0 0.00%	7 36.84%	7 36.84%
	Robert GOFORTH Michael T. HOGAN	0 0.00%	0 0.00%	9 47.37%	9 47.37%
	Ike LAWRENCE James Anthony ROSE	0 0.00%	0 0.00%	0 0.00%	0 0.00%
	Cast Votes:	0 0.00%	0 0.00%	19 100.00%	19 100.00%
	Over Votes:	0 0.00%	0 0.00%	0 0.00%	0 0.00%
	Under Votes:	0 0.00%	0 0.00%	0 0.00%	0 0.00%
SECRETARY of STATE, Vote For 1					
	Carl NETT	0 0.00%	0 0.00%	2 10.53%	2 10.53%
	Michael G. ADAMS	0 0.00%	0 0.00%	1 5.26%	1 5.26%
	Andrew ENGLISH	0 0.00%	0 0.00%	12 63.16%	12 63.16%
	Stephen L. KNIPPER	0 0.00%	0 0.00%	4 21.05%	4 21.05%
	Cast Votes:	0 0.00%	0 0.00%	19 100.00%	19 100.00%
	Over Votes:	0 0.00%	0 0.00%	0 0.00%	0 0.00%
	Under Votes:	0 0.00%	0 0.00%	0 0.00%	0 0.00%
ATTORNEY GENERAL, Vote For 1					
	Wil SCHRODER	0 0.00%	0 0.00%	13 76.47%	13 76.47%
	Daniel CAMERON	0 0.00%	0 0.00%	4 23.53%	4 23.53%
	Cast Votes:	0 0.00%	0 0.00%	17 89.47%	17 89.47%
	Over Votes:	0 0.00%	0 0.00%	0 0.00%	0 0.00%
	Under Votes:	0 0.00%	0 0.00%	2 10.53%	2 10.53%
COMMISSIONER of AGRICULTURE, Vote For 1					
	Ryan F. QUARLES	0 0.00%	0 0.00%	12 63.16%	12 63.16%
	Bill POLYNYIAK	0 0.00%	0 0.00%	7 36.84%	7 36.84%
	Cast Votes:	0 0.00%	0 0.00%	19 100.00%	19 100.00%
	Over Votes:	0 0.00%	0 0.00%	0 0.00%	0 0.00%
	Under Votes:	0 0.00%	0 0.00%	0 0.00%	0 0.00%
GOVERNOR and LIEUTENANT GOVERNOR, Vote For 1					
	Geoffrey M."Geoff" YOUNG Joshua N. "Josh" FRENCH	0 0.00%	0 0.00%	3 7.50%	3 7.50%
	Rocky ADKINS Stephanie HORNE	0 0.00%	0 0.00%	3 7.50%	3 7.50%
	Andy BESHEAR Jacqueline COLEMAN	0 0.00%	0 0.00%	20 50.00%	20 50.00%
	Adam H. EDELEN Gill HOLLAND	0 0.00%	0 0.00%	14 35.00%	14 35.00%
	Cast Votes:	0 0.00%	0 0.00%	40 100.00%	40 100.00%
	Over Votes:	0 0.00%	0 0.00%	0 0.00%	0 0.00%
	Under Votes:	0 0.00%	0 0.00%	0 0.00%	0 0.00%

Precinct Report — Unofficial
PRIMARY ELECTION HELD ON — OFFICIAL BALLOT FOR CAMPBELL COUNTY — May 21, 2019

Total Number of Voters : 10,172 of 0 = 0.00%

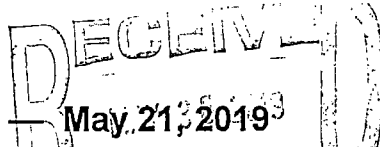
Precincts Reporting 68 of 68 = 100.00%

Party	Candidate	Absentee	Early	Election	Total
Precinct A604 (Ballots Cast: 59)					
SECRETARY of STATE, Vote For 1					
	Geoff SEBESTA	0 0.00%	0 0.00%	1 2.63%	1 2.63%
	Jason S. BELCHER	0 0.00%	0 0.00%	0 0.00%	0 0.00%
	Jason GRIFFITH	0 0.00%	0 0.00%	8 21.05%	8 21.05%
	Heather French HENRY	0 0.00%	0 0.00%	29 76.32%	29 76.32%
	Cast Votes:	0 0.00%	0 0.00%	38 95.00%	38 95.00%
	Over Votes:	0 0.00%	0 0.00%	0 0.00%	0 0.00%
	Under Votes:	0 0.00%	0 0.00%	2 5.00%	2 5.00%
AUDITOR of PUBLIC ACCOUNTS, Vote For 1					
	Chris TOBE	0 0.00%	0 0.00%	7 18.42%	7 18.42%
	Kelsey Hayes COOTS	0 0.00%	0 0.00%	22 57.89%	22 57.89%
	Drew CURTIS	0 0.00%	0 0.00%	2 5.26%	2 5.26%
	Sheri DONAHUE	0 0.00%	0 0.00%	7 18.42%	7 18.42%
	Cast Votes:	0 0.00%	0 0.00%	38 95.00%	38 95.00%
	Over Votes:	0 0.00%	0 0.00%	0 0.00%	0 0.00%
	Under Votes:	0 0.00%	0 0.00%	2 5.00%	2 5.00%
STATE TREASURER, Vote For 1					
	Josh MERS	0 0.00%	0 0.00%	24 64.86%	24 64.86%
	Michael BOWMAN	0 0.00%	0 0.00%	13 35.14%	13 35.14%
	Cast Votes:	0 0.00%	0 0.00%	37 92.50%	37 92.50%
	Over Votes:	0 0.00%	0 0.00%	0 0.00%	0 0.00%
	Under Votes:	0 0.00%	0 0.00%	3 7.50%	3 7.50%
COMMISSIONER of AGRICULTURE, Vote For 1					
	Joe TRIGG	0 0.00%	0 0.00%	23 62.16%	23 62.16%
	Robert Haley CONWAY	0 0.00%	0 0.00%	14 37.84%	14 37.84%
	Cast Votes:	0 0.00%	0 0.00%	37 92.50%	37 92.50%
	Over Votes:	0 0.00%	0 0.00%	0 0.00%	0 0.00%
	Under Votes:	0 0.00%	0 0.00%	3 7.50%	3 7.50%



Precinct Report — Unofficial
PRIMARY ELECTION HELD ON — OFFICIAL BALLOT FOR CAMPBELL COUNTY

Page 91 of 136


 May 21, 2019
 05/21/2019 07:41 PM
 Precincts Reporting 68 of 68 = 100.00%

Total Number of Voters : 10,172 of 0 = 0.00%

Party	Candidate	Absentee		Early		Election		Total	
Precinct A605 (Ballots Cast: 254)									
GOVERNOR and LIEUTENANT GOVERNOR, Vote For 1									
	William E. WOODS Justin B. MILLER	0	0.00%	0	0.00%	5	4.81%	5	4.81%
	Matthew G. BEVIN Ralph A. ALVARADO	0	0.00%	0	0.00%	50	48.08%	50	48.08%
	Robert GOFORTH Michael T. HOGAN	0	0.00%	0	0.00%	44	42.31%	44	42.31%
	Ike LAWRENCE James Anthony ROSE	0	0.00%	0	0.00%	5	4.81%	5	4.81%
	Cast Votes:	0	0.00%	0	0.00%	104	100.00%	104	100.00%
	Over Votes:	0	0.00%	0	0.00%	0	0.00%	0	0.00%
	Under Votes:	0	0.00%	0	0.00%	0	0.00%	0	0.00%
SECRETARY of STATE, Vote For 1									
	Carl NETT	0	0.00%	0	0.00%	8	8.42%	8	8.42%
	Michael G. ADAMS	0	0.00%	0	0.00%	30	31.58%	30	31.58%
	Andrew ENGLISH	0	0.00%	0	0.00%	28	29.47%	28	29.47%
	Stephen L. KNIPPER	0	0.00%	0	0.00%	29	30.53%	29	30.53%
	Cast Votes:	0	0.00%	0	0.00%	95	91.35%	95	91.35%
	Over Votes:	0	0.00%	0	0.00%	0	0.00%	0	0.00%
	Under Votes:	0	0.00%	0	0.00%	9	8.65%	9	8.65%
ATTORNEY GENERAL, Vote For 1									
	Wil SCHRODER	0	0.00%	0	0.00%	72	72.00%	72	72.00%
	Daniel CAMERON	0	0.00%	0	0.00%	28	28.00%	28	28.00%
	Cast Votes:	0	0.00%	0	0.00%	100	96.15%	100	96.15%
	Over Votes:	0	0.00%	0	0.00%	0	0.00%	0	0.00%
	Under Votes:	0	0.00%	0	0.00%	4	3.85%	4	3.85%
COMMISSIONER of AGRICULTURE, Vote For 1									
	Ryan F. QUARLES	0	0.00%	0	0.00%	71	78.89%	71	78.89%
	Bill POLYNIK	0	0.00%	0	0.00%	19	21.11%	19	21.11%
	Cast Votes:	0	0.00%	0	0.00%	90	86.54%	90	86.54%
	Over Votes:	0	0.00%	0	0.00%	0	0.00%	0	0.00%
	Under Votes:	0	0.00%	0	0.00%	14	13.46%	14	13.46%
GOVERNOR and LIEUTENANT GOVERNOR, Vote For 1									
	Geoffrey M."Geoff" YOUNG Joshua N. "Josh" FRENCH	0	0.00%	0	0.00%	6	4.03%	6	4.03%
	Rocky ADKINS Stephanie HORNE	0	0.00%	0	0.00%	41	27.52%	41	27.52%
	Andy BESHEAR Jacqueline COLEMAN	0	0.00%	0	0.00%	74	49.66%	74	49.66%
	Adam H. EDELEN Gill HOLLAND	0	0.00%	0	0.00%	28	18.79%	28	18.79%
	Cast Votes:	0	0.00%	0	0.00%	149	99.33%	149	99.33%
	Over Votes:	0	0.00%	0	0.00%	0	0.00%	0	0.00%
	Under Votes:	0	0.00%	0	0.00%	1	0.67%	1	0.67%

Precinct Report — Unofficial
PRIMARY ELECTION HELD ON — OFFICIAL BALLOT FOR CAMPBELL COUNTY — May 21, 2019

Total Number of Voters : 10,172 of 0 = 0.00%


Precincts Reporting 68 of 68 = 100.00%

Party	Candidate	Absentee		Early		Election		Total	
Precinct A605 (Ballots Cast: 254)									
SECRETARY of STATE, Vote For 1									
	Geoff SEBESTA	0	0.00%	0	0.00%	9	6.38%	9	6.38%
	Jason S. BELCHER	0	0.00%	0	0.00%	11	7.80%	11	7.80%
	Jason GRIFFITH	0	0.00%	0	0.00%	20	14.18%	20	14.18%
	Heather French HENRY	0	0.00%	0	0.00%	101	71.63%	101	71.63%
	Cast Votes:	0	0.00%	0	0.00%	141	94.00%	141	94.00%
	Over Votes:	0	0.00%	0	0.00%	1	0.67%	1	0.67%
	Under Votes:	0	0.00%	0	0.00%	8	5.33%	8	5.33%
AUDITOR of PUBLIC ACCOUNTS, Vote For 1									
	Chris TOBE	0	0.00%	0	0.00%	28	20.74%	28	20.74%
	Kelsey Hayes COOTS	0	0.00%	0	0.00%	31	22.96%	31	22.96%
	Drew CURTIS	0	0.00%	0	0.00%	18	13.33%	18	13.33%
	Sheri DONAHUE	0	0.00%	0	0.00%	58	42.96%	58	42.96%
	Cast Votes:	0	0.00%	0	0.00%	135	90.00%	135	90.00%
	Over Votes:	0	0.00%	0	0.00%	0	0.00%	0	0.00%
	Under Votes:	0	0.00%	0	0.00%	15	10.00%	15	10.00%
STATE TREASURER, Vote For 1									
	Josh MERS	0	0.00%	0	0.00%	63	49.22%	63	49.22%
	Michael BOWMAN	0	0.00%	0	0.00%	65	50.78%	65	50.78%
	Cast Votes:	0	0.00%	0	0.00%	128	85.33%	128	85.33%
	Over Votes:	0	0.00%	0	0.00%	0	0.00%	0	0.00%
	Under Votes:	0	0.00%	0	0.00%	22	14.67%	22	14.67%
COMMISSIONER of AGRICULTURE, Vote For 1									
	Joe TRIGG	0	0.00%	0	0.00%	61	48.03%	61	48.03%
	Robert Haley CONWAY	0	0.00%	0	0.00%	66	51.97%	66	51.97%
	Cast Votes:	0	0.00%	0	0.00%	127	84.67%	127	84.67%
	Over Votes:	0	0.00%	0	0.00%	0	0.00%	0	0.00%
	Under Votes:	0	0.00%	0	0.00%	23	15.33%	23	15.33%

RECEIVED
MAY 30 2019
BY: _____

Precinct Report — Unofficial
PRIMARY ELECTION HELD ON — OFFICIAL BALLOT FOR CAMPBELL COUNTY

Page 93 of 136


 May 21, 2019
 05/21/2019 07:41 PM
 Precincts Reporting 68 of 68 = 100.00%

Total Number of Voters : 10,172 of 0 = 0.00%


Party	Candidate	Absentee	Early	Election	Total
Precinct B909 (Ballots Cast: 243)					
GOVERNOR and LIEUTENANT GOVERNOR, Vote For 1					
	William E. WOODS Justin B. MILLER	0 0.00%	0 0.00%	10 8.00%	10 8.00%
	Matthew G. BEVIN Ralph A. ALVARADO	0 0.00%	0 0.00%	75 60.00%	75 60.00%
	Robert GOFORTH Michael T. HOGAN	0 0.00%	0 0.00%	38 30.40%	38 30.40%
	Ike LAWRENCE James Anthony ROSE	0 0.00%	0 0.00%	2 1.60%	2 1.60%
	Cast Votes:	0 0.00%	0 0.00%	125 96.90%	125 96.90%
	Over Votes:	0 0.00%	0 0.00%	0 0.00%	0 0.00%
	Under Votes:	0 0.00%	0 0.00%	4 3.10%	4 3.10%
SECRETARY of STATE, Vote For 1					
	Carl NETT	0 0.00%	0 0.00%	9 8.41%	9 8.41%
	Michael G. ADAMS	0 0.00%	0 0.00%	24 22.43%	24 22.43%
	Andrew ENGLISH	0 0.00%	0 0.00%	36 33.64%	36 33.64%
	Stephen L. KNIPPER	0 0.00%	0 0.00%	38 35.51%	38 35.51%
	Cast Votes:	0 0.00%	0 0.00%	107 82.95%	107 82.95%
	Over Votes:	0 0.00%	0 0.00%	0 0.00%	0 0.00%
	Under Votes:	0 0.00%	0 0.00%	22 17.05%	22 17.05%
ATTORNEY GENERAL, Vote For 1					
	Wil SCHRODER	0 0.00%	0 0.00%	104 81.25%	104 81.25%
	Daniel CAMERON	0 0.00%	0 0.00%	24 18.75%	24 18.75%
	Cast Votes:	0 0.00%	0 0.00%	128 99.22%	128 99.22%
	Over Votes:	0 0.00%	0 0.00%	0 0.00%	0 0.00%
	Under Votes:	0 0.00%	0 0.00%	1 0.78%	1 0.78%
COMMISSIONER of AGRICULTURE, Vote For 1					
	Ryan F. QUARLES	0 0.00%	0 0.00%	87 82.08%	87 82.08%
	Bill POLYNIK	0 0.00%	0 0.00%	19 17.92%	19 17.92%
	Cast Votes:	0 0.00%	0 0.00%	106 82.17%	106 82.17%
	Over Votes:	0 0.00%	0 0.00%	0 0.00%	0 0.00%
	Under Votes:	0 0.00%	0 0.00%	23 17.83%	23 17.83%
GOVERNOR and LIEUTENANT GOVERNOR, Vote For 1					
	Geoffrey M."Geoff" YOUNG Joshua N. "Josh" FRENCH	0 0.00%	0 0.00%	8 7.14%	8 7.14%
	Rocky ADKINS Stephanie HORNE	0 0.00%	0 0.00%	26 23.21%	26 23.21%
	Andy BESHEAR Jacqueline COLEMAN	0 0.00%	0 0.00%	54 48.21%	54 48.21%
	Adam H. EDELEN Gill HOLLAND	0 0.00%	0 0.00%	24 21.43%	24 21.43%
	Cast Votes:	0 0.00%	0 0.00%	112 98.25%	112 98.25%
	Over Votes:	0 0.00%	0 0.00%	0 0.00%	0 0.00%
	Under Votes:	0 0.00%	0 0.00%	2 1.75%	2 1.75%

Precinct Report — Unofficial
PRIMARY ELECTION HELD ON — OFFICIAL BALLOT FOR CAMPBELL COUNTY — May 21, 2019


Total Number of Voters : 10,172 of 0 = 0.00%

Precincts Reporting 68 of 68 = 100.00%

Party	Candidate	Absentee	Early	Election	Total
Precinct B909 (Ballots Cast: 243)					
SECRETARY of STATE, Vote For 1					
	Geoff SEBESTA	0 0.00%	0 0.00%	7 6.36%	7 6.36%
	Jason S. BELCHER	0 0.00%	0 0.00%	15 13.64%	15 13.64%
	Jason GRIFFITH	0 0.00%	0 0.00%	18 16.36%	18 16.36%
	Heather French HENRY	0 0.00%	0 0.00%	70 63.64%	70 63.64%
	Cast Votes:	0 0.00%	0 0.00%	110 96.49%	110 96.49%
	Over Votes:	0 0.00%	0 0.00%	0 0.00%	0 0.00%
	Under Votes:	0 0.00%	0 0.00%	4 3.51%	4 3.51%
AUDITOR of PUBLIC ACCOUNTS, Vote For 1					
	Chris TOBE	0 0.00%	0 0.00%	27 25.47%	27 25.47%
	Kelsey Hayes COOTS	0 0.00%	0 0.00%	36 33.96%	36 33.96%
	Draw CURTIS	0 0.00%	0 0.00%	7 6.60%	7 6.60%
	Sheri DONAHUE	0 0.00%	0 0.00%	36 33.96%	36 33.96%
	Cast Votes:	0 0.00%	0 0.00%	106 92.98%	106 92.98%
	Over Votes:	0 0.00%	0 0.00%	0 0.00%	0 0.00%
	Under Votes:	0 0.00%	0 0.00%	8 7.02%	8 7.02%
STATE TREASURER, Vote For 1					
	Josh MERS	0 0.00%	0 0.00%	47 45.63%	47 45.63%
	Michael BOWMAN	0 0.00%	0 0.00%	56 54.37%	56 54.37%
	Cast Votes:	0 0.00%	0 0.00%	103 90.35%	103 90.35%
	Over Votes:	0 0.00%	0 0.00%	0 0.00%	0 0.00%
	Under Votes:	0 0.00%	0 0.00%	11 9.65%	11 9.65%
COMMISSIONER of AGRICULTURE, Vote For 1					
	Joe TRIGG	0 0.00%	0 0.00%	49 47.57%	49 47.57%
	Robert Haley CONWAY	0 0.00%	0 0.00%	54 52.43%	54 52.43%
	Cast Votes:	0 0.00%	0 0.00%	103 90.35%	103 90.35%
	Over Votes:	0 0.00%	0 0.00%	0 0.00%	0 0.00%
	Under Votes:	0 0.00%	0 0.00%	11 9.65%	11 9.65%



Precinct Report — Unofficial
PRIMARY ELECTION HELD ON — OFFICIAL BALLOT FOR CAMPBELL COUNTY


 MAY 21 2019
 05/21/2019 07:41 PM
 Precincts Reporting 68 of 68 = 100.00%

Total Number of Voters : 10,172 of 0 = 0.00%

Party	Candidate	Absentee	Early	Election	Total
Precinct B910 (Ballots Cast: 56)					
GOVERNOR and LIEUTENANT GOVERNOR, Vote For 1					
	William E. WOODS Justin B. MILLER	0 0.00%	0 0.00%	1 8.33%	1 8.33%
	Matthew G. BEVIN Ralph A. ALVARADO	0 0.00%	0 0.00%	6 50.00%	6 50.00%
	Robert GOFORTH Michael T. HOGAN	0 0.00%	0 0.00%	4 33.33%	4 33.33%
	Ike LAWRENCE James Anthony ROSE	0 0.00%	0 0.00%	1 8.33%	1 8.33%
	Cast Votes:	0 0.00%	0 0.00%	12 100.00%	12 100.00%
	Over Votes:	0 0.00%	0 0.00%	0 0.00%	0 0.00%
	Under Votes:	0 0.00%	0 0.00%	0 0.00%	0 0.00%
SECRETARY of STATE, Vote For 1					
	Carl NETT	0 0.00%	0 0.00%	1 10.00%	1 10.00%
	Michael G. ADAMS	0 0.00%	0 0.00%	5 50.00%	5 50.00%
	Andrew ENGLISH	0 0.00%	0 0.00%	1 10.00%	1 10.00%
	Stephen L. KNIPPER	0 0.00%	0 0.00%	3 30.00%	3 30.00%
	Cast Votes:	0 0.00%	0 0.00%	10 83.33%	10 83.33%
	Over Votes:	0 0.00%	0 0.00%	0 0.00%	0 0.00%
	Under Votes:	0 0.00%	0 0.00%	2 16.67%	2 16.67%
ATTORNEY GENERAL, Vote For 1					
	Wil SCHRODER	0 0.00%	0 0.00%	4 40.00%	4 40.00%
	Daniel CAMERON	0 0.00%	0 0.00%	6 60.00%	6 60.00%
	Cast Votes:	0 0.00%	0 0.00%	10 83.33%	10 83.33%
	Over Votes:	0 0.00%	0 0.00%	0 0.00%	0 0.00%
	Under Votes:	0 0.00%	0 0.00%	2 16.67%	2 16.67%
COMMISSIONER of AGRICULTURE, Vote For 1					
	Ryan F. QUARLES	0 0.00%	0 0.00%	7 70.00%	7 70.00%
	Bill POLYNIAK	0 0.00%	0 0.00%	3 30.00%	3 30.00%
	Cast Votes:	0 0.00%	0 0.00%	10 83.33%	10 83.33%
	Over Votes:	0 0.00%	0 0.00%	0 0.00%	0 0.00%
	Under Votes:	0 0.00%	0 0.00%	2 16.67%	2 16.67%
GOVERNOR and LIEUTENANT GOVERNOR, Vote For 1					
	Geoffrey M."Geoff" YOUNG Joshua N. "Josh" FRENCH	0 0.00%	0 0.00%	3 6.98%	3 6.98%
	Rocky ADKINS Stephanie HORNE	0 0.00%	0 0.00%	8 18.60%	8 18.60%
	Andy BESHEAR Jacqueline COLEMAN	0 0.00%	0 0.00%	27 62.79%	27 62.79%
	Adam H. EDELEN Gill HOLLAND	0 0.00%	0 0.00%	5 11.63%	5 11.63%
	Cast Votes:	0 0.00%	0 0.00%	43 97.73%	43 97.73%
	Over Votes:	0 0.00%	0 0.00%	0 0.00%	0 0.00%
	Under Votes:	0 0.00%	0 0.00%	1 2.27%	1 2.27%

Precinct Report — Unofficial
PRIMARY ELECTION HELD ON — OFFICIAL BALLOT FOR CAMPBELL COUNTY — May 21, 2019

Page 96 of 136

05/21/2019 07:41 PM


Total Number of Voters : 10,172 of 0 = 0.00%

Precincts Reporting 68 of 68 = 100.00%

Party	Candidate	Absentee		Early		Election		Total	
Precinct B910 (Ballots Cast: 56)									
SECRETARY of STATE, Vote For 1									
	Geoff SEBESTA	0	0.00%	0	0.00%	3	7.89%	3	7.89%
	Jason S. BELCHER	0	0.00%	0	0.00%	0	0.00%	0	0.00%
	Jason GRIFFITH	0	0.00%	0	0.00%	13	34.21%	13	34.21%
	Heather French HENRY	0	0.00%	0	0.00%	22	57.89%	22	57.89%
	Cast Votes:	0	0.00%	0	0.00%	38	86.36%	38	86.36%
	Over Votes:	0	0.00%	0	0.00%	0	0.00%	0	0.00%
	Under Votes:	0	0.00%	0	0.00%	6	13.64%	6	13.64%
AUDITOR of PUBLIC ACCOUNTS, Vote For 1									
	Chris TOBE	0	0.00%	0	0.00%	15	42.86%	15	42.86%
	Kelsey Hayes COOTS	0	0.00%	0	0.00%	6	17.14%	6	17.14%
	Drew CURTIS	0	0.00%	0	0.00%	2	5.71%	2	5.71%
	Sheri DONAHUE	0	0.00%	0	0.00%	12	34.29%	12	34.29%
	Cast Votes:	0	0.00%	0	0.00%	35	79.55%	35	79.55%
	Over Votes:	0	0.00%	0	0.00%	0	0.00%	0	0.00%
	Under Votes:	0	0.00%	0	0.00%	9	20.45%	9	20.45%
STATE TREASURER, Vote For 1									
	Josh MERS	0	0.00%	0	0.00%	18	51.43%	18	51.43%
	Michael BOWMAN	0	0.00%	0	0.00%	17	48.57%	17	48.57%
	Cast Votes:	0	0.00%	0	0.00%	35	79.55%	35	79.55%
	Over Votes:	0	0.00%	0	0.00%	0	0.00%	0	0.00%
	Under Votes:	0	0.00%	0	0.00%	9	20.45%	9	20.45%
COMMISSIONER of AGRICULTURE, Vote For 1									
	Joe TRIGG	0	0.00%	0	0.00%	21	61.76%	21	61.76%
	Robert Haley CONWAY	0	0.00%	0	0.00%	13	38.24%	13	38.24%
	Cast Votes:	0	0.00%	0	0.00%	34	77.27%	34	77.27%
	Over Votes:	0	0.00%	0	0.00%	0	0.00%	0	0.00%
	Under Votes:	0	0.00%	0	0.00%	10	22.73%	10	22.73%



Precinct Report — Unofficial
PRIMARY ELECTION HELD ON — OFFICIAL BALLOT FOR CAMPBELL COUNTY **May 21, 2019**



Total Number of Voters : 10,172 of 0 = 0.00%

Party	Candidate	Absentee		Early		Election		Total	
Precinct B901 (Ballots Cast: 139)									
GOVERNOR and LIEUTENANT GOVERNOR, Vote For 1									
	William E. WOODS Justin B. MILLER	0	0.00%	0	0.00%	8	9.09%	8	9.09%
	Matthew G. BEVIN Ralph A. ALVARADO	0	0.00%	0	0.00%	41	46.59%	41	46.59%
	Robert GOFORTH Michael T. HOGAN	0	0.00%	0	0.00%	37	42.05%	37	42.05%
	Ike LAWRENCE James Anthony ROSE	0	0.00%	0	0.00%	2	2.27%	2	2.27%
	Cast Votes:	0	0.00%	0	0.00%	88	100.00%	88	100.00%
	Over Votes:	0	0.00%	0	0.00%	0	0.00%	0	0.00%
	Under Votes:	0	0.00%	0	0.00%	0	0.00%	0	0.00%
SECRETARY of STATE, Vote For 1									
	Carl NETT	0	0.00%	0	0.00%	9	11.25%	9	11.25%
	Michael G. ADAMS	0	0.00%	0	0.00%	22	27.50%	22	27.50%
	Andrew ENGLISH	0	0.00%	0	0.00%	21	26.25%	21	26.25%
	Stephen L. KNIPPER	0	0.00%	0	0.00%	28	35.00%	28	35.00%
	Cast Votes:	0	0.00%	0	0.00%	80	90.91%	80	90.91%
	Over Votes:	0	0.00%	0	0.00%	0	0.00%	0	0.00%
	Under Votes:	0	0.00%	0	0.00%	8	9.09%	8	9.09%
ATTORNEY GENERAL, Vote For 1									
	Wil SCHRODER	0	0.00%	0	0.00%	53	60.92%	53	60.92%
	Daniel CAMERON	0	0.00%	0	0.00%	34	39.08%	34	39.08%
	Cast Votes:	0	0.00%	0	0.00%	87	98.86%	87	98.86%
	Over Votes:	0	0.00%	0	0.00%	0	0.00%	0	0.00%
	Under Votes:	0	0.00%	0	0.00%	1	1.14%	1	1.14%
COMMISSIONER of AGRICULTURE, Vote For 1									
	Ryan F. QUARLES	0	0.00%	0	0.00%	65	81.25%	65	81.25%
	Bill POLYNYIAK	0	0.00%	0	0.00%	15	18.75%	15	18.75%
	Cast Votes:	0	0.00%	0	0.00%	80	90.91%	80	90.91%
	Over Votes:	0	0.00%	0	0.00%	0	0.00%	0	0.00%
	Under Votes:	0	0.00%	0	0.00%	8	9.09%	8	9.09%
GOVERNOR and LIEUTENANT GOVERNOR, Vote For 1									
	Geoffrey M."Geoff" YOUNG Joshua N. "Josh" FRENCH	0	0.00%	0	0.00%	1	1.96%	1	1.96%
	Rocky ADKINS Stephanie HORNE	0	0.00%	0	0.00%	11	21.57%	11	21.57%
	Andy BESHEAR Jacqueline COLEMAN	0	0.00%	0	0.00%	32	62.75%	32	62.75%
	Adam H. EDELEN Gill HOLLAND	0	0.00%	0	0.00%	7	13.73%	7	13.73%
	Cast Votes:	0	0.00%	0	0.00%	51	100.00%	51	100.00%
	Over Votes:	0	0.00%	0	0.00%	0	0.00%	0	0.00%
	Under Votes:	0	0.00%	0	0.00%	0	0.00%	0	0.00%

Precinct Report — Unofficial
PRIMARY ELECTION HELD ON — OFFICIAL BALLOT FOR CAMPBELL COUNTY — May 21, 2019

Page 98 of 136

05/21/2019 07:41 PM


Total Number of Voters : 10,172 of 0 = 0.00%

Precincts Reporting 68 of 68 = 100.00%

Party	Candidate	Absentee		Early		Election		Total	
Precinct B901 (Ballots Cast: 139)									
SECRETARY of STATE, Vote For 1									
	Geoff SEBESTA	0	0.00%	0	0.00%	2	4.08%	2	4.08%
	Jason S. BELCHER	0	0.00%	0	0.00%	7	14.29%	7	14.29%
	Jason GRIFFITH	0	0.00%	0	0.00%	3	6.12%	3	6.12%
	Heather French HENRY	0	0.00%	0	0.00%	37	75.51%	37	75.51%
	Cast Votes:	0	0.00%	0	0.00%	49	96.08%	49	96.08%
	Over Votes:	0	0.00%	0	0.00%	0	0.00%	0	0.00%
	Under Votes:	0	0.00%	0	0.00%	2	3.92%	2	3.92%
AUDITOR of PUBLIC ACCOUNTS, Vote For 1									
	Chris TOBE	0	0.00%	0	0.00%	11	23.40%	11	23.40%
	Kelsey Hayes COOTS	0	0.00%	0	0.00%	13	27.66%	13	27.66%
	Drew CURTIS	0	0.00%	0	0.00%	5	10.64%	5	10.64%
	Sheri DONAHUE	0	0.00%	0	0.00%	18	38.30%	18	38.30%
	Cast Votes:	0	0.00%	0	0.00%	47	92.16%	47	92.16%
	Over Votes:	0	0.00%	0	0.00%	0	0.00%	0	0.00%
	Under Votes:	0	0.00%	0	0.00%	4	7.84%	4	7.84%
STATE TREASURER, Vote For 1									
	Josh MERS	0	0.00%	0	0.00%	17	36.17%	17	36.17%
	Michael BOWMAN	0	0.00%	0	0.00%	30	63.83%	30	63.83%
	Cast Votes:	0	0.00%	0	0.00%	47	92.16%	47	92.16%
	Over Votes:	0	0.00%	0	0.00%	0	0.00%	0	0.00%
	Under Votes:	0	0.00%	0	0.00%	4	7.84%	4	7.84%
COMMISSIONER of AGRICULTURE, Vote For 1									
	Joe TRIGG	0	0.00%	0	0.00%	18	37.50%	18	37.50%
	Robert Haley CONWAY	0	0.00%	0	0.00%	30	62.50%	30	62.50%
	Cast Votes:	0	0.00%	0	0.00%	48	94.12%	48	94.12%
	Over Votes:	0	0.00%	0	0.00%	0	0.00%	0	0.00%
	Under Votes:	0	0.00%	0	0.00%	3	5.88%	3	5.88%

RECEIVED
 MAY 30 2019
 BY: _____

Precinct Report — Unofficial
 PRIMARY ELECTION HELD ON — OFFICIAL BALLOT FOR CAMPBELL COUNTY



05/21/2019 07:41 PM
 Precincts Reporting 68 of 68 = 100.00%

Total Number of Voters : 10,172 of 0 = 0.00%

Party	Candidate	Absentee	Early	Election	Total
Precinct C301 (Ballots Cast: 139)					
GOVERNOR and LIEUTENANT GOVERNOR, Vote For 1					
	William E. WOODS Justin B. MILLER	0 0.00%	0 0.00%	4 13.79%	4 13.79%
	Matthew G. BEVIN Ralph A. ALVARADO	0 0.00%	0 0.00%	12 41.38%	12 41.38%
	Robert GOFORTH Michael T. HOGAN	0 0.00%	0 0.00%	12 41.38%	12 41.38%
	Ike LAWRENCE James Anthony ROSE	0 0.00%	0 0.00%	1 3.45%	1 3.45%
	Cast Votes:	0 0.00%	0 0.00%	29 96.67%	29 96.67%
	Over Votes:	0 0.00%	0 0.00%	0 0.00%	0 0.00%
	Under Votes:	0 0.00%	0 0.00%	1 3.33%	1 3.33%
SECRETARY of STATE, Vote For 1					
	Carl NETT	0 0.00%	0 0.00%	3 12.00%	3 12.00%
	Michael G. ADAMS	0 0.00%	0 0.00%	9 36.00%	9 36.00%
	Andrew ENGLISH	0 0.00%	0 0.00%	4 16.00%	4 16.00%
	Stephen L. KNIPPER	0 0.00%	0 0.00%	9 36.00%	9 36.00%
	Cast Votes:	0 0.00%	0 0.00%	25 83.33%	25 83.33%
	Over Votes:	0 0.00%	0 0.00%	0 0.00%	0 0.00%
	Under Votes:	0 0.00%	0 0.00%	5 16.67%	5 16.67%
ATTORNEY GENERAL, Vote For 1					
	Wil SCHRODER	0 0.00%	0 0.00%	21 70.00%	21 70.00%
	Daniel CAMERON	0 0.00%	0 0.00%	9 30.00%	9 30.00%
	Cast Votes:	0 0.00%	0 0.00%	30 100.00%	30 100.00%
	Over Votes:	0 0.00%	0 0.00%	0 0.00%	0 0.00%
	Under Votes:	0 0.00%	0 0.00%	0 0.00%	0 0.00%
COMMISSIONER of AGRICULTURE, Vote For 1					
	Ryan F. QUARLES	0 0.00%	0 0.00%	19 79.17%	19 79.17%
	Bill POLYNIK	0 0.00%	0 0.00%	5 20.83%	5 20.83%
	Cast Votes:	0 0.00%	0 0.00%	24 80.00%	24 80.00%
	Over Votes:	0 0.00%	0 0.00%	0 0.00%	0 0.00%
	Under Votes:	0 0.00%	0 0.00%	6 20.00%	6 20.00%
GOVERNOR and LIEUTENANT GOVERNOR, Vote For 1					
	Geoffrey M. "Geoff" YOUNG Joshua N. "Josh" FRENCH	0 0.00%	0 0.00%	7 6.48%	7 6.48%
	Rocky ADKINS Stephanie HORNE	0 0.00%	0 0.00%	28 25.93%	28 25.93%
	Andy BESHEAR Jacqueline COLEMAN	0 0.00%	0 0.00%	45 41.67%	45 41.67%
	Adam H. EDELEN Gill HOLLAND	0 0.00%	0 0.00%	28 25.93%	28 25.93%
	Cast Votes:	0 0.00%	0 0.00%	108 99.08%	108 99.08%
	Over Votes:	0 0.00%	0 0.00%	0 0.00%	0 0.00%
	Under Votes:	0 0.00%	0 0.00%	1 0.92%	1 0.92%

Precinct Report — Unofficial
PRIMARY ELECTION HELD ON — OFFICIAL BALLOT FOR CAMPBELL COUNTY — May 21, 2019


Page 100 of 136

05/21/2019 07:41 PM

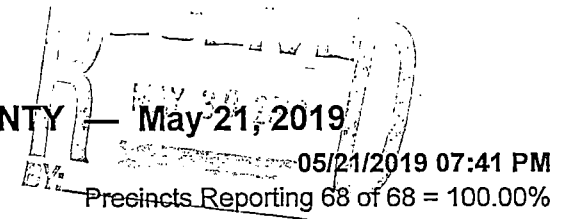
Total Number of Voters : 10,172 of 0 = 0.00%

Precincts Reporting 68 of 68 = 100.00%

Party	Candidate	Absentee	Early	Election	Total
Precinct C301 (Ballots Cast: 139)					
SECRETARY of STATE, Vote For 1					
	Geoff SEBESTA	0 0.00%	0 0.00%	5 4.90%	5 4.90%
	Jason S. BELCHER	0 0.00%	0 0.00%	9 8.82%	9 8.82%
	Jason GRIFFITH	0 0.00%	0 0.00%	16 15.69%	16 15.69%
	Heather French HENRY	0 0.00%	0 0.00%	72 70.59%	72 70.59%
	Cast Votes:	0 0.00%	0 0.00%	102 93.58%	102 93.58%
	Over Votes:	0 0.00%	0 0.00%	0 0.00%	0 0.00%
	Under Votes:	0 0.00%	0 0.00%	7 6.42%	7 6.42%
AUDITOR of PUBLIC ACCOUNTS, Vote For 1					
	Chris TOBE	0 0.00%	0 0.00%	27 27.84%	27 27.84%
	Kelsey Hayes COOTS	0 0.00%	0 0.00%	35 36.08%	35 36.08%
	Drew CURTIS	0 0.00%	0 0.00%	7 7.22%	7 7.22%
	Sheri DONAHUE	0 0.00%	0 0.00%	28 28.87%	28 28.87%
	Cast Votes:	0 0.00%	0 0.00%	97 88.99%	97 88.99%
	Over Votes:	0 0.00%	0 0.00%	0 0.00%	0 0.00%
	Under Votes:	0 0.00%	0 0.00%	12 11.01%	12 11.01%
STATE TREASURER, Vote For 1					
	Josh MERS	0 0.00%	0 0.00%	48 53.33%	48 53.33%
	Michael BOWMAN	0 0.00%	0 0.00%	42 46.67%	42 46.67%
	Cast Votes:	0 0.00%	0 0.00%	90 82.57%	90 82.57%
	Over Votes:	0 0.00%	0 0.00%	0 0.00%	0 0.00%
	Under Votes:	0 0.00%	0 0.00%	19 17.43%	19 17.43%
COMMISSIONER of AGRICULTURE, Vote For 1					
	Joe TRIGG	0 0.00%	0 0.00%	55 57.89%	55 57.89%
	Robert Haley CONWAY	0 0.00%	0 0.00%	40 42.11%	40 42.11%
	Cast Votes:	0 0.00%	0 0.00%	95 87.16%	95 87.16%
	Over Votes:	0 0.00%	0 0.00%	0 0.00%	0 0.00%
	Under Votes:	0 0.00%	0 0.00%	14 12.84%	14 12.84%



Precinct Report — Unofficial
PRIMARY ELECTION HELD ON — OFFICIAL BALLOT FOR CAMPBELL COUNTY — May 21, 2019



Total Number of Voters : 10,172 of 0 = 0.00%


Party	Candidate	Absentee		Early		Election		Total	
Precinct C302 (Ballots Cast: 147)									
GOVERNOR and LIEUTENANT GOVERNOR, Vote For 1									
	William E. WOODS Justin B. MILLER	0	0.00%	0	0.00%	8	18.18%	8	18.18%
	Matthew G. BEVIN Ralph A. ALVARADO	0	0.00%	0	0.00%	20	45.45%	20	45.45%
	Robert GOFORTH Michael T. HOGAN	0	0.00%	0	0.00%	14	31.82%	14	31.82%
	Ike LAWRENCE James Anthony ROSE	0	0.00%	0	0.00%	2	4.55%	2	4.55%
	Cast Votes:	0	0.00%	0	0.00%	44	97.78%	44	97.78%
	Over Votes:	0	0.00%	0	0.00%	1	2.22%	1	2.22%
	Under Votes:	0	0.00%	0	0.00%	0	0.00%	0	0.00%
SECRETARY of STATE, Vote For 1									
	Carl NETT	0	0.00%	0	0.00%	3	7.14%	3	7.14%
	Michael G. ADAMS	0	0.00%	0	0.00%	14	33.33%	14	33.33%
	Andrew ENGLISH	0	0.00%	0	0.00%	11	26.19%	11	26.19%
	Stephen L. KNIPPER	0	0.00%	0	0.00%	14	33.33%	14	33.33%
	Cast Votes:	0	0.00%	0	0.00%	42	93.33%	42	93.33%
	Over Votes:	0	0.00%	0	0.00%	1	2.22%	1	2.22%
	Under Votes:	0	0.00%	0	0.00%	2	4.44%	2	4.44%
ATTORNEY GENERAL, Vote For 1									
	Wil SCHRODER	0	0.00%	0	0.00%	25	56.82%	25	56.82%
	Daniel CAMERON	0	0.00%	0	0.00%	19	43.18%	19	43.18%
	Cast Votes:	0	0.00%	0	0.00%	44	97.78%	44	97.78%
	Over Votes:	0	0.00%	0	0.00%	0	0.00%	0	0.00%
	Under Votes:	0	0.00%	0	0.00%	1	2.22%	1	2.22%
COMMISSIONER of AGRICULTURE, Vote For 1									
	Ryan F. QUARLES	0	0.00%	0	0.00%	29	65.91%	29	65.91%
	Bill POLYNIK	0	0.00%	0	0.00%	15	34.09%	15	34.09%
	Cast Votes:	0	0.00%	0	0.00%	44	97.78%	44	97.78%
	Over Votes:	0	0.00%	0	0.00%	0	0.00%	0	0.00%
	Under Votes:	0	0.00%	0	0.00%	1	2.22%	1	2.22%
GOVERNOR and LIEUTENANT GOVERNOR, Vote For 1									
	Geoffrey M."Geoff" YOUNG Joshua N. "Josh" FRENCH	0	0.00%	0	0.00%	0	0.00%	0	0.00%
	Rocky ADKINS Stephanie HORNE	0	0.00%	0	0.00%	13	12.87%	13	12.87%
	Andy BESHEAR Jacqueline COLEMAN	0	0.00%	0	0.00%	57	56.44%	57	56.44%
	Adam H. EDELEN Gill HOLLAND	0	0.00%	0	0.00%	31	30.69%	31	30.69%
	Cast Votes:	0	0.00%	0	0.00%	101	99.02%	101	99.02%
	Over Votes:	0	0.00%	0	0.00%	0	0.00%	0	0.00%
	Under Votes:	0	0.00%	0	0.00%	1	0.98%	1	0.98%

Precinct Report — Unofficial
PRIMARY ELECTION HELD ON — OFFICIAL BALLOT FOR CAMPBELL COUNTY — May 21, 2019

Total Number of Voters : 10,172 of 0 = 0.00%

Precincts Reporting 68 of 68 = 100.00%

Party	Candidate	Absentee		Early		Election		Total	
Precinct C302 (Ballots Cast: 147)									
SECRETARY of STATE, Vote For 1									
	Geoff SEBESTA	0	0.00%	0	0.00%	1	1.03%	1	1.03%
	Jason S. BELCHER	0	0.00%	0	0.00%	7	7.22%	7	7.22%
	Jason GRIFFITH	0	0.00%	0	0.00%	15	15.46%	15	15.46%
	Heather French HENRY	0	0.00%	0	0.00%	74	76.29%	74	76.29%
	Cast Votes:	0	0.00%	0	0.00%	97	95.10%	97	95.10%
	Over Votes:	0	0.00%	0	0.00%	0	0.00%	0	0.00%
	Under Votes:	0	0.00%	0	0.00%	5	4.90%	5	4.90%
AUDITOR of PUBLIC ACCOUNTS, Vote For 1									
	Chris TOBE	0	0.00%	0	0.00%	19	21.35%	19	21.35%
	Kelsey Hayes COOTS	0	0.00%	0	0.00%	37	41.57%	37	41.57%
	Drew CURTIS	0	0.00%	0	0.00%	1	1.12%	1	1.12%
	Sheri DONAHUE	0	0.00%	0	0.00%	32	35.96%	32	35.96%
	Cast Votes:	0	0.00%	0	0.00%	89	87.25%	89	87.25%
	Over Votes:	0	0.00%	0	0.00%	0	0.00%	0	0.00%
	Under Votes:	0	0.00%	0	0.00%	13	12.75%	13	12.75%
STATE TREASURER, Vote For 1									
	Josh MERS	0	0.00%	0	0.00%	35	42.17%	35	42.17%
	Michael BOWMAN	0	0.00%	0	0.00%	48	57.83%	48	57.83%
	Cast Votes:	0	0.00%	0	0.00%	83	81.37%	83	81.37%
	Over Votes:	0	0.00%	0	0.00%	0	0.00%	0	0.00%
	Under Votes:	0	0.00%	0	0.00%	19	18.63%	19	18.63%
COMMISSIONER of AGRICULTURE, Vote For 1									
	Joe TRIGG	0	0.00%	0	0.00%	43	48.86%	43	48.86%
	Robert Haley CONWAY	0	0.00%	0	0.00%	45	51.14%	45	51.14%
	Cast Votes:	0	0.00%	0	0.00%	88	86.27%	88	86.27%
	Over Votes:	0	0.00%	0	0.00%	0	0.00%	0	0.00%
	Under Votes:	0	0.00%	0	0.00%	14	13.73%	14	13.73%



Precinct Report — Unofficial
PRIMARY ELECTION HELD ON — OFFICIAL BALLOT FOR CAMPBELL COUNTY — May 21, 2019

Page 103 of 136

05/21/2019 07:41 PM
 Precincts Reporting 68 of 68 = 100.00%

Total Number of Voters : 10,172 of 0 = 0.00%

Party	Candidate	Absentee	Early	Election	Total
-------	-----------	----------	-------	----------	-------

Precinct C303 (Ballots Cast: 45)

GOVERNOR and LIEUTENANT GOVERNOR, Vote For 1

William E. WOODS Justin B. MILLER	0	0.00%	0	0.00%	2	50.00%	2	50.00%
Matthew G. BEVIN Ralph A. ALVARADO	0	0.00%	0	0.00%	1	25.00%	1	25.00%
Robert GOFORTH Michael T. HOGAN	0	0.00%	0	0.00%	0	0.00%	0	0.00%
Ike LAWRENCE James Anthony ROSE	0	0.00%	0	0.00%	1	25.00%	1	25.00%
Cast Votes:	0	0.00%	0	0.00%	4	100.00%	4	100.00%
Over Votes:	0	0.00%	0	0.00%	0	0.00%	0	0.00%
Under Votes:	0	0.00%	0	0.00%	0	0.00%	0	0.00%

SECRETARY of STATE, Vote For 1

Carl NETT	0	0.00%	0	0.00%	0	0.00%	0	0.00%
Michael G. ADAMS	0	0.00%	0	0.00%	2	50.00%	2	50.00%
Andrew ENGLISH	0	0.00%	0	0.00%	1	25.00%	1	25.00%
Stephen L. KNIPPER	0	0.00%	0	0.00%	1	25.00%	1	25.00%
Cast Votes:	0	0.00%	0	0.00%	4	100.00%	4	100.00%
Over Votes:	0	0.00%	0	0.00%	0	0.00%	0	0.00%
Under Votes:	0	0.00%	0	0.00%	0	0.00%	0	0.00%

ATTORNEY GENERAL, Vote For 1

Wil SCHRODER	0	0.00%	0	0.00%	3	75.00%	3	75.00%
Daniel CAMERON	0	0.00%	0	0.00%	1	25.00%	1	25.00%
Cast Votes:	0	0.00%	0	0.00%	4	100.00%	4	100.00%
Over Votes:	0	0.00%	0	0.00%	0	0.00%	0	0.00%
Under Votes:	0	0.00%	0	0.00%	0	0.00%	0	0.00%

COMMISSIONER of AGRICULTURE, Vote For 1

Ryan F. QUARLES	0	0.00%	0	0.00%	2	50.00%	2	50.00%
Bill POLYNIK	0	0.00%	0	0.00%	2	50.00%	2	50.00%
Cast Votes:	0	0.00%	0	0.00%	4	100.00%	4	100.00%
Over Votes:	0	0.00%	0	0.00%	0	0.00%	0	0.00%
Under Votes:	0	0.00%	0	0.00%	0	0.00%	0	0.00%

GOVERNOR and LIEUTENANT GOVERNOR, Vote For 1


Geoffrey M."Geoff" YOUNG Joshua N. "Josh" FRENCH	0	0.00%	0	0.00%	6	14.63%	6	14.63%
Rocky ADKINS Stephanie HORNE	0	0.00%	0	0.00%	6	14.63%	6	14.63%
Andy BESHEAR Jacqueline COLEMAN	0	0.00%	0	0.00%	23	56.10%	23	56.10%
Adam H. EDELEN Gill HOLLAND	0	0.00%	0	0.00%	6	14.63%	6	14.63%
Cast Votes:	0	0.00%	0	0.00%	41	100.00%	41	100.00%
Over Votes:	0	0.00%	0	0.00%	0	0.00%	0	0.00%
Under Votes:	0	0.00%	0	0.00%	0	0.00%	0	0.00%

Precinct Report — Unofficial
PRIMARY ELECTION HELD ON — OFFICIAL BALLOT FOR CAMPBELL COUNTY — May 21, 2019

Total Number of Voters : 10,172 of 0 = 0.00%


Precincts Reporting 68 of 68 = 100.00%

Party	Candidate	Absentee	Early	Election	Total
Precinct C303 (Ballots Cast: 45)					
SECRETARY of STATE, Vote For 1					
	Geoff SEBESTA	0 0.00%	0 0.00%	2 5.13%	2 5.13%
	Jason S. BELCHER	0 0.00%	0 0.00%	7 17.95%	7 17.95%
	Jason GRIFFITH	0 0.00%	0 0.00%	9 23.08%	9 23.08%
	Heather French HENRY	0 0.00%	0 0.00%	21 53.85%	21 53.85%
	Cast Votes:	0 0.00%	0 0.00%	39 95.12%	39 95.12%
	Over Votes:	0 0.00%	0 0.00%	0 0.00%	0 0.00%
	Under Votes:	0 0.00%	0 0.00%	2 4.88%	2 4.88%
AUDITOR of PUBLIC ACCOUNTS, Vote For 1					
	Chris TOBE	0 0.00%	0 0.00%	7 17.95%	7 17.95%
	Kelsey Hayes COOTS	0 0.00%	0 0.00%	12 30.77%	12 30.77%
	Drew CURTIS	0 0.00%	0 0.00%	2 5.13%	2 5.13%
	Sheri DONAHUE	0 0.00%	0 0.00%	18 46.15%	18 46.15%
	Cast Votes:	0 0.00%	0 0.00%	39 95.12%	39 95.12%
	Over Votes:	0 0.00%	0 0.00%	0 0.00%	0 0.00%
	Under Votes:	0 0.00%	0 0.00%	2 4.88%	2 4.88%
STATE TREASURER, Vote For 1					
	Josh MERS	0 0.00%	0 0.00%	13 35.14%	13 35.14%
	Michael BOWMAN	0 0.00%	0 0.00%	24 64.86%	24 64.86%
	Cast Votes:	0 0.00%	0 0.00%	37 90.24%	37 90.24%
	Over Votes:	0 0.00%	0 0.00%	0 0.00%	0 0.00%
	Under Votes:	0 0.00%	0 0.00%	4 9.76%	4 9.76%
COMMISSIONER of AGRICULTURE, Vote For 1					
	Joe TRIGG	0 0.00%	0 0.00%	19 50.00%	19 50.00%
	Robert Haley CONWAY	0 0.00%	0 0.00%	19 50.00%	19 50.00%
	Cast Votes:	0 0.00%	0 0.00%	38 92.68%	38 92.68%
	Over Votes:	0 0.00%	0 0.00%	0 0.00%	0 0.00%
	Under Votes:	0 0.00%	0 0.00%	3 7.32%	3 7.32%



Precinct Report — Unofficial
PRIMARY ELECTION HELD ON — OFFICIAL BALLOT FOR CAMPBELL COUNTY

Page 105 of 136



Total Number of Voters : 10,172 of 0 = 0.00%

Party	Candidate	Absentee	Early	Election	Total
Precinct C304 (Ballots Cast: 105)					
GOVERNOR and LIEUTENANT GOVERNOR, Vote For 1					
	William E. WOODS Justin B. MILLER	0 0.00%	0 0.00%	4 19.05%	4 19.05%
	Matthew G. BEVIN Ralph A. ALVARADO	0 0.00%	0 0.00%	9 42.86%	9 42.86%
	Robert GOFORTH Michael T. HOGAN	0 0.00%	0 0.00%	5 23.81%	5 23.81%
	Ike LAWRENCE James Anthony ROSE	0 0.00%	0 0.00%	3 14.29%	3 14.29%
	Cast Votes:	0 0.00%	0 0.00%	21 100.00%	21 100.00%
	Over Votes:	0 0.00%	0 0.00%	0 0.00%	0 0.00%
	Under Votes:	0 0.00%	0 0.00%	0 0.00%	0 0.00%
SECRETARY of STATE, Vote For 1					
	Carl NETT	0 0.00%	0 0.00%	3 16.67%	3 16.67%
	Michael G. ADAMS	0 0.00%	0 0.00%	6 33.33%	6 33.33%
	Andrew ENGLISH	0 0.00%	0 0.00%	4 22.22%	4 22.22%
	Stephen L. KNIPPER	0 0.00%	0 0.00%	5 27.78%	5 27.78%
	Cast Votes:	0 0.00%	0 0.00%	18 85.71%	18 85.71%
	Over Votes:	0 0.00%	0 0.00%	0 0.00%	0 0.00%
	Under Votes:	0 0.00%	0 0.00%	3 14.29%	3 14.29%
ATTORNEY GENERAL, Vote For 1					
	Wil SCHRODER	0 0.00%	0 0.00%	10 52.63%	10 52.63%
	Daniel CAMERON	0 0.00%	0 0.00%	9 47.37%	9 47.37%
	Cast Votes:	0 0.00%	0 0.00%	19 90.48%	19 90.48%
	Over Votes:	0 0.00%	0 0.00%	0 0.00%	0 0.00%
	Under Votes:	0 0.00%	0 0.00%	2 9.52%	2 9.52%
COMMISSIONER of AGRICULTURE, Vote For 1					
	Ryan F. QUARLES	0 0.00%	0 0.00%	15 78.95%	15 78.95%
	Bill POLYNIAK	0 0.00%	0 0.00%	4 21.05%	4 21.05%
	Cast Votes:	0 0.00%	0 0.00%	19 90.48%	19 90.48%
	Over Votes:	0 0.00%	0 0.00%	0 0.00%	0 0.00%
	Under Votes:	0 0.00%	0 0.00%	2 9.52%	2 9.52%
GOVERNOR and LIEUTENANT GOVERNOR, Vote For 1					
	Geoffrey M."Geoff" YOUNG Joshua N. "Josh" FRENCH	0 0.00%	0 0.00%	5 6.02%	5 6.02%
	Rocky ADKINS Stephanie HORNE	0 0.00%	0 0.00%	11 13.25%	11 13.25%
	Andy BESHEAR Jacqueline COLEMAN	0 0.00%	0 0.00%	38 45.78%	38 45.78%
	Adam H. EDELEN Gill HOLLAND	0 0.00%	0 0.00%	29 34.94%	29 34.94%
	Cast Votes:	0 0.00%	0 0.00%	83 98.81%	83 98.81%
	Over Votes:	0 0.00%	0 0.00%	0 0.00%	0 0.00%
	Under Votes:	0 0.00%	0 0.00%	1 1.19%	1 1.19%

Precinct Report — Unofficial
PRIMARY ELECTION HELD ON — OFFICIAL BALLOT FOR CAMPBELL COUNTY — May 21, 2019

Page 106 of 136

05/21/2019 07:41 PM

Total Number of Voters : 10,172 of 0 = 0.00%

Precincts Reporting 68 of 68 = 100.00%

Party	Candidate	Absentee		Early		Election		Total	
Precinct C304 (Ballots Cast: 105)									
SECRETARY of STATE, Vote For 1									
	Geoff SEBESTA	0	0.00%	0	0.00%	1	1.30%	1	1.30%
	Jason S. BELCHER	0	0.00%	0	0.00%	6	7.79%	6	7.79%
	Jason GRIFFITH	0	0.00%	0	0.00%	14	18.18%	14	18.18%
	Heather French HENRY	0	0.00%	0	0.00%	56	72.73%	56	72.73%
	Cast Votes:	0	0.00%	0	0.00%	77	91.67%	77	91.67%
	Over Votes:	0	0.00%	0	0.00%	0	0.00%	0	0.00%
	Under Votes:	0	0.00%	0	0.00%	7	8.33%	7	8.33%
AUDITOR of PUBLIC ACCOUNTS, Vote For 1									
	Chris TOBE	0	0.00%	0	0.00%	13	18.31%	13	18.31%
	Kelsey Hayes COOTS	0	0.00%	0	0.00%	20	28.17%	20	28.17%
	Drew CURTIS	0	0.00%	0	0.00%	10	14.08%	10	14.08%
	Sheri DONAHUE	0	0.00%	0	0.00%	28	39.44%	28	39.44%
	Cast Votes:	0	0.00%	0	0.00%	71	84.52%	71	84.52%
	Over Votes:	0	0.00%	0	0.00%	0	0.00%	0	0.00%
	Under Votes:	0	0.00%	0	0.00%	13	15.48%	13	15.48%
STATE TREASURER, Vote For 1									
	Josh MERS	0	0.00%	0	0.00%	36	52.17%	36	52.17%
	Michael BOWMAN	0	0.00%	0	0.00%	33	47.83%	33	47.83%
	Cast Votes:	0	0.00%	0	0.00%	69	82.14%	69	82.14%
	Over Votes:	0	0.00%	0	0.00%	0	0.00%	0	0.00%
	Under Votes:	0	0.00%	0	0.00%	15	17.86%	15	17.86%
COMMISSIONER of AGRICULTURE, Vote For 1									
	Joe TRIGG	0	0.00%	0	0.00%	46	65.71%	46	65.71%
	Robert Haley CONWAY	0	0.00%	0	0.00%	24	34.29%	24	34.29%
	Cast Votes:	0	0.00%	0	0.00%	70	83.33%	70	83.33%
	Over Votes:	0	0.00%	0	0.00%	0	0.00%	0	0.00%
	Under Votes:	0	0.00%	0	0.00%	14	16.67%	14	16.67%

RECEIVED
 MAY 30 2019
 BY: _____

Precinct Report — Unofficial
PRIMARY ELECTION HELD ON — OFFICIAL BALLOT FOR CAMPBELL COUNTY — May 21, 2019

Page 107 of 136

MAY 20 2019

05/21/2019 07:41 PM

Precincts Reporting 68 of 68 = 100.00%

Total Number of Voters : 10,172 of 0 = 0.00%


Party	Candidate	Absentee	Early	Election	Total
Precinct C305 (Ballots Cast: 66)					
GOVERNOR and LIEUTENANT GOVERNOR, Vote For 1					
	William E. WOODS Justin B. MILLER	0 0.00%	0 0.00%	5 33.33%	5 33.33%
	Matthew G. BEVIN Ralph A. ALVARADO	0 0.00%	0 0.00%	3 20.00%	3 20.00%
	Robert GOFORTH Michael T. HOGAN	0 0.00%	0 0.00%	4 26.67%	4 26.67%
	Ike LAWRENCE James Anthony ROSE	0 0.00%	0 0.00%	3 20.00%	3 20.00%
	Cast Votes:	0 0.00%	0 0.00%	15 100.00%	15 100.00%
	Over Votes:	0 0.00%	0 0.00%	0 0.00%	0 0.00%
	Under Votes:	0 0.00%	0 0.00%	0 0.00%	0 0.00%
SECRETARY of STATE, Vote For 1					
	Carl NETT	0 0.00%	0 0.00%	2 13.33%	2 13.33%
	Michael G. ADAMS	0 0.00%	0 0.00%	4 26.67%	4 26.67%
	Andrew ENGLISH	0 0.00%	0 0.00%	6 40.00%	6 40.00%
	Stephen L. KNIPPER	0 0.00%	0 0.00%	3 20.00%	3 20.00%
	Cast Votes:	0 0.00%	0 0.00%	15 100.00%	15 100.00%
	Over Votes:	0 0.00%	0 0.00%	0 0.00%	0 0.00%
	Under Votes:	0 0.00%	0 0.00%	0 0.00%	0 0.00%
ATTORNEY GENERAL, Vote For 1					
	Wil SCHRODER	0 0.00%	0 0.00%	12 80.00%	12 80.00%
	Daniel CAMERON	0 0.00%	0 0.00%	3 20.00%	3 20.00%
	Cast Votes:	0 0.00%	0 0.00%	15 100.00%	15 100.00%
	Over Votes:	0 0.00%	0 0.00%	0 0.00%	0 0.00%
	Under Votes:	0 0.00%	0 0.00%	0 0.00%	0 0.00%
COMMISSIONER of AGRICULTURE, Vote For 1					
	Ryan F. QUARLES	0 0.00%	0 0.00%	8 61.54%	8 61.54%
	Bill POLYNIK	0 0.00%	0 0.00%	5 38.46%	5 38.46%
	Cast Votes:	0 0.00%	0 0.00%	13 86.67%	13 86.67%
	Over Votes:	0 0.00%	0 0.00%	0 0.00%	0 0.00%
	Under Votes:	0 0.00%	0 0.00%	2 13.33%	2 13.33%
GOVERNOR and LIEUTENANT GOVERNOR, Vote For 1					
	Geoffrey M."Geoff" YOUNG Joshua N. "Josh" FRENCH	0 0.00%	0 0.00%	5 9.80%	5 9.80%
	Rocky ADKINS Stephanie HORNE	0 0.00%	0 0.00%	7 13.73%	7 13.73%
	Andy BESHEAR Jacqueline COLEMAN	0 0.00%	0 0.00%	25 49.02%	25 49.02%
	Adam H. EDELEN Gill HOLLAND	0 0.00%	0 0.00%	14 27.45%	14 27.45%
	Cast Votes:	0 0.00%	0 0.00%	51 100.00%	51 100.00%
	Over Votes:	0 0.00%	0 0.00%	0 0.00%	0 0.00%
	Under Votes:	0 0.00%	0 0.00%	0 0.00%	0 0.00%

Precinct Report — Unofficial
PRIMARY ELECTION HELD ON — OFFICIAL BALLOT FOR CAMPBELL COUNTY — May 21, 2019


Total Number of Voters : 10,172 of 0 = 0.00%

Precincts Reporting 68 of 68 = 100.00%

Party	Candidate	Absentee		Early		Election		Total	
Precinct C305 (Ballots Cast: 66)									
SECRETARY of STATE, Vote For 1									
	Geoff SEBESTA	0	0.00%	0	0.00%	4	7.84%	4	7.84%
	Jason S. BELCHER	0	0.00%	0	0.00%	7	13.73%	7	13.73%
	Jason GRIFFITH	0	0.00%	0	0.00%	10	19.61%	10	19.61%
	Heather French HENRY	0	0.00%	0	0.00%	30	58.82%	30	58.82%
	Cast Votes:	0	0.00%	0	0.00%	51	100.00%	51	100.00%
	Over Votes:	0	0.00%	0	0.00%	0	0.00%	0	0.00%
	Under Votes:	0	0.00%	0	0.00%	0	0.00%	0	0.00%
AUDITOR of PUBLIC ACCOUNTS, Vote For 1									
	Chris TOBE	0	0.00%	0	0.00%	7	14.29%	7	14.29%
	Kelsey Hayes COOTS	0	0.00%	0	0.00%	22	44.90%	22	44.90%
	Drew CURTIS	0	0.00%	0	0.00%	2	4.08%	2	4.08%
	Sheri DONAHUE	0	0.00%	0	0.00%	18	36.73%	18	36.73%
	Cast Votes:	0	0.00%	0	0.00%	49	96.08%	49	96.08%
	Over Votes:	0	0.00%	0	0.00%	0	0.00%	0	0.00%
	Under Votes:	0	0.00%	0	0.00%	2	3.92%	2	3.92%
STATE TREASURER, Vote For 1									
	Josh MERS	0	0.00%	0	0.00%	26	53.06%	26	53.06%
	Michael BOWMAN	0	0.00%	0	0.00%	23	46.94%	23	46.94%
	Cast Votes:	0	0.00%	0	0.00%	49	96.08%	49	96.08%
	Over Votes:	0	0.00%	0	0.00%	0	0.00%	0	0.00%
	Under Votes:	0	0.00%	0	0.00%	2	3.92%	2	3.92%
COMMISSIONER of AGRICULTURE, Vote For 1									
	Joe TRIGG	0	0.00%	0	0.00%	22	44.00%	22	44.00%
	Robert Haley CONWAY	0	0.00%	0	0.00%	28	56.00%	28	56.00%
	Cast Votes:	0	0.00%	0	0.00%	50	98.04%	50	98.04%
	Over Votes:	0	0.00%	0	0.00%	0	0.00%	0	0.00%
	Under Votes:	0	0.00%	0	0.00%	1	1.96%	1	1.96%



Precinct Report — Unofficial
PRIMARY ELECTION HELD ON — OFFICIAL BALLOT FOR CAMPBELL COUNTY



Total Number of Voters : 10,172 of 0 = 0.00%


Party	Candidate	Absentee	Early	Election	Total
Precinct C306 (Ballots Cast: 44)					
GOVERNOR and LIEUTENANT GOVERNOR, Vote For 1					
	William E. WOODS Justin B. MILLER	0 0.00%	0 0.00%	1 8.33%	1 8.33%
	Matthew G. BEVIN Ralph A. ALVARADO	0 0.00%	0 0.00%	6 50.00%	6 50.00%
	Robert GOFORTH Michael T. HOGAN	0 0.00%	0 0.00%	5 41.67%	5 41.67%
	Ike LAWRENCE James Anthony ROSE	0 0.00%	0 0.00%	0 0.00%	0 0.00%
	Cast Votes:	0 0.00%	0 0.00%	12 100.00%	12 100.00%
	Over Votes:	0 0.00%	0 0.00%	0 0.00%	0 0.00%
	Under Votes:	0 0.00%	0 0.00%	0 0.00%	0 0.00%
SECRETARY of STATE, Vote For 1					
	Carl NETT	0 0.00%	0 0.00%	0 0.00%	0 0.00%
	Michael G. ADAMS	0 0.00%	0 0.00%	5 41.67%	5 41.67%
	Andrew ENGLISH	0 0.00%	0 0.00%	4 33.33%	4 33.33%
	Stephen L. KNIPPER	0 0.00%	0 0.00%	3 25.00%	3 25.00%
	Cast Votes:	0 0.00%	0 0.00%	12 100.00%	12 100.00%
	Over Votes:	0 0.00%	0 0.00%	0 0.00%	0 0.00%
	Under Votes:	0 0.00%	0 0.00%	0 0.00%	0 0.00%
ATTORNEY GENERAL, Vote For 1					
	Wil SCHRODER	0 0.00%	0 0.00%	11 91.67%	11 91.67%
	Daniel CAMERON	0 0.00%	0 0.00%	1 8.33%	1 8.33%
	Cast Votes:	0 0.00%	0 0.00%	12 100.00%	12 100.00%
	Over Votes:	0 0.00%	0 0.00%	0 0.00%	0 0.00%
	Under Votes:	0 0.00%	0 0.00%	0 0.00%	0 0.00%
COMMISSIONER of AGRICULTURE, Vote For 1					
	Ryan F. QUARLES	0 0.00%	0 0.00%	9 75.00%	9 75.00%
	Bill POLYNIAK	0 0.00%	0 0.00%	3 25.00%	3 25.00%
	Cast Votes:	0 0.00%	0 0.00%	12 100.00%	12 100.00%
	Over Votes:	0 0.00%	0 0.00%	0 0.00%	0 0.00%
	Under Votes:	0 0.00%	0 0.00%	0 0.00%	0 0.00%
GOVERNOR and LIEUTENANT GOVERNOR, Vote For 1					
	Geoffrey M."Geoff" YOUNG Joshua N. "Josh" FRENCH	0 0.00%	0 0.00%	4 12.50%	4 12.50%
	Rocky ADKINS Stephanie HORNE	0 0.00%	0 0.00%	7 21.88%	7 21.88%
	Andy BESHEAR Jacqueline COLEMAN	0 0.00%	0 0.00%	12 37.50%	12 37.50%
	Adam H. EDELEN Gill HOLLAND	0 0.00%	0 0.00%	9 28.13%	9 28.13%
	Cast Votes:	0 0.00%	0 0.00%	32 100.00%	32 100.00%
	Over Votes:	0 0.00%	0 0.00%	0 0.00%	0 0.00%
	Under Votes:	0 0.00%	0 0.00%	0 0.00%	0 0.00%

Precinct Report — Unofficial
PRIMARY ELECTION HELD ON — OFFICIAL BALLOT FOR CAMPBELL COUNTY — May 21, 2019

Total Number of Voters : 10,172 of 0 = 0.00%

Precincts Reporting 68 of 68 = 100.00%

Party	Candidate	Absentee	Early	Election	Total
Precinct C306 (Ballots Cast: 44)					
SECRETARY of STATE, Vote For 1					
	Geoff SEBESTA	0 0.00%	0 0.00%	2 6.25%	2 6.25%
	Jason S. BELCHER	0 0.00%	0 0.00%	5 15.63%	5 15.63%
	Jason GRIFFITH	0 0.00%	0 0.00%	7 21.88%	7 21.88%
	Heather French HENRY	0 0.00%	0 0.00%	18 56.25%	18 56.25%
	Cast Votes:	0 0.00%	0 0.00%	32 100.00%	32 100.00%
	Over Votes:	0 0.00%	0 0.00%	0 0.00%	0 0.00%
	Under Votes:	0 0.00%	0 0.00%	0 0.00%	0 0.00%
AUDITOR of PUBLIC ACCOUNTS, Vote For 1					
	Chris TOBE	0 0.00%	0 0.00%	5 15.63%	5 15.63%
	Kelsey Hayes COOTS	0 0.00%	0 0.00%	11 34.38%	11 34.38%
	Drew CURTIS	0 0.00%	0 0.00%	8 25.00%	8 25.00%
	Sheri DONAHUE	0 0.00%	0 0.00%	8 25.00%	8 25.00%
	Cast Votes:	0 0.00%	0 0.00%	32 100.00%	32 100.00%
	Over Votes:	0 0.00%	0 0.00%	0 0.00%	0 0.00%
	Under Votes:	0 0.00%	0 0.00%	0 0.00%	0 0.00%
STATE TREASURER, Vote For 1					
	Josh MERS	0 0.00%	0 0.00%	17 53.13%	17 53.13%
	Michael BOWMAN	0 0.00%	0 0.00%	15 46.88%	15 46.88%
	Cast Votes:	0 0.00%	0 0.00%	32 100.00%	32 100.00%
	Over Votes:	0 0.00%	0 0.00%	0 0.00%	0 0.00%
	Under Votes:	0 0.00%	0 0.00%	0 0.00%	0 0.00%
COMMISSIONER of AGRICULTURE, Vote For 1					
	Joe TRIGG	0 0.00%	0 0.00%	12 38.71%	12 38.71%
	Robert Haley CONWAY	0 0.00%	0 0.00%	19 61.29%	19 61.29%
	Cast Votes:	0 0.00%	0 0.00%	31 96.88%	31 96.88%
	Over Votes:	0 0.00%	0 0.00%	0 0.00%	0 0.00%
	Under Votes:	0 0.00%	0 0.00%	1 3.13%	1 3.13%



Precinct Report — Unofficial
PRIMARY ELECTION HELD ON — OFFICIAL BALLOT FOR CAMPBELL COUNTY

RECEIVED
 May 21, 2019
 05/21/2019 07:41 PM
 Precincts Reporting 68 of 68 = 100.00%

Total Number of Voters : 10,172 of 0 = 0.00%

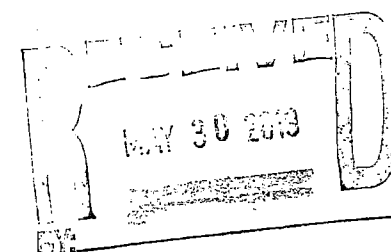
Party	Candidate	Absentee	Early	Election	Total
Precinct C307 (Ballots Cast: 46)					
GOVERNOR and LIEUTENANT GOVERNOR, Vote For 1					
	William E. WOODS Justin B. MILLER	0 0.00%	0 0.00%	2 11.76%	2 11.76%
	Matthew G. BEVIN Ralph A. ALVARADO	0 0.00%	0 0.00%	10 58.82%	10 58.82%
	Robert GOFORTH Michael T. HOGAN	0 0.00%	0 0.00%	3 17.65%	3 17.65%
	Ike LAWRENCE James Anthony ROSE	0 0.00%	0 0.00%	2 11.76%	2 11.76%
	Cast Votes:	0 0.00%	0 0.00%	17 100.00%	17 100.00%
	Over Votes:	0 0.00%	0 0.00%	0 0.00%	0 0.00%
	Under Votes:	0 0.00%	0 0.00%	0 0.00%	0 0.00%
SECRETARY of STATE, Vote For 1					
	Carl NETT	0 0.00%	0 0.00%	2 13.33%	2 13.33%
	Michael G. ADAMS	0 0.00%	0 0.00%	9 60.00%	9 60.00%
	Andrew ENGLISH	0 0.00%	0 0.00%	3 20.00%	3 20.00%
	Stephen L. KNIPPER	0 0.00%	0 0.00%	1 6.67%	1 6.67%
	Cast Votes:	0 0.00%	0 0.00%	15 88.24%	15 88.24%
	Over Votes:	0 0.00%	0 0.00%	0 0.00%	0 0.00%
	Under Votes:	0 0.00%	0 0.00%	2 11.76%	2 11.76%
ATTORNEY GENERAL, Vote For 1					
	Wil SCHRODER	0 0.00%	0 0.00%	13 81.25%	13 81.25%
	Daniel CAMERON	0 0.00%	0 0.00%	3 18.75%	3 18.75%
	Cast Votes:	0 0.00%	0 0.00%	16 94.12%	16 94.12%
	Over Votes:	0 0.00%	0 0.00%	0 0.00%	0 0.00%
	Under Votes:	0 0.00%	0 0.00%	1 5.88%	1 5.88%
COMMISSIONER of AGRICULTURE, Vote For 1					
	Ryan F. QUARLES	0 0.00%	0 0.00%	12 85.71%	12 85.71%
	Bill POLYNIK	0 0.00%	0 0.00%	2 14.29%	2 14.29%
	Cast Votes:	0 0.00%	0 0.00%	14 82.35%	14 82.35%
	Over Votes:	0 0.00%	0 0.00%	0 0.00%	0 0.00%
	Under Votes:	0 0.00%	0 0.00%	3 17.65%	3 17.65%
GOVERNOR and LIEUTENANT GOVERNOR, Vote For 1					
	Geoffrey M."Geoff" YOUNG Joshua N. "Josh" FRENCH	0 0.00%	0 0.00%	6 20.69%	6 20.69%
	Rocky ADKINS Stephanie HORNE	0 0.00%	0 0.00%	6 20.69%	6 20.69%
	Andy BESHEAR Jacqueline COLEMAN	0 0.00%	0 0.00%	8 27.59%	8 27.59%
	Adam H. EDELEN Gill HOLLAND	0 0.00%	0 0.00%	9 31.03%	9 31.03%
	Cast Votes:	0 0.00%	0 0.00%	29 100.00%	29 100.00%
	Over Votes:	0 0.00%	0 0.00%	0 0.00%	0 0.00%
	Under Votes:	0 0.00%	0 0.00%	0 0.00%	0 0.00%

Precinct Report — Unofficial
PRIMARY ELECTION HELD ON — OFFICIAL BALLOT FOR CAMPBELL COUNTY — May 21, 2019

Total Number of Voters : 10,172 of 0 = 0.00%

Precincts Reporting 68 of 68 = 100.00%

Party	Candidate	Absentee		Early		Election		Total	
Precinct C307 (Ballots Cast: 46)									
SECRETARY of STATE, Vote For 1									
	Geoff SEBESTA	0	0.00%	0	0.00%	4	13.79%	4	13.79%
	Jason S. BELCHER	0	0.00%	0	0.00%	4	13.79%	4	13.79%
	Jason GRIFFITH	0	0.00%	0	0.00%	6	20.69%	6	20.69%
	Heather French HENRY	0	0.00%	0	0.00%	15	51.72%	15	51.72%
	Cast Votes:	0	0.00%	0	0.00%	29	100.00%	29	100.00%
	Over Votes:	0	0.00%	0	0.00%	0	0.00%	0	0.00%
	Under Votes:	0	0.00%	0	0.00%	0	0.00%	0	0.00%
AUDITOR of PUBLIC ACCOUNTS, Vote For 1									
	Chris TOBE	0	0.00%	0	0.00%	2	7.41%	2	7.41%
	Kelsey Hayes COOTS	0	0.00%	0	0.00%	10	37.04%	10	37.04%
	Drew CURTIS	0	0.00%	0	0.00%	3	11.11%	3	11.11%
	Sheri DONAHUE	0	0.00%	0	0.00%	12	44.44%	12	44.44%
	Cast Votes:	0	0.00%	0	0.00%	27	93.10%	27	93.10%
	Over Votes:	0	0.00%	0	0.00%	0	0.00%	0	0.00%
	Under Votes:	0	0.00%	0	0.00%	2	6.90%	2	6.90%
STATE TREASURER, Vote For 1									
	Josh MERS	0	0.00%	0	0.00%	9	33.33%	9	33.33%
	Michael BOWMAN	0	0.00%	0	0.00%	18	66.67%	18	66.67%
	Cast Votes:	0	0.00%	0	0.00%	27	93.10%	27	93.10%
	Over Votes:	0	0.00%	0	0.00%	0	0.00%	0	0.00%
	Under Votes:	0	0.00%	0	0.00%	2	6.90%	2	6.90%
COMMISSIONER of AGRICULTURE, Vote For 1									
	Joe TRIGG	0	0.00%	0	0.00%	13	48.15%	13	48.15%
	Robert Haley CONWAY	0	0.00%	0	0.00%	14	51.85%	14	51.85%
	Cast Votes:	0	0.00%	0	0.00%	27	93.10%	27	93.10%
	Over Votes:	0	0.00%	0	0.00%	0	0.00%	0	0.00%
	Under Votes:	0	0.00%	0	0.00%	2	6.90%	2	6.90%



Precinct Report — Unofficial
PRIMARY ELECTION HELD ON — OFFICIAL BALLOT FOR CAMPBELL COUNTY — May 21, 2019

05/21/2019 07:41 PM
 Precincts Reporting 68 of 68 = 100.00%

Total Number of Voters : 10,172 of 0 = 0.00%

Party	Candidate	Absentee		Early		Election		Total	
Precinct C308 (Ballots Cast: 96)									
GOVERNOR and LIEUTENANT GOVERNOR, Vote For 1									
	William E. WOODS Justin B. MILLER	0	0.00%	0	0.00%	4	17.39%	4	17.39%
	Matthew G. BEVIN Ralph A. ALVARADO	0	0.00%	0	0.00%	16	69.57%	16	69.57%
	Robert GOFORTH Michael T. HOGAN	0	0.00%	0	0.00%	3	13.04%	3	13.04%
	Ike LAWRENCE James Anthony ROSE	0	0.00%	0	0.00%	0	0.00%	0	0.00%
	Cast Votes:	0	0.00%	0	0.00%	23	100.00%	23	100.00%
	Over Votes:	0	0.00%	0	0.00%	0	0.00%	0	0.00%
	Under Votes:	0	0.00%	0	0.00%	0	0.00%	0	0.00%
SECRETARY of STATE, Vote For 1									
	Carl NETT	0	0.00%	0	0.00%	3	14.29%	3	14.29%
	Michael G. ADAMS	0	0.00%	0	0.00%	9	42.86%	9	42.86%
	Andrew ENGLISH	0	0.00%	0	0.00%	5	23.81%	5	23.81%
	Stephen L. KNIPPER	0	0.00%	0	0.00%	4	19.05%	4	19.05%
	Cast Votes:	0	0.00%	0	0.00%	21	91.30%	21	91.30%
	Over Votes:	0	0.00%	0	0.00%	0	0.00%	0	0.00%
	Under Votes:	0	0.00%	0	0.00%	2	8.70%	2	8.70%
ATTORNEY GENERAL, Vote For 1									
	Wil SCHRODER	0	0.00%	0	0.00%	16	72.73%	16	72.73%
	Daniel CAMERON	0	0.00%	0	0.00%	6	27.27%	6	27.27%
	Cast Votes:	0	0.00%	0	0.00%	22	95.65%	22	95.65%
	Over Votes:	0	0.00%	0	0.00%	0	0.00%	0	0.00%
	Under Votes:	0	0.00%	0	0.00%	1	4.35%	1	4.35%
COMMISSIONER of AGRICULTURE, Vote For 1									
	Ryan F. QUARLES	0	0.00%	0	0.00%	17	85.00%	17	85.00%
	Bill POLYNIK	0	0.00%	0	0.00%	3	15.00%	3	15.00%
	Cast Votes:	0	0.00%	0	0.00%	20	86.96%	20	86.96%
	Over Votes:	0	0.00%	0	0.00%	0	0.00%	0	0.00%
	Under Votes:	0	0.00%	0	0.00%	3	13.04%	3	13.04%
GOVERNOR and LIEUTENANT GOVERNOR, Vote For 1									
	Geoffrey M."Geoff" YOUNG Joshua N. "Josh" FRENCH	0	0.00%	0	0.00%	3	4.11%	3	4.11%
	Rocky ADKINS Stephanie HORNE	0	0.00%	0	0.00%	16	21.92%	16	21.92%
	Andy BESHEAR Jacqueline COLEMAN	0	0.00%	0	0.00%	37	50.68%	37	50.68%
	Adam H. EDELEN Gill HOLLAND	0	0.00%	0	0.00%	17	23.29%	17	23.29%
	Cast Votes:	0	0.00%	0	0.00%	73	100.00%	73	100.00%
	Over Votes:	0	0.00%	0	0.00%	0	0.00%	0	0.00%
	Under Votes:	0	0.00%	0	0.00%	0	0.00%	0	0.00%

Precinct Report — Unofficial

PRIMARY ELECTION HELD ON — OFFICIAL BALLOT FOR CAMPBELL COUNTY — May 21, 2019

Page 114 of 136

05/21/2019 07:41 PM

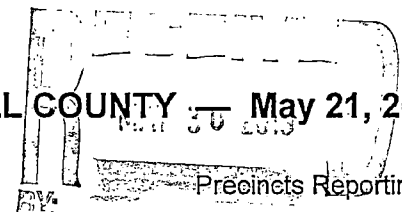
Total Number of Voters : 10,172 of 0 = 0.00%

Precincts Reporting 68 of 68 = 100.00%

Party	Candidate	Absentee		Early		Election		Total	
Precinct C308 (Ballots Cast: 96)									
SECRETARY of STATE, Vote For 1									
	Geoff SEBESTA	0	0.00%	0	0.00%	4	5.63%	4	5.63%
	Jason S. BELCHER	0	0.00%	0	0.00%	11	15.49%	11	15.49%
	Jason GRIFFITH	0	0.00%	0	0.00%	10	14.08%	10	14.08%
	Heather French HENRY	0	0.00%	0	0.00%	46	64.79%	46	64.79%
	Cast Votes:	0	0.00%	0	0.00%	71	97.26%	71	97.26%
	Over Votes:	0	0.00%	0	0.00%	0	0.00%	0	0.00%
	Under Votes:	0	0.00%	0	0.00%	2	2.74%	2	2.74%
AUDITOR of PUBLIC ACCOUNTS, Vote For 1									
	Chris TOBE	0	0.00%	0	0.00%	14	19.72%	14	19.72%
	Kelsey Hayes COOTS	0	0.00%	0	0.00%	24	33.80%	24	33.80%
	Drew CURTIS	0	0.00%	0	0.00%	4	5.63%	4	5.63%
	Sheri DONAHUE	0	0.00%	0	0.00%	29	40.85%	29	40.85%
	Cast Votes:	0	0.00%	0	0.00%	71	97.26%	71	97.26%
	Over Votes:	0	0.00%	0	0.00%	0	0.00%	0	0.00%
	Under Votes:	0	0.00%	0	0.00%	2	2.74%	2	2.74%
STATE TREASURER, Vote For 1									
	Josh MERS	0	0.00%	0	0.00%	31	47.69%	31	47.69%
	Michael BOWMAN	0	0.00%	0	0.00%	34	52.31%	34	52.31%
	Cast Votes:	0	0.00%	0	0.00%	65	89.04%	65	89.04%
	Over Votes:	0	0.00%	0	0.00%	1	1.37%	1	1.37%
	Under Votes:	0	0.00%	0	0.00%	7	9.59%	7	9.59%
COMMISSIONER of AGRICULTURE, Vote For 1									
	Joe TRIGG	0	0.00%	0	0.00%	39	56.52%	39	56.52%
	Robert Haley CONWAY	0	0.00%	0	0.00%	30	43.48%	30	43.48%
	Cast Votes:	0	0.00%	0	0.00%	69	94.52%	69	94.52%
	Over Votes:	0	0.00%	0	0.00%	0	0.00%	0	0.00%
	Under Votes:	0	0.00%	0	0.00%	4	5.48%	4	5.48%

RECEIVED
 MAY 30 2019
 BY: _____

Precinct Report — Unofficial
PRIMARY ELECTION HELD ON — OFFICIAL BALLOT FOR CAMPBELL COUNTY May 21, 2019
 Page 115 of 136



05/21/2019 07:41 PM

Precincts Reporting 68 of 68 = 100.00%

Total Number of Voters : 10,172 of 0 = 0.00%

Party	Candidate	Absentee	Early	Election	Total
Precinct C309 (Ballots Cast: 94)					
GOVERNOR and LIEUTENANT GOVERNOR, Vote For 1					
	William E. WOODS Justin B. MILLER	0 0.00%	0 0.00%	6 17.65%	6 17.65%
	Matthew G. BEVIN Ralph A. ALVARADO	0 0.00%	0 0.00%	18 52.94%	18 52.94%
	Robert GOFORTH Michael T. HOGAN	0 0.00%	0 0.00%	7 20.59%	7 20.59%
	Ike LAWRENCE James Anthony ROSE	0 0.00%	0 0.00%	3 8.82%	3 8.82%
	Cast Votes:	0 0.00%	0 0.00%	34 100.00%	34 100.00%
	Over Votes:	0 0.00%	0 0.00%	0 0.00%	0 0.00%
	Under Votes:	0 0.00%	0 0.00%	0 0.00%	0 0.00%
SECRETARY of STATE, Vote For 1					
	Carl NETT	0 0.00%	0 0.00%	0 0.00%	0 0.00%
	Michael G. ADAMS	0 0.00%	0 0.00%	7 26.92%	7 26.92%
	Andrew ENGLISH	0 0.00%	0 0.00%	6 23.08%	6 23.08%
	Stephen L. KNIPPER	0 0.00%	0 0.00%	13 50.00%	13 50.00%
	Cast Votes:	0 0.00%	0 0.00%	26 76.47%	26 76.47%
	Over Votes:	0 0.00%	0 0.00%	0 0.00%	0 0.00%
	Under Votes:	0 0.00%	0 0.00%	8 23.53%	8 23.53%
ATTORNEY GENERAL, Vote For 1					
	Wil SCHRODER	0 0.00%	0 0.00%	20 62.50%	20 62.50%
	Daniel CAMERON	0 0.00%	0 0.00%	12 37.50%	12 37.50%
	Cast Votes:	0 0.00%	0 0.00%	32 94.12%	32 94.12%
	Over Votes:	0 0.00%	0 0.00%	0 0.00%	0 0.00%
	Under Votes:	0 0.00%	0 0.00%	2 5.88%	2 5.88%
COMMISSIONER of AGRICULTURE, Vote For 1					
	Ryan F. QUARLES	0 0.00%	0 0.00%	19 73.08%	19 73.08%
	Bill POLYNIK	0 0.00%	0 0.00%	7 26.92%	7 26.92%
	Cast Votes:	0 0.00%	0 0.00%	26 76.47%	26 76.47%
	Over Votes:	0 0.00%	0 0.00%	0 0.00%	0 0.00%
	Under Votes:	0 0.00%	0 0.00%	8 23.53%	8 23.53%
GOVERNOR and LIEUTENANT GOVERNOR, Vote For 1					
	Geoffrey M."Geoff" YOUNG Joshua N. "Josh" FRENCH	0 0.00%	0 0.00%	2 3.33%	2 3.33%
	Rocky ADKINS Stephanie HORNE	0 0.00%	0 0.00%	14 23.33%	14 23.33%
	Andy BESHEAR Jacqueline COLEMAN	0 0.00%	0 0.00%	31 51.67%	31 51.67%
	Adam H. EDELEN Gill HOLLAND	0 0.00%	0 0.00%	13 21.67%	13 21.67%
	Cast Votes:	0 0.00%	0 0.00%	60 100.00%	60 100.00%
	Over Votes:	0 0.00%	0 0.00%	0 0.00%	0 0.00%
	Under Votes:	0 0.00%	0 0.00%	0 0.00%	0 0.00%

Precinct Report — Unofficial
PRIMARY ELECTION HELD ON — OFFICIAL BALLOT FOR CAMPBELL COUNTY — May 21, 2019

Page 116 of 136

05/21/2019 07:41 PM

Total Number of Voters : 10,172 of 0 = 0.00%

Precincts Reporting 68 of 68 = 100.00%

Party	Candidate	Absentee	Early	Election	Total
Precinct C309 (Ballots Cast: 94)					
SECRETARY of STATE, Vote For 1					
	Geoff SEBESTA	0 0.00%	0 0.00%	1 1.75%	1 1.75%
	Jason S. BELCHER	0 0.00%	0 0.00%	6 10.53%	6 10.53%
	Jason GRIFFITH	0 0.00%	0 0.00%	6 10.53%	6 10.53%
	Heather French HENRY	0 0.00%	0 0.00%	44 77.19%	44 77.19%
	Cast Votes:	0 0.00%	0 0.00%	57 95.00%	57 95.00%
	Over Votes:	0 0.00%	0 0.00%	0 0.00%	0 0.00%
	Under Votes:	0 0.00%	0 0.00%	3 5.00%	3 5.00%
AUDITOR of PUBLIC ACCOUNTS, Vote For 1					
	Chris TOBE	0 0.00%	0 0.00%	9 16.98%	9 16.98%
	Kelsey Hayes COOTS	0 0.00%	0 0.00%	20 37.74%	20 37.74%
	Drew CURTIS	0 0.00%	0 0.00%	8 15.09%	8 15.09%
	Sheri DONAHUE	0 0.00%	0 0.00%	16 30.19%	16 30.19%
	Cast Votes:	0 0.00%	0 0.00%	53 88.33%	53 88.33%
	Over Votes:	0 0.00%	0 0.00%	0 0.00%	0 0.00%
	Under Votes:	0 0.00%	0 0.00%	7 11.67%	7 11.67%
STATE TREASURER, Vote For 1					
	Josh MERS	0 0.00%	0 0.00%	21 39.62%	21 39.62%
	Michael BOWMAN	0 0.00%	0 0.00%	32 60.38%	32 60.38%
	Cast Votes:	0 0.00%	0 0.00%	53 88.33%	53 88.33%
	Over Votes:	0 0.00%	0 0.00%	0 0.00%	0 0.00%
	Under Votes:	0 0.00%	0 0.00%	7 11.67%	7 11.67%
COMMISSIONER of AGRICULTURE, Vote For 1					
	Joe TRIGG	0 0.00%	0 0.00%	23 45.10%	23 45.10%
	Robert Haley CONWAY	0 0.00%	0 0.00%	28 54.90%	28 54.90%
	Cast Votes:	0 0.00%	0 0.00%	51 85.00%	51 85.00%
	Over Votes:	0 0.00%	0 0.00%	0 0.00%	0 0.00%
	Under Votes:	0 0.00%	0 0.00%	9 15.00%	9 15.00%

RECEIVED
MAY 30 2019
BY: _____

Precinct Report — Unofficial
PRIMARY ELECTION HELD ON — OFFICIAL BALLOT FOR CAMPBELL COUNTY — May 21, 2019

MAY 30 2019
 BY: _____
 05/21/2019 07:41 PM

Total Number of Voters : 10,172 of 0 = 0.00%

Precincts Reporting 68 of 68 = 100.00%

Party	Candidate	Absentee	Early	Election	Total
Precinct C310 (Ballots Cast: 108)					
GOVERNOR and LIEUTENANT GOVERNOR, Vote For 1					
	William E. WOODS Justin B. MILLER	0 0.00%	0 0.00%	2 6.25%	2 6.25%
	Matthew G. BEVIN Ralph A. ALVARADO	0 0.00%	0 0.00%	13 40.63%	13 40.63%
	Robert GOFORTH Michael T. HOGAN	0 0.00%	0 0.00%	14 43.75%	14 43.75%
	Ike LAWRENCE James Anthony ROSE	0 0.00%	0 0.00%	3 9.38%	3 9.38%
	Cast Votes:	0 0.00%	0 0.00%	32 100.00%	32 100.00%
	Over Votes:	0 0.00%	0 0.00%	0 0.00%	0 0.00%
	Under Votes:	0 0.00%	0 0.00%	0 0.00%	0 0.00%
SECRETARY of STATE, Vote For 1					
	Carl NETT	0 0.00%	0 0.00%	5 15.63%	5 15.63%
	Michael G. ADAMS	0 0.00%	0 0.00%	5 15.63%	5 15.63%
	Andrew ENGLISH	0 0.00%	0 0.00%	12 37.50%	12 37.50%
	Stephen L. KNIPPER	0 0.00%	0 0.00%	10 31.25%	10 31.25%
	Cast Votes:	0 0.00%	0 0.00%	32 100.00%	32 100.00%
	Over Votes:	0 0.00%	0 0.00%	0 0.00%	0 0.00%
	Under Votes:	0 0.00%	0 0.00%	0 0.00%	0 0.00%
ATTORNEY GENERAL, Vote For 1					
	Wil SCHRODER	0 0.00%	0 0.00%	21 65.63%	21 65.63%
	Daniel CAMERON	0 0.00%	0 0.00%	11 34.38%	11 34.38%
	Cast Votes:	0 0.00%	0 0.00%	32 100.00%	32 100.00%
	Over Votes:	0 0.00%	0 0.00%	0 0.00%	0 0.00%
	Under Votes:	0 0.00%	0 0.00%	0 0.00%	0 0.00%
COMMISSIONER of AGRICULTURE, Vote For 1					
	Ryan F. QUARLES	0 0.00%	0 0.00%	22 68.75%	22 68.75%
	Bill POLYNIK	0 0.00%	0 0.00%	10 31.25%	10 31.25%
	Cast Votes:	0 0.00%	0 0.00%	32 100.00%	32 100.00%
	Over Votes:	0 0.00%	0 0.00%	0 0.00%	0 0.00%
	Under Votes:	0 0.00%	0 0.00%	0 0.00%	0 0.00%
GOVERNOR and LIEUTENANT GOVERNOR, Vote For 1					
	Geoffrey M."Geoff" YOUNG Joshua N. "Josh" FRENCH	0 0.00%	0 0.00%	6 7.89%	6 7.89%
	Rocky ADKINS Stephanie HORNE	0 0.00%	0 0.00%	12 15.79%	12 15.79%
	Andy BESHEAR Jacqueline COLEMAN	0 0.00%	0 0.00%	42 55.26%	42 55.26%
	Adam H. EDELEN Gill HOLLAND	0 0.00%	0 0.00%	16 21.05%	16 21.05%
	Cast Votes:	0 0.00%	0 0.00%	76 100.00%	76 100.00%
	Over Votes:	0 0.00%	0 0.00%	0 0.00%	0 0.00%
	Under Votes:	0 0.00%	0 0.00%	0 0.00%	0 0.00%

Precinct Report — Unofficial
PRIMARY ELECTION HELD ON — OFFICIAL BALLOT FOR CAMPBELL COUNTY — May 21, 2019


Page 118 of 136

05/21/2019 07:41 PM

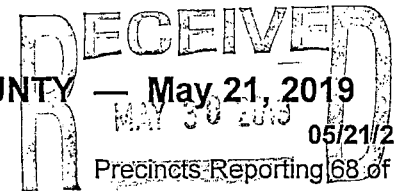
Total Number of Voters : 10,172 of 0 = 0.00%

Precincts Reporting 68 of 68 = 100.00%

Party	Candidate	Absentee		Early		Election		Total	
Precinct C310 (Ballots Cast: 108)									
SECRETARY of STATE, Vote For 1									
	Geoff SEBESTA	0	0.00%	0	0.00%	7	9.72%	7	9.72%
	Jason S. BELCHER	0	0.00%	0	0.00%	10	13.89%	10	13.89%
	Jason GRIFFITH	0	0.00%	0	0.00%	13	18.06%	13	18.06%
	Heather French HENRY	0	0.00%	0	0.00%	42	58.33%	42	58.33%
	Cast Votes:	0	0.00%	0	0.00%	72	94.74%	72	94.74%
	Over Votes:	0	0.00%	0	0.00%	0	0.00%	0	0.00%
	Under Votes:	0	0.00%	0	0.00%	4	5.26%	4	5.26%
AUDITOR of PUBLIC ACCOUNTS, Vote For 1									
	Chris TOBE	0	0.00%	0	0.00%	12	17.65%	12	17.65%
	Kelsey Hayes COOTS	0	0.00%	0	0.00%	18	26.47%	18	26.47%
	Drew CURTIS	0	0.00%	0	0.00%	12	17.65%	12	17.65%
	Sheri DONAHUE	0	0.00%	0	0.00%	26	38.24%	26	38.24%
	Cast Votes:	0	0.00%	0	0.00%	68	89.47%	68	89.47%
	Over Votes:	0	0.00%	0	0.00%	0	0.00%	0	0.00%
	Under Votes:	0	0.00%	0	0.00%	8	10.53%	8	10.53%
STATE TREASURER, Vote For 1									
	Josh MERS	0	0.00%	0	0.00%	27	41.54%	27	41.54%
	Michael BOWMAN	0	0.00%	0	0.00%	38	58.46%	38	58.46%
	Cast Votes:	0	0.00%	0	0.00%	65	85.53%	65	85.53%
	Over Votes:	0	0.00%	0	0.00%	0	0.00%	0	0.00%
	Under Votes:	0	0.00%	0	0.00%	11	14.47%	11	14.47%
COMMISSIONER of AGRICULTURE, Vote For 1									
	Joe TRIGG	0	0.00%	0	0.00%	33	49.25%	33	49.25%
	Robert Haley CONWAY	0	0.00%	0	0.00%	34	50.75%	34	50.75%
	Cast Votes:	0	0.00%	0	0.00%	67	88.16%	67	88.16%
	Over Votes:	0	0.00%	0	0.00%	0	0.00%	0	0.00%
	Under Votes:	0	0.00%	0	0.00%	9	11.84%	9	11.84%



Precinct Report — Unofficial
PRIMARY ELECTION HELD ON — OFFICIAL BALLOT FOR CAMPBELL COUNTY — May 21, 2019



Total Number of Voters : 10,172 of 0 = 0.00%

Precincts Reporting 68 of 68 = 100.00%

Party	Candidate	Absentee		Early		Election		Total	
Precinct C311 (Ballots Cast: 101)									
GOVERNOR and LIEUTENANT GOVERNOR, Vote For 1									
	William E. WOODS Justin B. MILLER	0	0.00%	0	0.00%	2	5.26%	2	5.26%
	Matthew G. BEVIN Ralph A. ALVARADO	0	0.00%	0	0.00%	21	55.26%	21	55.26%
	Robert GOFORTH Michael T. HOGAN	0	0.00%	0	0.00%	15	39.47%	15	39.47%
	Ike LAWRENCE James Anthony ROSE	0	0.00%	0	0.00%	0	0.00%	0	0.00%
	Cast Votes:	0	0.00%	0	0.00%	38	95.00%	38	95.00%
	Over Votes:	0	0.00%	0	0.00%	0	0.00%	0	0.00%
	Under Votes:	0	0.00%	0	0.00%	2	5.00%	2	5.00%
SECRETARY of STATE, Vote For 1									
	Carl NETT	0	0.00%	0	0.00%	5	14.29%	5	14.29%
	Michael G. ADAMS	0	0.00%	0	0.00%	9	25.71%	9	25.71%
	Andrew ENGLISH	0	0.00%	0	0.00%	9	25.71%	9	25.71%
	Stephen L. KNIPPER	0	0.00%	0	0.00%	12	34.29%	12	34.29%
	Cast Votes:	0	0.00%	0	0.00%	35	87.50%	35	87.50%
	Over Votes:	0	0.00%	0	0.00%	0	0.00%	0	0.00%
	Under Votes:	0	0.00%	0	0.00%	5	12.50%	5	12.50%
ATTORNEY GENERAL, Vote For 1									
	Wil SCHRODER	0	0.00%	0	0.00%	31	77.50%	31	77.50%
	Daniel CAMERON	0	0.00%	0	0.00%	9	22.50%	9	22.50%
	Cast Votes:	0	0.00%	0	0.00%	40	100.00%	40	100.00%
	Over Votes:	0	0.00%	0	0.00%	0	0.00%	0	0.00%
	Under Votes:	0	0.00%	0	0.00%	0	0.00%	0	0.00%
COMMISSIONER of AGRICULTURE, Vote For 1									
	Ryan F. QUARLES	0	0.00%	0	0.00%	27	75.00%	27	75.00%
	Bill POLYNYIAK	0	0.00%	0	0.00%	9	25.00%	9	25.00%
	Cast Votes:	0	0.00%	0	0.00%	36	90.00%	36	90.00%
	Over Votes:	0	0.00%	0	0.00%	0	0.00%	0	0.00%
	Under Votes:	0	0.00%	0	0.00%	4	10.00%	4	10.00%
GOVERNOR and LIEUTENANT GOVERNOR, Vote For 1									
	Geoffrey M."Geoff" YOUNG Joshua N. "Josh" FRENCH	0	0.00%	0	0.00%	3	4.92%	3	4.92%
	Rocky ADKINS Stephanie HORNE	0	0.00%	0	0.00%	12	19.67%	12	19.67%
	Andy BESHEAR Jacqueline COLEMAN	0	0.00%	0	0.00%	28	45.90%	28	45.90%
	Adam H. EDELEN Gill HOLLAND	0	0.00%	0	0.00%	18	29.51%	18	29.51%
	Cast Votes:	0	0.00%	0	0.00%	61	100.00%	61	100.00%
	Over Votes:	0	0.00%	0	0.00%	0	0.00%	0	0.00%
	Under Votes:	0	0.00%	0	0.00%	0	0.00%	0	0.00%

Precinct Report — Unofficial
PRIMARY ELECTION HELD ON — OFFICIAL BALLOT FOR CAMPBELL COUNTY — May 21, 2019


Page 120 of 136

05/21/2019 07:41 PM

Total Number of Voters : 10,172 of 0 = 0.00%

Precincts Reporting 68 of 68 = 100.00%

Party	Candidate	Absentee		Early		Election		Total	
Precinct C311 (Ballots Cast: 101)									
SECRETARY of STATE, Vote For 1									
	Geoff SEBESTA	0	0.00%	0	0.00%	2	3.39%	2	3.39%
	Jason S. BELCHER	0	0.00%	0	0.00%	4	6.78%	4	6.78%
	Jason GRIFFITH	0	0.00%	0	0.00%	12	20.34%	12	20.34%
	Heather French HENRY	0	0.00%	0	0.00%	41	69.49%	41	69.49%
	Cast Votes:	0	0.00%	0	0.00%	59	96.72%	59	96.72%
	Over Votes:	0	0.00%	0	0.00%	0	0.00%	0	0.00%
	Under Votes:	0	0.00%	0	0.00%	2	3.28%	2	3.28%
AUDITOR of PUBLIC ACCOUNTS, Vote For 1									
	Chris TOBE	0	0.00%	0	0.00%	18	32.14%	18	32.14%
	Kelsey Hayes COOTS	0	0.00%	0	0.00%	17	30.36%	17	30.36%
	Drew CURTIS	0	0.00%	0	0.00%	5	8.93%	5	8.93%
	Sheri DONAHUE	0	0.00%	0	0.00%	16	28.57%	16	28.57%
	Cast Votes:	0	0.00%	0	0.00%	56	91.80%	56	91.80%
	Over Votes:	0	0.00%	0	0.00%	0	0.00%	0	0.00%
	Under Votes:	0	0.00%	0	0.00%	5	8.20%	5	8.20%
STATE TREASURER, Vote For 1									
	Josh MERS	0	0.00%	0	0.00%	24	42.11%	24	42.11%
	Michael BOWMAN	0	0.00%	0	0.00%	33	57.89%	33	57.89%
	Cast Votes:	0	0.00%	0	0.00%	57	93.44%	57	93.44%
	Over Votes:	0	0.00%	0	0.00%	0	0.00%	0	0.00%
	Under Votes:	0	0.00%	0	0.00%	4	6.56%	4	6.56%
COMMISSIONER of AGRICULTURE, Vote For 1									
	Joe TRIGG	0	0.00%	0	0.00%	27	48.21%	27	48.21%
	Robert Haley CONWAY	0	0.00%	0	0.00%	29	51.79%	29	51.79%
	Cast Votes:	0	0.00%	0	0.00%	56	91.80%	56	91.80%
	Over Votes:	0	0.00%	0	0.00%	0	0.00%	0	0.00%
	Under Votes:	0	0.00%	0	0.00%	5	8.20%	5	8.20%



Precinct Report — Unofficial
PRIMARY ELECTION HELD ON — OFFICIAL BALLOT FOR CAMPBELL COUNTY **RECEIVED**
May 21, 2019

Page 121 of 136

05/21/2019 07:41 PM

Precincts Reporting 68 of 68 = 100.00%

Total Number of Voters : 10,172 of 0 = 0.00%

Party	Candidate	Absentee	Early	Election	Total
Precinct B907 (Ballots Cast: 126)					
GOVERNOR and LIEUTENANT GOVERNOR, Vote For 1					
	William E. WOODS Justin B. MILLER	0 0.00%	0 0.00%	5 6.10%	5 6.10%
	Matthew G. BEVIN Ralph A. ALVARADO	0 0.00%	0 0.00%	38 46.34%	38 46.34%
	Robert GOFORTH Michael T. HOGAN	0 0.00%	0 0.00%	37 45.12%	37 45.12%
	Ike LAWRENCE James Anthony ROSE	0 0.00%	0 0.00%	2 2.44%	2 2.44%
	Cast Votes:	0 0.00%	0 0.00%	82 100.00%	82 100.00%
	Over Votes:	0 0.00%	0 0.00%	0 0.00%	0 0.00%
	Under Votes:	0 0.00%	0 0.00%	0 0.00%	0 0.00%
SECRETARY of STATE, Vote For 1					
	Carl NETT	0 0.00%	0 0.00%	17 22.67%	17 22.67%
	Michael G. ADAMS	0 0.00%	0 0.00%	11 14.67%	11 14.67%
	Andrew ENGLISH	0 0.00%	0 0.00%	25 33.33%	25 33.33%
	Stephen L. KNIPPER	0 0.00%	0 0.00%	22 29.33%	22 29.33%
	Cast Votes:	0 0.00%	0 0.00%	75 91.46%	75 91.46%
	Over Votes:	0 0.00%	0 0.00%	0 0.00%	0 0.00%
	Under Votes:	0 0.00%	0 0.00%	7 8.54%	7 8.54%
ATTORNEY GENERAL, Vote For 1					
	Wil SCHRODER	0 0.00%	0 0.00%	61 74.39%	61 74.39%
	Daniel CAMERON	0 0.00%	0 0.00%	21 25.61%	21 25.61%
	Cast Votes:	0 0.00%	0 0.00%	82 100.00%	82 100.00%
	Over Votes:	0 0.00%	0 0.00%	0 0.00%	0 0.00%
	Under Votes:	0 0.00%	0 0.00%	0 0.00%	0 0.00%
COMMISSIONER of AGRICULTURE, Vote For 1					
	Ryan F. QUARLES	0 0.00%	0 0.00%	60 82.19%	60 82.19%
	Bill POLYNIAK	0 0.00%	0 0.00%	13 17.81%	13 17.81%
	Cast Votes:	0 0.00%	0 0.00%	73 89.02%	73 89.02%
	Over Votes:	0 0.00%	0 0.00%	0 0.00%	0 0.00%
	Under Votes:	0 0.00%	0 0.00%	9 10.98%	9 10.98%
GOVERNOR and LIEUTENANT GOVERNOR, Vote For 1					
	Geoffrey M."Geoff" YOUNG Joshua N. "Josh" FRENCH	0 0.00%	0 0.00%	5 11.36%	5 11.36%
	Rocky ADKINS Stephanie HORNE	0 0.00%	0 0.00%	16 36.36%	16 36.36%
	Andy BESHEAR Jacqueline COLEMAN	0 0.00%	0 0.00%	16 36.36%	16 36.36%
	Adam H. EDELEN Gill HOLLAND	0 0.00%	0 0.00%	7 15.91%	7 15.91%
	Cast Votes:	0 0.00%	0 0.00%	44 100.00%	44 100.00%
	Over Votes:	0 0.00%	0 0.00%	0 0.00%	0 0.00%
	Under Votes:	0 0.00%	0 0.00%	0 0.00%	0 0.00%

Precinct Report — Unofficial
PRIMARY ELECTION HELD ON — OFFICIAL BALLOT FOR CAMPBELL COUNTY — May 21, 2019

Page 122 of 136

05/21/2019 07:41 PM


Total Number of Voters : 10,172 of 0 = 0.00%

Precincts Reporting 68 of 68 = 100.00%

Party	Candidate	Absentee		Early		Election		Total	
Precinct B907 (Ballots Cast: 126)									
SECRETARY of STATE, Vote For 1									
	Geoff SEBESTA	0	0.00%	0	0.00%	0	0.00%	0	0.00%
	Jason S. BELCHER	0	0.00%	0	0.00%	5	11.90%	5	11.90%
	Jason GRIFFITH	0	0.00%	0	0.00%	5	11.90%	5	11.90%
	Heather French HENRY	0	0.00%	0	0.00%	32	76.19%	32	76.19%
	Cast Votes:	0	0.00%	0	0.00%	42	95.45%	42	95.45%
	Over Votes:	0	0.00%	0	0.00%	0	0.00%	0	0.00%
	Under Votes:	0	0.00%	0	0.00%	2	4.55%	2	4.55%
AUDITOR of PUBLIC ACCOUNTS, Vote For 1									
	Chris TOBE	0	0.00%	0	0.00%	7	17.07%	7	17.07%
	Kelsey Hayes COOTS	0	0.00%	0	0.00%	14	34.15%	14	34.15%
	Drew CURTIS	0	0.00%	0	0.00%	6	14.63%	6	14.63%
	Sheri DONAHUE	0	0.00%	0	0.00%	14	34.15%	14	34.15%
	Cast Votes:	0	0.00%	0	0.00%	41	93.18%	41	93.18%
	Over Votes:	0	0.00%	0	0.00%	0	0.00%	0	0.00%
	Under Votes:	0	0.00%	0	0.00%	3	6.82%	3	6.82%
STATE TREASURER, Vote For 1									
	Josh MERS	0	0.00%	0	0.00%	11	27.50%	11	27.50%
	Michael BOWMAN	0	0.00%	0	0.00%	29	72.50%	29	72.50%
	Cast Votes:	0	0.00%	0	0.00%	40	90.91%	40	90.91%
	Over Votes:	0	0.00%	0	0.00%	0	0.00%	0	0.00%
	Under Votes:	0	0.00%	0	0.00%	4	9.09%	4	9.09%
COMMISSIONER of AGRICULTURE, Vote For 1									
	Joe TRIGG	0	0.00%	0	0.00%	21	52.50%	21	52.50%
	Robert Haley CONWAY	0	0.00%	0	0.00%	19	47.50%	19	47.50%
	Cast Votes:	0	0.00%	0	0.00%	40	90.91%	40	90.91%
	Over Votes:	0	0.00%	0	0.00%	0	0.00%	0	0.00%
	Under Votes:	0	0.00%	0	0.00%	4	9.09%	4	9.09%

RECEIVED
MAY 30 2019
BY: _____

Precinct Report — Unofficial
PRIMARY ELECTION HELD ON — OFFICIAL BALLOT FOR CAMPBELL COUNTY — May 21, 2019



05/21/2019 07:41 PM

Precincts Reporting 68 of 68 = 100.00%

Total Number of Voters : 10,172 of 0 = 0.00%

Party	Candidate	Absentee	Early	Election	Total
Precinct B912 (Ballots Cast: 87)					
GOVERNOR and LIEUTENANT GOVERNOR, Vote For 1					
	William E. WOODS Justin B. MILLER	0 0.00%	0 0.00%	7 18.92%	7 18.92%
	Matthew G. BEVIN Ralph A. ALVARADO	0 0.00%	0 0.00%	17 45.95%	17 45.95%
	Robert GOFORTH Michael T. HOGAN	0 0.00%	0 0.00%	10 27.03%	10 27.03%
	Ike LAWRENCE James Anthony ROSE	0 0.00%	0 0.00%	3 8.11%	3 8.11%
	Cast Votes:	0 0.00%	0 0.00%	37 100.00%	37 100.00%
	Over Votes:	0 0.00%	0 0.00%	0 0.00%	0 0.00%
	Under Votes:	0 0.00%	0 0.00%	0 0.00%	0 0.00%
SECRETARY of STATE, Vote For 1					
	Carl NETT	0 0.00%	0 0.00%	4 11.43%	4 11.43%
	Michael G. ADAMS	0 0.00%	0 0.00%	5 14.29%	5 14.29%
	Andrew ENGLISH	0 0.00%	0 0.00%	13 37.14%	13 37.14%
	Stephen L. KNIPPER	0 0.00%	0 0.00%	13 37.14%	13 37.14%
	Cast Votes:	0 0.00%	0 0.00%	35 94.59%	35 94.59%
	Over Votes:	0 0.00%	0 0.00%	0 0.00%	0 0.00%
	Under Votes:	0 0.00%	0 0.00%	2 5.41%	2 5.41%
ATTORNEY GENERAL, Vote For 1					
	Wil SCHRODER	0 0.00%	0 0.00%	27 77.14%	27 77.14%
	Daniel CAMERON	0 0.00%	0 0.00%	8 22.86%	8 22.86%
	Cast Votes:	0 0.00%	0 0.00%	35 94.59%	35 94.59%
	Over Votes:	0 0.00%	0 0.00%	0 0.00%	0 0.00%
	Under Votes:	0 0.00%	0 0.00%	2 5.41%	2 5.41%
COMMISSIONER of AGRICULTURE, Vote For 1					
	Ryan F. QUARLES	0 0.00%	0 0.00%	30 85.71%	30 85.71%
	Bill POLYNIK	0 0.00%	0 0.00%	5 14.29%	5 14.29%
	Cast Votes:	0 0.00%	0 0.00%	35 94.59%	35 94.59%
	Over Votes:	0 0.00%	0 0.00%	0 0.00%	0 0.00%
	Under Votes:	0 0.00%	0 0.00%	2 5.41%	2 5.41%
GOVERNOR and LIEUTENANT GOVERNOR, Vote For 1					
	Geoffrey M."Geoff" YOUNG Joshua N. "Josh" FRENCH	0 0.00%	0 0.00%	2 4.00%	2 4.00%
	Rocky ADKINS Stephanie HORNE	0 0.00%	0 0.00%	15 30.00%	15 30.00%
	Andy BESHEAR Jacqueline COLEMAN	0 0.00%	0 0.00%	21 42.00%	21 42.00%
	Adam H. EDELEN Gill HOLLAND	0 0.00%	0 0.00%	12 24.00%	12 24.00%
	Cast Votes:	0 0.00%	0 0.00%	50 100.00%	50 100.00%
	Over Votes:	0 0.00%	0 0.00%	0 0.00%	0 0.00%
	Under Votes:	0 0.00%	0 0.00%	0 0.00%	0 0.00%

Precinct Report — Unofficial
PRIMARY ELECTION HELD ON — OFFICIAL BALLOT FOR CAMPBELL COUNTY — May 21, 2019

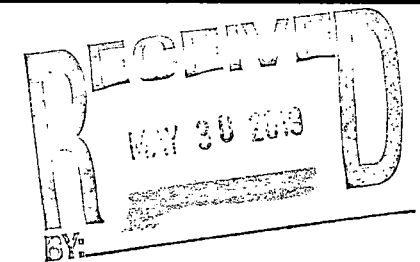
Page 124 of 136

05/21/2019 07:41 PM

Total Number of Voters : 10,172 of 0 = 0.00%

Precincts Reporting 68 of 68 = 100.00%

Party	Candidate	Absentee	Early	Election	Total
Precinct B912 (Ballots Cast: 87)					
SECRETARY of STATE, Vote For 1					
	Geoff SEBESTA	0 0.00%	0 0.00%	1 2.00%	1 2.00%
	Jason S. BELCHER	0 0.00%	0 0.00%	3 6.00%	3 6.00%
	Jason GRIFFITH	0 0.00%	0 0.00%	12 24.00%	12 24.00%
	Heather French HENRY	0 0.00%	0 0.00%	34 68.00%	34 68.00%
	Cast Votes:	0 0.00%	0 0.00%	50 100.00%	50 100.00%
	Over Votes:	0 0.00%	0 0.00%	0 0.00%	0 0.00%
	Under Votes:	0 0.00%	0 0.00%	0 0.00%	0 0.00%
AUDITOR of PUBLIC ACCOUNTS, Vote For 1					
	Chris TOBE	0 0.00%	0 0.00%	11 22.92%	11 22.92%
	Kelsey Hayes COOTS	0 0.00%	0 0.00%	13 27.08%	13 27.08%
	Drew CURTIS	0 0.00%	0 0.00%	4 8.33%	4 8.33%
	Sheri DONAHUE	0 0.00%	0 0.00%	20 41.67%	20 41.67%
	Cast Votes:	0 0.00%	0 0.00%	48 96.00%	48 96.00%
	Over Votes:	0 0.00%	0 0.00%	0 0.00%	0 0.00%
	Under Votes:	0 0.00%	0 0.00%	2 4.00%	2 4.00%
STATE TREASURER, Vote For 1					
	Josh MERS	0 0.00%	0 0.00%	20 42.55%	20 42.55%
	Michael BOWMAN	0 0.00%	0 0.00%	27 57.45%	27 57.45%
	Cast Votes:	0 0.00%	0 0.00%	47 94.00%	47 94.00%
	Over Votes:	0 0.00%	0 0.00%	0 0.00%	0 0.00%
	Under Votes:	0 0.00%	0 0.00%	3 6.00%	3 6.00%
COMMISSIONER of AGRICULTURE, Vote For 1					
	Joe TRIGG	0 0.00%	0 0.00%	20 43.48%	20 43.48%
	Robert Haley CONWAY	0 0.00%	0 0.00%	26 56.52%	26 56.52%
	Cast Votes:	0 0.00%	0 0.00%	46 92.00%	46 92.00%
	Over Votes:	0 0.00%	0 0.00%	0 0.00%	0 0.00%
	Under Votes:	0 0.00%	0 0.00%	4 8.00%	4 8.00%



Precinct Report — Unofficial


PRIMARY ELECTION HELD ON — OFFICIAL BALLOT FOR CAMPBELL COUNTY — May 21, 2019

Total Number of Voters : 10,172 of 0 = 0.00%

Precincts Reporting 68 of 68 = 100.00%

Party	Candidate	Absentee	Early	Election	Total
Precinct C501 (Ballots Cast: 89)					
GOVERNOR and LIEUTENANT GOVERNOR, Vote For 1					
	William E. WOODS Justin B. MILLER	0 0.00%	0 0.00%	3 10.34%	3 10.34%
	Matthew G. BEVIN Ralph A. ALVARADO	0 0.00%	0 0.00%	7 24.14%	7 24.14%
	Robert GOFORTH Michael T. HOGAN	0 0.00%	0 0.00%	17 58.62%	17 58.62%
	Ike LAWRENCE James Anthony ROSE	0 0.00%	0 0.00%	2 6.90%	2 6.90%
	Cast Votes:	0 0.00%	0 0.00%	29 100.00%	29 100.00%
	Over Votes:	0 0.00%	0 0.00%	0 0.00%	0 0.00%
	Under Votes:	0 0.00%	0 0.00%	0 0.00%	0 0.00%
SECRETARY of STATE, Vote For 1					
	Carl NETT	0 0.00%	0 0.00%	1 4.17%	1 4.17%
	Michael G. ADAMS	0 0.00%	0 0.00%	11 45.83%	11 45.83%
	Andrew ENGLISH	0 0.00%	0 0.00%	9 37.50%	9 37.50%
	Stephen L. KNIPPER	0 0.00%	0 0.00%	3 12.50%	3 12.50%
	Cast Votes:	0 0.00%	0 0.00%	24 82.76%	24 82.76%
	Over Votes:	0 0.00%	0 0.00%	0 0.00%	0 0.00%
	Under Votes:	0 0.00%	0 0.00%	5 17.24%	5 17.24%
ATTORNEY GENERAL, Vote For 1					
	Wil SCHRODER	0 0.00%	0 0.00%	15 55.56%	15 55.56%
	Daniel CAMERON	0 0.00%	0 0.00%	12 44.44%	12 44.44%
	Cast Votes:	0 0.00%	0 0.00%	27 93.10%	27 93.10%
	Over Votes:	0 0.00%	0 0.00%	0 0.00%	0 0.00%
	Under Votes:	0 0.00%	0 0.00%	2 6.90%	2 6.90%
COMMISSIONER of AGRICULTURE, Vote For 1					
	Ryan F. QUARLES	0 0.00%	0 0.00%	20 86.96%	20 86.96%
	Bill POLYNIAC	0 0.00%	0 0.00%	3 13.04%	3 13.04%
	Cast Votes:	0 0.00%	0 0.00%	23 79.31%	23 79.31%
	Over Votes:	0 0.00%	0 0.00%	0 0.00%	0 0.00%
	Under Votes:	0 0.00%	0 0.00%	6 20.69%	6 20.69%
GOVERNOR and LIEUTENANT GOVERNOR, Vote For 1					
	Geoffrey M."Geoff" YOUNG Joshua N. "Josh" FRENCH	0 0.00%	0 0.00%	8 13.33%	8 13.33%
	Rocky ADKINS Stephanie HORNE	0 0.00%	0 0.00%	12 20.00%	12 20.00%
	Andy BESHEAR Jacqueline COLEMAN	0 0.00%	0 0.00%	29 48.33%	29 48.33%
	Adam H. EDELEN Gill HOLLAND	0 0.00%	0 0.00%	11 18.33%	11 18.33%
	Cast Votes:	0 0.00%	0 0.00%	60 100.00%	60 100.00%
	Over Votes:	0 0.00%	0 0.00%	0 0.00%	0 0.00%
	Under Votes:	0 0.00%	0 0.00%	0 0.00%	0 0.00%


Precinct Report — Unofficial
PRIMARY ELECTION HELD ON — OFFICIAL BALLOT FOR CAMPBELL COUNTY — May 21, 2019


 05/21/2019 07:41 PM
 Precincts Reporting 68 of 68 = 100.00%

Total Number of Voters : 10,172 of 0 = 0.00%

Party	Candidate	Absentee	Early	Election	Total
Precinct C501 (Ballots Cast: 89)					
SECRETARY of STATE, Vote For 1					
	Geoff SEBESTA	0 0.00%	0 0.00%	5 8.93%	5 8.93%
	Jason S. BELCHER	0 0.00%	0 0.00%	9 16.07%	9 16.07%
	Jason GRIFFITH	0 0.00%	0 0.00%	4 7.14%	4 7.14%
	Heather French HENRY	0 0.00%	0 0.00%	38 67.86%	38 67.86%
	Cast Votes:	0 0.00%	0 0.00%	56 93.33%	56 93.33%
	Over Votes:	0 0.00%	0 0.00%	0 0.00%	0 0.00%
	Under Votes:	0 0.00%	0 0.00%	4 6.67%	4 6.67%
AUDITOR of PUBLIC ACCOUNTS, Vote For 1					
	Chris TOBE	0 0.00%	0 0.00%	13 23.21%	13 23.21%
	Kelsey Hayes COOTS	0 0.00%	0 0.00%	24 42.86%	24 42.86%
	Drew CURTIS	0 0.00%	0 0.00%	3 5.36%	3 5.36%
	Sheri DONAHUE	0 0.00%	0 0.00%	16 28.57%	16 28.57%
	Cast Votes:	0 0.00%	0 0.00%	56 93.33%	56 93.33%
	Over Votes:	0 0.00%	0 0.00%	0 0.00%	0 0.00%
	Under Votes:	0 0.00%	0 0.00%	4 6.67%	4 6.67%
STATE TREASURER, Vote For 1					
	Josh MERS	0 0.00%	0 0.00%	22 40.00%	22 40.00%
	Michael BOWMAN	0 0.00%	0 0.00%	33 60.00%	33 60.00%
	Cast Votes:	0 0.00%	0 0.00%	55 91.67%	55 91.67%
	Over Votes:	0 0.00%	0 0.00%	0 0.00%	0 0.00%
	Under Votes:	0 0.00%	0 0.00%	5 8.33%	5 8.33%
COMMISSIONER of AGRICULTURE, Vote For 1					
	Joe TRIGG	0 0.00%	0 0.00%	29 51.79%	29 51.79%
	Robert Haley CONWAY	0 0.00%	0 0.00%	27 48.21%	27 48.21%
	Cast Votes:	0 0.00%	0 0.00%	56 93.33%	56 93.33%
	Over Votes:	0 0.00%	0 0.00%	0 0.00%	0 0.00%
	Under Votes:	0 0.00%	0 0.00%	4 6.67%	4 6.67%

Precinct Report — Unofficial
PRIMARY ELECTION HELD ON — OFFICIAL BALLOT FOR CAMPBELL COUNTY May 21, 2019



Total Number of Voters : 10,172 of 0 = 0.00%

Party	Candidate	Absentee		Early		Election		Total	
Precinct A502 (Ballots Cast: 138)									
GOVERNOR and LIEUTENANT GOVERNOR, Vote For 1									
	William E. WOODS Justin B. MILLER	0	0.00%	0	0.00%	9	14.29%	9	14.29%
	Matthew G. BEVIN Ralph A. ALVARADO	0	0.00%	0	0.00%	26	41.27%	26	41.27%
	Robert GOFORTH Michael T. HOGAN	0	0.00%	0	0.00%	25	39.68%	25	39.68%
	Ike LAWRENCE James Anthony ROSE	0	0.00%	0	0.00%	3	4.76%	3	4.76%
	Cast Votes:	0	0.00%	0	0.00%	63	98.44%	63	98.44%
	Over Votes:	0	0.00%	0	0.00%	0	0.00%	0	0.00%
	Under Votes:	0	0.00%	0	0.00%	1	1.56%	1	1.56%
SECRETARY of STATE, Vote For 1									
	Carl NETT	0	0.00%	0	0.00%	13	27.08%	13	27.08%
	Michael G. ADAMS	0	0.00%	0	0.00%	7	14.58%	7	14.58%
	Andrew ENGLISH	0	0.00%	0	0.00%	18	37.50%	18	37.50%
	Stephen L. KNIPPER	0	0.00%	0	0.00%	10	20.83%	10	20.83%
	Cast Votes:	0	0.00%	0	0.00%	48	75.00%	48	75.00%
	Over Votes:	0	0.00%	0	0.00%	0	0.00%	0	0.00%
	Under Votes:	0	0.00%	0	0.00%	16	25.00%	16	25.00%
ATTORNEY GENERAL, Vote For 1									
	Wil SCHRODER	0	0.00%	0	0.00%	38	60.32%	38	60.32%
	Daniel CAMERON	0	0.00%	0	0.00%	25	39.68%	25	39.68%
	Cast Votes:	0	0.00%	0	0.00%	63	98.44%	63	98.44%
	Over Votes:	0	0.00%	0	0.00%	0	0.00%	0	0.00%
	Under Votes:	0	0.00%	0	0.00%	1	1.56%	1	1.56%
COMMISSIONER of AGRICULTURE, Vote For 1									
	Ryan F. QUARLES	0	0.00%	0	0.00%	30	65.22%	30	65.22%
	Bill POLYNIK	0	0.00%	0	0.00%	16	34.78%	16	34.78%
	Cast Votes:	0	0.00%	0	0.00%	46	71.88%	46	71.88%
	Over Votes:	0	0.00%	0	0.00%	0	0.00%	0	0.00%
	Under Votes:	0	0.00%	0	0.00%	18	28.13%	18	28.13%
GOVERNOR and LIEUTENANT GOVERNOR, Vote For 1									
	Geoffrey M. "Geoff" YOUNG Joshua N. "Josh" FRENCH	0	0.00%	0	0.00%	7	9.46%	7	9.46%
	Rocky ADKINS Stephanie HORNE	0	0.00%	0	0.00%	16	21.62%	16	21.62%
	Andy BESHEAR Jacqueline COLEMAN	0	0.00%	0	0.00%	36	48.65%	36	48.65%
	Adam H. EDELEN Gill HOLLAND	0	0.00%	0	0.00%	15	20.27%	15	20.27%
	Cast Votes:	0	0.00%	0	0.00%	74	100.00%	74	100.00%
	Over Votes:	0	0.00%	0	0.00%	0	0.00%	0	0.00%
	Under Votes:	0	0.00%	0	0.00%	0	0.00%	0	0.00%

Precinct Report — Unofficial
PRIMARY ELECTION HELD ON — OFFICIAL BALLOT FOR CAMPBELL COUNTY — May 21, 2019

Total Number of Voters : 10,172 of 0 = 0.00%


Precincts Reporting 68 of 68 = 100.00%

Party	Candidate	Absentee	Early	Election	Total
Precinct A502 (Ballots Cast: 138)					
SECRETARY of STATE, Vote For 1					
	Geoff SEBESTA	0 0.00%	0 0.00%	5 7.14%	5 7.14%
	Jason S. BELCHER	0 0.00%	0 0.00%	8 11.43%	8 11.43%
	Jason GRIFFITH	0 0.00%	0 0.00%	14 20.00%	14 20.00%
	Heather French HENRY	0 0.00%	0 0.00%	43 61.43%	43 61.43%
	Cast Votes:	0 0.00%	0 0.00%	70 94.59%	70 94.59%
	Over Votes:	0 0.00%	0 0.00%	0 0.00%	0 0.00%
	Under Votes:	0 0.00%	0 0.00%	4 5.41%	4 5.41%
AUDITOR of PUBLIC ACCOUNTS, Vote For 1					
	Chris TOBE	0 0.00%	0 0.00%	8 11.94%	8 11.94%
	Kelsey Hayes COOTS	0 0.00%	0 0.00%	21 31.34%	21 31.34%
	Drew CURTIS	0 0.00%	0 0.00%	7 10.45%	7 10.45%
	Sheri DONAHUE	0 0.00%	0 0.00%	31 46.27%	31 46.27%
	Cast Votes:	0 0.00%	0 0.00%	67 90.54%	67 90.54%
	Over Votes:	0 0.00%	0 0.00%	0 0.00%	0 0.00%
	Under Votes:	0 0.00%	0 0.00%	7 9.46%	7 9.46%
STATE TREASURER, Vote For 1					
	Josh MERS	0 0.00%	0 0.00%	25 39.68%	25 39.68%
	Michael BOWMAN	0 0.00%	0 0.00%	38 60.32%	38 60.32%
	Cast Votes:	0 0.00%	0 0.00%	63 85.14%	63 85.14%
	Over Votes:	0 0.00%	0 0.00%	0 0.00%	0 0.00%
	Under Votes:	0 0.00%	0 0.00%	11 14.86%	11 14.86%
COMMISSIONER of AGRICULTURE, Vote For 1					
	Joe TRIGG	0 0.00%	0 0.00%	21 32.81%	21 32.81%
	Robert Haley CONWAY	0 0.00%	0 0.00%	43 67.19%	43 67.19%
	Cast Votes:	0 0.00%	0 0.00%	64 86.49%	64 86.49%
	Over Votes:	0 0.00%	0 0.00%	0 0.00%	0 0.00%
	Under Votes:	0 0.00%	0 0.00%	10 13.51%	10 13.51%

RECEIVED
MAY 30 2019
 BY: _____

Precinct Report — Unofficial
PRIMARY ELECTION HELD ON — OFFICIAL BALLOT FOR CAMPBELL COUNTY

Page 129 of 136



Total Number of Voters : 10,172 of 0 = 0.00%

Party	Candidate	Absentee	Early	Election	Total
Precinct A503 (Ballots Cast: 56)					
GOVERNOR and LIEUTENANT GOVERNOR, Vote For 1					
	William E. WOODS Justin B. MILLER	0 0.00%	0 0.00%	5 13.89%	5 13.89%
	Matthew G. BEVIN Ralph A. ALVARADO	0 0.00%	0 0.00%	21 58.33%	21 58.33%
	Robert GOFORTH Michael T. HOGAN	0 0.00%	0 0.00%	10 27.78%	10 27.78%
	Ike LAWRENCE James Anthony ROSE	0 0.00%	0 0.00%	0 0.00%	0 0.00%
	Cast Votes:	0 0.00%	0 0.00%	36 94.74%	36 94.74%
	Over Votes:	0 0.00%	0 0.00%	0 0.00%	0 0.00%
	Under Votes:	0 0.00%	0 0.00%	2 5.26%	2 5.26%
SECRETARY of STATE, Vote For 1					
	Carl NETT	0 0.00%	0 0.00%	3 9.68%	3 9.68%
	Michael G. ADAMS	0 0.00%	0 0.00%	6 19.35%	6 19.35%
	Andrew ENGLISH	0 0.00%	0 0.00%	18 58.06%	18 58.06%
	Stephen L. KNIPPER	0 0.00%	0 0.00%	4 12.90%	4 12.90%
	Cast Votes:	0 0.00%	0 0.00%	31 81.58%	31 81.58%
	Over Votes:	0 0.00%	0 0.00%	0 0.00%	0 0.00%
	Under Votes:	0 0.00%	0 0.00%	7 18.42%	7 18.42%
ATTORNEY GENERAL, Vote For 1					
	Wil SCHRODER	0 0.00%	0 0.00%	23 60.53%	23 60.53%
	Daniel CAMERON	0 0.00%	0 0.00%	15 39.47%	15 39.47%
	Cast Votes:	0 0.00%	0 0.00%	38 100.00%	38 100.00%
	Over Votes:	0 0.00%	0 0.00%	0 0.00%	0 0.00%
	Under Votes:	0 0.00%	0 0.00%	0 0.00%	0 0.00%
COMMISSIONER of AGRICULTURE, Vote For 1					
	Ryan F. QUARLES	0 0.00%	0 0.00%	17 68.00%	17 68.00%
	Bill POLYNIK	0 0.00%	0 0.00%	8 32.00%	8 32.00%
	Cast Votes:	0 0.00%	0 0.00%	25 65.79%	25 65.79%
	Over Votes:	0 0.00%	0 0.00%	0 0.00%	0 0.00%
	Under Votes:	0 0.00%	0 0.00%	13 34.21%	13 34.21%
GOVERNOR and LIEUTENANT GOVERNOR, Vote For 1					
	Geoffrey M."Geoff" YOUNG Joshua N. "Josh" FRENCH	0 0.00%	0 0.00%	2 11.11%	2 11.11%
	Rocky ADKINS Stephanie HORNE	0 0.00%	0 0.00%	8 44.44%	8 44.44%
	Andy BESHEAR Jacqueline COLEMAN	0 0.00%	0 0.00%	4 22.22%	4 22.22%
	Adam H. EDELEN Gill HOLLAND	0 0.00%	0 0.00%	4 22.22%	4 22.22%
	Cast Votes:	0 0.00%	0 0.00%	18 100.00%	18 100.00%
	Over Votes:	0 0.00%	0 0.00%	0 0.00%	0 0.00%
	Under Votes:	0 0.00%	0 0.00%	0 0.00%	0 0.00%

Precinct Report — Unofficial
PRIMARY ELECTION HELD ON — OFFICIAL BALLOT FOR CAMPBELL COUNTY — May 21, 2019

Page 130 of 136

05/21/2019 07:41 PM


Total Number of Voters : 10,172 of 0 = 0.00%

Precincts Reporting 68 of 68 = 100.00%

Party	Candidate	Absentee	Early	Election	Total
Precinct A503 (Ballots Cast: 56)					
SECRETARY of STATE, Vote For 1					
	Geoff SEBESTA	0 0.00%	0 0.00%	2 12.50%	2 12.50%
	Jason S. BELCHER	0 0.00%	0 0.00%	3 18.75%	3 18.75%
	Jason GRIFFITH	0 0.00%	0 0.00%	2 12.50%	2 12.50%
	Heather French HENRY	0 0.00%	0 0.00%	9 56.25%	9 56.25%
	Cast Votes:	0 0.00%	0 0.00%	16 88.89%	16 88.89%
	Over Votes:	0 0.00%	0 0.00%	0 0.00%	0 0.00%
	Under Votes:	0 0.00%	0 0.00%	2 11.11%	2 11.11%
AUDITOR of PUBLIC ACCOUNTS, Vote For 1					
	Chris TOBE	0 0.00%	0 0.00%	3 21.43%	3 21.43%
	Kelsey Hayes COOTS	0 0.00%	0 0.00%	8 57.14%	8 57.14%
	Drew CURTIS	0 0.00%	0 0.00%	1 7.14%	1 7.14%
	Sheri DONAHUE	0 0.00%	0 0.00%	2 14.29%	2 14.29%
	Cast Votes:	0 0.00%	0 0.00%	14 77.78%	14 77.78%
	Over Votes:	0 0.00%	0 0.00%	0 0.00%	0 0.00%
	Under Votes:	0 0.00%	0 0.00%	4 22.22%	4 22.22%
STATE TREASURER, Vote For 1					
	Josh MERS	0 0.00%	0 0.00%	4 26.67%	4 26.67%
	Michael BOWMAN	0 0.00%	0 0.00%	11 73.33%	11 73.33%
	Cast Votes:	0 0.00%	0 0.00%	15 83.33%	15 83.33%
	Over Votes:	0 0.00%	0 0.00%	0 0.00%	0 0.00%
	Under Votes:	0 0.00%	0 0.00%	3 16.67%	3 16.67%
COMMISSIONER of AGRICULTURE, Vote For 1					
	Joe TRIGG	0 0.00%	0 0.00%	7 50.00%	7 50.00%
	Robert Haley CONWAY	0 0.00%	0 0.00%	7 50.00%	7 50.00%
	Cast Votes:	0 0.00%	0 0.00%	14 77.78%	14 77.78%
	Over Votes:	0 0.00%	0 0.00%	0 0.00%	0 0.00%
	Under Votes:	0 0.00%	0 0.00%	4 22.22%	4 22.22%

RECEIVED
MAY 30 2019
BY: _____

Precinct Report — Unofficial
PRIMARY ELECTION HELD ON — OFFICIAL BALLOT FOR CAMPBELL COUNTY — May 21, 2019



05/21/2019 07:41 PM

Precincts Reporting 68 of 68 = 100.00%

Total Number of Voters : 10,172 of 0 = 0.00%

Party	Candidate	Absentee	Early	Election	Total
-------	-----------	----------	-------	----------	-------

Precinct A504 (Ballots Cast: 82)

GOVERNOR and LIEUTENANT GOVERNOR, Vote For 1

William E. WOODS Justin B. MILLER	0	0.00%	0	0.00%	5	15.15%	5	15.15%
Matthew G. BEVIN Ralph A. ALVARADO	0	0.00%	0	0.00%	10	30.30%	10	30.30%
Robert GOFORTH Michael T. HOGAN	0	0.00%	0	0.00%	16	48.48%	16	48.48%
Ike LAWRENCE James Anthony ROSE	0	0.00%	0	0.00%	2	6.06%	2	6.06%
Cast Votes:	0	0.00%	0	0.00%	33	97.06%	33	97.06%
Over Votes:	0	0.00%	0	0.00%	0	0.00%	0	0.00%
Under Votes:	0	0.00%	0	0.00%	1	2.94%	1	2.94%

SECRETARY of STATE, Vote For 1

Carl NETT	0	0.00%	0	0.00%	4	12.90%	4	12.90%
Michael G. ADAMS	0	0.00%	0	0.00%	11	35.48%	11	35.48%
Andrew ENGLISH	0	0.00%	0	0.00%	12	38.71%	12	38.71%
Stephen L. KNIPPER	0	0.00%	0	0.00%	4	12.90%	4	12.90%
Cast Votes:	0	0.00%	0	0.00%	31	91.18%	31	91.18%
Over Votes:	0	0.00%	0	0.00%	0	0.00%	0	0.00%
Under Votes:	0	0.00%	0	0.00%	3	8.82%	3	8.82%

ATTORNEY GENERAL, Vote For 1

Wil SCHRODER	0	0.00%	0	0.00%	21	61.76%	21	61.76%
Daniel CAMERON	0	0.00%	0	0.00%	13	38.24%	13	38.24%
Cast Votes:	0	0.00%	0	0.00%	34	100.00%	34	100.00%
Over Votes:	0	0.00%	0	0.00%	0	0.00%	0	0.00%
Under Votes:	0	0.00%	0	0.00%	0	0.00%	0	0.00%

COMMISSIONER of AGRICULTURE, Vote For 1

Ryan F. QUARLES	0	0.00%	0	0.00%	22	66.67%	22	66.67%
Bill POLYNYIAK	0	0.00%	0	0.00%	11	33.33%	11	33.33%
Cast Votes:	0	0.00%	0	0.00%	33	97.06%	33	97.06%
Over Votes:	0	0.00%	0	0.00%	0	0.00%	0	0.00%
Under Votes:	0	0.00%	0	0.00%	1	2.94%	1	2.94%

GOVERNOR and LIEUTENANT GOVERNOR, Vote For 1

Geoffrey M."Geoff" YOUNG Joshua N. "Josh" FRENCH	0	0.00%	0	0.00%	1	2.08%	1	2.08%
Rocky ADKINS Stephanie HORNE	0	0.00%	0	0.00%	13	27.08%	13	27.08%
Andy BESHEAR Jacqueline COLEMAN	0	0.00%	0	0.00%	19	39.58%	19	39.58%
Adam H. EDELEN Gill HOLLAND	0	0.00%	0	0.00%	15	31.25%	15	31.25%
Cast Votes:	0	0.00%	0	0.00%	48	100.00%	48	100.00%
Over Votes:	0	0.00%	0	0.00%	0	0.00%	0	0.00%
Under Votes:	0	0.00%	0	0.00%	0	0.00%	0	0.00%

Precinct Report — Unofficial
PRIMARY ELECTION HELD ON — OFFICIAL BALLOT FOR CAMPBELL COUNTY — May 21, 2019

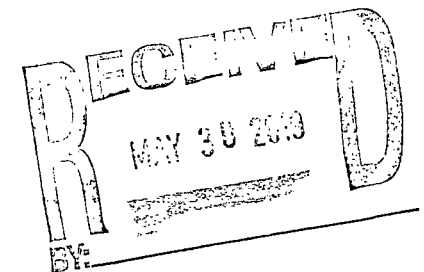
Page 132 of 136

05/21/2019 07:41 PM

Total Number of Voters : 10,172 of 0 = 0.00%


Precincts Reporting 68 of 68 = 100.00%

Party	Candidate	Absentee	Early	Election	Total
Precinct A504 (Ballots Cast: 82)					
SECRETARY of STATE, Vote For 1					
	Geoff SEBESTA	0 0.00%	0 0.00%	2 4.26%	2 4.26%
	Jason S. BELCHER	0 0.00%	0 0.00%	5 10.64%	5 10.64%
	Jason GRIFFITH	0 0.00%	0 0.00%	8 17.02%	8 17.02%
	Heather French HENRY	0 0.00%	0 0.00%	32 68.09%	32 68.09%
	Cast Votes:	0 0.00%	0 0.00%	47 97.92%	47 97.92%
	Over Votes:	0 0.00%	0 0.00%	0 0.00%	0 0.00%
	Under Votes:	0 0.00%	0 0.00%	1 2.08%	1 2.08%
AUDITOR of PUBLIC ACCOUNTS, Vote For 1					
	Chris TOBE	0 0.00%	0 0.00%	10 21.28%	10 21.28%
	Kelsey Hayes COOTS	0 0.00%	0 0.00%	22 46.81%	22 46.81%
	Drew CURTIS	0 0.00%	0 0.00%	0 0.00%	0 0.00%
	Sheri DONAHUE	0 0.00%	0 0.00%	15 31.91%	15 31.91%
	Cast Votes:	0 0.00%	0 0.00%	47 97.92%	47 97.92%
	Over Votes:	0 0.00%	0 0.00%	0 0.00%	0 0.00%
	Under Votes:	0 0.00%	0 0.00%	1 2.08%	1 2.08%
STATE TREASURER, Vote For 1					
	Josh MERS	0 0.00%	0 0.00%	18 40.91%	18 40.91%
	Michael BOWMAN	0 0.00%	0 0.00%	26 59.09%	26 59.09%
	Cast Votes:	0 0.00%	0 0.00%	44 91.67%	44 91.67%
	Over Votes:	0 0.00%	0 0.00%	0 0.00%	0 0.00%
	Under Votes:	0 0.00%	0 0.00%	4 8.33%	4 8.33%
COMMISSIONER of AGRICULTURE, Vote For 1					
	Joe TRIGG	0 0.00%	0 0.00%	22 46.81%	22 46.81%
	Robert Haley CONWAY	0 0.00%	0 0.00%	25 53.19%	25 53.19%
	Cast Votes:	0 0.00%	0 0.00%	47 97.92%	47 97.92%
	Over Votes:	0 0.00%	0 0.00%	0 0.00%	0 0.00%
	Under Votes:	0 0.00%	0 0.00%	1 2.08%	1 2.08%



Precinct Report — Unofficial
PRIMARY ELECTION HELD ON — OFFICIAL BALLOT FOR CAMPBELL COUNTY — May 21, 2019

Page 133 of 136



05/21/2019 07:41 PM

Precincts Reporting 68 of 68 = 100.00%

Total Number of Voters : 10,172 of 0 = 0.00%


Party	Candidate	Absentee	Early	Election	Total
Precinct B903 (Ballots Cast: 293)					
GOVERNOR and LIEUTENANT GOVERNOR, Vote For 1					
	William E. WOODS Justin B. MILLER	0 0.00%	0 0.00%	24 11.71%	24 11.71%
	Matthew G. BEVIN Ralph A. ALVARADO	0 0.00%	0 0.00%	94 45.85%	94 45.85%
	Robert GOFORTH Michael T. HOGAN	0 0.00%	0 0.00%	84 40.98%	84 40.98%
	Ike LAWRENCE James Anthony ROSE	0 0.00%	0 0.00%	3 1.46%	3 1.46%
	Cast Votes:	0 0.00%	0 0.00%	205 98.09%	205 98.09%
	Over Votes:	0 0.00%	0 0.00%	0 0.00%	0 0.00%
	Under Votes:	0 0.00%	0 0.00%	4 1.91%	4 1.91%
SECRETARY of STATE, Vote For 1					
	Carl NETT	0 0.00%	0 0.00%	23 12.37%	23 12.37%
	Michael G. ADAMS	0 0.00%	0 0.00%	48 25.81%	48 25.81%
	Andrew ENGLISH	0 0.00%	0 0.00%	63 33.87%	63 33.87%
	Stephen L. KNIPPER	0 0.00%	0 0.00%	52 27.96%	52 27.96%
	Cast Votes:	0 0.00%	0 0.00%	186 89.00%	186 89.00%
	Over Votes:	0 0.00%	0 0.00%	0 0.00%	0 0.00%
	Under Votes:	0 0.00%	0 0.00%	23 11.00%	23 11.00%
ATTORNEY GENERAL, Vote For 1					
	Wil SCHRODER	0 0.00%	0 0.00%	155 77.11%	155 77.11%
	Daniel CAMERON	0 0.00%	0 0.00%	46 22.89%	46 22.89%
	Cast Votes:	0 0.00%	0 0.00%	201 96.17%	201 96.17%
	Over Votes:	0 0.00%	0 0.00%	0 0.00%	0 0.00%
	Under Votes:	0 0.00%	0 0.00%	8 3.83%	8 3.83%
COMMISSIONER of AGRICULTURE, Vote For 1					
	Ryan F. QUARLES	0 0.00%	0 0.00%	157 85.79%	157 85.79%
	Bill POLYNIK	0 0.00%	0 0.00%	26 14.21%	26 14.21%
	Cast Votes:	0 0.00%	0 0.00%	183 87.56%	183 87.56%
	Over Votes:	0 0.00%	0 0.00%	0 0.00%	0 0.00%
	Under Votes:	0 0.00%	0 0.00%	26 12.44%	26 12.44%
GOVERNOR and LIEUTENANT GOVERNOR, Vote For 1					
	Geoffrey M. "Geoff" YOUNG Joshua N. "Josh" FRENCH	0 0.00%	0 0.00%	3 3.61%	3 3.61%
	Rocky ADKINS Stephanie HORNE	0 0.00%	0 0.00%	36 43.37%	36 43.37%
	Andy BESHEAR Jacqueline COLEMAN	0 0.00%	0 0.00%	29 34.94%	29 34.94%
	Adam H. EDELEN Gill HOLLAND	0 0.00%	0 0.00%	15 18.07%	15 18.07%
	Cast Votes:	0 0.00%	0 0.00%	83 98.81%	83 98.81%
	Over Votes:	0 0.00%	0 0.00%	0 0.00%	0 0.00%
	Under Votes:	0 0.00%	0 0.00%	1 1.19%	1 1.19%

Precinct Report — Unofficial
PRIMARY ELECTION HELD ON — OFFICIAL BALLOT FOR CAMPBELL COUNTY — May 21, 2019

Total Number of Voters : 10,172 of 0 = 0.00%

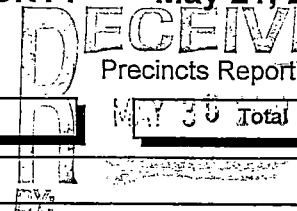
Precincts Reporting 68 of 68 = 100.00%

Party	Candidate	Absentee	Early	Election	Total
Precinct B903 (Ballots Cast: 293)					
SECRETARY of STATE, Vote For 1					
	Geoff SEBESTA	0 0.00%	0 0.00%	2 2.56%	2 2.56%
	Jason S. BELCHER	0 0.00%	0 0.00%	9 11.54%	9 11.54%
	Jason GRIFFITH	0 0.00%	0 0.00%	13 16.67%	13 16.67%
	Heather French HENRY	0 0.00%	0 0.00%	54 69.23%	54 69.23%
	Cast Votes:	0 0.00%	0 0.00%	78 92.86%	78 92.86%
	Over Votes:	0 0.00%	0 0.00%	0 0.00%	0 0.00%
	Under Votes:	0 0.00%	0 0.00%	6 7.14%	6 7.14%
AUDITOR of PUBLIC ACCOUNTS, Vote For 1					
	Chris TOBE	0 0.00%	0 0.00%	15 22.06%	15 22.06%
	Kelsey Hayes COOTS	0 0.00%	0 0.00%	18 26.47%	18 26.47%
	Drew CURTIS	0 0.00%	0 0.00%	13 19.12%	13 19.12%
	Sheri DONAHUE	0 0.00%	0 0.00%	22 32.35%	22 32.35%
	Cast Votes:	0 0.00%	0 0.00%	68 80.95%	68 80.95%
	Over Votes:	0 0.00%	0 0.00%	0 0.00%	0 0.00%
	Under Votes:	0 0.00%	0 0.00%	16 19.05%	16 19.05%
STATE TREASURER, Vote For 1					
	Josh MERS	0 0.00%	0 0.00%	28 40.00%	28 40.00%
	Michael BOWMAN	0 0.00%	0 0.00%	42 60.00%	42 60.00%
	Cast Votes:	0 0.00%	0 0.00%	70 83.33%	70 83.33%
	Over Votes:	0 0.00%	0 0.00%	0 0.00%	0 0.00%
	Under Votes:	0 0.00%	0 0.00%	14 16.67%	14 16.67%
COMMISSIONER of AGRICULTURE, Vote For 1					
	Joe TRIGG	0 0.00%	0 0.00%	24 32.43%	24 32.43%
	Robert Haley CONWAY	0 0.00%	0 0.00%	50 67.57%	50 67.57%
	Cast Votes:	0 0.00%	0 0.00%	74 88.10%	74 88.10%
	Over Votes:	0 0.00%	0 0.00%	0 0.00%	0 0.00%
	Under Votes:	0 0.00%	0 0.00%	10 11.90%	10 11.90%



Precinct Report — Unofficial
PRIMARY ELECTION HELD ON — OFFICIAL BALLOT FOR CAMPBELL COUNTY — May 21, 2019

Page 135 of 136


 05/21/2019 07:41 PM
 Precincts Reporting 68 of 68 = 100.00%
 MAY 30 Total

Total Number of Voters : 10,172 of 0 = 0.00%

Party	Candidate	Absentee	Early	Election	Total	Percentage
Precinct B913 (Ballots Cast: 145)						
GOVERNOR and LIEUTENANT GOVERNOR, Vote For 1						
	William E. WOODS Justin B. MILLER	0	0.00%	0	0.00%	9 16.98%
	Matthew G. BEVIN Ralph A. ALVARADO	0	0.00%	0	0.00%	24 45.28%
	Robert GOFORTH Michael T. HOGAN	0	0.00%	0	0.00%	19 35.85%
	Ike LAWRENCE James Anthony ROSE	0	0.00%	0	0.00%	1 1.89%
	Cast Votes:	0	0.00%	0	0.00%	53 100.00%
	Over Votes:	0	0.00%	0	0.00%	0 0.00%
	Under Votes:	0	0.00%	0	0.00%	0 0.00%
SECRETARY of STATE, Vote For 1						
	Carl NETT	0	0.00%	0	0.00%	6 13.64%
	Michael G. ADAMS	0	0.00%	0	0.00%	15 34.09%
	Andrew ENGLISH	0	0.00%	0	0.00%	10 22.73%
	Stephen L. KNIPPER	0	0.00%	0	0.00%	13 29.55%
	Cast Votes:	0	0.00%	0	0.00%	44 83.02%
	Over Votes:	0	0.00%	0	0.00%	0 0.00%
	Under Votes:	0	0.00%	0	0.00%	9 16.98%
ATTORNEY GENERAL, Vote For 1						
	Wil SCHRODER	0	0.00%	0	0.00%	46 90.20%
	Daniel CAMERON	0	0.00%	0	0.00%	5 9.80%
	Cast Votes:	0	0.00%	0	0.00%	51 96.23%
	Over Votes:	0	0.00%	0	0.00%	0 0.00%
	Under Votes:	0	0.00%	0	0.00%	2 3.77%
COMMISSIONER of AGRICULTURE, Vote For 1						
	Ryan F. QUARLES	0	0.00%	0	0.00%	32 68.09%
	Bill POLYNIK	0	0.00%	0	0.00%	15 31.91%
	Cast Votes:	0	0.00%	0	0.00%	47 88.68%
	Over Votes:	0	0.00%	0	0.00%	0 0.00%
	Under Votes:	0	0.00%	0	0.00%	6 11.32%
GOVERNOR and LIEUTENANT GOVERNOR, Vote For 1						
	Geoffrey M."Geoff" YOUNG Joshua N. "Josh" FRENCH	0	0.00%	0	0.00%	4 4.35%
	Rocky ADKINS Stephanie HORNE	0	0.00%	0	0.00%	13 14.13%
	Andy BESHEAR Jacqueline COLEMAN	0	0.00%	0	0.00%	58 63.04%
	Adam H. EDELEN Gill HOLLAND	0	0.00%	0	0.00%	17 18.48%
	Cast Votes:	0	0.00%	0	0.00%	92 100.00%
	Over Votes:	0	0.00%	0	0.00%	0 0.00%
	Under Votes:	0	0.00%	0	0.00%	0 0.00%

Precinct Report — Unofficial

PRIMARY ELECTION HELD ON — OFFICIAL BALLOT FOR CAMPBELL COUNTY — May 21, 2019

Page 136 of 136

05/21/2019 07:41 PM

Total Number of Voters : 10,172 of 0 = 0.00%

Precincts Reporting 68 of 68 = 100.00%

Party	Candidate	Absentee		Early		Election		Total	
Precinct B913 (Ballots Cast: 145)									
SECRETARY of STATE, Vote For 1									
	Geoff SEBESTA	0	0.00%	0	0.00%	2	2.30%	2	2.30%
	Jason S. BELCHER	0	0.00%	0	0.00%	16	18.39%	16	18.39%
	Jason GRIFFITH	0	0.00%	0	0.00%	7	8.05%	7	8.05%
	Heather French HENRY	0	0.00%	0	0.00%	62	71.26%	62	71.26%
	Cast Votes:	0	0.00%	0	0.00%	87	94.57%	87	94.57%
	Over Votes:	0	0.00%	0	0.00%	0	0.00%	0	0.00%
	Under Votes:	0	0.00%	0	0.00%	5	5.43%	5	5.43%
AUDITOR of PUBLIC ACCOUNTS, Vote For 1									
	Chris TOBE	0	0.00%	0	0.00%	13	15.85%	13	15.85%
	Kelsey Hayes COOTS	0	0.00%	0	0.00%	29	35.37%	29	35.37%
	Drew CURTIS	0	0.00%	0	0.00%	7	8.54%	7	8.54%
	Sheri DONAHUE	0	0.00%	0	0.00%	33	40.24%	33	40.24%
	Cast Votes:	0	0.00%	0	0.00%	82	89.13%	82	89.13%
	Over Votes:	0	0.00%	0	0.00%	0	0.00%	0	0.00%
	Under Votes:	0	0.00%	0	0.00%	10	10.87%	10	10.87%
STATE TREASURER, Vote For 1									
	Josh MERS	0	0.00%	0	0.00%	31	38.27%	31	38.27%
	Michael BOWMAN	0	0.00%	0	0.00%	50	61.73%	50	61.73%
	Cast Votes:	0	0.00%	0	0.00%	81	88.04%	81	88.04%
	Over Votes:	0	0.00%	0	0.00%	0	0.00%	0	0.00%
	Under Votes:	0	0.00%	0	0.00%	11	11.96%	11	11.96%
COMMISSIONER of AGRICULTURE, Vote For 1									
	Joe TRIGG	0	0.00%	0	0.00%	45	54.22%	45	54.22%
	Robert Haley CONWAY	0	0.00%	0	0.00%	38	45.78%	38	45.78%
	Cast Votes:	0	0.00%	0	0.00%	83	90.22%	83	90.22%
	Over Votes:	0	0.00%	0	0.00%	0	0.00%	0	0.00%
	Under Votes:	0	0.00%	0	0.00%	9	9.78%	9	9.78%

