

**Cumulative Report — Unofficial**  
**PRIMARY ELECTION HELD ON — OFFICIAL BALLOT FOR ESTILL COUNTY — May 22, 2018**

Total Number of Voters : 4,161 of 0 = 0.00%

Precincts Reporting 16 of 16 = 100.00%

Party	Candidate	Absentee	Early	Election	Total
-------	-----------	----------	-------	----------	-------

**RECEIVED**  
**MAY 29 2018**  
 State Board of Elections

**UNITED STATES REPRESENTATIVE in CONGRESS 6th Congressional District, Vote For 1**

Chuck EDDY	0	0.00%	0	0.00%	376	15.46%	376	15.46%
Andy BARR	0	0.00%	0	0.00%	2,056	84.54%	2,056	84.54%
<b>Cast Votes:</b>	<b>0</b>	<b>0.00%</b>	<b>0</b>	<b>0.00%</b>	<b>2,432</b>	<b>93.07%</b>	<b>2,432</b>	<b>93.07%</b>
<b>Over Votes:</b>	<b>0</b>	<b>0.00%</b>	<b>0</b>	<b>0.00%</b>	<b>0</b>	<b>0.00%</b>	<b>0</b>	<b>0.00%</b>
<b>Under Votes:</b>	<b>0</b>	<b>0.00%</b>	<b>0</b>	<b>0.00%</b>	<b>181</b>	<b>6.93%</b>	<b>181</b>	<b>6.93%</b>

**STATE REPRESENTATIVE 91st Representative District, Vote For 1**

Robert GOE	0	0.00%	0	0.00%	730	32.78%	730	32.78%
Gary "Toby" HERALD	0	0.00%	0	0.00%	1,497	67.22%	1,497	67.22%
<b>Cast Votes:</b>	<b>0</b>	<b>0.00%</b>	<b>0</b>	<b>0.00%</b>	<b>2,227</b>	<b>85.23%</b>	<b>2,227</b>	<b>85.23%</b>
<b>Over Votes:</b>	<b>0</b>	<b>0.00%</b>	<b>0</b>	<b>0.00%</b>	<b>0</b>	<b>0.00%</b>	<b>0</b>	<b>0.00%</b>
<b>Under Votes:</b>	<b>0</b>	<b>0.00%</b>	<b>0</b>	<b>0.00%</b>	<b>386</b>	<b>14.77%</b>	<b>386</b>	<b>14.77%</b>

**CIRCUIT CLERK, Vote For 1**

Stephanie L. BRINEGAR	0	0.00%	0	0.00%	1,516	59.85%	1,516	59.85%
Sharla K. PLOWMAN	0	0.00%	0	0.00%	1,017	40.15%	1,017	40.15%
<b>Cast Votes:</b>	<b>0</b>	<b>0.00%</b>	<b>0</b>	<b>0.00%</b>	<b>2,533</b>	<b>96.94%</b>	<b>2,533</b>	<b>96.94%</b>
<b>Over Votes:</b>	<b>0</b>	<b>0.00%</b>	<b>0</b>	<b>0.00%</b>	<b>0</b>	<b>0.00%</b>	<b>0</b>	<b>0.00%</b>
<b>Under Votes:</b>	<b>0</b>	<b>0.00%</b>	<b>0</b>	<b>0.00%</b>	<b>80</b>	<b>3.06%</b>	<b>80</b>	<b>3.06%</b>

**COUNTY JUDGE/EXECUTIVE, Vote For 1**

James Eric WALTERS	0	0.00%	0	0.00%	51	1.99%	51	1.99%
Gary W. POWELL	0	0.00%	0	0.00%	155	6.05%	155	6.05%
Tom HART	0	0.00%	0	0.00%	304	11.86%	304	11.86%
Donnie WATSON	0	0.00%	0	0.00%	950	37.05%	950	37.05%
Dwight E. RICHARDSON	0	0.00%	0	0.00%	354	13.81%	354	13.81%
Kevin T. WILLIAMS	0	0.00%	0	0.00%	750	29.25%	750	29.25%
<b>Cast Votes:</b>	<b>0</b>	<b>0.00%</b>	<b>0</b>	<b>0.00%</b>	<b>2,564</b>	<b>98.12%</b>	<b>2,564</b>	<b>98.12%</b>
<b>Over Votes:</b>	<b>0</b>	<b>0.00%</b>	<b>0</b>	<b>0.00%</b>	<b>0</b>	<b>0.00%</b>	<b>0</b>	<b>0.00%</b>
<b>Under Votes:</b>	<b>0</b>	<b>0.00%</b>	<b>0</b>	<b>0.00%</b>	<b>49</b>	<b>1.88%</b>	<b>49</b>	<b>1.88%</b>

**Cumulative Report — Unofficial**  
**PRIMARY ELECTION HELD ON — OFFICIAL BALLOT FOR ESTILL COUNTY — May 22, 2018**

Total Number of Voters : 4,161 of 0 = 0.00%

Precincts Reporting 16 of 16 = 100.00%

Party	Candidate	Absentee		Early		Election		Total	
<b>COUNTY CLERK, Vote For 1</b>									
	C. J. Taylor NEAL	0	0.00%	0	0.00%	285	11.25%	285	11.25%
	Elizabeth Henry WALLING	0	0.00%	0	0.00%	879	34.70%	879	34.70%
	Chris CARROLL	0	0.00%	0	0.00%	169	6.67%	169	6.67%
	Brian CROWE	0	0.00%	0	0.00%	1,200	47.37%	1,200	47.37%
	<b>Cast Votes:</b>	0	0.00%	0	0.00%	2,533	96.94%	2,533	96.94%
	<b>Over Votes:</b>	0	0.00%	0	0.00%	0	0.00%	0	0.00%
	<b>Under Votes:</b>	0	0.00%	0	0.00%	80	3.06%	80	3.06%
<b>SHERIFF, Vote For 1</b>									
	Ken WHITE	0	0.00%	0	0.00%	929	37.07%	929	37.07%
	Russell "Doc" MORRIS	0	0.00%	0	0.00%	850	33.92%	850	33.92%
	Kevin J. CHANEY	0	0.00%	0	0.00%	727	29.01%	727	29.01%
	<b>Cast Votes:</b>	0	0.00%	0	0.00%	2,506	95.91%	2,506	95.91%
	<b>Over Votes:</b>	0	0.00%	0	0.00%	0	0.00%	0	0.00%
	<b>Under Votes:</b>	0	0.00%	0	0.00%	107	4.09%	107	4.09%
<b>JAILER, Vote For 1</b>									
	David HARVEY	0	0.00%	0	0.00%	1,194	48.20%	1,194	48.20%
	Beverly "Bo" MORRIS	0	0.00%	0	0.00%	1,283	51.80%	1,283	51.80%
	<b>Cast Votes:</b>	0	0.00%	0	0.00%	2,477	94.80%	2,477	94.80%
	<b>Over Votes:</b>	0	0.00%	0	0.00%	0	0.00%	0	0.00%
	<b>Under Votes:</b>	0	0.00%	0	0.00%	136	5.20%	136	5.20%
<b>MAGISTRATE 1st Magisterial District, Vote For 1</b>									
	Joe CRAWFORD	0	0.00%	0	0.00%	229	29.90%	229	29.90%
	Jim BLACKWELL	0	0.00%	0	0.00%	176	22.98%	176	22.98%
	Robert O'Neill SANDERS	0	0.00%	0	0.00%	38	4.96%	38	4.96%
	Arthur David BALLARD	0	0.00%	0	0.00%	323	42.17%	323	42.17%
	<b>Cast Votes:</b>	0	0.00%	0	0.00%	766	95.04%	766	95.04%
	<b>Over Votes:</b>	0	0.00%	0	0.00%	0	0.00%	0	0.00%
	<b>Under Votes:</b>	0	0.00%	0	0.00%	40	4.96%	40	4.96%
<b>CONSTABLE 1st Magisterial District, Vote For 1</b>									
	James GOOSEY	0	0.00%	0	0.00%	384	59.08%	384	59.08%
	Herman "JR" PRICE	0	0.00%	0	0.00%	266	40.92%	266	40.92%
	<b>Cast Votes:</b>	0	0.00%	0	0.00%	650	80.65%	650	80.65%
	<b>Over Votes:</b>	0	0.00%	0	0.00%	0	0.00%	0	0.00%
	<b>Under Votes:</b>	0	0.00%	0	0.00%	156	19.35%	156	19.35%

**Cumulative Report — Unofficial**  
**PRIMARY ELECTION HELD ON — OFFICIAL BALLOT FOR ESTILL COUNTY — May 22, 2018**

Total Number of Voters : 4,161 of 0 = 0.00%

Precincts Reporting 16 of 16 = 100.00%

Party	Candidate	Absentee	Early	Election	Total
<b>MAGISTRATE 2nd Magisterial District, Vote For 1</b>					
	Earl YOUNG JR.	0 0.00%	0 0.00%	240 26.49%	240 26.49%
	Keith BRADLEY	0 0.00%	0 0.00%	55 6.07%	55 6.07%
	Paul TIPTON	0 0.00%	0 0.00%	377 41.61%	377 41.61%
	William "Bill" ELDRIDGE	0 0.00%	0 0.00%	234 25.83%	234 25.83%
	<b>Cast Votes:</b>	<b>0 0.00%</b>	<b>0 0.00%</b>	<b>906 95.77%</b>	<b>906 95.77%</b>
	<b>Over Votes:</b>	<b>0 0.00%</b>	<b>0 0.00%</b>	<b>0 0.00%</b>	<b>0 0.00%</b>
	<b>Under Votes:</b>	<b>0 0.00%</b>	<b>0 0.00%</b>	<b>40 4.23%</b>	<b>40 4.23%</b>
<b>CONSTABLE 2nd Magisterial District, Vote For 1</b>					
	Jerry GOOSEY	0 0.00%	0 0.00%	94 10.78%	94 10.78%
	Tommy MULLEN	0 0.00%	0 0.00%	202 23.17%	202 23.17%
	Jackie R. ROGERS	0 0.00%	0 0.00%	69 7.91%	69 7.91%
	Charles "JR" SPICER	0 0.00%	0 0.00%	102 11.70%	102 11.70%
	Paul "J P" BARNES	0 0.00%	0 0.00%	405 46.44%	405 46.44%
	<b>Cast Votes:</b>	<b>0 0.00%</b>	<b>0 0.00%</b>	<b>872 92.18%</b>	<b>872 92.18%</b>
	<b>Over Votes:</b>	<b>0 0.00%</b>	<b>0 0.00%</b>	<b>0 0.00%</b>	<b>0 0.00%</b>
	<b>Under Votes:</b>	<b>0 0.00%</b>	<b>0 0.00%</b>	<b>74 7.82%</b>	<b>74 7.82%</b>
<b>MAGISTRATE 3rd Magisterial District, Vote For 1</b>					
	Gerry Wayne FLANNERY	0 0.00%	0 0.00%	610 74.12%	610 74.12%
	Melvin Douglas FIELDS	0 0.00%	0 0.00%	213 25.88%	213 25.88%
	<b>Cast Votes:</b>	<b>0 0.00%</b>	<b>0 0.00%</b>	<b>823 95.59%</b>	<b>823 95.59%</b>
	<b>Over Votes:</b>	<b>0 0.00%</b>	<b>0 0.00%</b>	<b>0 0.00%</b>	<b>0 0.00%</b>
	<b>Under Votes:</b>	<b>0 0.00%</b>	<b>0 0.00%</b>	<b>38 4.41%</b>	<b>38 4.41%</b>
<b>MAYOR City of Irvine, Vote For 1</b>					
	Tommy Joe "Tobo" BRYANT	0 0.00%	0 0.00%	197 45.29%	197 45.29%
	James Edward GROSS	0 0.00%	0 0.00%	238 54.71%	238 54.71%
	<b>Cast Votes:</b>	<b>0 0.00%</b>	<b>0 0.00%</b>	<b>435 96.88%</b>	<b>435 96.88%</b>
	<b>Over Votes:</b>	<b>0 0.00%</b>	<b>0 0.00%</b>	<b>0 0.00%</b>	<b>0 0.00%</b>
	<b>Under Votes:</b>	<b>0 0.00%</b>	<b>0 0.00%</b>	<b>14 3.12%</b>	<b>14 3.12%</b>

**Cumulative Report — Unofficial**  
**PRIMARY ELECTION HELD ON — OFFICIAL BALLOT FOR ESTILL COUNTY — May 22, 2018**

Total Number of Voters : 4,161 of 0 = 0.00%

Precincts Reporting 16 of 16 = 100.00%

Party	Candidate	Absentee	Early	Election	Total
-------	-----------	----------	-------	----------	-------

**UNITED STATES REPRESENTATIVE in CONGRESS 6th Congressional District, Vote For 1**

Daniel KEMPH	0	0.00%	0	0.00%	21	1.46%	21	1.46%
Theodore David GREEN	0	0.00%	0	0.00%	13	0.90%	13	0.90%
Jim GRAY	0	0.00%	0	0.00%	412	28.65%	412	28.65%
Geoffrey M."Geoff" YOUNG	0	0.00%	0	0.00%	47	3.27%	47	3.27%
Amy McGRATH	0	0.00%	0	0.00%	859	59.74%	859	59.74%
Reggie THOMAS	0	0.00%	0	0.00%	86	5.98%	86	5.98%
<b>Cast Votes:</b>	<b>0</b>	<b>0.00%</b>	<b>0</b>	<b>0.00%</b>	<b>1,438</b>	<b>94.85%</b>	<b>1,438</b>	<b>94.85%</b>
<b>Over Votes:</b>	<b>0</b>	<b>0.00%</b>	<b>0</b>	<b>0.00%</b>	<b>0</b>	<b>0.00%</b>	<b>0</b>	<b>0.00%</b>
<b>Under Votes:</b>	<b>0</b>	<b>0.00%</b>	<b>0</b>	<b>0.00%</b>	<b>78</b>	<b>5.15%</b>	<b>78</b>	<b>5.15%</b>

**STATE REPRESENTATIVE 91st Representative District, Vote For 1**

Cluster HOWARD	0	0.00%	0	0.00%	929	71.63%	929	71.63%
Bruce SHOUSE	0	0.00%	0	0.00%	368	28.37%	368	28.37%
<b>Cast Votes:</b>	<b>0</b>	<b>0.00%</b>	<b>0</b>	<b>0.00%</b>	<b>1,297</b>	<b>85.55%</b>	<b>1,297</b>	<b>85.55%</b>
<b>Over Votes:</b>	<b>0</b>	<b>0.00%</b>	<b>0</b>	<b>0.00%</b>	<b>0</b>	<b>0.00%</b>	<b>0</b>	<b>0.00%</b>
<b>Under Votes:</b>	<b>0</b>	<b>0.00%</b>	<b>0</b>	<b>0.00%</b>	<b>219</b>	<b>14.45%</b>	<b>219</b>	<b>14.45%</b>

**COUNTY CLERK, Vote For 1**

Ernest MORRIS	0	0.00%	0	0.00%	260	18.68%	260	18.68%
Felicia Fike CAMPBELL	0	0.00%	0	0.00%	1,132	81.32%	1,132	81.32%
<b>Cast Votes:</b>	<b>0</b>	<b>0.00%</b>	<b>0</b>	<b>0.00%</b>	<b>1,392</b>	<b>91.82%</b>	<b>1,392</b>	<b>91.82%</b>
<b>Over Votes:</b>	<b>0</b>	<b>0.00%</b>	<b>0</b>	<b>0.00%</b>	<b>0</b>	<b>0.00%</b>	<b>0</b>	<b>0.00%</b>
<b>Under Votes:</b>	<b>0</b>	<b>0.00%</b>	<b>0</b>	<b>0.00%</b>	<b>124</b>	<b>8.18%</b>	<b>124</b>	<b>8.18%</b>

**SHERIFF, Vote For 1**

Terry CARROLL	0	0.00%	0	0.00%	296	20.23%	296	20.23%
Christopher Shawn FLYNN	0	0.00%	0	0.00%	612	41.83%	612	41.83%
Teddy HUNT	0	0.00%	0	0.00%	555	37.94%	555	37.94%
<b>Cast Votes:</b>	<b>0</b>	<b>0.00%</b>	<b>0</b>	<b>0.00%</b>	<b>1,463</b>	<b>96.50%</b>	<b>1,463</b>	<b>96.50%</b>
<b>Over Votes:</b>	<b>0</b>	<b>0.00%</b>	<b>0</b>	<b>0.00%</b>	<b>0</b>	<b>0.00%</b>	<b>0</b>	<b>0.00%</b>
<b>Under Votes:</b>	<b>0</b>	<b>0.00%</b>	<b>0</b>	<b>0.00%</b>	<b>53</b>	<b>3.50%</b>	<b>53</b>	<b>3.50%</b>

**MAGISTRATE 1st Magisterial District, Vote For 1**

Mike ABNEY	0	0.00%	0	0.00%	339	76.87%	339	76.87%
Roy EMBS	0	0.00%	0	0.00%	102	23.13%	102	23.13%
<b>Cast Votes:</b>	<b>0</b>	<b>0.00%</b>	<b>0</b>	<b>0.00%</b>	<b>441</b>	<b>94.84%</b>	<b>441</b>	<b>94.84%</b>
<b>Over Votes:</b>	<b>0</b>	<b>0.00%</b>	<b>0</b>	<b>0.00%</b>	<b>0</b>	<b>0.00%</b>	<b>0</b>	<b>0.00%</b>
<b>Under Votes:</b>	<b>0</b>	<b>0.00%</b>	<b>0</b>	<b>0.00%</b>	<b>24</b>	<b>5.16%</b>	<b>24</b>	<b>5.16%</b>

**Cumulative Report — Unofficial**  
**PRIMARY ELECTION HELD ON — OFFICIAL BALLOT FOR ESTILL COUNTY — May 22, 2018**

Total Number of Voters : 4,161 of 0 = 0.00%

Precincts Reporting 16 of 16 = 100.00%

Party	Candidate	Absentee		Early		Election		Total	
<b>MAGISTRATE 2nd Magisterial District, Vote For 1</b>									
	Otis FREEMAN	0	0.00%	0	0.00%	267	62.09%	267	62.09%
	Bobby SNOWDEN	0	0.00%	0	0.00%	163	37.91%	163	37.91%
	<b>Cast Votes:</b>	0	0.00%	0	0.00%	430	92.27%	430	92.27%
	<b>Over Votes:</b>	0	0.00%	0	0.00%	0	0.00%	0	0.00%
	<b>Under Votes:</b>	0	0.00%	0	0.00%	36	7.73%	36	7.73%
<b>MAGISTRATE 3rd Magisterial District, Vote For 1</b>									
	Joey ARVIN	0	0.00%	0	0.00%	143	25.49%	143	25.49%
	Holden HARDY	0	0.00%	0	0.00%	62	11.05%	62	11.05%
	Gary W. ROBINSON	0	0.00%	0	0.00%	263	46.88%	263	46.88%
	Douglas DOOLEY	0	0.00%	0	0.00%	93	16.58%	93	16.58%
	<b>Cast Votes:</b>	0	0.00%	0	0.00%	561	95.90%	561	95.90%
	<b>Over Votes:</b>	0	0.00%	0	0.00%	0	0.00%	0	0.00%
	<b>Under Votes:</b>	0	0.00%	0	0.00%	24	4.10%	24	4.10%
<b>CONSTABLE 3rd Magisterial District, Vote For 1</b>									
	Floyd EDMONSON	0	0.00%	0	0.00%	335	61.24%	335	61.24%
	Ronnie CONRAD	0	0.00%	0	0.00%	61	11.15%	61	11.15%
	Billy GOOSEY	0	0.00%	0	0.00%	86	15.72%	86	15.72%
	Rick GOOSEY	0	0.00%	0	0.00%	65	11.88%	65	11.88%
	<b>Cast Votes:</b>	0	0.00%	0	0.00%	547	93.50%	547	93.50%
	<b>Over Votes:</b>	0	0.00%	0	0.00%	0	0.00%	0	0.00%
	<b>Under Votes:</b>	0	0.00%	0	0.00%	38	6.50%	38	6.50%
<b>JUSTICE of the SUPREME COURT 3rd Supreme Court District, Vote For 1</b>									
	Dan BALLOU	0	0.00%	0	0.00%	539	15.21%	539	15.21%
	Debra Hembree LAMBERT	0	0.00%	0	0.00%	2,429	68.54%	2,429	68.54%
	David TAPP	0	0.00%	0	0.00%	576	16.25%	576	16.25%
	<b>Cast Votes:</b>	0	0.00%	0	0.00%	3,544	85.17%	3,544	85.17%
	<b>Over Votes:</b>	0	0.00%	0	0.00%	0	0.00%	0	0.00%
	<b>Under Votes:</b>	0	0.00%	0	0.00%	617	14.83%	617	14.83%


RECEIVED  
MAY 29 2018  
State Board of Elections

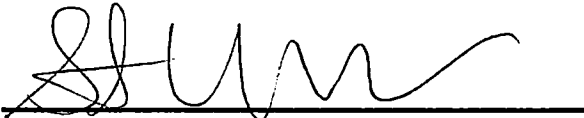
**OFFICIAL CERTIFICATION**


**ESTILL COUNTY**

**WE, THE UNDERSIGNED, DO HEREBY CERTIFY THAT  
THE PROCEEDING ELECTION RESULTS ARE ACCURATE  
AND COMPLETE FOR THE PRIMARY ELECTION HELD ON  
MAY 22, 2012.**

  
\_\_\_\_\_  
COUNTY CLERK

  
\_\_\_\_\_  
SHERIFF

  
\_\_\_\_\_  
REPUBLICAN

  
\_\_\_\_\_  
DEMOCRAT

Tabulated statement of votes cast at 10 Precinct, in ADAIR County, at an Election held on the 22 day of May 192018, for the Candidates for the various Offices to be filled, and for and against the questions then submitted.

Names of Candidates must be written in Vertical Lines	*FOR Commonwealths Attorney 29th Jud. Cir. - Rep			FOR P.V. A REP		FOR		FOR County Judge	
	CANDIDATES			CANDIDATES		CANDIDATES		CANDIDATES	
NAME OF PRECINCT	ROGER P. ELLIOTT	Brian Wright	JEFFREY SCOTT NEAT (AVA)	JORDAN A. BURTON (AVA)	KEN HILL (AVA)	Paul W. Turner (AVA)	Gale Burris Cowan	Larry Russell Bryant	
White Oak	37	98	63	20	51	6	82	66	
Eunice-Pellyton	48	146	116	37	50	3	94	92	
Little Cake	74	127	74	74	42	8	123	78	
East Columbia	66	131	85	25	88	11	110	97	
Ozark	81	140	88	30	88	14	114	106	
South Columbia Harmony	54	103	65	23	71	11	95	79	
Glensfork Melson Ridge	95	169	74	39	167	5	149	124	
Gradyville Nell	49	120	67	22	70	12	97	77	
Sparksville Breeding	61	85	54	16	68	14	94	54	
South Columbia #2	63	101	81	19	63	7	84	80	
Milltown	58	175	96	38	99	13	172	79	
West Columbia	102	185	132	32	120	15	162	134	
Cane Valley Holmes	102	182	149	43	88	66	186	124	
Knifley-Roley	56	114	71	36	40	12	92	74	
North Columbia	86	186	101	57	91	27	137	148	
HURT	111	279	140	107	129	17	244	156	
Absentee (paper)	25	36	25	10	25	4	34	27	
Absentee (machine)	55	96	64	26	50	7	83	73	
Totals:	1,223	2,473	1,545	654	1,399	204	2,152	1,668	

Adair County Board of Elections of Kentucky do certify that the Primary Election held on May 22, 2018 is true and correct.

*David Miller*  
*Ricky Collins*  
*Vicki Pike*  
*JW*





Tabulated Statement of Votes Cast at 14 Precinct, in PLAAT County, at an Election held on the 22 day of May 19 2018, for the Candidates for the various Offices to be filled, and for and against the questions then submitted.

Dist # 3

Fill in to be filled in written in this space.

Number of Precinct	Names of Candidates must be written in Vertical Lines	*FOR <sup>Dist 2</sup> Magistrate		FOR <sup>REP</sup> Constable		FOR		FOR <sup>Dist 3</sup> Magistrate	
		CANDIDATES	REP	CANDIDATES	DIST 2	CANDIDATES		CANDIDATE	
	NAME OF PRECINCT	Daryl Flatt	Doug Campbell	Craig S. Bennett	David R. Barnett	Mark Selby		Philip Nafziger	Sammi L. Baker
	White Oak								
	Eunice-Pellyton								
	Little Lake								
	East Columbia	115	94	59	31	84			
	Ozark	118	109	31	55	94			
	South Columbia Harmony							21	146
	Glensfork-Melson-Ridge							49	236
	Gradyville Nell								
	Sparksville Breeding								
	South Columbia #2								
	Milltown								
	West Columbia								
	Cane Valley Holmes								
	Knifley Roley								
	North Columbia								
	Hurt								
	Absentee (paper)	0	0	0	0	0		0	10
	Absentee (machine)	11	11	4	8	7		2	18
	Totals:	244	214	100	94	185		70	413



Tabulated Statement of Votes Cast at W Precinct, in MOULTRIE County, at an Election held on the 22 day of May 192018, for the Candidates for the various Offices to be filled, and for and against the questions then submitted.

Dist # 7

\*All to be filled in written in this space.

Number of Precinct.	Names of Candidates must be written in Vertical Lines	*FOR REP		FOR REP		FOR		FOR	
		CONSTABLE DIST 5		MAGISTRATE DIST 6				MAGISTRATE	
		CANDIDATES		CANDIDATES		CANDIDATES		CANDIDAT	
	NAME OF PRECINCT	TIM BOTTOMS	KENNETH "KENNY" DOWNNEY	TONY GABEHART JR	DARIL SALTERS	GREG CALDWELL		TERRY M. HADLEY	MICHAEL W. BRYANT
	White Oak								
	Eunice Pellyton								
	Little Lake								
	East Columbia								
	Ozark								
	South Columbia Harmony								
	Glensfork Melson Ridge								
	Gradyville Nell								
	Sparksville Breeding								
	South Columbia # 2								
	Milltown	183	62						
	West Columbia	138	114						
	Cane Valley Holmes			43	104	171			
	Knifley Roley			115	59	24			
	North Columbia							122	6
	Hurt							203	27
	Absentee (paper)	8	9	2	1	0		2	0
	Absentee (machine)	13	5	4	4	7		22	0
	Totals:	342	190	164	168	202		349	33

FOR CANDIDATES	FOR DIST #1	FOR DEM IN COM DIST 1	FOR DEM COUNTY JUDGE EXC	FOR JUST SUP CRT 3RD SUP	FOR NPJ	FOR CANDIDATES	
	PAUL WALKER	ALONZO PENNINGTON	Michael Lee Stephens	Brandon "BO" Biggs	Dan Ballou	Debra Hembree Lambert	David Tapp
6	5	10	5	41	74	13	
11	4	15	5	60	95	35	
18	1	11	10	56	103	29	
51	9	50	18	90	145	22	
21	10	22	19	74	139	18	
50	11	42	25	73	112	18	
58	6	49	24	89	144	59	
14	5	19	8	65	98	26	
15	2	19	5	52	78	23	
57	12	62	19	70	126	25	
36	2	28	16	90	119	31	
60	17	72	24	114	200	38	
86	15	99	46	126	193	39	
39	6	29	25	69	98	29	
63	11	56	34	105	168	49	
51	7	49	25	135	216	54	
8	1	6	3	22	30	6	
37	6	30	15	99	63	20	
693	130	642	324	1,406	2,181	530	

**CERTIFICATION  
OFFICIAL COUNT AND RECORD  
OF ELECTION TOTALS**

**STATE OF KENTUCKY**  
**County of Adair**

**May 22, 2018 Primary Election**

We, the County Board of Elections, duly authorized to canvass the returns of the County of Adair, do certify that, in an election held in said county, on the 22<sup>nd</sup> day of May, 2018, the following votes were cast for the Office or on the Question indicated:

Office	Name	Machine Votes	Absentee Machine Votes	Paper Absentee Ballot Votes	Provisional Ballot Votes	Total Votes
<b>US Representative</b> 1 <sup>st</sup> Congressional District						
Democratic	Walker, Paul	628	31	8	0	673
	Pennington, Alonzo	123	6	1	0	130
<b>Commonwealth's Attorney</b> 29 <sup>th</sup> Judicial Circuit						
Republican	Elliott, Roger P.	1143	55	25	0	1223
	Wright, Brian	2341	96	36	0	2473
<b>Justice of the Supreme Court</b> 3 <sup>rd</sup> Supreme Court District						
Nonpartisan	Ballou, Dan	1305	79	22	0	1406
	Lambert, Debra Hembree	2068	83	30	0	2181
	Tapp, David	504	20	6	0	530

County Board of Elections (Democrat) *Victoria Pike*  
 County Board of Elections (Republican) *Ricky Collins*  
 County Board of Elections (Sheriff) *[Signature]*  
 County Board of Elections (County Clerk) *[Signature]*  
 Chairman

**Cumulative Report — Unofficial**  
**PRIMARY ELECTION HELD ON — OFFICIAL BALLOT FOR ADAIR COUNTY — May 22, 2018**

*Total*

Total Number of Voters : 5,148 of 0 = 0.00%

Precincts Reporting 17 of 17 = 100.00%

Party	Candidate	Absentee	Early	Election	Total	RECEIVED
<b>COMMONWEALTH'S ATTORNEY 29th Judicial Circuit, Vote For 1</b>						<b>JUN 07 2018</b> State Board of Elections
	Roger P. ELLIOTT	0 0.00%	0 0.00%	1,223 33.09%	1,223 33.09%	
	Brian WRIGHT	0 0.00%	0 0.00%	2,473 66.91%	2,473 66.91%	
	<b>Cast Votes:</b>	0 0.00%	0 0.00%	3,696 89.93%	3,696 89.93%	
	<b>Over Votes:</b>	0 0.00%	0 0.00%	0 0.00%	0 0.00%	
	<b>Under Votes:</b>	0 0.00%	0 0.00%	414 10.07%	414 10.07%	
<b>PROPERTY VALUATION ADMINISTRATOR, Vote For 1</b>						
	Jeffrey Scott NEAT	0 0.00%	0 0.00%	1,545 40.64%	1,545 40.64%	
	Jordan A. BURTON	0 0.00%	0 0.00%	654 17.20%	654 17.20%	
	Ken HILL	0 0.00%	0 0.00%	1,399 36.80%	1,399 36.80%	
	Paul W. TURNER	0 0.00%	0 0.00%	204 5.37%	204 5.37%	
	<b>Cast Votes:</b>	0 0.00%	0 0.00%	3,802 92.51%	3,802 92.51%	
	<b>Over Votes:</b>	0 0.00%	0 0.00%	1 0.02%	1 0.02%	
	<b>Under Votes:</b>	0 0.00%	0 0.00%	307 7.47%	307 7.47%	
<b>COUNTY JUDGE/EXECUTIVE, Vote For 1</b>						
	Gale Burris COWAN	0 0.00%	0 0.00%	2,152 56.34%	2,152 56.34%	
	Larry Russell BRYANT	0 0.00%	0 0.00%	1,668 43.66%	1,668 43.66%	
	<b>Cast Votes:</b>	0 0.00%	0 0.00%	3,820 92.94%	3,820 92.94%	
	<b>Over Votes:</b>	0 0.00%	0 0.00%	0 0.00%	0 0.00%	
	<b>Under Votes:</b>	0 0.00%	0 0.00%	290 7.06%	290 7.06%	
<b>COUNTY CLERK, Vote For 1</b>						
	Donna G. HADLEY	0 0.00%	0 0.00%	361 9.20%	361 9.20%	
	Lisa GREER	0 0.00%	0 0.00%	3,563 90.80%	3,563 90.80%	
	<b>Cast Votes:</b>	0 0.00%	0 0.00%	3,924 95.47%	3,924 95.47%	
	<b>Over Votes:</b>	0 0.00%	0 0.00%	0 0.00%	0 0.00%	
	<b>Under Votes:</b>	0 0.00%	0 0.00%	186 4.53%	186 4.53%	
<b>SHERIFF, Vote For 1</b>						
	Josh BROCKMAN	0 0.00%	0 0.00%	3,151 79.73%	3,151 79.73%	
	Dallas LUTTRELL	0 0.00%	0 0.00%	801 20.27%	801 20.27%	
	<b>Cast Votes:</b>	0 0.00%	0 0.00%	3,952 96.16%	3,952 96.16%	
	<b>Over Votes:</b>	0 0.00%	0 0.00%	0 0.00%	0 0.00%	
	<b>Under Votes:</b>	0 0.00%	0 0.00%	158 3.84%	158 3.84%	

# Cumulative Report — Unofficial

## PRIMARY ELECTION HELD ON — OFFICIAL BALLOT FOR ADAIR COUNTY — May 22, 2018

Total Number of Voters : 5,148 of 0 = 0.00%

Precincts Reporting 17 of 17 = 100.00%

Party	Candidate	Absentee		Early		Election		Total	
<b>JAILER, Vote For 1</b>									
	Buddy POWELL	0	0.00%	0	0.00%	1,150	28.95%	1,150	28.95%
	Joey WHITE	0	0.00%	0	0.00%	2,822	71.05%	2,822	71.05%
	<b>Cast Votes:</b>	0	0.00%	0	0.00%	3,972	96.64%	3,972	96.64%
	<b>Over Votes:</b>	0	0.00%	0	0.00%	0	0.00%	0	0.00%
	<b>Under Votes:</b>	0	0.00%	0	0.00%	138	3.36%	138	3.36%
<b>MAGISTRATE 1st Magisterial District, Vote For 1</b>									
	Terry SULLIVAN	0	0.00%	0	0.00%	47	7.56%	47	7.56%
	Dave THOMAS	0	0.00%	0	0.00%	35	5.63%	35	5.63%
	Tony DENTON	0	0.00%	0	0.00%	264	42.44%	264	42.44%
	Harold BURTON	0	0.00%	0	0.00%	276	44.37%	276	44.37%
	<b>Cast Votes:</b>	0	0.00%	0	0.00%	622	98.42%	622	98.42%
	<b>Over Votes:</b>	0	0.00%	0	0.00%	0	0.00%	0	0.00%
	<b>Under Votes:</b>	0	0.00%	0	0.00%	10	1.58%	10	1.58%
<b>MAGISTRATE 2nd Magisterial District, Vote For 1</b>									
	Daryl FLATT	0	0.00%	0	0.00%	244	53.28%	244	53.28%
	Doug CAMPBELL	0	0.00%	0	0.00%	214	46.72%	214	46.72%
	<b>Cast Votes:</b>	0	0.00%	0	0.00%	458	97.45%	458	97.45%
	<b>Over Votes:</b>	0	0.00%	0	0.00%	0	0.00%	0	0.00%
	<b>Under Votes:</b>	0	0.00%	0	0.00%	12	2.55%	12	2.55%
<b>CONSTABLE 2nd Magisterial District, Vote For 1</b>									
	Craig S. BENNETT	0	0.00%	0	0.00%	100	26.39%	100	26.39%
	David R. BARNETT	0	0.00%	0	0.00%	94	24.80%	94	24.80%
	Mark SELBY	0	0.00%	0	0.00%	185	48.81%	185	48.81%
	<b>Cast Votes:</b>	0	0.00%	0	0.00%	379	80.64%	379	80.64%
	<b>Over Votes:</b>	0	0.00%	0	0.00%	0	0.00%	0	0.00%
	<b>Under Votes:</b>	0	0.00%	0	0.00%	91	19.36%	91	19.36%
<b>MAGISTRATE 3rd Magisterial District, Vote For 1</b>									
	Philip NAFZIGER	0	0.00%	0	0.00%	70	14.49%	70	14.49%
	Sammy L. BAKER	0	0.00%	0	0.00%	413	85.51%	413	85.51%
	<b>Cast Votes:</b>	0	0.00%	0	0.00%	483	95.08%	483	95.08%
	<b>Over Votes:</b>	0	0.00%	0	0.00%	0	0.00%	0	0.00%
	<b>Under Votes:</b>	0	0.00%	0	0.00%	25	4.92%	25	4.92%

**RECEIVED**

**JUN 07 2018**

State Board of Elections

# Cumulative Report — Unofficial

## PRIMARY ELECTION HELD ON — OFFICIAL BALLOT FOR ADAIR COUNTY — May 22, 2018

Total Number of Voters : 5,148 of 0 = 0.00%

Precincts Reporting 17 of 17 = 100.00%

Party	Candidate	Absentee	Early	Election	Total
<b>CONSTABLE 3rd Magisterial District, Vote For 1</b>					
	Robert R. LOY	0 0.00%	0 0.00%	223 57.77%	223 57.77%
	Shannon ROWE	0 0.00%	0 0.00%	129 33.42%	129 33.42%
	John Lee CHIGOINE	0 0.00%	0 0.00%	34 8.81%	34 8.81%
	<b>Cast Votes:</b>	<b>0 0.00%</b>	<b>0 0.00%</b>	<b>386 75.98%</b>	<b>386 75.98%</b>
	<b>Over Votes:</b>	<b>0 0.00%</b>	<b>0 0.00%</b>	<b>0 0.00%</b>	<b>0 0.00%</b>
	<b>Under Votes:</b>	<b>0 0.00%</b>	<b>0 0.00%</b>	<b>122 24.02%</b>	<b>122 24.02%</b>

**RECEIVED**

**JUN 07 2018**

State Board of Electio

**MAGISTRATE 4th Magisterial District, Vote For 1**

	Ray FLUHR	0 0.00%	0 0.00%	27 4.83%	27 4.83%
	Sandra J. KERNS	0 0.00%	0 0.00%	54 9.66%	54 9.66%
	Chris REEDER	0 0.00%	0 0.00%	198 35.42%	198 35.42%
	Leighann Vanarsdale LOY	0 0.00%	0 0.00%	52 9.30%	52 9.30%
	Chris JANES	0 0.00%	0 0.00%	134 23.97%	134 23.97%
	Chris PENNINGTON	0 0.00%	0 0.00%	94 16.82%	94 16.82%
	<b>Cast Votes:</b>	<b>0 0.00%</b>	<b>0 0.00%</b>	<b>559 97.73%</b>	<b>559 97.73%</b>
	<b>Over Votes:</b>	<b>0 0.00%</b>	<b>0 0.00%</b>	<b>1 0.17%</b>	<b>1 0.17%</b>
	<b>Under Votes:</b>	<b>0 0.00%</b>	<b>0 0.00%</b>	<b>12 2.10%</b>	<b>12 2.10%</b>

**CONSTABLE 4th Magisterial District, Vote For 1**

	Jeff DICKSON	0 0.00%	0 0.00%	337 68.64%	337 68.64%
	Ed WIGAL	0 0.00%	0 0.00%	154 31.36%	154 31.36%
	<b>Cast Votes:</b>	<b>0 0.00%</b>	<b>0 0.00%</b>	<b>491 85.84%</b>	<b>491 85.84%</b>
	<b>Over Votes:</b>	<b>0 0.00%</b>	<b>0 0.00%</b>	<b>0 0.00%</b>	<b>0 0.00%</b>
	<b>Under Votes:</b>	<b>0 0.00%</b>	<b>0 0.00%</b>	<b>81 14.16%</b>	<b>81 14.16%</b>

**CONSTABLE 5th Magisterial District, Vote For 1**

	Tim BOTTOMS	0 0.00%	0 0.00%	342 64.29%	342 64.29%
	Kenneth "Kenny" DOWNEY	0 0.00%	0 0.00%	190 35.71%	190 35.71%
	<b>Cast Votes:</b>	<b>0 0.00%</b>	<b>0 0.00%</b>	<b>532 85.53%</b>	<b>532 85.53%</b>
	<b>Over Votes:</b>	<b>0 0.00%</b>	<b>0 0.00%</b>	<b>0 0.00%</b>	<b>0 0.00%</b>
	<b>Under Votes:</b>	<b>0 0.00%</b>	<b>0 0.00%</b>	<b>90 14.47%</b>	<b>90 14.47%</b>



# Cumulative Report — Unofficial

## PRIMARY ELECTION HELD ON — OFFICIAL BALLOT FOR ADAIR COUNTY — May 22, 2018

Total Number of Voters : 5,148 of 0 = 0.00%

Precincts Reporting 17 of 17 = 100.00%

Party	Candidate	Absentee		Early		Election		Total	
<b>MAGISTRATE 6th Magisterial District, Vote For 1</b>									
	Tony GABEHART JR.	0	0.00%	0	0.00%	164	30.71%	164	30.71%
	Daril SALYERS	0	0.00%	0	0.00%	168	31.46%	168	31.46%
	Greg CALDWELL	0	0.00%	0	0.00%	202	37.83%	202	37.83%
	<b>Cast Votes:</b>	0	0.00%	0	0.00%	534	97.80%	534	97.80%
	<b>Over Votes:</b>	0	0.00%	0	0.00%	0	0.00%	0	0.00%
	<b>Under Votes:</b>	0	0.00%	0	0.00%	12	2.20%	12	2.20%
<b>MAGISTRATE 7th Magisterial District, Vote For 1</b>									
	Terry M. HADLEY	0	0.00%	0	0.00%	349	46.78%	349	46.78%
	Michael W. BRYANT	0	0.00%	0	0.00%	33	4.42%	33	4.42%
	Stephen FOSTER	0	0.00%	0	0.00%	97	13.00%	97	13.00%
	Billy R. ROWE	0	0.00%	0	0.00%	267	35.79%	267	35.79%
	<b>Cast Votes:</b>	0	0.00%	0	0.00%	746	98.16%	746	98.16%
	<b>Over Votes:</b>	0	0.00%	0	0.00%	0	0.00%	0	0.00%
	<b>Under Votes:</b>	0	0.00%	0	0.00%	14	1.84%	14	1.84%
<b>UNITED STATES REPRESENTATIVE in CONGRESS 1st Congressional District, Vote For 1</b>									
	Paul WALKER	0	0.00%	0	0.00%	673	83.81%	673	83.81%
	Alonzo PENNINGTON	0	0.00%	0	0.00%	130	16.19%	130	16.19%
	<b>Cast Votes:</b>	0	0.00%	0	0.00%	803	82.44%	803	82.44%
	<b>Over Votes:</b>	0	0.00%	0	0.00%	0	0.00%	0	0.00%
	<b>Under Votes:</b>	0	0.00%	0	0.00%	171	17.56%	171	17.56%
<b>COUNTY JUDGE/EXECUTIVE, Vote For 1</b>									
	Michael Lee STEPHENS	0	0.00%	0	0.00%	642	66.46%	642	66.46%
	Brandon "BO" BIGGS	0	0.00%	0	0.00%	324	33.54%	324	33.54%
	<b>Cast Votes:</b>	0	0.00%	0	0.00%	966	99.18%	966	99.18%
	<b>Over Votes:</b>	0	0.00%	0	0.00%	0	0.00%	0	0.00%
	<b>Under Votes:</b>	0	0.00%	0	0.00%	8	0.82%	8	0.82%
<b>JUSTICE of the SUPREME COURT 3rd Supreme Court District, Vote For 1</b>									
	Dan BALLOU	0	0.00%	0	0.00%	1,406	34.15%	1,406	34.15%
	Debra Hembree LAMBERT	0	0.00%	0	0.00%	2,181	52.98%	2,181	52.98%
	David TAPP	0	0.00%	0	0.00%	530	12.87%	530	12.87%
	<b>Cast Votes:</b>	0	0.00%	0	0.00%	4,117	79.97%	4,117	79.97%
	<b>Over Votes:</b>	0	0.00%	0	0.00%	0	0.00%	0	0.00%
	<b>Under Votes:</b>	0	0.00%	0	0.00%	1,031	20.03%	1,031	20.03%

**RECEIVED**  
**JUN 07 2018**

Auto Board of Elections

Total

**Cumulative Report — Unofficial**  
**PRIMARY ELECTION HELD ON — OFFICIAL BALLOT FOR ADAIR COUNTY — May 22, 2018**

Total Number of Voters : 5,148 of 0 = 0.00%

Precincts Reporting 17 of 17 = 100.00%

Party	Candidate	Absentee	Early	Election	Total
<b>COMMONWEALTH'S ATTORNEY 29th Judicial Circuit, Vote For 1</b>					
	Roger P. ELLIOTT	0 0.00%	0 0.00%	1,223 33.09%	1,223 33.09%
	Brian WRIGHT	0 0.00%	0 0.00%	2,473 66.91%	2,473 66.91%
	<b>Cast Votes:</b>	0 0.00%	0 0.00%	3,696 89.93%	3,696 89.93%
	<b>Over Votes:</b>	0 0.00%	0 0.00%	0 0.00%	0 0.00%
	<b>Under Votes:</b>	0 0.00%	0 0.00%	414 10.07%	414 10.07%
<b>PROPERTY VALUATION ADMINISTRATOR, Vote For 1</b>					
	Jeffrey Scott NEAT	0 0.00%	0 0.00%	1,545 40.64%	1,545 40.64%
	Jordan A. BURTON	0 0.00%	0 0.00%	654 17.20%	654 17.20%
	Ken HILL	0 0.00%	0 0.00%	1,399 36.80%	1,399 36.80%
	Paul W. TURNER	0 0.00%	0 0.00%	204 5.37%	204 5.37%
	<b>Cast Votes:</b>	0 0.00%	0 0.00%	3,802 92.51%	3,802 92.51%
	<b>Over Votes:</b>	0 0.00%	0 0.00%	1 0.02%	1 0.02%
	<b>Under Votes:</b>	0 0.00%	0 0.00%	307 7.47%	307 7.47%
<b>COUNTY JUDGE/EXECUTIVE, Vote For 1</b>					
	Gale Burris COWAN	0 0.00%	0 0.00%	2,152 56.34%	2,152 56.34%
	Larry Russell BRYANT	0 0.00%	0 0.00%	1,668 43.66%	1,668 43.66%
	<b>Cast Votes:</b>	0 0.00%	0 0.00%	3,820 92.94%	3,820 92.94%
	<b>Over Votes:</b>	0 0.00%	0 0.00%	0 0.00%	0 0.00%
	<b>Under Votes:</b>	0 0.00%	0 0.00%	290 7.06%	290 7.06%
<b>COUNTY CLERK, Vote For 1</b>					
	Donna G. HADLEY	0 0.00%	0 0.00%	361 9.20%	361 9.20%
	Lisa GREER	0 0.00%	0 0.00%	3,563 90.80%	3,563 90.80%
	<b>Cast Votes:</b>	0 0.00%	0 0.00%	3,924 95.47%	3,924 95.47%
	<b>Over Votes:</b>	0 0.00%	0 0.00%	0 0.00%	0 0.00%
	<b>Under Votes:</b>	0 0.00%	0 0.00%	186 4.53%	186 4.53%
<b>SHERIFF, Vote For 1</b>					
	Josh BROCKMAN	0 0.00%	0 0.00%	3,151 79.73%	3,151 79.73%
	Dallas LUTTRELL	0 0.00%	0 0.00%	801 20.27%	801 20.27%
	<b>Cast Votes:</b>	0 0.00%	0 0.00%	3,952 96.16%	3,952 96.16%
	<b>Over Votes:</b>	0 0.00%	0 0.00%	0 0.00%	0 0.00%
	<b>Under Votes:</b>	0 0.00%	0 0.00%	158 3.84%	158 3.84%

**Cumulative Report — Unofficial**  
**PRIMARY ELECTION HELD ON — OFFICIAL BALLOT FOR ADAIR COUNTY — May 22, 2018**

Total Number of Voters : 5,148 of 0 = 0.00%

Precincts Reporting 17 of 17 = 100.00%

Party	Candidate	Absentee		Early		Election		Total	
<b>JAILER, Vote For 1</b>									
	Buddy POWELL	0	0.00%	0	0.00%	1,150	28.95%	1,150	28.95%
	Joey WHITE	0	0.00%	0	0.00%	2,822	71.05%	2,822	71.05%
	<b>Cast Votes:</b>	0	0.00%	0	0.00%	3,972	96.64%	3,972	96.64%
	<b>Over Votes:</b>	0	0.00%	0	0.00%	0	0.00%	0	0.00%
	<b>Under Votes:</b>	0	0.00%	0	0.00%	138	3.36%	138	3.36%
<b>MAGISTRATE 1st Magisterial District, Vote For 1</b>									
	Terry SULLIVAN	0	0.00%	0	0.00%	47	7.56%	47	7.56%
	Dave THOMAS	0	0.00%	0	0.00%	35	5.63%	35	5.63%
	Tony DENTON	0	0.00%	0	0.00%	264	42.44%	264	42.44%
	Harold BURTON	0	0.00%	0	0.00%	276	44.37%	276	44.37%
	<b>Cast Votes:</b>	0	0.00%	0	0.00%	622	98.42%	622	98.42%
	<b>Over Votes:</b>	0	0.00%	0	0.00%	0	0.00%	0	0.00%
	<b>Under Votes:</b>	0	0.00%	0	0.00%	10	1.58%	10	1.58%
<b>MAGISTRATE 2nd Magisterial District, Vote For 1</b>									
	Daryl FLATT	0	0.00%	0	0.00%	244	53.28%	244	53.28%
	Doug CAMPBELL	0	0.00%	0	0.00%	214	46.72%	214	46.72%
	<b>Cast Votes:</b>	0	0.00%	0	0.00%	458	97.45%	458	97.45%
	<b>Over Votes:</b>	0	0.00%	0	0.00%	0	0.00%	0	0.00%
	<b>Under Votes:</b>	0	0.00%	0	0.00%	12	2.55%	12	2.55%
<b>CONSTABLE 2nd Magisterial District, Vote For 1</b>									
	Craig S. BENNETT	0	0.00%	0	0.00%	100	26.39%	100	26.39%
	David R. BARNETT	0	0.00%	0	0.00%	94	24.80%	94	24.80%
	Mark SELBY	0	0.00%	0	0.00%	185	48.81%	185	48.81%
	<b>Cast Votes:</b>	0	0.00%	0	0.00%	379	80.64%	379	80.64%
	<b>Over Votes:</b>	0	0.00%	0	0.00%	0	0.00%	0	0.00%
	<b>Under Votes:</b>	0	0.00%	0	0.00%	91	19.36%	91	19.36%
<b>MAGISTRATE 3rd Magisterial District, Vote For 1</b>									
	Philip NAFZIGER	0	0.00%	0	0.00%	70	14.49%	70	14.49%
	Sammy L. BAKER	0	0.00%	0	0.00%	413	85.51%	413	85.51%
	<b>Cast Votes:</b>	0	0.00%	0	0.00%	483	95.08%	483	95.08%
	<b>Over Votes:</b>	0	0.00%	0	0.00%	0	0.00%	0	0.00%
	<b>Under Votes:</b>	0	0.00%	0	0.00%	25	4.92%	25	4.92%

**Cumulative Report — Unofficial**  
**PRIMARY ELECTION HELD ON — OFFICIAL BALLOT FOR ADAIR COUNTY — May 22, 2018**

Total Number of Voters : 5,148 of 0 = 0.00%

Precincts Reporting 17 of 17 = 100.00%

Party	Candidate	Absentee		Early		Election		Total	
<b>CONSTABLE 3rd Magisterial District, Vote For 1</b>									
	Robert R. LOY	0	0.00%	0	0.00%	223	57.77%	223	57.77%
	Shannon ROWE	0	0.00%	0	0.00%	129	33.42%	129	33.42%
	John Lee CHICOINE	0	0.00%	0	0.00%	34	8.81%	34	8.81%
	<b>Cast Votes:</b>	0	0.00%	0	0.00%	386	75.98%	386	75.98%
	<b>Over Votes:</b>	0	0.00%	0	0.00%	0	0.00%	0	0.00%
	<b>Under Votes:</b>	0	0.00%	0	0.00%	122	24.02%	122	24.02%
<b>MAGISTRATE 4th Magisterial District, Vote For 1</b>									
	Ray FLUHR	0	0.00%	0	0.00%	27	4.83%	27	4.83%
	Sandra J. KERNS	0	0.00%	0	0.00%	54	9.66%	54	9.66%
	Chris REEDER	0	0.00%	0	0.00%	198	35.42%	198	35.42%
	Leighann Vanarsdale LOY	0	0.00%	0	0.00%	52	9.30%	52	9.30%
	Chris JANES	0	0.00%	0	0.00%	134	23.97%	134	23.97%
	Chris PENNINGTON	0	0.00%	0	0.00%	94	16.82%	94	16.82%
	<b>Cast Votes:</b>	0	0.00%	0	0.00%	559	97.73%	559	97.73%
	<b>Over Votes:</b>	0	0.00%	0	0.00%	1	0.17%	1	0.17%
	<b>Under Votes:</b>	0	0.00%	0	0.00%	12	2.10%	12	2.10%
<b>CONSTABLE 4th Magisterial District, Vote For 1</b>									
	Jeff DICKSON	0	0.00%	0	0.00%	337	68.64%	337	68.64%
	Ed WIGAL	0	0.00%	0	0.00%	154	31.36%	154	31.36%
	<b>Cast Votes:</b>	0	0.00%	0	0.00%	491	85.84%	491	85.84%
	<b>Over Votes:</b>	0	0.00%	0	0.00%	0	0.00%	0	0.00%
	<b>Under Votes:</b>	0	0.00%	0	0.00%	81	14.16%	81	14.16%
<b>CONSTABLE 5th Magisterial District, Vote For 1</b>									
	Tim BOTTOMS	0	0.00%	0	0.00%	342	64.29%	342	64.29%
	Kenneth "Kenny" DOWNEY	0	0.00%	0	0.00%	190	35.71%	190	35.71%
	<b>Cast Votes:</b>	0	0.00%	0	0.00%	532	85.53%	532	85.53%
	<b>Over Votes:</b>	0	0.00%	0	0.00%	0	0.00%	0	0.00%
	<b>Under Votes:</b>	0	0.00%	0	0.00%	90	14.47%	90	14.47%

**Cumulative Report — Unofficial**  
**PRIMARY ELECTION HELD ON — OFFICIAL BALLOT FOR ADAIR COUNTY — May 22, 2018**

Total Number of Voters : 5,148 of 0 = 0.00%

Precincts Reporting 17 of 17 = 100.00%

Party	Candidate	Absentee	Early	Election	Total
<b>MAGISTRATE 6th Magisterial District, Vote For 1</b>					
	Tony GABEHART JR.	0 0.00%	0 0.00%	164 30.71%	164 30.71%
	Daril SALYERS	0 0.00%	0 0.00%	168 31.46%	168 31.46%
	Greg CALDWELL	0 0.00%	0 0.00%	202 37.83%	202 37.83%
	<b>Cast Votes:</b>	0 0.00%	0 0.00%	534 97.80%	534 97.80%
	<b>Over Votes:</b>	0 0.00%	0 0.00%	0 0.00%	0 0.00%
	<b>Under Votes:</b>	0 0.00%	0 0.00%	12 2.20%	12 2.20%
<b>MAGISTRATE 7th Magisterial District, Vote For 1</b>					
	Terry M. HADLEY	0 0.00%	0 0.00%	349 46.78%	349 46.78%
	Michael W. BRYANT	0 0.00%	0 0.00%	33 4.42%	33 4.42%
	Stephen FOSTER	0 0.00%	0 0.00%	97 13.00%	97 13.00%
	Billy R. ROWE	0 0.00%	0 0.00%	267 35.79%	267 35.79%
	<b>Cast Votes:</b>	0 0.00%	0 0.00%	746 98.16%	746 98.16%
	<b>Over Votes:</b>	0 0.00%	0 0.00%	0 0.00%	0 0.00%
	<b>Under Votes:</b>	0 0.00%	0 0.00%	14 1.84%	14 1.84%
<b>UNITED STATES REPRESENTATIVE in CONGRESS 1st Congressional District, Vote For 1</b>					
	Paul WALKER	0 0.00%	0 0.00%	673 83.81%	673 83.81%
	Alonzo PENNINGTON	0 0.00%	0 0.00%	130 16.19%	130 16.19%
	<b>Cast Votes:</b>	0 0.00%	0 0.00%	803 82.44%	803 82.44%
	<b>Over Votes:</b>	0 0.00%	0 0.00%	0 0.00%	0 0.00%
	<b>Under Votes:</b>	0 0.00%	0 0.00%	171 17.56%	171 17.56%
<b>COUNTY JUDGE/EXECUTIVE, Vote For 1</b>					
	Michael Lee STEPHENS	0 0.00%	0 0.00%	642 66.46%	642 66.46%
	Brandon "BO" BIGGS	0 0.00%	0 0.00%	324 33.54%	324 33.54%
	<b>Cast Votes:</b>	0 0.00%	0 0.00%	966 99.18%	966 99.18%
	<b>Over Votes:</b>	0 0.00%	0 0.00%	0 0.00%	0 0.00%
	<b>Under Votes:</b>	0 0.00%	0 0.00%	8 0.82%	8 0.82%
<b>JUSTICE of the SUPREME COURT 3rd Supreme Court District, Vote For 1</b>					
	Dan BALLOU	0 0.00%	0 0.00%	1,406 34.15%	1,406 34.15%
	Debra Hembree LAMBERT	0 0.00%	0 0.00%	2,181 52.98%	2,181 52.98%
	David TAPP	0 0.00%	0 0.00%	530 12.87%	530 12.87%
	<b>Cast Votes:</b>	0 0.00%	0 0.00%	4,117 79.97%	4,117 79.97%
	<b>Over Votes:</b>	0 0.00%	0 0.00%	0 0.00%	0 0.00%
	<b>Under Votes:</b>	0 0.00%	0 0.00%	1,031 20.03%	1,031 20.03%

**Precinct Report — Unofficial** *White Oak*  
**PRIMARY ELECTION HELD ON — OFFICIAL BALLOT FOR ADAIR COUNTY — May 22, 2018**

Total Number of Voters : 2,575 of 0 = 0.00%

Precincts Reporting 9 of 17 = 52.94%

Party	Candidate	Absentee		Early		Election		Total	
<b>Precinct A102 (Ballots Cast: 172) ✓</b>									
<b>COMMONWEALTH'S ATTORNEY 29th Judicial Circuit, Vote For 1</b>									
	Roger P. ELLIOTT	0	0.00%	0	0.00%	37	27.41%	37	27.41%
	Brian WRIGHT	0	0.00%	0	0.00%	98	72.59%	98	72.59%
	<b>Cast Votes:</b>	0	0.00%	0	0.00%	135	86.54%	135	86.54%
	<b>Over Votes:</b>	0	0.00%	0	0.00%	0	0.00%	0	0.00%
	<b>Under Votes:</b>	0	0.00%	0	0.00%	21	13.46%	21	13.46%
<b>PROPERTY VALUATION ADMINISTRATOR, Vote For 1</b>									
	Jeffrey Scott NEAT	0	0.00%	0	0.00%	63	45.00%	63	45.00%
	Jordan A. BURTON	0	0.00%	0	0.00%	20	14.29%	20	14.29%
	Ken HILL	0	0.00%	0	0.00%	51	36.43%	51	36.43%
	Paul W. TURNER	0	0.00%	0	0.00%	6	4.29%	6	4.29%
	<b>Cast Votes:</b>	0	0.00%	0	0.00%	140	89.74%	140	89.74%
	<b>Over Votes:</b>	0	0.00%	0	0.00%	1	0.64%	1	0.64%
	<b>Under Votes:</b>	0	0.00%	0	0.00%	15	9.62%	15	9.62%
<b>COUNTY JUDGE/EXECUTIVE, Vote For 1</b>									
	Gale Burris COWAN	0	0.00%	0	0.00%	82	55.41%	82	55.41%
	Larry Russell BRYANT	0	0.00%	0	0.00%	66	44.59%	66	44.59%
	<b>Cast Votes:</b>	0	0.00%	0	0.00%	148	94.87%	148	94.87%
	<b>Over Votes:</b>	0	0.00%	0	0.00%	0	0.00%	0	0.00%
	<b>Under Votes:</b>	0	0.00%	0	0.00%	8	5.13%	8	5.13%
<b>COUNTY CLERK, Vote For 1</b>									
	Donna G. HADLEY	0	0.00%	0	0.00%	16	10.74%	16	10.74%
	Lisa GREER	0	0.00%	0	0.00%	133	89.26%	133	89.26%
	<b>Cast Votes:</b>	0	0.00%	0	0.00%	149	95.51%	149	95.51%
	<b>Over Votes:</b>	0	0.00%	0	0.00%	0	0.00%	0	0.00%
	<b>Under Votes:</b>	0	0.00%	0	0.00%	7	4.49%	7	4.49%
<b>SHERIFF, Vote For 1</b>									
	Josh BROCKMAN	0	0.00%	0	0.00%	98	64.05%	98	64.05%
	Dallas LUTTRELL	0	0.00%	0	0.00%	55	35.95%	55	35.95%
	<b>Cast Votes:</b>	0	0.00%	0	0.00%	153	98.08%	153	98.08%
	<b>Over Votes:</b>	0	0.00%	0	0.00%	0	0.00%	0	0.00%
	<b>Under Votes:</b>	0	0.00%	0	0.00%	3	1.92%	3	1.92%
<b>JAILER, Vote For 1</b>									
	Buddy POWELL	0	0.00%	0	0.00%	41	27.52%	41	27.52%
	Joey WHITE	0	0.00%	0	0.00%	108	72.48%	108	72.48%
	<b>Cast Votes:</b>	0	0.00%	0	0.00%	149	95.51%	149	95.51%
	<b>Over Votes:</b>	0	0.00%	0	0.00%	0	0.00%	0	0.00%
	<b>Under Votes:</b>	0	0.00%	0	0.00%	7	4.49%	7	4.49%

Precinct Report — Unofficial

PRIMARY ELECTION HELD ON — OFFICIAL BALLOT FOR ADAIR COUNTY — May 22, 2018

Total Number of Voters : 2,575 of 0 = 0.00%

Party	Candidate	Absentee	Early	Election	Total
<b>Precinct A102 (Ballots Cast: 172)</b>					
<b>MAGISTRATE 1st Magisterial District, Vote For 1</b>					
	Terry SULLIVAN	0 0.00%	0 0.00%	16 10.46%	16 10.46%
	Dave THOMAS	0 0.00%	0 0.00%	3 1.96%	3 1.96%
	Tony DENTON	0 0.00%	0 0.00%	103 67.32%	103 67.32%
	Harold BURTON	0 0.00%	0 0.00%	31 20.26%	31 20.26%
	<b>Cast Votes:</b>	<b>0 0.00%</b>	<b>0 0.00%</b>	<b>153 98.08%</b>	<b>153 98.08%</b>
	<b>Over Votes:</b>	<b>0 0.00%</b>	<b>0 0.00%</b>	<b>0 0.00%</b>	<b>0 0.00%</b>
	<b>Under Votes:</b>	<b>0 0.00%</b>	<b>0 0.00%</b>	<b>3 1.92%</b>	<b>3 1.92%</b>
<b>UNITED STATES REPRESENTATIVE in CONGRESS 1st Congressional District, Vote For 1</b>					
	Paul WALKER	0 0.00%	0 0.00%	6 54.55%	6 54.55%
	Alonzo PENNINGTON	0 0.00%	0 0.00%	5 45.45%	5 45.45%
	<b>Cast Votes:</b>	<b>0 0.00%</b>	<b>0 0.00%</b>	<b>11 73.33%</b>	<b>11 73.33%</b>
	<b>Over Votes:</b>	<b>0 0.00%</b>	<b>0 0.00%</b>	<b>0 0.00%</b>	<b>0 0.00%</b>
	<b>Under Votes:</b>	<b>0 0.00%</b>	<b>0 0.00%</b>	<b>4 26.67%</b>	<b>4 26.67%</b>
<b>COUNTY JUDGE/EXECUTIVE, Vote For 1</b>					
	Michael Lee STEPHENS	0 0.00%	0 0.00%	10 66.67%	10 66.67%
	Brandon "BO" BIGGS	0 0.00%	0 0.00%	5 33.33%	5 33.33%
	<b>Cast Votes:</b>	<b>0 0.00%</b>	<b>0 0.00%</b>	<b>15 100.00%</b>	<b>15 100.00%</b>
	<b>Over Votes:</b>	<b>0 0.00%</b>	<b>0 0.00%</b>	<b>0 0.00%</b>	<b>0 0.00%</b>
	<b>Under Votes:</b>	<b>0 0.00%</b>	<b>0 0.00%</b>	<b>0 0.00%</b>	<b>0 0.00%</b>
<b>JUSTICE of the SUPREME COURT 3rd Supreme Court District, Vote For 1</b>					
	Dan BALLOU	0 0.00%	0 0.00%	41 32.03%	41 32.03%
	Debra Hembree LAMBERT	0 0.00%	0 0.00%	74 57.81%	74 57.81%
	David TAPP	0 0.00%	0 0.00%	13 10.16%	13 10.16%
	<b>Cast Votes:</b>	<b>0 0.00%</b>	<b>0 0.00%</b>	<b>128 74.42%</b>	<b>128 74.42%</b>
	<b>Over Votes:</b>	<b>0 0.00%</b>	<b>0 0.00%</b>	<b>0 0.00%</b>	<b>0 0.00%</b>
	<b>Under Votes:</b>	<b>0 0.00%</b>	<b>0 0.00%</b>	<b>44 25.58%</b>	<b>44 25.58%</b>

Precinct Report — Unofficial

Little Lake

PRIMARY ELECTION HELD ON — OFFICIAL BALLOT FOR ADAIR COUNTY — May 22, 2018

Total Number of Voters : 2,114 of 0 = 0.00%

Party	Candidate	Absentee	Early	Election	Total
<b>Precinct A105 (Ballots Cast: 241) ✓</b>					
<b>COMMONWEALTH'S ATTORNEY 29th Judicial Circuit, Vote For 1</b>					
	Roger P. ELLIOTT	0 0.00%	0 0.00%	74 36.82%	74 36.82%
	Brian WRIGHT	0 0.00%	0 0.00%	127 63.18%	127 63.18%
	<b>Cast Votes:</b>	0 0.00%	0 0.00%	201 93.49%	201 93.49%
	<b>Over Votes:</b>	0 0.00%	0 0.00%	0 0.00%	0 0.00%
	<b>Under Votes:</b>	0 0.00%	0 0.00%	14 6.51%	14 6.51%
<b>PROPERTY VALUATION ADMINISTRATOR, Vote For 1</b>					
	Jeffrey Scott NEAT	0 0.00%	0 0.00%	74 37.37%	74 37.37%
	Jordan A. BURTON	0 0.00%	0 0.00%	74 37.37%	74 37.37%
	Ken HILL	0 0.00%	0 0.00%	42 21.21%	42 21.21%
	Paul W. TURNER	0 0.00%	0 0.00%	8 4.04%	8 4.04%
	<b>Cast Votes:</b>	0 0.00%	0 0.00%	198 92.09%	198 92.09%
	<b>Over Votes:</b>	0 0.00%	0 0.00%	0 0.00%	0 0.00%
	<b>Under Votes:</b>	0 0.00%	0 0.00%	17 7.91%	17 7.91%
<b>COUNTY JUDGE/EXECUTIVE, Vote For 1</b>					
	Gale Burris COWAN	0 0.00%	0 0.00%	123 61.19%	123 61.19%
	Larry Russell BRYANT	0 0.00%	0 0.00%	78 38.81%	78 38.81%
	<b>Cast Votes:</b>	0 0.00%	0 0.00%	201 93.49%	201 93.49%
	<b>Over Votes:</b>	0 0.00%	0 0.00%	0 0.00%	0 0.00%
	<b>Under Votes:</b>	0 0.00%	0 0.00%	14 6.51%	14 6.51%
<b>COUNTY CLERK, Vote For 1</b>					
	Donna G. HADLEY	0 0.00%	0 0.00%	18 8.87%	18 8.87%
	Lisa GREER	0 0.00%	0 0.00%	185 91.13%	185 91.13%
	<b>Cast Votes:</b>	0 0.00%	0 0.00%	203 94.42%	203 94.42%
	<b>Over Votes:</b>	0 0.00%	0 0.00%	0 0.00%	0 0.00%
	<b>Under Votes:</b>	0 0.00%	0 0.00%	12 5.58%	12 5.58%
<b>SHERIFF, Vote For 1</b>					
	Josh BROCKMAN	0 0.00%	0 0.00%	150 73.17%	150 73.17%
	Dallas LUTTRELL	0 0.00%	0 0.00%	55 26.83%	55 26.83%
	<b>Cast Votes:</b>	0 0.00%	0 0.00%	205 95.35%	205 95.35%
	<b>Over Votes:</b>	0 0.00%	0 0.00%	0 0.00%	0 0.00%
	<b>Under Votes:</b>	0 0.00%	0 0.00%	10 4.65%	10 4.65%
<b>JAILER, Vote For 1</b>					
	Buddy POWELL	0 0.00%	0 0.00%	60 28.30%	60 28.30%
	Joey WHITE	0 0.00%	0 0.00%	152 71.70%	152 71.70%
	<b>Cast Votes:</b>	0 0.00%	0 0.00%	212 98.60%	212 98.60%
	<b>Over Votes:</b>	0 0.00%	0 0.00%	0 0.00%	0 0.00%
	<b>Under Votes:</b>	0 0.00%	0 0.00%	3 1.40%	3 1.40%



Precinct Report — Unofficial

PRIMARY ELECTION HELD ON — OFFICIAL BALLOT FOR ADAIR COUNTY — May 22, 2018

Total Number of Voters : 2,114 of 0 = 0.00%

Precincts Reporting 7 of 17 = 41.18%

Party	Candidate	Absentee	Early	Election	Total
<b>Precinct A105 (Ballots Cast: 241)</b>					
<b>MAGISTRATE 1st Magisterial District, Vote For 1</b>					
	Terry SULLIVAN	0 0.00%	0 0.00%	11 5.14%	11 5.14%
	Dave THOMAS	0 0.00%	0 0.00%	12 5.61%	12 5.61%
	Tony DENTON	0 0.00%	0 0.00%	61 28.50%	61 28.50%
	Harold BURTON	0 0.00%	0 0.00%	130 60.75%	130 60.75%
	<b>Cast Votes:</b>	0 0.00%	0 0.00%	214 99.53%	214 99.53%
	<b>Over Votes:</b>	0 0.00%	0 0.00%	0 0.00%	0 0.00%
	<b>Under Votes:</b>	0 0.00%	0 0.00%	1 0.47%	1 0.47%
<b>UNITED STATES REPRESENTATIVE in CONGRESS 1st Congressional District, Vote For 1</b>					
	Paul WALKER	0 0.00%	0 0.00%	18 94.74%	18 94.74%
	Alonzo PENNINGTON	0 0.00%	0 0.00%	1 5.26%	1 5.26%
	<b>Cast Votes:</b>	0 0.00%	0 0.00%	19 86.36%	19 86.36%
	<b>Over Votes:</b>	0 0.00%	0 0.00%	0 0.00%	0 0.00%
	<b>Under Votes:</b>	0 0.00%	0 0.00%	3 13.64%	3 13.64%
<b>COUNTY JUDGE/EXECUTIVE, Vote For 1</b>					
	Michael Lee STEPHENS	0 0.00%	0 0.00%	11 52.38%	11 52.38%
	Brandon "BO" BIGGS	0 0.00%	0 0.00%	10 47.62%	10 47.62%
	<b>Cast Votes:</b>	0 0.00%	0 0.00%	21 95.45%	21 95.45%
	<b>Over Votes:</b>	0 0.00%	0 0.00%	0 0.00%	0 0.00%
	<b>Under Votes:</b>	0 0.00%	0 0.00%	1 4.55%	1 4.55%
<b>JUSTICE of the SUPREME COURT 3rd Supreme Court District, Vote For 1</b>					
	Dan BALLOU	0 0.00%	0 0.00%	56 29.79%	56 29.79%
	Debra Hembree LAMBERT	0 0.00%	0 0.00%	103 54.79%	103 54.79%
	David TAPP	0 0.00%	0 0.00%	29 15.43%	29 15.43%
	<b>Cast Votes:</b>	0 0.00%	0 0.00%	188 78.01%	188 78.01%
	<b>Over Votes:</b>	0 0.00%	0 0.00%	0 0.00%	0 0.00%
	<b>Under Votes:</b>	0 0.00%	0 0.00%	53 21.99%	53 21.99%

**Precinct Report — Unofficial** HURT  
**PRIMARY ELECTION HELD ON — OFFICIAL BALLOT FOR ADAIR COUNTY — May 22, 2018**

Page 35 of 36

05/22/2018 06:44 PM

Precincts Reporting 6 of 17 = 35.29%

Total Number of Voters : 1,873 of 0 = 0.00%

Party	Candidate	Absentee	Early	Election	Total
<b>Precinct G102 (Ballots Cast: 500)</b>					
<b>COMMONWEALTH'S ATTORNEY 29th Judicial Circuit, Vote For 1</b>					
	Roger P. ELLIOTT	0 0.00%	0 0.00%	111 28.46%	111 28.46%
	Brian WRIGHT	0 0.00%	0 0.00%	279 71.54%	279 71.54%
	<b>Cast Votes:</b>	0 0.00%	0 0.00%	390 93.30%	390 93.30%
	<b>Over Votes:</b>	0 0.00%	0 0.00%	0 0.00%	0 0.00%
	<b>Under Votes:</b>	0 0.00%	0 0.00%	28 6.70%	28 6.70%
<b>PROPERTY VALUATION ADMINISTRATOR, Vote For 1</b>					
	Jeffrey Scott NEAT	0 0.00%	0 0.00%	140 35.62%	140 35.62%
	Jordan A. BURTON	0 0.00%	0 0.00%	107 27.23%	107 27.23%
	Ken HILL	0 0.00%	0 0.00%	129 32.82%	129 32.82%
	Paul W. TURNER	0 0.00%	0 0.00%	17 4.33%	17 4.33%
	<b>Cast Votes:</b>	0 0.00%	0 0.00%	393 94.02%	393 94.02%
	<b>Over Votes:</b>	0 0.00%	0 0.00%	0 0.00%	0 0.00%
	<b>Under Votes:</b>	0 0.00%	0 0.00%	25 5.98%	25 5.98%
<b>COUNTY JUDGE/EXECUTIVE, Vote For 1</b>					
	Gale Burris COWAN	0 0.00%	0 0.00%	244 61.00%	244 61.00%
	Larry Russell BRYANT	0 0.00%	0 0.00%	156 39.00%	156 39.00%
	<b>Cast Votes:</b>	0 0.00%	0 0.00%	400 95.69%	400 95.69%
	<b>Over Votes:</b>	0 0.00%	0 0.00%	0 0.00%	0 0.00%
	<b>Under Votes:</b>	0 0.00%	0 0.00%	18 4.31%	18 4.31%
<b>COUNTY CLERK, Vote For 1</b>					
	Donna G. HADLEY	0 0.00%	0 0.00%	40 9.85%	40 9.85%
	Lisa GREER	0 0.00%	0 0.00%	366 90.15%	366 90.15%
	<b>Cast Votes:</b>	0 0.00%	0 0.00%	406 97.13%	406 97.13%
	<b>Over Votes:</b>	0 0.00%	0 0.00%	0 0.00%	0 0.00%
	<b>Under Votes:</b>	0 0.00%	0 0.00%	12 2.87%	12 2.87%
<b>SHERIFF, Vote For 1</b>					
	Josh BROCKMAN	0 0.00%	0 0.00%	336 82.76%	336 82.76%
	Dallas LUTTRELL	0 0.00%	0 0.00%	70 17.24%	70 17.24%
	<b>Cast Votes:</b>	0 0.00%	0 0.00%	406 97.13%	406 97.13%
	<b>Over Votes:</b>	0 0.00%	0 0.00%	0 0.00%	0 0.00%
	<b>Under Votes:</b>	0 0.00%	0 0.00%	12 2.87%	12 2.87%
<b>JAILER, Vote For 1</b>					
	Buddy POWELL	0 0.00%	0 0.00%	114 27.87%	114 27.87%
	Joey WHITE	0 0.00%	0 0.00%	295 72.13%	295 72.13%
	<b>Cast Votes:</b>	0 0.00%	0 0.00%	409 97.85%	409 97.85%
	<b>Over Votes:</b>	0 0.00%	0 0.00%	0 0.00%	0 0.00%
	<b>Under Votes:</b>	0 0.00%	0 0.00%	9 2.15%	9 2.15%

**Precinct Report — Unofficial**  
**PRIMARY ELECTION HELD ON — OFFICIAL BALLOT FOR ADAIR COUNTY — May 22, 2018**

Total Number of Voters : 1,873 of 0 = 0.00%

Party	Candidate	Absentee		Early		Election		Total	
<b>Precinct G102 (Ballots Cast: 500)</b>									
<b>MAGISTRATE 7th Magisterial District, Vote For 1</b>									
	Terry M. HADLEY	0	0.00%	0	0.00%	203	49.39%	203	49.39%
	Michael W. BRYANT	0	0.00%	0	0.00%	27	6.57%	27	6.57%
	Stephen FOSTER	0	0.00%	0	0.00%	49	11.92%	49	11.92%
	Billy R. ROWE	0	0.00%	0	0.00%	132	32.12%	132	32.12%
	<b>Cast Votes:</b>	0	0.00%	0	0.00%	411	98.33%	411	98.33%
	<b>Over Votes:</b>	0	0.00%	0	0.00%	0	0.00%	0	0.00%
	<b>Under Votes:</b>	0	0.00%	0	0.00%	7	1.67%	7	1.67%
<b>UNITED STATES REPRESENTATIVE in CONGRESS 1st Congressional District, Vote For 1</b>									
	Paul WALKER	0	0.00%	0	0.00%	51	87.93%	51	87.93%
	Alonzo PENNINGTON	0	0.00%	0	0.00%	7	12.07%	7	12.07%
	<b>Cast Votes:</b>	0	0.00%	0	0.00%	58	77.33%	58	77.33%
	<b>Over Votes:</b>	0	0.00%	0	0.00%	0	0.00%	0	0.00%
	<b>Under Votes:</b>	0	0.00%	0	0.00%	17	22.67%	17	22.67%
<b>COUNTY JUDGE/EXECUTIVE, Vote For 1</b>									
	Michael Lee STEPHENS	0	0.00%	0	0.00%	49	66.22%	49	66.22%
	Brandon "BO" BIGGS	0	0.00%	0	0.00%	25	33.78%	25	33.78%
	<b>Cast Votes:</b>	0	0.00%	0	0.00%	74	98.67%	74	98.67%
	<b>Over Votes:</b>	0	0.00%	0	0.00%	0	0.00%	0	0.00%
	<b>Under Votes:</b>	0	0.00%	0	0.00%	1	1.33%	1	1.33%
<b>JUSTICE of the SUPREME COURT 3rd Supreme Court District, Vote For 1</b>									
	Dan BALLOU	0	0.00%	0	0.00%	135	33.33%	135	33.33%
	Debra Hembree LAMBERT	0	0.00%	0	0.00%	216	53.33%	216	53.33%
	David TAPP	0	0.00%	0	0.00%	54	13.33%	54	13.33%
	<b>Cast Votes:</b>	0	0.00%	0	0.00%	405	81.00%	405	81.00%
	<b>Over Votes:</b>	0	0.00%	0	0.00%	0	0.00%	0	0.00%
	<b>Under Votes:</b>	0	0.00%	0	0.00%	95	19.00%	95	19.00%

Precinct Report — Unofficial

MILLTOWN

PRIMARY ELECTION HELD ON — OFFICIAL BALLOT FOR ADAIR COUNTY — May 22, 2018

Total Number of Voters : 1,373 of 0 = 0.00%

Precincts Reporting 5 of 17 = 29.41%

Party	Candidate	Absentee	Early	Election	Total
<b>Precinct E101 (Ballots Cast: 307)</b>					
<b>COMMONWEALTH'S ATTORNEY 29th Judicial Circuit, Vote For 1</b>					
	Roger P. ELLIOTT	0 0.00%	0 0.00%	58 24.89%	58 24.89%
	Brian WRIGHT	0 0.00%	0 0.00%	175 75.11%	175 75.11%
	<b>Cast Votes:</b>	0 0.00%	0 0.00%	233 88.93%	233 88.93%
	<b>Over Votes:</b>	0 0.00%	0 0.00%	0 0.00%	0 0.00%
	<b>Under Votes:</b>	0 0.00%	0 0.00%	29 11.07%	29 11.07%
<b>PROPERTY VALUATION ADMINISTRATOR, Vote For 1</b>					
	Jeffrey Scott NEAT	0 0.00%	0 0.00%	96 39.18%	96 39.18%
	Jordan A. BURTON	0 0.00%	0 0.00%	38 15.51%	38 15.51%
	Ken HILL	0 0.00%	0 0.00%	98 40.00%	98 40.00%
	Paul W. TURNER	0 0.00%	0 0.00%	13 5.31%	13 5.31%
	<b>Cast Votes:</b>	0 0.00%	0 0.00%	245 93.51%	245 93.51%
	<b>Over Votes:</b>	0 0.00%	0 0.00%	0 0.00%	0 0.00%
	<b>Under Votes:</b>	0 0.00%	0 0.00%	17 6.49%	17 6.49%
<b>COUNTY JUDGE/EXECUTIVE, Vote For 1</b>					
	Gale Burris COWAN	0 0.00%	0 0.00%	172 68.53%	172 68.53%
	Larry Russell BRYANT	0 0.00%	0 0.00%	79 31.47%	79 31.47%
	<b>Cast Votes:</b>	0 0.00%	0 0.00%	251 95.80%	251 95.80%
	<b>Over Votes:</b>	0 0.00%	0 0.00%	0 0.00%	0 0.00%
	<b>Under Votes:</b>	0 0.00%	0 0.00%	11 4.20%	11 4.20%
<b>COUNTY CLERK, Vote For 1</b>					
	Donna G. HADLEY	0 0.00%	0 0.00%	15 6.12%	15 6.12%
	Lisa GREER	0 0.00%	0 0.00%	230 93.88%	230 93.88%
	<b>Cast Votes:</b>	0 0.00%	0 0.00%	245 93.51%	245 93.51%
	<b>Over Votes:</b>	0 0.00%	0 0.00%	0 0.00%	0 0.00%
	<b>Under Votes:</b>	0 0.00%	0 0.00%	17 6.49%	17 6.49%
<b>SHERIFF, Vote For 1</b>					
	Josh BROCKMAN	0 0.00%	0 0.00%	236 91.47%	236 91.47%
	Dallas LUTTRELL	0 0.00%	0 0.00%	22 8.53%	22 8.53%
	<b>Cast Votes:</b>	0 0.00%	0 0.00%	258 98.47%	258 98.47%
	<b>Over Votes:</b>	0 0.00%	0 0.00%	0 0.00%	0 0.00%
	<b>Under Votes:</b>	0 0.00%	0 0.00%	4 1.53%	4 1.53%
<b>JAILER, Vote For 1</b>					
	Buddy POWELL	0 0.00%	0 0.00%	103 40.08%	103 40.08%
	Joey WHITE	0 0.00%	0 0.00%	154 59.92%	154 59.92%
	<b>Cast Votes:</b>	0 0.00%	0 0.00%	257 98.09%	257 98.09%
	<b>Over Votes:</b>	0 0.00%	0 0.00%	0 0.00%	0 0.00%
	<b>Under Votes:</b>	0 0.00%	0 0.00%	5 1.91%	5 1.91%

Precinct Report — Unofficial

PRIMARY ELECTION HELD ON — OFFICIAL BALLOT FOR ADAIR COUNTY — May 22, 2018

Total Number of Voters : 1,373 of 0 = 0.00%

Party	Candidate	Absentee	Early	Election	Total
<b>Precinct E101 (Ballots Cast: 307)</b>					
<b>CONSTABLE 5th Magisterial District, Vote For 1</b>					
	Tim BOTTOMS	0 0.00%	0 0.00%	183 74.69%	183 74.69%
	Kenneth "Kenny" DOWNEY	0 0.00%	0 0.00%	62 25.31%	62 25.31%
	<b>Cast Votes:</b>	0 0.00%	0 0.00%	245 93.51%	245 93.51%
	<b>Over Votes:</b>	0 0.00%	0 0.00%	0 0.00%	0 0.00%
	<b>Under Votes:</b>	0 0.00%	0 0.00%	17 6.49%	17 6.49%
<b>UNITED STATES REPRESENTATIVE in CONGRESS 1st Congressional District, Vote For 1</b>					
	Paul WALKER	0 0.00%	0 0.00%	36 94.74%	36 94.74%
	Alonzo PENNINGTON	0 0.00%	0 0.00%	2 5.26%	2 5.26%
	<b>Cast Votes:</b>	0 0.00%	0 0.00%	38 86.36%	38 86.36%
	<b>Over Votes:</b>	0 0.00%	0 0.00%	0 0.00%	0 0.00%
	<b>Under Votes:</b>	0 0.00%	0 0.00%	6 13.64%	6 13.64%
<b>COUNTY JUDGE/EXECUTIVE, Vote For 1</b>					
	Michael Lee STEPHENS	0 0.00%	0 0.00%	28 63.64%	28 63.64%
	Brandon "BO" BIGGS	0 0.00%	0 0.00%	16 36.36%	16 36.36%
	<b>Cast Votes:</b>	0 0.00%	0 0.00%	44 100.00%	44 100.00%
	<b>Over Votes:</b>	0 0.00%	0 0.00%	0 0.00%	0 0.00%
	<b>Under Votes:</b>	0 0.00%	0 0.00%	0 0.00%	0 0.00%
<b>JUSTICE of the SUPREME COURT 3rd Supreme Court District, Vote For 1</b>					
	Dan BALLOU	0 0.00%	0 0.00%	90 37.50%	90 37.50%
	Debra Hembree LAMBERT	0 0.00%	0 0.00%	119 49.58%	119 49.58%
	David TAPP	0 0.00%	0 0.00%	31 12.92%	31 12.92%
	<b>Cast Votes:</b>	0 0.00%	0 0.00%	240 78.18%	240 78.18%
	<b>Over Votes:</b>	0 0.00%	0 0.00%	0 0.00%	0 0.00%
	<b>Under Votes:</b>	0 0.00%	0 0.00%	67 21.82%	67 21.82%

Precinct Report — Unofficial *Gradyville-Neil*

PRIMARY ELECTION HELD ON — OFFICIAL BALLOT FOR ADAIR COUNTY — May 22, 2018

Total Number of Voters : 3,160 of 0 = 0.00%

Precincts Reporting 11 of 17 = 64.71%

Party	Candidate	Absentee	Early	Election	Total
<b>Precinct D101 (Ballots Cast: 217) ✓</b>					
<b>COMMONWEALTH'S ATTORNEY 29th Judicial Circuit, Vote For 1</b>					
	Roger P. ELLIOTT	0 0.00%	0 0.00%	49 28.99%	49 28.99%
	Brian WRIGHT	0 0.00%	0 0.00%	120 71.01%	120 71.01%
	<b>Cast Votes:</b>	0 0.00%	0 0.00%	169 89.42%	169 89.42%
	<b>Over Votes:</b>	0 0.00%	0 0.00%	0 0.00%	0 0.00%
	<b>Under Votes:</b>	0 0.00%	0 0.00%	20 10.58%	20 10.58%
<b>PROPERTY VALUATION ADMINISTRATOR, Vote For 1</b>					
	Jeffrey Scott NEAT	0 0.00%	0 0.00%	67 39.18%	67 39.18%
	Jordan A. BURTON	0 0.00%	0 0.00%	22 12.87%	22 12.87%
	Ken HILL	0 0.00%	0 0.00%	70 40.94%	70 40.94%
	Paul W. TURNER	0 0.00%	0 0.00%	12 7.02%	12 7.02%
	<b>Cast Votes:</b>	0 0.00%	0 0.00%	171 90.48%	171 90.48%
	<b>Over Votes:</b>	0 0.00%	0 0.00%	0 0.00%	0 0.00%
	<b>Under Votes:</b>	0 0.00%	0 0.00%	18 9.52%	18 9.52%
<b>COUNTY JUDGE/EXECUTIVE, Vote For 1</b>					
	Gale Burris COWAN	0 0.00%	0 0.00%	97 55.75%	97 55.75%
	Larry Russell BRYANT	0 0.00%	0 0.00%	77 44.25%	77 44.25%
	<b>Cast Votes:</b>	0 0.00%	0 0.00%	174 92.06%	174 92.06%
	<b>Over Votes:</b>	0 0.00%	0 0.00%	0 0.00%	0 0.00%
	<b>Under Votes:</b>	0 0.00%	0 0.00%	15 7.94%	15 7.94%
<b>COUNTY CLERK, Vote For 1</b>					
	Donna G. HADLEY	0 0.00%	0 0.00%	22 12.15%	22 12.15%
	Lisa GREER	0 0.00%	0 0.00%	159 87.85%	159 87.85%
	<b>Cast Votes:</b>	0 0.00%	0 0.00%	181 95.77%	181 95.77%
	<b>Over Votes:</b>	0 0.00%	0 0.00%	0 0.00%	0 0.00%
	<b>Under Votes:</b>	0 0.00%	0 0.00%	8 4.23%	8 4.23%
<b>SHERIFF, Vote For 1</b>					
	Josh BROCKMAN	0 0.00%	0 0.00%	149 81.42%	149 81.42%
	Dallas LUTTRELL	0 0.00%	0 0.00%	34 18.58%	34 18.58%
	<b>Cast Votes:</b>	0 0.00%	0 0.00%	183 96.83%	183 96.83%
	<b>Over Votes:</b>	0 0.00%	0 0.00%	0 0.00%	0 0.00%
	<b>Under Votes:</b>	0 0.00%	0 0.00%	6 3.17%	6 3.17%
<b>JAILER, Vote For 1</b>					
	Buddy POWELL	0 0.00%	0 0.00%	42 23.86%	42 23.86%
	Joey WHITE	0 0.00%	0 0.00%	134 76.14%	134 76.14%
	<b>Cast Votes:</b>	0 0.00%	0 0.00%	176 93.12%	176 93.12%
	<b>Over Votes:</b>	0 0.00%	0 0.00%	0 0.00%	0 0.00%
	<b>Under Votes:</b>	0 0.00%	0 0.00%	13 6.88%	13 6.88%

Precinct Report — Unofficial

PRIMARY ELECTION HELD ON — OFFICIAL BALLOT FOR ADAIR COUNTY — May 22, 2018

Total Number of Voters : 3,160 of 0 = 0.00%

Party	Candidate	Absentee	Early	Election	Total
<b>Precinct D101 (Ballots Cast: 217)</b>					
<b>MAGISTRATE 4th Magisterial District, Vote For 1</b>					
	Ray FLUHR	0 0.00%	0 0.00%	20 10.87%	20 10.87%
	Sandra J. KERNS	0 0.00%	0 0.00%	37 20.11%	37 20.11%
	Chris REEDER	0 0.00%	0 0.00%	57 30.98%	57 30.98%
	Leighann Vanarsdale LOY	0 0.00%	0 0.00%	13 7.07%	13 7.07%
	Chris JANES	0 0.00%	0 0.00%	33 17.93%	33 17.93%
	Chris PENNINGTON	0 0.00%	0 0.00%	24 13.04%	24 13.04%
	<b>Cast Votes:</b>	0 0.00%	0 0.00%	184 97.35%	184 97.35%
	<b>Over Votes:</b>	0 0.00%	0 0.00%	0 0.00%	0 0.00%
	<b>Under Votes:</b>	0 0.00%	0 0.00%	5 2.65%	5 2.65%
<b>CONSTABLE 4th Magisterial District, Vote For 1</b>					
	Jeff DICKSON	0 0.00%	0 0.00%	117 71.78%	117 71.78%
	Ed WIGAL	0 0.00%	0 0.00%	46 28.22%	46 28.22%
	<b>Cast Votes:</b>	0 0.00%	0 0.00%	163 86.24%	163 86.24%
	<b>Over Votes:</b>	0 0.00%	0 0.00%	0 0.00%	0 0.00%
	<b>Under Votes:</b>	0 0.00%	0 0.00%	26 13.76%	26 13.76%
<b>UNITED STATES REPRESENTATIVE in CONGRESS 1st Congressional District, Vote For 1</b>					
	Paul WALKER	0 0.00%	0 0.00%	14 73.68%	14 73.68%
	Alonzo PENNINGTON	0 0.00%	0 0.00%	5 26.32%	5 26.32%
	<b>Cast Votes:</b>	0 0.00%	0 0.00%	19 76.00%	19 76.00%
	<b>Over Votes:</b>	0 0.00%	0 0.00%	0 0.00%	0 0.00%
	<b>Under Votes:</b>	0 0.00%	0 0.00%	6 24.00%	6 24.00%
<b>COUNTY JUDGE/EXECUTIVE, Vote For 1</b>					
	Michael Lee STEPHENS	0 0.00%	0 0.00%	17 68.00%	17 68.00%
	Brandon "BO" BIGGS	0 0.00%	0 0.00%	8 32.00%	8 32.00%
	<b>Cast Votes:</b>	0 0.00%	0 0.00%	25 100.00%	25 100.00%
	<b>Over Votes:</b>	0 0.00%	0 0.00%	0 0.00%	0 0.00%
	<b>Under Votes:</b>	0 0.00%	0 0.00%	0 0.00%	0 0.00%
<b>JUSTICE of the SUPREME COURT 3rd Supreme Court District, Vote For 1</b>					
	Dan BALLOU	0 0.00%	0 0.00%	65 38.46%	65 38.46%
	Debra Hembree LAMBERT	0 0.00%	0 0.00%	78 46.15%	78 46.15%
	David TAPP	0 0.00%	0 0.00%	26 15.38%	26 15.38%
	<b>Cast Votes:</b>	0 0.00%	0 0.00%	169 77.88%	169 77.88%
	<b>Over Votes:</b>	0 0.00%	0 0.00%	0 0.00%	0 0.00%
	<b>Under Votes:</b>	0 0.00%	0 0.00%	48 22.12%	48 22.12%

**Precinct Report — Unofficial**  
**PRIMARY ELECTION HELD ON — OFFICIAL BALLOT FOR ADAIR COUNTY — May 22, 2018**

*East Columbia*

Total Number of Voters : 2,403 of 0 = 0.00%

Party	Candidate	Absentee	Early	Election	Total
<b>Precinct B102 (Ballots Cast: 289)</b>					
<b>COMMONWEALTH'S ATTORNEY 29th Judicial Circuit, Vote For 1</b>					
	Roger P. ELLIOTT	0 0.00%	0 0.00%	66 33.50%	66 33.50%
	Brian WRIGHT	0 0.00%	0 0.00%	131 66.50%	131 66.50%
	<b>Cast Votes:</b>	0 0.00%	0 0.00%	197 91.20%	197 91.20%
	<b>Over Votes:</b>	0 0.00%	0 0.00%	0 0.00%	0 0.00%
	<b>Under Votes:</b>	0 0.00%	0 0.00%	19 8.80%	19 8.80%
<b>PROPERTY VALUATION ADMINISTRATOR, Vote For 1</b>					
	Jeffrey Scott NEAT	0 0.00%	0 0.00%	85 40.67%	85 40.67%
	Jordan A. BURTON	0 0.00%	0 0.00%	25 11.96%	25 11.96%
	Ken HILL	0 0.00%	0 0.00%	88 42.11%	88 42.11%
	Paul W. TURNER	0 0.00%	0 0.00%	11 5.26%	11 5.26%
	<b>Cast Votes:</b>	0 0.00%	0 0.00%	209 96.76%	209 96.76%
	<b>Over Votes:</b>	0 0.00%	0 0.00%	0 0.00%	0 0.00%
	<b>Under Votes:</b>	0 0.00%	0 0.00%	7 3.24%	7 3.24%
<b>COUNTY JUDGE/EXECUTIVE, Vote For 1</b>					
	Gale Burris COWAN	0 0.00%	0 0.00%	110 53.14%	110 53.14%
	Larry Russell BRYANT	0 0.00%	0 0.00%	97 46.86%	97 46.86%
	<b>Cast Votes:</b>	0 0.00%	0 0.00%	207 95.83%	207 95.83%
	<b>Over Votes:</b>	0 0.00%	0 0.00%	0 0.00%	0 0.00%
	<b>Under Votes:</b>	0 0.00%	0 0.00%	9 4.17%	9 4.17%
<b>COUNTY CLERK, Vote For 1</b>					
	Donna G. HADLEY	0 0.00%	0 0.00%	22 10.58%	22 10.58%
	Lisa GREER	0 0.00%	0 0.00%	186 89.42%	186 89.42%
	<b>Cast Votes:</b>	0 0.00%	0 0.00%	208 96.30%	208 96.30%
	<b>Over Votes:</b>	0 0.00%	0 0.00%	0 0.00%	0 0.00%
	<b>Under Votes:</b>	0 0.00%	0 0.00%	8 3.70%	8 3.70%
<b>SHERIFF, Vote For 1</b>					
	Josh BROCKMAN	0 0.00%	0 0.00%	165 80.10%	165 80.10%
	Dallas LUTTRELL	0 0.00%	0 0.00%	41 19.90%	41 19.90%
	<b>Cast Votes:</b>	0 0.00%	0 0.00%	206 95.37%	206 95.37%
	<b>Over Votes:</b>	0 0.00%	0 0.00%	0 0.00%	0 0.00%
	<b>Under Votes:</b>	0 0.00%	0 0.00%	10 4.63%	10 4.63%
<b>JAILER, Vote For 1</b>					
	Buddy POWELL	0 0.00%	0 0.00%	68 32.38%	68 32.38%
	Joey WHITE	0 0.00%	0 0.00%	142 67.62%	142 67.62%
	<b>Cast Votes:</b>	0 0.00%	0 0.00%	210 97.22%	210 97.22%
	<b>Over Votes:</b>	0 0.00%	0 0.00%	0 0.00%	0 0.00%
	<b>Under Votes:</b>	0 0.00%	0 0.00%	6 2.78%	6 2.78%



**Precinct Report — Unofficial**  
**PRIMARY ELECTION HELD ON — OFFICIAL BALLOT FOR ADAIR COUNTY — May 22, 2018**

Total Number of Voters : 2,403 of 0 = 0.00%

Party	Candidate	Absentee	Early	Election	Total
<b>Precinct B102 (Ballots Cast: 289)</b>					
<b>MAGISTRATE 2nd Magisterial District, Vote For 1</b>					
	Daryl FLATT	0 0.00%	0 0.00%	115 55.02%	115 55.02%
	Doug CAMPBELL	0 0.00%	0 0.00%	94 44.98%	94 44.98%
	<b>Cast Votes:</b>	0 0.00%	0 0.00%	209 96.76%	209 96.76%
	<b>Over Votes:</b>	0 0.00%	0 0.00%	0 0.00%	0 0.00%
	<b>Under Votes:</b>	0 0.00%	0 0.00%	7 3.24%	7 3.24%
<b>CONSTABLE 2nd Magisterial District, Vote For 1</b>					
	Craig S. BENNETT	0 0.00%	0 0.00%	59 33.91%	59 33.91%
	David R. BARNETT	0 0.00%	0 0.00%	31 17.82%	31 17.82%
	Mark SELBY	0 0.00%	0 0.00%	84 48.28%	84 48.28%
	<b>Cast Votes:</b>	0 0.00%	0 0.00%	174 80.56%	174 80.56%
	<b>Over Votes:</b>	0 0.00%	0 0.00%	0 0.00%	0 0.00%
	<b>Under Votes:</b>	0 0.00%	0 0.00%	42 19.44%	42 19.44%
<b>UNITED STATES REPRESENTATIVE in CONGRESS 1st Congressional District, Vote For 1</b>					
	Paul WALKER	0 0.00%	0 0.00%	51 85.00%	51 85.00%
	Alonzo PENNINGTON	0 0.00%	0 0.00%	9 15.00%	9 15.00%
	<b>Cast Votes:</b>	0 0.00%	0 0.00%	60 86.96%	60 86.96%
	<b>Over Votes:</b>	0 0.00%	0 0.00%	0 0.00%	0 0.00%
	<b>Under Votes:</b>	0 0.00%	0 0.00%	9 13.04%	9 13.04%
<b>COUNTY JUDGE/EXECUTIVE, Vote For 1</b>					
	Michael Lee STEPHENS	0 0.00%	0 0.00%	50 73.53%	50 73.53%
	Brandon "BO" BIGGS	0 0.00%	0 0.00%	18 26.47%	18 26.47%
	<b>Cast Votes:</b>	0 0.00%	0 0.00%	68 98.55%	68 98.55%
	<b>Over Votes:</b>	0 0.00%	0 0.00%	0 0.00%	0 0.00%
	<b>Under Votes:</b>	0 0.00%	0 0.00%	1 1.45%	1 1.45%
<b>JUSTICE of the SUPREME COURT 3rd Supreme Court District, Vote For 1</b>					
	Dan BALLOU	0 0.00%	0 0.00%	90 35.02%	90 35.02%
	Debra Hembree LAMBERT	0 0.00%	0 0.00%	145 56.42%	145 56.42%
	David TAPP	0 0.00%	0 0.00%	22 8.56%	22 8.56%
	<b>Cast Votes:</b>	0 0.00%	0 0.00%	257 88.93%	257 88.93%
	<b>Over Votes:</b>	0 0.00%	0 0.00%	0 0.00%	0 0.00%
	<b>Under Votes:</b>	0 0.00%	0 0.00%	32 11.07%	32 11.07%

**Precinct Report — Unofficial**  
**PRIMARY ELECTION HELD ON — OFFICIAL BALLOT FOR ADAIR COUNTY — May 22, 2018**

*Glenfork Nelson Rdg*

Page 17 of 36

05/22/2018 06:58 PM

Total Number of Voters : 2,943 of 0 = 0.00%

Precincts Reporting 10 of 17 = 58.82%

Party	Candidate	Absentee	Early	Election	Total
<b>Precinct C104 (Ballots Cast: 368)</b>					
<b>COMMONWEALTH'S ATTORNEY 29th Judicial Circuit, Vote For 1</b>					
	Roger P. ELLIOTT	0 0.00%	0 0.00%	95 35.98%	95 35.98%
	Brian WRIGHT	0 0.00%	0 0.00%	169 64.02%	169 64.02%
	<b>Cast Votes:</b>	0 0.00%	0 0.00%	264 89.80%	264 89.80%
	<b>Over Votes:</b>	0 0.00%	0 0.00%	0 0.00%	0 0.00%
	<b>Under Votes:</b>	0 0.00%	0 0.00%	30 10.20%	30 10.20%
<b>PROPERTY VALUATION ADMINISTRATOR, Vote For 1</b>					
	Jeffrey Scott NEAT	0 0.00%	0 0.00%	74 25.96%	74 25.96%
	Jordan A. BURTON	0 0.00%	0 0.00%	39 13.68%	39 13.68%
	Ken HILL	0 0.00%	0 0.00%	167 58.60%	167 58.60%
	Paul W. TURNER	0 0.00%	0 0.00%	5 1.75%	5 1.75%
	<b>Cast Votes:</b>	0 0.00%	0 0.00%	285 96.94%	285 96.94%
	<b>Over Votes:</b>	0 0.00%	0 0.00%	0 0.00%	0 0.00%
	<b>Under Votes:</b>	0 0.00%	0 0.00%	9 3.06%	9 3.06%
<b>COUNTY JUDGE/EXECUTIVE, Vote For 1</b>					
	Gale Burris COWAN	0 0.00%	0 0.00%	149 54.58%	149 54.58%
	Larry Russell BRYANT	0 0.00%	0 0.00%	124 45.42%	124 45.42%
	<b>Cast Votes:</b>	0 0.00%	0 0.00%	273 92.86%	273 92.86%
	<b>Over Votes:</b>	0 0.00%	0 0.00%	0 0.00%	0 0.00%
	<b>Under Votes:</b>	0 0.00%	0 0.00%	21 7.14%	21 7.14%
<b>COUNTY CLERK, Vote For 1</b>					
	Donna G. HADLEY	0 0.00%	0 0.00%	23 8.21%	23 8.21%
	Lisa GREER	0 0.00%	0 0.00%	257 91.79%	257 91.79%
	<b>Cast Votes:</b>	0 0.00%	0 0.00%	280 95.24%	280 95.24%
	<b>Over Votes:</b>	0 0.00%	0 0.00%	0 0.00%	0 0.00%
	<b>Under Votes:</b>	0 0.00%	0 0.00%	14 4.76%	14 4.76%
<b>SHERIFF, Vote For 1</b>					
	Josh BROCKMAN	0 0.00%	0 0.00%	223 78.80%	223 78.80%
	Dallas LUTTRELL	0 0.00%	0 0.00%	60 21.20%	60 21.20%
	<b>Cast Votes:</b>	0 0.00%	0 0.00%	283 96.26%	283 96.26%
	<b>Over Votes:</b>	0 0.00%	0 0.00%	0 0.00%	0 0.00%
	<b>Under Votes:</b>	0 0.00%	0 0.00%	11 3.74%	11 3.74%
<b>JAILER, Vote For 1</b>					
	Buddy POWELL	0 0.00%	0 0.00%	65 22.73%	65 22.73%
	Joey WHITE	0 0.00%	0 0.00%	221 77.27%	221 77.27%
	<b>Cast Votes:</b>	0 0.00%	0 0.00%	286 97.28%	286 97.28%
	<b>Over Votes:</b>	0 0.00%	0 0.00%	0 0.00%	0 0.00%
	<b>Under Votes:</b>	0 0.00%	0 0.00%	8 2.72%	8 2.72%

Precinct Report — Unofficial

PRIMARY ELECTION HELD ON — OFFICIAL BALLOT FOR ADAIR COUNTY — May 22, 2018

Total Number of Voters : 2,943 of 0 = 0.00%

Precincts Reporting 10 of 17 = 58.82%

Party	Candidate	Absentee	Early	Election	Total
<b>Precinct C104 (Ballots Cast: 368)</b>					
<b>MAGISTRATE 3rd Magisterial District, Vote For 1</b>					
	Philip NAFZIGER	0 0.00%	0 0.00%	47 16.61%	47 16.61%
	Sammy L. BAKER	0 0.00%	0 0.00%	236 83.39%	236 83.39%
	<b>Cast Votes:</b>	0 0.00%	0 0.00%	283 96.26%	283 96.26%
	<b>Over Votes:</b>	0 0.00%	0 0.00%	0 0.00%	0 0.00%
	<b>Under Votes:</b>	0 0.00%	0 0.00%	11 3.74%	11 3.74%
<b>CONSTABLE 3rd Magisterial District, Vote For 1</b>					
	Robert R. LOY	0 0.00%	0 0.00%	148 62.98%	148 62.98%
	Shannon ROWE	0 0.00%	0 0.00%	70 29.79%	70 29.79%
	John Lee CHICOINE	0 0.00%	0 0.00%	17 7.23%	17 7.23%
	<b>Cast Votes:</b>	0 0.00%	0 0.00%	235 79.93%	235 79.93%
	<b>Over Votes:</b>	0 0.00%	0 0.00%	0 0.00%	0 0.00%
	<b>Under Votes:</b>	0 0.00%	0 0.00%	59 20.07%	59 20.07%
<b>UNITED STATES REPRESENTATIVE in CONGRESS 1st Congressional District, Vote For 1</b>					
	Paul WALKER	0 0.00%	0 0.00%	50 89.29%	50 89.29%
	Alonzo PENNINGTON	0 0.00%	0 0.00%	6 10.71%	6 10.71%
	<b>Cast Votes:</b>	0 0.00%	0 0.00%	56 78.87%	56 78.87%
	<b>Over Votes:</b>	0 0.00%	0 0.00%	0 0.00%	0 0.00%
	<b>Under Votes:</b>	0 0.00%	0 0.00%	15 21.13%	15 21.13%
<b>COUNTY JUDGE/EXECUTIVE, Vote For 1</b>					
	Michael Lee STEPHENS	0 0.00%	0 0.00%	47 66.20%	47 66.20%
	Brandon "BO" BIGGS	0 0.00%	0 0.00%	24 33.80%	24 33.80%
	<b>Cast Votes:</b>	0 0.00%	0 0.00%	71 100.00%	71 100.00%
	<b>Over Votes:</b>	0 0.00%	0 0.00%	0 0.00%	0 0.00%
	<b>Under Votes:</b>	0 0.00%	0 0.00%	0 0.00%	0 0.00%
<b>JUSTICE of the SUPREME COURT 3rd Supreme Court District, Vote For 1</b>					
	Dan BALLOU	0 0.00%	0 0.00%	87 30.21%	87 30.21%
	Debra Hembree LAMBERT	0 0.00%	0 0.00%	144 50.00%	144 50.00%
	David TAPP	0 0.00%	0 0.00%	57 19.79%	57 19.79%
	<b>Cast Votes:</b>	0 0.00%	0 0.00%	288 78.26%	288 78.26%
	<b>Over Votes:</b>	0 0.00%	0 0.00%	0 0.00%	0 0.00%
	<b>Under Votes:</b>	0 0.00%	0 0.00%	80 21.74%	80 21.74%

**Precinct Report — Unofficial** *Cane Valley Holmes* ✓  
**PRIMARY ELECTION HELD ON — OFFICIAL BALLOT FOR ADAIR COUNTY — May 22, 2018**

Total Number of Voters : 4,305 of 0 = 0.00%

Party	Candidate	Absentee	Early	Election	Total
<b>Precinct F101 (Ballots Cast: 454)</b>					
<b>COMMONWEALTH'S ATTORNEY 29th Judicial Circuit, Vote For 1</b>					
	Roger P. ELLIOTT	0	0	102	102
	Brian WRIGHT	0	0	182	182
	<b>Cast Votes:</b>	0	0	284	284
	<b>Over Votes:</b>	0	0	0	0
	<b>Under Votes:</b>	0	0	43	43
<b>PROPERTY VALUATION ADMINISTRATOR, Vote For 1</b>					
	Jeffrey Scott NEAT	0	0	149	149
	Jordan A. BURTON	0	0	43	43
	Ken HILL	0	0	88	88
	Paul W. TURNER	0	0	16	16
	<b>Cast Votes:</b>	0	0	296	296
	<b>Over Votes:</b>	0	0	0	0
	<b>Under Votes:</b>	0	0	31	31
<b>COUNTY JUDGE/EXECUTIVE, Vote For 1</b>					
	Gale Burris COWAN	0	0	186	186
	Larry Russell BRYANT	0	0	124	124
	<b>Cast Votes:</b>	0	0	310	310
	<b>Over Votes:</b>	0	0	0	0
	<b>Under Votes:</b>	0	0	17	17
<b>COUNTY CLERK, Vote For 1</b>					
	Donna G. HADLEY	0	0	29	29
	Lisa GREER	0	0	284	284
	<b>Cast Votes:</b>	0	0	313	313
	<b>Over Votes:</b>	0	0	0	0
	<b>Under Votes:</b>	0	0	14	14
<b>SHERIFF, Vote For 1</b>					
	Josh BROCKMAN	0	0	262	262
	Dallas LUTTRELL	0	0	55	55
	<b>Cast Votes:</b>	0	0	317	317
	<b>Over Votes:</b>	0	0	0	0
	<b>Under Votes:</b>	0	0	10	10
<b>JAILER, Vote For 1</b>					
	Buddy POWELL	0	0	78	78
	Joey WHITE	0	0	241	241
	<b>Cast Votes:</b>	0	0	319	319
	<b>Over Votes:</b>	0	0	0	0
	<b>Under Votes:</b>	0	0	8	8

Precinct Report — Unofficial

PRIMARY ELECTION HELD ON — OFFICIAL BALLOT FOR ADAIR COUNTY — May 22, 2018

Total Number of Voters : 4,305 of 0 = 0.00%

Party	Candidate	Absentee	Early	Election	Total
<b>Precinct F101 (Ballots Cast: 454)</b>					
<b>MAGISTRATE 6th Magisterial District, Vote For 1</b>					
	Tony GABEHART JR.	0 0.00%	0 0.00%	43 13.52%	43 13.52%
	Daril SALYERS	0 0.00%	0 0.00%	104 32.70%	104 32.70%
	Greg CALDWELL	0 0.00%	0 0.00%	171 53.77%	171 53.77%
	<b>Cast Votes:</b>	0 0.00%	0 0.00%	318 97.25%	318 97.25%
	<b>Over Votes:</b>	0 0.00%	0 0.00%	0 0.00%	0 0.00%
	<b>Under Votes:</b>	0 0.00%	0 0.00%	9 2.75%	9 2.75%
<b>UNITED STATES REPRESENTATIVE in CONGRESS 1st Congressional District, Vote For 1</b>					
	Paul WALKER	0 0.00%	0 0.00%	86 85.15%	86 85.15%
	Alonzo PENNINGTON	0 0.00%	0 0.00%	15 14.85%	15 14.85%
	<b>Cast Votes:</b>	0 0.00%	0 0.00%	101 80.80%	101 80.80%
	<b>Over Votes:</b>	0 0.00%	0 0.00%	0 0.00%	0 0.00%
	<b>Under Votes:</b>	0 0.00%	0 0.00%	24 19.20%	24 19.20%
<b>COUNTY JUDGE/EXECUTIVE, Vote For 1</b>					
	Michael Lee STEPHENS	0 0.00%	0 0.00%	79 63.20%	79 63.20%
	Brandon "BO" BIGGS	0 0.00%	0 0.00%	46 36.80%	46 36.80%
	<b>Cast Votes:</b>	0 0.00%	0 0.00%	125 100.00%	125 100.00%
	<b>Over Votes:</b>	0 0.00%	0 0.00%	0 0.00%	0 0.00%
	<b>Under Votes:</b>	0 0.00%	0 0.00%	0 0.00%	0 0.00%
<b>JUSTICE of the SUPREME COURT 3rd Supreme Court District, Vote For 1</b>					
	Dan BALLOU	0 0.00%	0 0.00%	126 35.20%	126 35.20%
	Debra Hembree LAMBERT	0 0.00%	0 0.00%	193 53.91%	193 53.91%
	David TAPP	0 0.00%	0 0.00%	39 10.89%	39 10.89%
	<b>Cast Votes:</b>	0 0.00%	0 0.00%	358 78.85%	358 78.85%
	<b>Over Votes:</b>	0 0.00%	0 0.00%	0 0.00%	0 0.00%
	<b>Under Votes:</b>	0 0.00%	0 0.00%	96 21.15%	96 21.15%

**Precinct Report — Unofficial** W. Columbia  
**PRIMARY ELECTION HELD ON — OFFICIAL BALLOT FOR ADAIR COUNTY — May 22, 2018**

Total Number of Voters : 3,851 of 0 = 0.00%

Precincts Reporting 13 of 17 = 76.47%

Party	Candidate	Absentee		Early		Election		Total	
<b>Precinct E104 (Ballots Cast: 427)</b>									
<b>COMMONWEALTH'S ATTORNEY 29th Judicial Circuit, Vote For 1</b>									
	Roger P. ELLIOTT	0	0.00%	0	0.00%	102	35.54%	102	35.54%
	Brian WRIGHT	0	0.00%	0	0.00%	185	64.46%	185	64.46%
	<b>Cast Votes:</b>	0	0.00%	0	0.00%	287	89.13%	287	89.13%
	<b>Over Votes:</b>	0	0.00%	0	0.00%	0	0.00%	0	0.00%
	<b>Under Votes:</b>	0	0.00%	0	0.00%	35	10.87%	35	10.87%
<b>PROPERTY VALUATION ADMINISTRATOR, Vote For 1</b>									
	Jeffrey Scott NEAT	0	0.00%	0	0.00%	132	44.15%	132	44.15%
	Jordan A. BURTON	0	0.00%	0	0.00%	32	10.70%	32	10.70%
	Ken HILL	0	0.00%	0	0.00%	120	40.13%	120	40.13%
	Paul W. TURNER	0	0.00%	0	0.00%	15	5.02%	15	5.02%
	<b>Cast Votes:</b>	0	0.00%	0	0.00%	299	92.86%	299	92.86%
	<b>Over Votes:</b>	0	0.00%	0	0.00%	0	0.00%	0	0.00%
	<b>Under Votes:</b>	0	0.00%	0	0.00%	23	7.14%	23	7.14%
<b>COUNTY JUDGE/EXECUTIVE, Vote For 1</b>									
	Gale Burris COWAN	0	0.00%	0	0.00%	162	54.73%	162	54.73%
	Larry Russell BRYANT	0	0.00%	0	0.00%	134	45.27%	134	45.27%
	<b>Cast Votes:</b>	0	0.00%	0	0.00%	296	91.93%	296	91.93%
	<b>Over Votes:</b>	0	0.00%	0	0.00%	0	0.00%	0	0.00%
	<b>Under Votes:</b>	0	0.00%	0	0.00%	26	8.07%	26	8.07%
<b>COUNTY CLERK, Vote For 1</b>									
	Donna G. HADLEY	0	0.00%	0	0.00%	28	9.06%	28	9.06%
	Lisa GREER	0	0.00%	0	0.00%	281	90.94%	281	90.94%
	<b>Cast Votes:</b>	0	0.00%	0	0.00%	309	95.96%	309	95.96%
	<b>Over Votes:</b>	0	0.00%	0	0.00%	0	0.00%	0	0.00%
	<b>Under Votes:</b>	0	0.00%	0	0.00%	13	4.04%	13	4.04%
<b>SHERIFF, Vote For 1</b>									
	Josh BROCKMAN	0	0.00%	0	0.00%	254	81.41%	254	81.41%
	Dallas LUTTRELL	0	0.00%	0	0.00%	58	18.59%	58	18.59%
	<b>Cast Votes:</b>	0	0.00%	0	0.00%	312	96.89%	312	96.89%
	<b>Over Votes:</b>	0	0.00%	0	0.00%	0	0.00%	0	0.00%
	<b>Under Votes:</b>	0	0.00%	0	0.00%	10	3.11%	10	3.11%
<b>JAILER, Vote For 1</b>									
	Buddy POWELL	0	0.00%	0	0.00%	86	27.04%	86	27.04%
	Joey WHITE	0	0.00%	0	0.00%	232	72.96%	232	72.96%
	<b>Cast Votes:</b>	0	0.00%	0	0.00%	318	98.76%	318	98.76%
	<b>Over Votes:</b>	0	0.00%	0	0.00%	0	0.00%	0	0.00%
	<b>Under Votes:</b>	0	0.00%	0	0.00%	4	1.24%	4	1.24%

Precinct Report — Unofficial

PRIMARY ELECTION HELD ON — OFFICIAL BALLOT FOR ADAIR COUNTY — May 22, 2018

Total Number of Voters : 3,851 of 0 = 0.00%

Precincts Reporting 13 of 17 = 76.47%

Party	Candidate	Absentee		Early		Election		Total	
<b>Precinct E104 (Ballots Cast: 427)</b>									
<b>CONSTABLE 5th Magisterial District, Vote For 1</b>									
	Tim BOTTOMS	0	0.00%	0	0.00%	138	54.76%	138	54.76%
	Kenneth "Kenny" DOWNEY	0	0.00%	0	0.00%	114	45.24%	114	45.24%
	<b>Cast Votes:</b>	0	0.00%	0	0.00%	252	78.26%	252	78.26%
	<b>Over Votes:</b>	0	0.00%	0	0.00%	0	0.00%	0	0.00%
	<b>Under Votes:</b>	0	0.00%	0	0.00%	70	21.74%	70	21.74%
<b>UNITED STATES REPRESENTATIVE in CONGRESS 1st Congressional District, Vote For 1</b>									
	Paul WALKER	0	0.00%	0	0.00%	60	77.92%	60	77.92%
	Alonzo PENNINGTON	0	0.00%	0	0.00%	17	22.08%	17	22.08%
	<b>Cast Votes:</b>	0	0.00%	0	0.00%	77	79.38%	77	79.38%
	<b>Over Votes:</b>	0	0.00%	0	0.00%	0	0.00%	0	0.00%
	<b>Under Votes:</b>	0	0.00%	0	0.00%	20	20.62%	20	20.62%
<b>COUNTY JUDGE/EXECUTIVE, Vote For 1</b>									
	Michael Lee STEPHENS	0	0.00%	0	0.00%	72	75.00%	72	75.00%
	Brandon "BO" BIGGS	0	0.00%	0	0.00%	24	25.00%	24	25.00%
	<b>Cast Votes:</b>	0	0.00%	0	0.00%	96	98.97%	96	98.97%
	<b>Over Votes:</b>	0	0.00%	0	0.00%	0	0.00%	0	0.00%
	<b>Under Votes:</b>	0	0.00%	0	0.00%	1	1.03%	1	1.03%
<b>JUSTICE of the SUPREME COURT 3rd Supreme Court District, Vote For 1</b>									
	Dan BALLOU	0	0.00%	0	0.00%	114	32.39%	114	32.39%
	Debra Hembree LAMBERT	0	0.00%	0	0.00%	200	56.82%	200	56.82%
	David TAPP	0	0.00%	0	0.00%	38	10.80%	38	10.80%
	<b>Cast Votes:</b>	0	0.00%	0	0.00%	352	82.44%	352	82.44%
	<b>Over Votes:</b>	0	0.00%	0	0.00%	0	0.00%	0	0.00%
	<b>Under Votes:</b>	0	0.00%	0	0.00%	75	17.56%	75	17.56%

**Precinct Report — Unofficial**  
**PRIMARY ELECTION HELD ON — OFFICIAL BALLOT FOR ADAIR COUNTY — May 22, 2018**

North ✓

Page 33 of 36

05/22/2018 07:10 PM

Precincts Reporting 16 of 17 = 94.12%

Total Number of Voters : 4,960 of 0 = 0.00%

Party	Candidate	Absentee	Early	Election	Total
<b>Precinct G101 (Ballots Cast: 393) - 5</b>					
<b>COMMONWEALTH'S ATTORNEY 29th Judicial Circuit, Vote For 1</b>					
	Roger P. ELLIOTT	0 0.00%	0 0.00%	86 31.62%	86 31.62%
	Brian WRIGHT	0 0.00%	0 0.00%	186 68.38%	186 68.38%
	<b>Cast Votes:</b>	0 0.00%	0 0.00%	272 90.97%	272 90.97%
	<b>Over Votes:</b>	0 0.00%	0 0.00%	0 0.00%	0 0.00%
	<b>Under Votes:</b>	0 0.00%	0 0.00%	27 9.03%	27 9.03%
<b>PROPERTY VALUATION ADMINISTRATOR, Vote For 1</b>					
	Jeffrey Scott NEAT	0 0.00%	0 0.00%	101 36.59%	101 36.59%
	Jordan A. BURTON	0 0.00%	0 0.00%	57 20.65%	57 20.65%
	Ken HILL	0 0.00%	0 0.00%	91 32.97%	91 32.97%
	Paul W. TURNER	0 0.00%	0 0.00%	27 9.78%	27 9.78%
	<b>Cast Votes:</b>	0 0.00%	0 0.00%	276 92.31%	276 92.31%
	<b>Over Votes:</b>	0 0.00%	0 0.00%	0 0.00%	0 0.00%
	<b>Under Votes:</b>	0 0.00%	0 0.00%	23 7.69%	23 7.69%
<b>COUNTY JUDGE/EXECUTIVE, Vote For 1</b>					
	Gale Burris COWAN	0 0.00%	0 0.00%	137 48.07%	137 48.07%
	Larry Russell BRYANT	0 0.00%	0 0.00%	148 51.93%	148 51.93%
	<b>Cast Votes:</b>	0 0.00%	0 0.00%	285 95.32%	285 95.32%
	<b>Over Votes:</b>	0 0.00%	0 0.00%	0 0.00%	0 0.00%
	<b>Under Votes:</b>	0 0.00%	0 0.00%	14 4.68%	14 4.68%
<b>COUNTY CLERK, Vote For 1</b>					
	Donna G. HADLEY	0 0.00%	0 0.00%	16 5.44%	16 5.44%
	Lisa GREER	0 0.00%	0 0.00%	278 94.56%	278 94.56%
	<b>Cast Votes:</b>	0 0.00%	0 0.00%	294 98.33%	294 98.33%
	<b>Over Votes:</b>	0 0.00%	0 0.00%	0 0.00%	0 0.00%
	<b>Under Votes:</b>	0 0.00%	0 0.00%	5 1.67%	5 1.67%
<b>SHERIFF, Vote For 1</b>					
	Josh BROCKMAN	0 0.00%	0 0.00%	244 84.43%	244 84.43%
	Dallas LUTTRELL	0 0.00%	0 0.00%	45 15.57%	45 15.57%
	<b>Cast Votes:</b>	0 0.00%	0 0.00%	289 96.66%	289 96.66%
	<b>Over Votes:</b>	0 0.00%	0 0.00%	0 0.00%	0 0.00%
	<b>Under Votes:</b>	0 0.00%	0 0.00%	10 3.34%	10 3.34%
<b>JAILER, Vote For 1</b>					
	Buddy POWELL	0 0.00%	0 0.00%	102 34.58%	102 34.58%
	Joey WHITE	0 0.00%	0 0.00%	193 65.42%	193 65.42%
	<b>Cast Votes:</b>	0 0.00%	0 0.00%	295 98.66%	295 98.66%
	<b>Over Votes:</b>	0 0.00%	0 0.00%	0 0.00%	0 0.00%
	<b>Under Votes:</b>	0 0.00%	0 0.00%	4 1.34%	4 1.34%



**Precinct Report — Unofficial**

**PRIMARY ELECTION HELD ON — OFFICIAL BALLOT FOR ADAIR COUNTY — May 22, 2018**

Page 34 of 36

05/22/2018 07:10 PM

Precincts Reporting 16 of 17 = 94.12%

Total Number of Voters : 4,960 of 0 = 0.00%

Party	Candidate	Absentee	Early	Election	Total
<b>Precinct G101 (Ballots Cast: 393)</b>					
<b>MAGISTRATE 7th Magisterial District, Vote For 1</b>					
	Terry M. HADLEY	0 0.00%	0 0.00%	122 41.64%	122 41.64%
	Michael W. BRYANT	0 0.00%	0 0.00%	6 2.05%	6 2.05%
	Stephen FOSTER	0 0.00%	0 0.00%	42 14.33%	42 14.33%
	Billy R. ROWE	0 0.00%	0 0.00%	123 41.98%	123 41.98%
	<b>Cast Votes:</b>	0 0.00%	0 0.00%	293 97.99%	293 97.99%
	<b>Over Votes:</b>	0 0.00%	0 0.00%	0 0.00%	0 0.00%
	<b>Under Votes:</b>	0 0.00%	0 0.00%	6 2.01%	6 2.01%
<b>UNITED STATES REPRESENTATIVE in CONGRESS 1st Congressional District, Vote For 1</b>					
	Paul WALKER	0 0.00%	0 0.00%	63 85.14%	63 85.14%
	Alonzo PENNINGTON	0 0.00%	0 0.00%	11 14.86%	11 14.86%
	<b>Cast Votes:</b>	0 0.00%	0 0.00%	74 81.32%	74 81.32%
	<b>Over Votes:</b>	0 0.00%	0 0.00%	0 0.00%	0 0.00%
	<b>Under Votes:</b>	0 0.00%	0 0.00%	17 18.68%	17 18.68%
<b>COUNTY JUDGE/EXECUTIVE, Vote For 1</b>					
	Michael Lee STEPHENS	0 0.00%	0 0.00%	56 62.22%	56 62.22%
	Brandon "BO" BIGGS	0 0.00%	0 0.00%	34 37.78%	34 37.78%
	<b>Cast Votes:</b>	0 0.00%	0 0.00%	90 98.90%	90 98.90%
	<b>Over Votes:</b>	0 0.00%	0 0.00%	0 0.00%	0 0.00%
	<b>Under Votes:</b>	0 0.00%	0 0.00%	1 1.10%	1 1.10%
<b>JUSTICE of the SUPREME COURT 3rd Supreme Court District, Vote For 1</b>					
	Dan BALLOU	0 0.00%	0 0.00%	105 32.81%	105 32.81%
	Debra Hembree LAMBERT	0 0.00%	0 0.00%	168 52.50%	168 52.50%
	David TAPP	0 0.00%	0 0.00%	47 14.69%	47 14.69%
	<b>Cast Votes:</b>	0 0.00%	0 0.00%	320 81.42%	320 81.42%
	<b>Over Votes:</b>	0 0.00%	0 0.00%	0 0.00%	0 0.00%
	<b>Under Votes:</b>	0 0.00%	0 0.00%	73 18.58%	73 18.58%

Precinct Report — Unofficial

Spark - Brdg

PRIMARY ELECTION HELD ON — OFFICIAL BALLOT FOR ADAIR COUNTY — May 22, 2018

Total Number of Voters : 5,148 of 0 = 0.00%

Precincts Reporting 17 of 17 = 100.00%

Party	Candidate	Absentee	Early	Election	Total
<b>Precinct D103 (Ballots Cast: 188)</b>					
<b>COMMONWEALTH'S ATTORNEY 29th Judicial Circuit, Vote For 1</b>					
	Roger P. ELLIOTT	0 0.00%	0 0.00%	61 41.78%	61 41.78%
	Brian WRIGHT	0 0.00%	0 0.00%	85 58.22%	85 58.22%
	<b>Cast Votes:</b>	0 0.00%	0 0.00%	146 89.57%	146 89.57%
	<b>Over Votes:</b>	0 0.00%	0 0.00%	0 0.00%	0 0.00%
	<b>Under Votes:</b>	0 0.00%	0 0.00%	17 10.43%	17 10.43%
<b>PROPERTY VALUATION ADMINISTRATOR, Vote For 1</b>					
	Jeffrey Scott NEAT	0 0.00%	0 0.00%	54 35.53%	54 35.53%
	Jordan A. BURTON	0 0.00%	0 0.00%	16 10.53%	16 10.53%
	Ken HILL	0 0.00%	0 0.00%	68 44.74%	68 44.74%
	Paul W. TURNER	0 0.00%	0 0.00%	14 9.21%	14 9.21%
	<b>Cast Votes:</b>	0 0.00%	0 0.00%	152 93.25%	152 93.25%
	<b>Over Votes:</b>	0 0.00%	0 0.00%	0 0.00%	0 0.00%
	<b>Under Votes:</b>	0 0.00%	0 0.00%	11 6.75%	11 6.75%
<b>COUNTY JUDGE/EXECUTIVE, Vote For 1</b>					
	Gale Burris COWAN	0 0.00%	0 0.00%	94 63.51%	94 63.51%
	Larry Russell BRYANT	0 0.00%	0 0.00%	54 36.49%	54 36.49%
	<b>Cast Votes:</b>	0 0.00%	0 0.00%	148 90.80%	148 90.80%
	<b>Over Votes:</b>	0 0.00%	0 0.00%	0 0.00%	0 0.00%
	<b>Under Votes:</b>	0 0.00%	0 0.00%	15 9.20%	15 9.20%
<b>COUNTY CLERK, Vote For 1</b>					
	Donna G. HADLEY	0 0.00%	0 0.00%	17 11.04%	17 11.04%
	Lisa GREER	0 0.00%	0 0.00%	137 88.96%	137 88.96%
	<b>Cast Votes:</b>	0 0.00%	0 0.00%	154 94.48%	154 94.48%
	<b>Over Votes:</b>	0 0.00%	0 0.00%	0 0.00%	0 0.00%
	<b>Under Votes:</b>	0 0.00%	0 0.00%	9 5.52%	9 5.52%
<b>SHERIFF, Vote For 1</b>					
	Josh BROCKMAN	0 0.00%	0 0.00%	124 80.00%	124 80.00%
	Dallas LUTTRELL	0 0.00%	0 0.00%	31 20.00%	31 20.00%
	<b>Cast Votes:</b>	0 0.00%	0 0.00%	155 95.09%	155 95.09%
	<b>Over Votes:</b>	0 0.00%	0 0.00%	0 0.00%	0 0.00%
	<b>Under Votes:</b>	0 0.00%	0 0.00%	8 4.91%	8 4.91%
<b>JAILER, Vote For 1</b>					
	Buddy POWELL	0 0.00%	0 0.00%	46 29.68%	46 29.68%
	Joey WHITE	0 0.00%	0 0.00%	109 70.32%	109 70.32%
	<b>Cast Votes:</b>	0 0.00%	0 0.00%	155 95.09%	155 95.09%
	<b>Over Votes:</b>	0 0.00%	0 0.00%	0 0.00%	0 0.00%
	<b>Under Votes:</b>	0 0.00%	0 0.00%	8 4.91%	8 4.91%

**Precinct Report — Unofficial**  
**PRIMARY ELECTION HELD ON — OFFICIAL BALLOT FOR ADAIR COUNTY — May 22, 2018**

Page 22 of 36

05/22/2018 07:11 PM

Precincts Reporting 17 of 17 = 100.00%

Total Number of Voters : 5,148 of 0 = 0.00%

Party	Candidate	Absentee		Early		Election		Total	
<b>Precinct D103 (Ballots Cast: 188)</b>									
<b>MAGISTRATE 4th Magisterial District, Vote For 1</b>									
	Ray FLUHR	0	0.00%	0	0.00%	0	0.00%	0	0.00%
	Sandra J. KERNS	0	0.00%	0	0.00%	5	3.07%	5	3.07%
	Chris REEDER	0	0.00%	0	0.00%	45	27.61%	45	27.61%
	Leighann Vanarsdale LOY	0	0.00%	0	0.00%	10	6.13%	10	6.13%
	Chris JANES	0	0.00%	0	0.00%	59	36.20%	59	36.20%
	Chris PENNINGTON	0	0.00%	0	0.00%	44	26.99%	44	26.99%
	<b>Cast Votes:</b>	0	0.00%	0	0.00%	163	100.00%	163	100.00%
	<b>Over Votes:</b>	0	0.00%	0	0.00%	0	0.00%	0	0.00%
	<b>Under Votes:</b>	0	0.00%	0	0.00%	0	0.00%	0	0.00%
<b>CONSTABLE 4th Magisterial District, Vote For 1</b>									
	Jeff DICKSON	0	0.00%	0	0.00%	114	75.00%	114	75.00%
	Ed WIGAL	0	0.00%	0	0.00%	38	25.00%	38	25.00%
	<b>Cast Votes:</b>	0	0.00%	0	0.00%	152	93.25%	152	93.25%
	<b>Over Votes:</b>	0	0.00%	0	0.00%	0	0.00%	0	0.00%
	<b>Under Votes:</b>	0	0.00%	0	0.00%	11	6.75%	11	6.75%
<b>UNITED STATES REPRESENTATIVE in CONGRESS 1st Congressional District, Vote For 1</b>									
	Paul WALKER	0	0.00%	0	0.00%	15	88.24%	15	88.24%
	Alonzo PENNINGTON	0	0.00%	0	0.00%	2	11.76%	2	11.76%
	<b>Cast Votes:</b>	0	0.00%	0	0.00%	17	77.27%	17	77.27%
	<b>Over Votes:</b>	0	0.00%	0	0.00%	0	0.00%	0	0.00%
	<b>Under Votes:</b>	0	0.00%	0	0.00%	5	22.73%	5	22.73%
<b>COUNTY JUDGE/EXECUTIVE, Vote For 1</b>									
	Michael Lee STEPHENS	0	0.00%	0	0.00%	17	77.27%	17	77.27%
	Brandon "BO" BIGGS	0	0.00%	0	0.00%	5	22.73%	5	22.73%
	<b>Cast Votes:</b>	0	0.00%	0	0.00%	22	100.00%	22	100.00%
	<b>Over Votes:</b>	0	0.00%	0	0.00%	0	0.00%	0	0.00%
	<b>Under Votes:</b>	0	0.00%	0	0.00%	0	0.00%	0	0.00%
<b>JUSTICE of the SUPREME COURT 3rd Supreme Court District, Vote For 1</b>									
	Dan BALLOU	0	0.00%	0	0.00%	52	33.99%	52	33.99%
	Debra Hembree LAMBERT	0	0.00%	0	0.00%	78	50.98%	78	50.98%
	David TAPP	0	0.00%	0	0.00%	23	15.03%	23	15.03%
	<b>Cast Votes:</b>	0	0.00%	0	0.00%	153	81.38%	153	81.38%
	<b>Over Votes:</b>	0	0.00%	0	0.00%	0	0.00%	0	0.00%
	<b>Under Votes:</b>	0	0.00%	0	0.00%	35	18.62%	35	18.62%

Precinct Report — Unofficial

OZARK

PRIMARY ELECTION HELD ON — OFFICIAL BALLOT FOR ADAIR COUNTY — May 22, 2018

Total Number of Voters : 811 of 0 = 0.00%

Precincts Reporting 3 of 17 = 17.65%

Party	Candidate	Absentee		Early		Election		Total	
<b>Precinct B104 (Ballots Cast: 277) ✓</b>									
<b>COMMONWEALTH'S ATTORNEY 29th Judicial Circuit, Vote For 1</b>									
	Roger P. ELLIOTT	0	0.00%	0	0.00%	81	36.65%	81	36.65%
	Brian WRIGHT	0	0.00%	0	0.00%	140	63.35%	140	63.35%
	<b>Cast Votes:</b>	0	0.00%	0	0.00%	221	95.26%	221	95.26%
	<b>Over Votes:</b>	0	0.00%	0	0.00%	0	0.00%	0	0.00%
	<b>Under Votes:</b>	0	0.00%	0	0.00%	11	4.74%	11	4.74%
<b>PROPERTY VALUATION ADMINISTRATOR, Vote For 1</b>									
	Jeffrey Scott NEAT	0	0.00%	0	0.00%	88	40.00%	88	40.00%
	Jordan A. BURTON	0	0.00%	0	0.00%	30	13.64%	30	13.64%
	Ken HILL	0	0.00%	0	0.00%	88	40.00%	88	40.00%
	Paul W. TURNER	0	0.00%	0	0.00%	14	6.36%	14	6.36%
	<b>Cast Votes:</b>	0	0.00%	0	0.00%	220	94.83%	220	94.83%
	<b>Over Votes:</b>	0	0.00%	0	0.00%	0	0.00%	0	0.00%
	<b>Under Votes:</b>	0	0.00%	0	0.00%	12	5.17%	12	5.17%
<b>COUNTY JUDGE/EXECUTIVE, Vote For 1</b>									
	Gale Burris COWAN	0	0.00%	0	0.00%	114	51.82%	114	51.82%
	Larry Russell BRYANT	0	0.00%	0	0.00%	106	48.18%	106	48.18%
	<b>Cast Votes:</b>	0	0.00%	0	0.00%	220	94.83%	220	94.83%
	<b>Over Votes:</b>	0	0.00%	0	0.00%	0	0.00%	0	0.00%
	<b>Under Votes:</b>	0	0.00%	0	0.00%	12	5.17%	12	5.17%
<b>COUNTY CLERK, Vote For 1</b>									
	Donna G. HADLEY	0	0.00%	0	0.00%	21	9.46%	21	9.46%
	Lisa GREER	0	0.00%	0	0.00%	201	90.54%	201	90.54%
	<b>Cast Votes:</b>	0	0.00%	0	0.00%	222	95.69%	222	95.69%
	<b>Over Votes:</b>	0	0.00%	0	0.00%	0	0.00%	0	0.00%
	<b>Under Votes:</b>	0	0.00%	0	0.00%	10	4.31%	10	4.31%
<b>SHERIFF, Vote For 1</b>									
	Josh BROCKMAN	0	0.00%	0	0.00%	175	78.13%	175	78.13%
	Dallas LUTTRELL	0	0.00%	0	0.00%	49	21.88%	49	21.88%
	<b>Cast Votes:</b>	0	0.00%	0	0.00%	224	96.55%	224	96.55%
	<b>Over Votes:</b>	0	0.00%	0	0.00%	0	0.00%	0	0.00%
	<b>Under Votes:</b>	0	0.00%	0	0.00%	8	3.45%	8	3.45%
<b>JAILER, Vote For 1</b>									
	Buddy POWELL	0	0.00%	0	0.00%	64	28.19%	64	28.19%
	Joey WHITE	0	0.00%	0	0.00%	163	71.81%	163	71.81%
	<b>Cast Votes:</b>	0	0.00%	0	0.00%	227	97.84%	227	97.84%
	<b>Over Votes:</b>	0	0.00%	0	0.00%	0	0.00%	0	0.00%
	<b>Under Votes:</b>	0	0.00%	0	0.00%	5	2.16%	5	2.16%

Precinct Report — Unofficial

PRIMARY ELECTION HELD ON — OFFICIAL BALLOT FOR ADAIR COUNTY — May 22, 2018

Total Number of Voters : 811 of 0 = 0.00%

Precincts Reporting 3 of 17 = 17.65%

Party	Candidate	Absentee	Early	Election	Total
<b>Precinct B104 (Ballots Cast: 277)</b>					
<b>MAGISTRATE 2nd Magisterial District, Vote For 1</b>					
	Daryl FLATT	0 0.00%	0 0.00%	118 51.98%	118 51.98%
	Doug CAMPBELL	0 0.00%	0 0.00%	109 48.02%	109 48.02%
	<b>Cast Votes:</b>	<b>0 0.00%</b>	<b>0 0.00%</b>	<b>227 97.84%</b>	<b>227 97.84%</b>
	<b>Over Votes:</b>	<b>0 0.00%</b>	<b>0 0.00%</b>	<b>0 0.00%</b>	<b>0 0.00%</b>
	<b>Under Votes:</b>	<b>0 0.00%</b>	<b>0 0.00%</b>	<b>5 2.16%</b>	<b>5 2.16%</b>
<b>CONSTABLE 2nd Magisterial District, Vote For 1</b>					
	Craig S. BENNETT	0 0.00%	0 0.00%	37 19.89%	37 19.89%
	David R. BARNETT	0 0.00%	0 0.00%	55 29.57%	55 29.57%
	Mark SELBY	0 0.00%	0 0.00%	94 50.54%	94 50.54%
	<b>Cast Votes:</b>	<b>0 0.00%</b>	<b>0 0.00%</b>	<b>186 80.17%</b>	<b>186 80.17%</b>
	<b>Over Votes:</b>	<b>0 0.00%</b>	<b>0 0.00%</b>	<b>0 0.00%</b>	<b>0 0.00%</b>
	<b>Under Votes:</b>	<b>0 0.00%</b>	<b>0 0.00%</b>	<b>46 19.83%</b>	<b>46 19.83%</b>
<b>UNITED STATES REPRESENTATIVE in CONGRESS 1st Congressional District, Vote For 1</b>					
	Paul WALKER	0 0.00%	0 0.00%	21 67.74%	21 67.74%
	Alonzo PENNINGTON	0 0.00%	0 0.00%	10 32.26%	10 32.26%
	<b>Cast Votes:</b>	<b>0 0.00%</b>	<b>0 0.00%</b>	<b>31 77.50%</b>	<b>31 77.50%</b>
	<b>Over Votes:</b>	<b>0 0.00%</b>	<b>0 0.00%</b>	<b>0 0.00%</b>	<b>0 0.00%</b>
	<b>Under Votes:</b>	<b>0 0.00%</b>	<b>0 0.00%</b>	<b>9 22.50%</b>	<b>9 22.50%</b>
<b>COUNTY JUDGE/EXECUTIVE, Vote For 1</b>					
	Michael Lee STEPHENS	0 0.00%	0 0.00%	22 56.41%	22 56.41%
	Brandon "BO" BIGGS	0 0.00%	0 0.00%	17 43.59%	17 43.59%
	<b>Cast Votes:</b>	<b>0 0.00%</b>	<b>0 0.00%</b>	<b>39 97.50%</b>	<b>39 97.50%</b>
	<b>Over Votes:</b>	<b>0 0.00%</b>	<b>0 0.00%</b>	<b>0 0.00%</b>	<b>0 0.00%</b>
	<b>Under Votes:</b>	<b>0 0.00%</b>	<b>0 0.00%</b>	<b>1 2.50%</b>	<b>1 2.50%</b>
<b>JUSTICE of the SUPREME COURT 3rd Supreme Court District, Vote For 1</b>					
	Dan BALLOU	0 0.00%	0 0.00%	74 32.03%	74 32.03%
	Debra Hembree LAMBERT	0 0.00%	0 0.00%	139 60.17%	139 60.17%
	David TAPP	0 0.00%	0 0.00%	18 7.79%	18 7.79%
	<b>Cast Votes:</b>	<b>0 0.00%</b>	<b>0 0.00%</b>	<b>231 83.39%</b>	<b>231 83.39%</b>
	<b>Over Votes:</b>	<b>0 0.00%</b>	<b>0 0.00%</b>	<b>0 0.00%</b>	<b>0 0.00%</b>
	<b>Under Votes:</b>	<b>0 0.00%</b>	<b>0 0.00%</b>	<b>46 16.61%</b>	<b>46 16.61%</b>




PRIMARY ELECTION HELD ON — OFFICIAL BALLOT FOR ADAIR COUNTY — May 22, 2018

Total Number of Voters : 3,424 of 0 = 0.00%

Party	Candidate	Absentee	Early	Election	Total
-------	-----------	----------	-------	----------	-------

Precinct D104 (Ballots Cast: 264)

COMMONWEALTH'S ATTORNEY 29th Judicial Circuit, Vote For 1									
	Roger P. ELLIOTT	0	0.00%	0	0.00%	63	38.41%	63	38.41%
	Brian WRIGHT	0	0.00%	0	0.00%	101	61.59%	101	61.59%
	<b>Cast Votes:</b>	0	0.00%	0	0.00%	164	91.62%	164	91.62%
	<b>Over Votes:</b>	0	0.00%	0	0.00%	0	0.00%	0	0.00%
	<b>Under Votes:</b>	0	0.00%	0	0.00%	15	8.38%	15	8.38%
PROPERTY VALUATION ADMINISTRATOR, Vote For 1									
	Jeffrey Scott NEAT	0	0.00%	0	0.00%	81	47.65%	81	47.65%
	Jordan A. BURTON	0	0.00%	0	0.00%	19	11.18%	19	11.18%
	Ken HILL	0	0.00%	0	0.00%	63	37.06%	63	37.06%
	Paul W. TURNER	0	0.00%	0	0.00%	7	4.12%	7	4.12%
	<b>Cast Votes:</b>	0	0.00%	0	0.00%	170	94.97%	170	94.97%
	<b>Over Votes:</b>	0	0.00%	0	0.00%	0	0.00%	0	0.00%
	<b>Under Votes:</b>	0	0.00%	0	0.00%	9	5.03%	9	5.03%
COUNTY JUDGE/EXECUTIVE, Vote For 1									
	Gale Burris COWAN	0	0.00%	0	0.00%	84	51.22%	84	51.22%
	Larry Russell BRYANT	0	0.00%	0	0.00%	80	48.78%	80	48.78%
	<b>Cast Votes:</b>	0	0.00%	0	0.00%	164	91.62%	164	91.62%
	<b>Over Votes:</b>	0	0.00%	0	0.00%	0	0.00%	0	0.00%
	<b>Under Votes:</b>	0	0.00%	0	0.00%	15	8.38%	15	8.38%
COUNTY CLERK, Vote For 1									
	Donna G. HADLEY	0	0.00%	0	0.00%	23	13.53%	23	13.53%
	Lisa GREER	0	0.00%	0	0.00%	147	86.47%	147	86.47%
	<b>Cast Votes:</b>	0	0.00%	0	0.00%	170	94.97%	170	94.97%
	<b>Over Votes:</b>	0	0.00%	0	0.00%	0	0.00%	0	0.00%
	<b>Under Votes:</b>	0	0.00%	0	0.00%	9	5.03%	9	5.03%
SHERIFF, Vote For 1									
	Josh BROCKMAN	0	0.00%	0	0.00%	140	80.92%	140	80.92%
	Dallas LUTTRELL	0	0.00%	0	0.00%	33	19.08%	33	19.08%
	<b>Cast Votes:</b>	0	0.00%	0	0.00%	173	96.65%	173	96.65%
	<b>Over Votes:</b>	0	0.00%	0	0.00%	0	0.00%	0	0.00%
	<b>Under Votes:</b>	0	0.00%	0	0.00%	6	3.35%	6	3.35%
JAILER, Vote For 1									
	Buddy POWELL	0	0.00%	0	0.00%	57	32.39%	57	32.39%
	Joey WHITE	0	0.00%	0	0.00%	119	67.61%	119	67.61%
	<b>Cast Votes:</b>	0	0.00%	0	0.00%	176	98.32%	176	98.32%
	<b>Over Votes:</b>	0	0.00%	0	0.00%	0	0.00%	0	0.00%
	<b>Under Votes:</b>	0	0.00%	0	0.00%	3	1.68%	3	1.68%



# Precinct Report — Unofficial

## PRIMARY ELECTION HELD ON — OFFICIAL BALLOT FOR ADAIR COUNTY — May 22, 2018

Page 24 of 36

05/22/2018 07:03 PM

Precincts Reporting 12 of 17 = 70.59%

Total Number of Voters : 3,424 of 0 = 0.00%

Party	Candidate	Absentee	Early	Election	Total
<b>Precinct D104 (Ballots Cast: 264)</b>					
<b>MAGISTRATE 4th Magisterial District, Vote For 1</b>					
	Ray FLUHR	0 0.00%	0 0.00%	7 4.09%	7 4.09%
	Sandra J. KERNS	0 0.00%	0 0.00%	7 4.09%	7 4.09%
	Chris REEDER	0 0.00%	0 0.00%	82 47.95%	82 47.95%
	Leighann Vanarsdale LOY	0 0.00%	0 0.00%	25 14.62%	25 14.62%
	Chris JANES	0 0.00%	0 0.00%	28 16.37%	28 16.37%
	Chris PENNINGTON	0 0.00%	0 0.00%	22 12.87%	22 12.87%
	<b>Cast Votes:</b>	0 0.00%	0 0.00%	171 95.53%	171 95.53%
	<b>Over Votes:</b>	0 0.00%	0 0.00%	1 0.56%	1 0.56%
	<b>Under Votes:</b>	0 0.00%	0 0.00%	7 3.91%	7 3.91%
<b>CONSTABLE 4th Magisterial District, Vote For 1</b>					
	Jeff DICKSON	0 0.00%	0 0.00%	91 65.00%	91 65.00%
	Ed WIGAL	0 0.00%	0 0.00%	49 35.00%	49 35.00%
	<b>Cast Votes:</b>	0 0.00%	0 0.00%	140 78.21%	140 78.21%
	<b>Over Votes:</b>	0 0.00%	0 0.00%	0 0.00%	0 0.00%
	<b>Under Votes:</b>	0 0.00%	0 0.00%	39 21.79%	39 21.79%
<b>UNITED STATES REPRESENTATIVE in CONGRESS 1st Congressional District, Vote For 1</b>					
	Paul WALKER	0 0.00%	0 0.00%	57 82.61%	57 82.61%
	Alonzo PENNINGTON	0 0.00%	0 0.00%	12 17.39%	12 17.39%
	<b>Cast Votes:</b>	0 0.00%	0 0.00%	69 85.19%	69 85.19%
	<b>Over Votes:</b>	0 0.00%	0 0.00%	0 0.00%	0 0.00%
	<b>Under Votes:</b>	0 0.00%	0 0.00%	12 14.81%	12 14.81%
<b>COUNTY JUDGE/EXECUTIVE, Vote For 1</b>					
	Michael Lee STEPHENS	0 0.00%	0 0.00%	62 76.54%	62 76.54%
	Brandon "BO" BIGGS	0 0.00%	0 0.00%	19 23.46%	19 23.46%
	<b>Cast Votes:</b>	0 0.00%	0 0.00%	81 100.00%	81 100.00%
	<b>Over Votes:</b>	0 0.00%	0 0.00%	0 0.00%	0 0.00%
	<b>Under Votes:</b>	0 0.00%	0 0.00%	0 0.00%	0 0.00%
<b>JUSTICE of the SUPREME COURT 3rd Supreme Court District, Vote For 1</b>					
	Dan BALLOU	0 0.00%	0 0.00%	70 31.67%	70 31.67%
	Debra Hembree LAMBERT	0 0.00%	0 0.00%	126 57.01%	126 57.01%
	David TAPP	0 0.00%	0 0.00%	25 11.31%	25 11.31%
	<b>Cast Votes:</b>	0 0.00%	0 0.00%	221 83.71%	221 83.71%
	<b>Over Votes:</b>	0 0.00%	0 0.00%	0 0.00%	0 0.00%
	<b>Under Votes:</b>	0 0.00%	0 0.00%	43 16.29%	43 16.29%

# Precinct Report — Unofficial *South Columbia-Harmony*

## PRIMARY ELECTION HELD ON — OFFICIAL BALLOT FOR ADAIR COUNTY — May 22, 2018

Page 15 of 36

05/22/2018 06:38 PM

Precincts Reporting 4 of 17 = 23.53%

Total Number of Voters : 1,066 of 0 = 0.00%

Party	Candidate	Absentee		Early		Election		Total		
<b>Precinct C102 (Ballots Cast: 255) ✓</b>										
<b>COMMONWEALTH'S ATTORNEY 29th Judicial Circuit, Vote For 1</b>										
	Roger P. ELLIOTT	0	0.00%	0	0.00%	54	34.39%	54	34.39%	
	Brian WRIGHT	0	0.00%	0	0.00%	103	65.61%	103	65.61%	
	<b>Cast Votes:</b>	0	0.00%	0	0.00%	157	86.74%	157	86.74%	
	<b>Over Votes:</b>	0	0.00%	0	0.00%	0	0.00%	0	0.00%	
	<b>Under Votes:</b>	0	0.00%	0	0.00%	24	13.26%	24	13.26%	
<b>PROPERTY VALUATION ADMINISTRATOR, Vote For 1</b>										
	Jeffrey Scott NEAT	0	0.00%	0	0.00%	65	38.24%	65	38.24%	
	Jordan A. BURTON	0	0.00%	0	0.00%	23	13.53%	23	13.53%	
	Ken HILL	0	0.00%	0	0.00%	71	41.76%	71	41.76%	
	Paul W. TURNER	0	0.00%	0	0.00%	11	6.47%	11	6.47%	
	<b>Cast Votes:</b>	0	0.00%	0	0.00%	170	93.92%	170	93.92%	
	<b>Over Votes:</b>	0	0.00%	0	0.00%	0	0.00%	0	0.00%	
	<b>Under Votes:</b>	0	0.00%	0	0.00%	11	6.08%	11	6.08%	
<b>COUNTY JUDGE/EXECUTIVE, Vote For 1</b>										
	Gale Burris COWAN	0	0.00%	0	0.00%	95	54.60%	95	54.60%	
	Larry Russell BRYANT	0	0.00%	0	0.00%	79	45.40%	79	45.40%	
	<b>Cast Votes:</b>	0	0.00%	0	0.00%	174	96.13%	174	96.13%	
	<b>Over Votes:</b>	0	0.00%	0	0.00%	0	0.00%	0	0.00%	
	<b>Under Votes:</b>	0	0.00%	0	0.00%	7	3.87%	7	3.87%	
<b>COUNTY CLERK, Vote For 1</b>										
	Donna G. HADLEY	0	0.00%	0	0.00%	22	13.02%	22	13.02%	
	Lisa GREER	0	0.00%	0	0.00%	147	86.98%	147	86.98%	
	<b>Cast Votes:</b>	0	0.00%	0	0.00%	169	93.37%	169	93.37%	
	<b>Over Votes:</b>	0	0.00%	0	0.00%	0	0.00%	0	0.00%	
	<b>Under Votes:</b>	0	0.00%	0	0.00%	12	6.63%	12	6.63%	
<b>SHERIFF, Vote For 1</b>										
	Josh BROCKMAN	0	0.00%	0	0.00%	141	81.50%	141	81.50%	
	Dallas LUTTRELL	0	0.00%	0	0.00%	32	18.50%	32	18.50%	
	<b>Cast Votes:</b>	0	0.00%	0	0.00%	173	95.58%	173	95.58%	
	<b>Over Votes:</b>	0	0.00%	0	0.00%	0	0.00%	0	0.00%	
	<b>Under Votes:</b>	0	0.00%	0	0.00%	8	4.42%	8	4.42%	
<b>JAILER, Vote For 1</b>										
	Buddy POWELL	0	0.00%	0	0.00%	58	32.58%	58	32.58%	
	Joey WHITE	0	0.00%	0	0.00%	120	67.42%	120	67.42%	
	<b>Cast Votes:</b>	0	0.00%	0	0.00%	178	98.34%	178	98.34%	
	<b>Over Votes:</b>	0	0.00%	0	0.00%	0	0.00%	0	0.00%	
	<b>Under Votes:</b>	0	0.00%	0	0.00%	3	1.66%	3	1.66%	



Precinct Report — Unofficial

PRIMARY ELECTION HELD ON — OFFICIAL BALLOT FOR ADAIR COUNTY — May 22, 2018

Page 16 of 36

05/22/2018 06:38 PM

Total Number of Voters : 1,066 of 0 = 0.00%

Precincts Reporting 4 of 17 = 23.53%

Party	Candidate	Absentee		Early		Election		Total	
<b>Precinct C102 (Ballots Cast: 255)</b>									
<b>MAGISTRATE 3rd Magisterial District, Vote For 1</b>									
	Philip NAFZIGER	0	0.00%	0	0.00%	21	12.35%	21	12.35%
	Sammy L. BAKER	0	0.00%	0	0.00%	149	87.65%	149	87.65%
	<b>Cast Votes:</b>	0	0.00%	0	0.00%	170	93.92%	170	93.92%
	<b>Over Votes:</b>	0	0.00%	0	0.00%	0	0.00%	0	0.00%
	<b>Under Votes:</b>	0	0.00%	0	0.00%	11	6.08%	11	6.08%
<b>CONSTABLE 3rd Magisterial District, Vote For 1</b>									
	Robert R. LOY	0	0.00%	0	0.00%	63	49.22%	63	49.22%
	Shannon ROWE	0	0.00%	0	0.00%	50	39.06%	50	39.06%
	John Lee CHICOINE	0	0.00%	0	0.00%	15	11.72%	15	11.72%
	<b>Cast Votes:</b>	0	0.00%	0	0.00%	128	70.72%	128	70.72%
	<b>Over Votes:</b>	0	0.00%	0	0.00%	0	0.00%	0	0.00%
	<b>Under Votes:</b>	0	0.00%	0	0.00%	53	29.28%	53	29.28%
<b>UNITED STATES REPRESENTATIVE in CONGRESS 1st Congressional District, Vote For 1</b>									
	Paul WALKER	0	0.00%	0	0.00%	50	81.97%	50	81.97%
	Alonzo PENNINGTON	0	0.00%	0	0.00%	11	18.03%	11	18.03%
	<b>Cast Votes:</b>	0	0.00%	0	0.00%	61	88.41%	61	88.41%
	<b>Over Votes:</b>	0	0.00%	0	0.00%	0	0.00%	0	0.00%
	<b>Under Votes:</b>	0	0.00%	0	0.00%	8	11.59%	8	11.59%
<b>COUNTY JUDGE/EXECUTIVE, Vote For 1</b>									
	Michael Lee STEPHENS	0	0.00%	0	0.00%	42	62.69%	42	62.69%
	Brandon "BO" BIGGS	0	0.00%	0	0.00%	25	37.31%	25	37.31%
	<b>Cast Votes:</b>	0	0.00%	0	0.00%	67	97.10%	67	97.10%
	<b>Over Votes:</b>	0	0.00%	0	0.00%	0	0.00%	0	0.00%
	<b>Under Votes:</b>	0	0.00%	0	0.00%	2	2.90%	2	2.90%
<b>JUSTICE of the SUPREME COURT 3rd Supreme Court District, Vote For 1</b>									
	Dan BALLOU	0	0.00%	0	0.00%	73	35.96%	73	35.96%
	Debra Hembree LAMBERT	0	0.00%	0	0.00%	112	55.17%	112	55.17%
	David TAPP	0	0.00%	0	0.00%	18	8.87%	18	8.87%
	<b>Cast Votes:</b>	0	0.00%	0	0.00%	203	79.61%	203	79.61%
	<b>Over Votes:</b>	0	0.00%	0	0.00%	0	0.00%	0	0.00%
	<b>Under Votes:</b>	0	0.00%	0	0.00%	52	20.39%	52	20.39%

**Precinct Report — Unofficial** *Knitley - Roley*  
**PRIMARY ELECTION HELD ON — OFFICIAL BALLOT FOR ADAIR COUNTY — May 22, 2018**

Total Number of Voters : 4,567 of 0 = 0.00%

Precincts Reporting 15 of 17 = 88.24%

Party	Candidate	Absentee		Early		Election		Total	
<b>Precinct F103 (Ballots Cast: 262)</b>									
<b>COMMONWEALTH'S ATTORNEY 29th Judicial Circuit, Vote For 1</b>									
	Roger P. ELLIOTT	0	0.00%	0	0.00%	56	32.94%	56	32.94%
	Brian WRIGHT	0	0.00%	0	0.00%	114	67.06%	114	67.06%
	<b>Cast Votes:</b>	0	0.00%	0	0.00%	170	85.00%	170	85.00%
	<b>Over Votes:</b>	0	0.00%	0	0.00%	0	0.00%	0	0.00%
	<b>Under Votes:</b>	0	0.00%	0	0.00%	30	15.00%	30	15.00%
<b>PROPERTY VALUATION ADMINISTRATOR, Vote For 1</b>									
	Jeffrey Scott NEAT	0	0.00%	0	0.00%	71	44.65%	71	44.65%
	Jordan A. BURTON	0	0.00%	0	0.00%	36	22.64%	36	22.64%
	Ken HILL	0	0.00%	0	0.00%	40	25.16%	40	25.16%
	Paul W. TURNER	0	0.00%	0	0.00%	12	7.55%	12	7.55%
	<b>Cast Votes:</b>	0	0.00%	0	0.00%	159	79.50%	159	79.50%
	<b>Over Votes:</b>	0	0.00%	0	0.00%	0	0.00%	0	0.00%
	<b>Under Votes:</b>	0	0.00%	0	0.00%	41	20.50%	41	20.50%
<b>COUNTY JUDGE/EXECUTIVE, Vote For 1</b>									
	Gale Burris COWAN	0	0.00%	0	0.00%	92	55.42%	92	55.42%
	Larry Russell BRYANT	0	0.00%	0	0.00%	74	44.58%	74	44.58%
	<b>Cast Votes:</b>	0	0.00%	0	0.00%	166	83.00%	166	83.00%
	<b>Over Votes:</b>	0	0.00%	0	0.00%	0	0.00%	0	0.00%
	<b>Under Votes:</b>	0	0.00%	0	0.00%	34	17.00%	34	17.00%
<b>COUNTY CLERK, Vote For 1</b>									
	Donna G. HADLEY	0	0.00%	0	0.00%	19	9.74%	19	9.74%
	Lisa GREER	0	0.00%	0	0.00%	176	90.26%	176	90.26%
	<b>Cast Votes:</b>	0	0.00%	0	0.00%	195	97.50%	195	97.50%
	<b>Over Votes:</b>	0	0.00%	0	0.00%	0	0.00%	0	0.00%
	<b>Under Votes:</b>	0	0.00%	0	0.00%	5	2.50%	5	2.50%
<b>SHERIFF, Vote For 1</b>									
	Josh BROCKMAN	0	0.00%	0	0.00%	151	79.89%	151	79.89%
	Dallas LUTTRELL	0	0.00%	0	0.00%	38	20.11%	38	20.11%
	<b>Cast Votes:</b>	0	0.00%	0	0.00%	189	94.50%	189	94.50%
	<b>Over Votes:</b>	0	0.00%	0	0.00%	0	0.00%	0	0.00%
	<b>Under Votes:</b>	0	0.00%	0	0.00%	11	5.50%	11	5.50%
<b>JAILER, Vote For 1</b>									
	Buddy POWELL	0	0.00%	0	0.00%	59	31.89%	59	31.89%
	Joey WHITE	0	0.00%	0	0.00%	126	68.11%	126	68.11%
	<b>Cast Votes:</b>	0	0.00%	0	0.00%	185	92.50%	185	92.50%
	<b>Over Votes:</b>	0	0.00%	0	0.00%	0	0.00%	0	0.00%
	<b>Under Votes:</b>	0	0.00%	0	0.00%	15	7.50%	15	7.50%

Precinct Report — Unofficial

PRIMARY ELECTION HELD ON — OFFICIAL BALLOT FOR ADAIR COUNTY — May 22, 2018

Total Number of Voters : 4,567 of 0 = 0.00%

Precincts Reporting 15 of 17 = 88.24%

Party	Candidate	Absentee		Early		Election		Total	
<b>Precinct F103 (Ballots Cast: 262)</b>									
<b>MAGISTRATE 6th Magisterial District, Vote For 1</b>									
	Tony GABEHART JR.	0	0.00%	0	0.00%	115	58.08%	115	58.08%
	Daril SALYERS	0	0.00%	0	0.00%	59	29.80%	59	29.80%
	Greg CALDWELL	0	0.00%	0	0.00%	24	12.12%	24	12.12%
	<b>Cast Votes:</b>	0	0.00%	0	0.00%	198	99.00%	198	99.00%
	<b>Over Votes:</b>	0	0.00%	0	0.00%	0	0.00%	0	0.00%
	<b>Under Votes:</b>	0	0.00%	0	0.00%	2	1.00%	2	1.00%
<b>UNITED STATES REPRESENTATIVE in CONGRESS 1st Congressional District, Vote For 1</b>									
	Paul WALKER	0	0.00%	0	0.00%	39	86.67%	39	86.67%
	Alonzo PENNINGTON	0	0.00%	0	0.00%	6	13.33%	6	13.33%
	<b>Cast Votes:</b>	0	0.00%	0	0.00%	45	83.33%	45	83.33%
	<b>Over Votes:</b>	0	0.00%	0	0.00%	0	0.00%	0	0.00%
	<b>Under Votes:</b>	0	0.00%	0	0.00%	9	16.67%	9	16.67%
<b>COUNTY JUDGE/EXECUTIVE, Vote For 1</b>									
	Michael Lee STEPHENS	0	0.00%	0	0.00%	29	53.70%	29	53.70%
	Brandon "BO" BIGGS	0	0.00%	0	0.00%	25	46.30%	25	46.30%
	<b>Cast Votes:</b>	0	0.00%	0	0.00%	54	100.00%	54	100.00%
	<b>Over Votes:</b>	0	0.00%	0	0.00%	0	0.00%	0	0.00%
	<b>Under Votes:</b>	0	0.00%	0	0.00%	0	0.00%	0	0.00%
<b>JUSTICE of the SUPREME COURT 3rd Supreme Court District, Vote For 1</b>									
	Dan BALLOU	0	0.00%	0	0.00%	67	34.54%	67	34.54%
	Debra Hembree LAMBERT	0	0.00%	0	0.00%	98	50.52%	98	50.52%
	David TAPP	0	0.00%	0	0.00%	29	14.95%	29	14.95%
	<b>Cast Votes:</b>	0	0.00%	0	0.00%	194	74.05%	194	74.05%
	<b>Over Votes:</b>	0	0.00%	0	0.00%	0	0.00%	0	0.00%
	<b>Under Votes:</b>	0	0.00%	0	0.00%	68	25.95%	68	25.95%

**Precinct Report — Unofficial**  
**PRIMARY ELECTION HELD ON — OFFICIAL BALLOT FOR ADAIR COUNTY — May 22, 2018**

*Eunice Kellyton*

Total Number of Voters : 534 of 0 = 0.00%

Party	Candidate	Absentee	Early	Election	Total
<b>Precinct A104 (Ballots Cast: 242)</b>					
<b>COMMONWEALTH'S ATTORNEY 29th Judicial Circuit, Vote For 1</b>					
	Roger P. ELLIOTT	0 0.00%	0 0.00%	48 24.74%	48 24.74%
	Brian WRIGHT	0 0.00%	0 0.00%	146 75.26%	146 75.26%
	<b>Cast Votes:</b>	0 0.00%	0 0.00%	194 88.18%	194 88.18%
	<b>Over Votes:</b>	0 0.00%	0 0.00%	0 0.00%	0 0.00%
	<b>Under Votes:</b>	0 0.00%	0 0.00%	26 11.82%	26 11.82%
<b>PROPERTY VALUATION ADMINISTRATOR, Vote For 1</b>					
	Jeffrey Scott NEAT	0 0.00%	0 0.00%	116 56.31%	116 56.31%
	Jordan A. BURTON	0 0.00%	0 0.00%	37 17.96%	37 17.96%
	Ken HILL	0 0.00%	0 0.00%	50 24.27%	50 24.27%
	Paul W. TURNER	0 0.00%	0 0.00%	3 1.46%	3 1.46%
	<b>Cast Votes:</b>	0 0.00%	0 0.00%	206 93.64%	206 93.64%
	<b>Over Votes:</b>	0 0.00%	0 0.00%	0 0.00%	0 0.00%
	<b>Under Votes:</b>	0 0.00%	0 0.00%	14 6.36%	14 6.36%
<b>COUNTY JUDGE/EXECUTIVE, Vote For 1</b>					
	Gale Burris COWAN	0 0.00%	0 0.00%	94 50.54%	94 50.54%
	Larry Russell BRYANT	0 0.00%	0 0.00%	92 49.46%	92 49.46%
	<b>Cast Votes:</b>	0 0.00%	0 0.00%	186 84.55%	186 84.55%
	<b>Over Votes:</b>	0 0.00%	0 0.00%	0 0.00%	0 0.00%
	<b>Under Votes:</b>	0 0.00%	0 0.00%	34 15.45%	34 15.45%
<b>COUNTY CLERK, Vote For 1</b>					
	Donna G. HADLEY	0 0.00%	0 0.00%	23 11.62%	23 11.62%
	Lisa GREER	0 0.00%	0 0.00%	175 88.38%	175 88.38%
	<b>Cast Votes:</b>	0 0.00%	0 0.00%	198 90.00%	198 90.00%
	<b>Over Votes:</b>	0 0.00%	0 0.00%	0 0.00%	0 0.00%
	<b>Under Votes:</b>	0 0.00%	0 0.00%	22 10.00%	22 10.00%
<b>SHERIFF, Vote For 1</b>					
	Josh BROCKMAN	0 0.00%	0 0.00%	119 57.49%	119 57.49%
	Dallas LUTTRELL	0 0.00%	0 0.00%	88 42.51%	88 42.51%
	<b>Cast Votes:</b>	0 0.00%	0 0.00%	207 94.09%	207 94.09%
	<b>Over Votes:</b>	0 0.00%	0 0.00%	0 0.00%	0 0.00%
	<b>Under Votes:</b>	0 0.00%	0 0.00%	13 5.91%	13 5.91%
<b>JAILER, Vote For 1</b>					
	Buddy POWELL	0 0.00%	0 0.00%	44 22.34%	44 22.34%
	Joey WHITE	0 0.00%	0 0.00%	153 77.66%	153 77.66%
	<b>Cast Votes:</b>	0 0.00%	0 0.00%	197 89.55%	197 89.55%
	<b>Over Votes:</b>	0 0.00%	0 0.00%	0 0.00%	0 0.00%
	<b>Under Votes:</b>	0 0.00%	0 0.00%	23 10.45%	23 10.45%

Precinct Report — Unofficial

PRIMARY ELECTION HELD ON — OFFICIAL BALLOT FOR ADAIR COUNTY — May 22, 2018

Total Number of Voters : 534 of 0 = 0.00%

Precincts Reporting 2 of 17 = 11.76%

Party	Candidate	Absentee	Early	Election	Total
<b>Precinct A104 (Ballots Cast: 242)</b>					
<b>MAGISTRATE 1st Magisterial District, Vote For 1</b>					
	Terry SULLIVAN	0 0.00%	0 0.00%	19 8.84%	19 8.84%
	Dave THOMAS	0 0.00%	0 0.00%	16 7.44%	16 7.44%
	Tony DENTON	0 0.00%	0 0.00%	86 40.00%	86 40.00%
	Harold BURTON	0 0.00%	0 0.00%	94 43.72%	94 43.72%
	<b>Cast Votes:</b>	0 0.00%	0 0.00%	215 97.73%	215 97.73%
	<b>Over Votes:</b>	0 0.00%	0 0.00%	0 0.00%	0 0.00%
	<b>Under Votes:</b>	0 0.00%	0 0.00%	5 2.27%	5 2.27%
<b>UNITED STATES REPRESENTATIVE in CONGRESS 1st Congressional District, Vote For 1</b>					
	Paul WALKER	0 0.00%	0 0.00%	11 73.33%	11 73.33%
	Alonzo PENNINGTON	0 0.00%	0 0.00%	4 26.67%	4 26.67%
	<b>Cast Votes:</b>	0 0.00%	0 0.00%	15 75.00%	15 75.00%
	<b>Over Votes:</b>	0 0.00%	0 0.00%	0 0.00%	0 0.00%
	<b>Under Votes:</b>	0 0.00%	0 0.00%	5 25.00%	5 25.00%
<b>COUNTY JUDGE/EXECUTIVE, Vote For 1</b>					
	Michael Lee STEPHENS	0 0.00%	0 0.00%	15 75.00%	15 75.00%
	Brandon "BO" BIGGS	0 0.00%	0 0.00%	5 25.00%	5 25.00%
	<b>Cast Votes:</b>	0 0.00%	0 0.00%	20 100.00%	20 100.00%
	<b>Over Votes:</b>	0 0.00%	0 0.00%	0 0.00%	0 0.00%
	<b>Under Votes:</b>	0 0.00%	0 0.00%	0 0.00%	0 0.00%
<b>JUSTICE of the SUPREME COURT 3rd Supreme Court District, Vote For 1</b>					
	Dan BALLOU	0 0.00%	0 0.00%	60 35.29%	60 35.29%
	Debra Hembree LAMBERT	0 0.00%	0 0.00%	75 44.12%	75 44.12%
	David TAPP	0 0.00%	0 0.00%	35 20.59%	35 20.59%
	<b>Cast Votes:</b>	0 0.00%	0 0.00%	170 70.25%	170 70.25%
	<b>Over Votes:</b>	0 0.00%	0 0.00%	0 0.00%	0 0.00%
	<b>Under Votes:</b>	0 0.00%	0 0.00%	72 29.75%	72 29.75%

*Absentee*  
**Precinct Report — Unofficial**  
**PRIMARY ELECTION HELD ON — OFFICIAL BALLOT FOR ADAIR COUNTY — May 22, 2018**

Total Number of Voters : 292 of 0 = 0.00%

Party	Candidate	Absentee	Early	Election	Total
<b>Precinct AB (Ballots Cast: 292)</b>					
<b>COMMONWEALTH'S ATTORNEY 29th Judicial Circuit, Vote For 1</b>					
	Roger P. ELLIOTT	0	0	80	80
	Brian WRIGHT	0	0	132	132
	<b>Cast Votes:</b>	0	0	212	212
	<b>Over Votes:</b>	0	0	0	0
	<b>Under Votes:</b>	0	0	25	25
<b>PROPERTY VALUATION ADMINISTRATOR, Vote For 1</b>					
	Jeffrey Scott NEAT	0	0	89	89
	Jordan A. BURTON	0	0	36	36
	Ken HILL	0	0	75	75
	Paul W. TURNER	0	0	13	13
	<b>Cast Votes:</b>	0	0	213	213
	<b>Over Votes:</b>	0	0	0	0
	<b>Under Votes:</b>	0	0	24	24
<b>COUNTY JUDGE/EXECUTIVE, Vote For 1</b>					
	Gale Burris COWAN	0	0	117	117
	Larry Russell BRYANT	0	0	100	100
	<b>Cast Votes:</b>	0	0	217	217
	<b>Over Votes:</b>	0	0	0	0
	<b>Under Votes:</b>	0	0	20	20
<b>COUNTY CLERK, Vote For 1</b>					
	Donna G. HADLEY	0	0	7	7
	Lisa GREER	0	0	221	221
	<b>Cast Votes:</b>	0	0	228	228
	<b>Over Votes:</b>	0	0	0	0
	<b>Under Votes:</b>	0	0	9	9
<b>SHERIFF, Vote For 1</b>					
	Josh BROCKMAN	0	0	184	184
	Dallas LUTTRELL	0	0	35	35
	<b>Cast Votes:</b>	0	0	219	219
	<b>Over Votes:</b>	0	0	0	0
	<b>Under Votes:</b>	0	0	18	18
<b>JAILER, Vote For 1</b>					
	Buddy POWELL	0	0	63	63
	Joey WHITE	0	0	160	160
	<b>Cast Votes:</b>	0	0	223	223
	<b>Over Votes:</b>	0	0	0	0
	<b>Under Votes:</b>	0	0	14	14

Precinct Report — Unofficial

PRIMARY ELECTION HELD ON — OFFICIAL BALLOT FOR ADAIR COUNTY — May 22, 2018

Total Number of Voters : 292 of 0 = 0.00%

Party	Candidate	Absentee		Early		Election		Total	
<b>Precinct AB (Ballots Cast: 292)</b>									
<b>MAGISTRATE 1st Magisterial District, Vote For 1</b>									
	Terry SULLIVAN	0	0.00%	0	0.00%	1	2.50%	1	2.50%
	Dave THOMAS	0	0.00%	0	0.00%	4	10.00%	4	10.00%
	Tony DENTON	0	0.00%	0	0.00%	14	35.00%	14	35.00%
	Harold BURTON	0	0.00%	0	0.00%	21	52.50%	21	52.50%
	<b>Cast Votes:</b>	0	0.00%	0	0.00%	40	97.56%	40	97.56%
	<b>Over Votes:</b>	0	0.00%	0	0.00%	0	0.00%	0	0.00%
	<b>Under Votes:</b>	0	0.00%	0	0.00%	1	2.44%	1	2.44%
<b>MAGISTRATE 2nd Magisterial District, Vote For 1</b>									
	Daryl FLATT	0	0.00%	0	0.00%	11	50.00%	11	50.00%
	Doug CAMPBELL	0	0.00%	0	0.00%	11	50.00%	11	50.00%
	<b>Cast Votes:</b>	0	0.00%	0	0.00%	22	100.00%	22	100.00%
	<b>Over Votes:</b>	0	0.00%	0	0.00%	0	0.00%	0	0.00%
	<b>Under Votes:</b>	0	0.00%	0	0.00%	0	0.00%	0	0.00%
<b>CONSTABLE 2nd Magisterial District, Vote For 1</b>									
	Craig S. BENNETT	0	0.00%	0	0.00%	4	21.05%	4	21.05%
	David R. BARNETT	0	0.00%	0	0.00%	8	42.11%	8	42.11%
	Mark SELBY	0	0.00%	0	0.00%	7	36.84%	7	36.84%
	<b>Cast Votes:</b>	0	0.00%	0	0.00%	19	86.36%	19	86.36%
	<b>Over Votes:</b>	0	0.00%	0	0.00%	0	0.00%	0	0.00%
	<b>Under Votes:</b>	0	0.00%	0	0.00%	3	13.64%	3	13.64%
<b>MAGISTRATE 3rd Magisterial District, Vote For 1</b>									
	Philip NAFZIGER	0	0.00%	0	0.00%	2	6.67%	2	6.67%
	Sammy L. BAKER	0	0.00%	0	0.00%	28	93.33%	28	93.33%
	<b>Cast Votes:</b>	0	0.00%	0	0.00%	30	90.91%	30	90.91%
	<b>Over Votes:</b>	0	0.00%	0	0.00%	0	0.00%	0	0.00%
	<b>Under Votes:</b>	0	0.00%	0	0.00%	3	9.09%	3	9.09%
<b>CONSTABLE 3rd Magisterial District, Vote For 1</b>									
	Robert R. LOY	0	0.00%	0	0.00%	12	52.17%	12	52.17%
	Shannon ROWE	0	0.00%	0	0.00%	9	39.13%	9	39.13%
	John Lee CHICOINE	0	0.00%	0	0.00%	2	8.70%	2	8.70%
	<b>Cast Votes:</b>	0	0.00%	0	0.00%	23	69.70%	23	69.70%
	<b>Over Votes:</b>	0	0.00%	0	0.00%	0	0.00%	0	0.00%
	<b>Under Votes:</b>	0	0.00%	0	0.00%	10	30.30%	10	30.30%

Precinct Report — Unofficial

PRIMARY ELECTION HELD ON — OFFICIAL BALLOT FOR ADAIR COUNTY — May 22, 2018

Total Number of Voters : 292 of 0 = 0.00%

Precincts Reporting 1 of 17 = 5.88%

Party	Candidate	Absentee	Early	Election	Total
<b>Precinct AB (Ballots Cast: 292)</b>					
<b>MAGISTRATE 4th Magisterial District, Vote For 1</b>					
	Ray FLUHR	0 0.00%	0 0.00%	0 0.00%	0 0.00%
	Sandra J. KERNS	0 0.00%	0 0.00%	5 12.20%	5 12.20%
	Chris REEDER	0 0.00%	0 0.00%	14 34.15%	14 34.15%
	Leighann Vanarsdale LOY	0 0.00%	0 0.00%	4 9.76%	4 9.76%
	Chris JANES	0 0.00%	0 0.00%	14 34.15%	14 34.15%
	Chris PENNINGTON	0 0.00%	0 0.00%	4 9.76%	4 9.76%
	<b>Cast Votes:</b>	0 0.00%	0 0.00%	41 100.00%	41 100.00%
	<b>Over Votes:</b>	0 0.00%	0 0.00%	0 0.00%	0 0.00%
	<b>Under Votes:</b>	0 0.00%	0 0.00%	0 0.00%	0 0.00%
<b>CONSTABLE 4th Magisterial District, Vote For 1</b>					
	Jeff DICKSON	0 0.00%	0 0.00%	15 41.67%	15 41.67%
	Ed WIGAL	0 0.00%	0 0.00%	21 58.33%	21 58.33%
	<b>Cast Votes:</b>	0 0.00%	0 0.00%	36 87.80%	36 87.80%
	<b>Over Votes:</b>	0 0.00%	0 0.00%	0 0.00%	0 0.00%
	<b>Under Votes:</b>	0 0.00%	0 0.00%	5 12.20%	5 12.20%
<b>CONSTABLE 5th Magisterial District, Vote For 1</b>					
	Tim BOTTOMS	0 0.00%	0 0.00%	21 60.00%	21 60.00%
	Kenneth "Kenny" DOWNEY	0 0.00%	0 0.00%	14 40.00%	14 40.00%
	<b>Cast Votes:</b>	0 0.00%	0 0.00%	35 92.11%	35 92.11%
	<b>Over Votes:</b>	0 0.00%	0 0.00%	0 0.00%	0 0.00%
	<b>Under Votes:</b>	0 0.00%	0 0.00%	3 7.89%	3 7.89%
<b>MAGISTRATE 6th Magisterial District, Vote For 1</b>					
	Tony GABEHART JR.	0 0.00%	0 0.00%	6 33.33%	6 33.33%
	Daril SALYERS	0 0.00%	0 0.00%	5 27.78%	5 27.78%
	Greg CALDWELL	0 0.00%	0 0.00%	7 38.89%	7 38.89%
	<b>Cast Votes:</b>	0 0.00%	0 0.00%	18 94.74%	18 94.74%
	<b>Over Votes:</b>	0 0.00%	0 0.00%	0 0.00%	0 0.00%
	<b>Under Votes:</b>	0 0.00%	0 0.00%	1 5.26%	1 5.26%
<b>MAGISTRATE 7th Magisterial District, Vote For 1</b>					
	Terry M. HADLEY	0 0.00%	0 0.00%	24 57.14%	24 57.14%
	Michael W. BRYANT	0 0.00%	0 0.00%	0 0.00%	0 0.00%
	Stephen FOSTER	0 0.00%	0 0.00%	6 14.29%	6 14.29%
	Billy R. ROWE	0 0.00%	0 0.00%	12 28.57%	12 28.57%
	<b>Cast Votes:</b>	0 0.00%	0 0.00%	42 97.67%	42 97.67%
	<b>Over Votes:</b>	0 0.00%	0 0.00%	0 0.00%	0 0.00%
	<b>Under Votes:</b>	0 0.00%	0 0.00%	1 2.33%	1 2.33%



Precinct Report — Unofficial

PRIMARY ELECTION HELD ON — OFFICIAL BALLOT FOR ADAIR COUNTY — May 22, 2018

Total Number of Voters : 292 of 0 = 0.00%

Party	Candidate	Absentee	Early	Election	Total
<b>Precinct AB (Ballots Cast: 292)</b>					
<b>UNITED STATES REPRESENTATIVE in CONGRESS 1st Congressional District, Vote For 1</b>					
	Paul WALKER	0 0.00%	0 0.00%	45 86.54%	45 86.54%
	Alonzo PENNINGTON	0 0.00%	0 0.00%	7 13.46%	7 13.46%
	<b>Cast Votes:</b>	0 0.00%	0 0.00%	52 96.30%	52 96.30%
	<b>Over Votes:</b>	0 0.00%	0 0.00%	0 0.00%	0 0.00%
	<b>Under Votes:</b>	0 0.00%	0 0.00%	2 3.70%	2 3.70%
<b>COUNTY JUDGE/EXECUTIVE, Vote For 1</b>					
	Michael Lee STEPHENS	0 0.00%	0 0.00%	36 66.67%	36 66.67%
	Brandon "BO" BIGGS	0 0.00%	0 0.00%	18 33.33%	18 33.33%
	<b>Cast Votes:</b>	0 0.00%	0 0.00%	54 100.00%	54 100.00%
	<b>Over Votes:</b>	0 0.00%	0 0.00%	0 0.00%	0 0.00%
	<b>Under Votes:</b>	0 0.00%	0 0.00%	0 0.00%	0 0.00%
<b>JUSTICE of the SUPREME COURT 3rd Supreme Court District, Vote For 1</b>					
	Dan BALLOU	0 0.00%	0 0.00%	101 42.08%	101 42.08%
	Debra Hembree LAMBERT	0 0.00%	0 0.00%	113 47.08%	113 47.08%
	David TAPP	0 0.00%	0 0.00%	26 10.83%	26 10.83%
	<b>Cast Votes:</b>	0 0.00%	0 0.00%	240 82.19%	240 82.19%
	<b>Over Votes:</b>	0 0.00%	0 0.00%	0 0.00%	0 0.00%
	<b>Under Votes:</b>	0 0.00%	0 0.00%	52 17.81%	52 17.81%