Precinct Report — Unofficial

PRESIDENTIAL PREFERENCE AND REGULAR PRIMARY — OFFICIAL BALLOT FOR ADAIR COUNTY — May 17, 2016

05/17/2016 06:46 PM

Total Number of Voters : 2,754 of 0 = 0.00%

Precincts Reporting 17 of 17 = 100.00%

Party	Candidate	Absentee		Early		Election		Total	
Precinct AB (Ballots Cast: 117)									
UNITED STATES SENATOR, Vote For 1									
	James R. GOULD	0	0.00%	0	0.00%	12	14.63%	12	14.63%
	Rand PAUL	0	0.00%	0	0.00%	65	79.27%	65	79.27%
	Stephen Howard SLAUGHTER	0	0.00%	0	0.00%	5	6.10%	5	6.10%
	Cast Votes:	0	0.00%	0	0.00%	82	96.47%	82	96.47%
	Over Votes:	0	0.00%	0	0.00%	0	0.00%	0	0.00%
	Under Votes:	0	0.00%	0	0.00%	3	3.53%	3	3.53%
UNITED STATES REPRESENTATIVE in CONGRESS 1st Congressional District, Vote For 1									
	Mike PAPE	0	0.00%	0	0.00%	9	10.98%	9	10.98%
	Miles A. CAUGHEY JR.	0	0.00%	0	0.00%	3	3.66%	3	3.66%
	Jason BATTS	0	0.00%	0	0.00%	9	10.98%	9	10.98%
	James R. COMER	0	0.00%	0	0.00%	61	74.39%	61	74.39%
	Cast Votes:	0	0.00%	0	0.00%	82	96.47%	82	96.47%
	Over Votes:	0	0.00%	0	0.00%	0	0.00%	0	0.00%
	Under Votes:	0	0.00%	0	0.00%	3	3.53%	3	3.53%
PRESIDENT of the UNITED STATES, Vote For 1									
	Martin J. O'MALLEY	0	0.00%	0	0.00%	1	3.13%	1	3.13%
	Bernard "Bernie" SANDERS	0	0.00%	0	0.00%	13	40.63%	13	40.63%
	Hillary CLINTON	0	0.00%	0	0.00%	16	50.00%	16	50.00%
	Roque Rocky DE LA FUENTE	0	0.00%	0	0.00%	0	0.00%	0	0.00%
	"UNCOMMITTED"	0	0.00%	0	0.00%	2	6.25%	2	6.25%
	Cast Votes:	0	0.00%	0	0.00%	32	100.00%	32	100.00%
	Over Votes:	0	0.00%	0	0.00%	0	0.00%	0	0.00%
	Under Votes:	0	0.00%	0	0.00%	0	0.00%	0	0.00%
UNITED STATES SENATOR, Vote For 1									
	Jim GRAY	0	0.00%	0	0.00%	20	66.67%	20	66.67%
	Rory HOULIHAN	0	0.00%	0	0.00%	1	3.33%	1	3.33%
	Jeff KENDER	0	0.00%	0	0.00%	3	10.00%	3	10.00%
	Ron LEACH	0	0.00%	0	0.00%	2	6.67%	2	6.67%
	Tom RECKTENWALD	0	0.00%	0	0.00%	1	3.33%	1	3.33%
	Grant T. SHORT	0	0.00%	0	0.00%	2	6.67%	2	6.67%
	Sellus WILDER	0	0.00%	0	0.00%	1	3.33%	1	3.33%
	Cast Votes:	0	0.00%	0	0.00%	30	93.75%	30	93.75%
	Over Votes:	0	0.00%	0	0.00%	0	0.00%	0	0.00%
	Under Votes:	0	0.00%	0	0.00%	2	6.25%	2	6.25%

RECEIVED
MAY 23 2016
State Board of Elections

Precinct Report — Unofficial

PRESIDENTIAL PREFERENCE AND REGULAR PRIMARY — OFFICIAL BALLOT FOR ADAIR COUNTY — May 17, 2016

05/17/2016 06:46 PM

Total Number of Voters : 2,754 of 0 = 0.00%

Precincts Reporting 17 of 17 = 100.00%

Party	Candidate	Absentee		Early		Election		Total	
Precinct AB (Ballots Cast: 117)									
UNITED STATES REPRESENTATIVE in CONGRESS 1st Congressional District, Vote For 1									
	Tom OSBORNE	0	0.00%	0	0.00%	18	69.23%	18	69.23%
	Samuel L. GASKINS	0	0.00%	0	0.00%	8	30.77%	8	30.77%
	Cast Votes:	0	0.00%	0	0.00%	26	81.25%	26	81.25%
	Over Votes:	0	0.00%	0	0.00%	0	0.00%	0	0.00%
	Under Votes:	0	0.00%	0	0.00%	6	18.75%	6	18.75%

Precinct Report — Unofficial

PRESIDENTIAL PREFERENCE AND REGULAR PRIMARY — OFFICIAL BALLOT FOR ADAIR COUNTY — May 17, 2016

05/17/2016 06:46 PM

Total Number of Voters : 2,754 of 0 = 0.00%

Precincts Reporting 17 of 17 = 100.00%

Party	Candidate	Absentee		Early		Election		Total	
Precinct A102 (Ballots Cast: 77)									
UNITED STATES SENATOR, Vote For 1									
	James R. GOULD	0	0.00%	0	0.00%	10	17.86%	10	17.86%
	Rand PAUL	0	0.00%	0	0.00%	43	76.79%	43	76.79%
	Stephen Howard SLAUGHTER	0	0.00%	0	0.00%	3	5.36%	3	5.36%
	Cast Votes:	0	0.00%	0	0.00%	56	88.89%	56	88.89%
	Over Votes:	0	0.00%	0	0.00%	0	0.00%	0	0.00%
	Under Votes:	0	0.00%	0	0.00%	7	11.11%	7	11.11%
UNITED STATES REPRESENTATIVE in CONGRESS 1st Congressional District, Vote For 1									
	Mike PAPE	0	0.00%	0	0.00%	4	6.45%	4	6.45%
	Miles A. CAUGHEY JR.	0	0.00%	0	0.00%	0	0.00%	0	0.00%
	Jason BATTS	0	0.00%	0	0.00%	4	6.45%	4	6.45%
	James R. COMER	0	0.00%	0	0.00%	54	87.10%	54	87.10%
	Cast Votes:	0	0.00%	0	0.00%	62	98.41%	62	98.41%
	Over Votes:	0	0.00%	0	0.00%	0	0.00%	0	0.00%
	Under Votes:	0	0.00%	0	0.00%	1	1.59%	1	1.59%
PRESIDENT of the UNITED STATES, Vote For 1									
	Martin J. O'MALLEY	0	0.00%	0	0.00%	0	0.00%	0	0.00%
	Bernard "Bernie" SANDERS	0	0.00%	0	0.00%	10	71.43%	10	71.43%
	Hillary CLINTON	0	0.00%	0	0.00%	3	21.43%	3	21.43%
	Roque Rocky DE LA FUENTE	0	0.00%	0	0.00%	0	0.00%	0	0.00%
	"UNCOMMITTED"	0	0.00%	0	0.00%	1	7.14%	1	7.14%
	Cast Votes:	0	0.00%	0	0.00%	14	100.00%	14	100.00%
	Over Votes:	0	0.00%	0	0.00%	0	0.00%	0	0.00%
	Under Votes:	0	0.00%	0	0.00%	0	0.00%	0	0.00%
UNITED STATES SENATOR, Vote For 1									
	Jim GRAY	0	0.00%	0	0.00%	5	38.46%	5	38.46%
	Rory HOULIHAN	0	0.00%	0	0.00%	1	7.69%	1	7.69%
	Jeff KENDER	0	0.00%	0	0.00%	2	15.38%	2	15.38%
	Ron LEACH	0	0.00%	0	0.00%	3	23.08%	3	23.08%
	Tom RECKTENWALD	0	0.00%	0	0.00%	1	7.69%	1	7.69%
	Grant T. SHORT	0	0.00%	0	0.00%	0	0.00%	0	0.00%
	Sellus WILDER	0	0.00%	0	0.00%	1	7.69%	1	7.69%
	Cast Votes:	0	0.00%	0	0.00%	13	92.86%	13	92.86%
	Over Votes:	0	0.00%	0	0.00%	0	0.00%	0	0.00%
	Under Votes:	0	0.00%	0	0.00%	1	7.14%	1	7.14%

Precinct Report — Unofficial

PRESIDENTIAL PREFERENCE AND REGULAR PRIMARY — OFFICIAL BALLOT FOR ADAIR COUNTY — May 17, 2016

05/17/2016 06:46 PM

Total Number of Voters : 2,754 of 0 = 0.00%

Precincts Reporting 17 of 17 = 100.00%

Party	Candidate	Absentee		Early		Election		Total	
Precinct A102 (Ballots Cast: 77)									
UNITED STATES REPRESENTATIVE in CONGRESS 1st Congressional District, Vote For 1									
	Tom OSBORNE	0	0.00%	0	0.00%	5	38.46%	5	38.46%
	Samuel L. GASKINS	0	0.00%	0	0.00%	8	61.54%	8	61.54%
	Cast Votes:	0	0.00%	0	0.00%	13	92.86%	13	92.86%
	Over Votes:	0	0.00%	0	0.00%	0	0.00%	0	0.00%
	Under Votes:	0	0.00%	0	0.00%	1	7.14%	1	7.14%

Total Number of Voters : 2,754 of 0 = 0.00%

Precincts Reporting 17 of 17 = 100.00%

Party	Candidate	Absentee		Early		Election		Total	
Precinct A104 (Ballots Cast: 111)									
UNITED STATES SENATOR, Vote For 1									
	James R. GOULD	0	0.00%	0	0.00%	12	15.00%	12	15.00%
	Rand PAUL	0	0.00%	0	0.00%	63	78.75%	63	78.75%
	Stephen Howard SLAUGHTER	0	0.00%	0	0.00%	5	6.25%	5	6.25%
	Cast Votes:	0	0.00%	0	0.00%	80	93.02%	80	93.02%
	Over Votes:	0	0.00%	0	0.00%	0	0.00%	0	0.00%
	Under Votes:	0	0.00%	0	0.00%	6	6.98%	6	6.98%
UNITED STATES REPRESENTATIVE in CONGRESS 1st Congressional District, Vote For 1									
	Mike PAPE	0	0.00%	0	0.00%	16	19.05%	16	19.05%
	Miles A. CAUGHEY JR.	0	0.00%	0	0.00%	0	0.00%	0	0.00%
	Jason BATTS	0	0.00%	0	0.00%	12	14.29%	12	14.29%
	James R. COMER	0	0.00%	0	0.00%	56	66.67%	56	66.67%
	Cast Votes:	0	0.00%	0	0.00%	84	97.67%	84	97.67%
	Over Votes:	0	0.00%	0	0.00%	0	0.00%	0	0.00%
	Under Votes:	0	0.00%	0	0.00%	2	2.33%	2	2.33%
PRESIDENT of the UNITED STATES, Vote For 1									
	Martin J. O'MALLEY	0	0.00%	0	0.00%	2	8.00%	2	8.00%
	Bernard "Bernie" SANDERS	0	0.00%	0	0.00%	18	72.00%	18	72.00%
	Hillary CLINTON	0	0.00%	0	0.00%	4	16.00%	4	16.00%
	Roque Rocky DE LA FUENTE	0	0.00%	0	0.00%	0	0.00%	0	0.00%
	"UNCOMMITTED"	0	0.00%	0	0.00%	1	4.00%	1	4.00%
	Cast Votes:	0	0.00%	0	0.00%	25	100.00%	25	100.00%
	Over Votes:	0	0.00%	0	0.00%	0	0.00%	0	0.00%
	Under Votes:	0	0.00%	0	0.00%	0	0.00%	0	0.00%
UNITED STATES SENATOR, Vote For 1									
	Jim GRAY	0	0.00%	0	0.00%	10	52.63%	10	52.63%
	Rory HOULIHAN	0	0.00%	0	0.00%	1	5.26%	1	5.26%
	Jeff KENDER	0	0.00%	0	0.00%	0	0.00%	0	0.00%
	Ron LEACH	0	0.00%	0	0.00%	1	5.26%	1	5.26%
	Tom RECKTENWALD	0	0.00%	0	0.00%	0	0.00%	0	0.00%
	Grant T. SHORT	0	0.00%	0	0.00%	0	0.00%	0	0.00%
	Sellus WILDER	0	0.00%	0	0.00%	7	36.84%	7	36.84%
	Cast Votes:	0	0.00%	0	0.00%	19	76.00%	19	76.00%
	Over Votes:	0	0.00%	0	0.00%	0	0.00%	0	0.00%
	Under Votes:	0	0.00%	0	0.00%	6	24.00%	6	24.00%

Precinct Report — Unofficial

PRESIDENTIAL PREFERENCE AND REGULAR PRIMARY — OFFICIAL BALLOT FOR ADAIR COUNTY — May 17, 2016

05/17/2016 06:46 PM

Total Number of Voters : 2,754 of 0 = 0.00%

Precincts Reporting 17 of 17 = 100.00%

Party	Candidate	Absentee		Early		Election		Total	
Precinct A104 (Ballots Cast: 111)									
UNITED STATES REPRESENTATIVE in CONGRESS 1st Congressional District, Vote For 1									
	Tom OSBORNE	0	0.00%	0	0.00%	7	38.89%	7	38.89%
	Samuel L. GASKINS	0	0.00%	0	0.00%	11	61.11%	11	61.11%
	Cast Votes:	0	0.00%	0	0.00%	18	72.00%	18	72.00%
	Over Votes:	0	0.00%	0	0.00%	0	0.00%	0	0.00%
	Under Votes:	0	0.00%	0	0.00%	7	28.00%	7	28.00%

Precinct Report — Unofficial

PRESIDENTIAL PREFERENCE AND REGULAR PRIMARY — OFFICIAL BALLOT FOR ADAIR COUNTY — May 17, 2016

05/17/2016 06:46 PM

Total Number of Voters : 2,754 of 0 = 0.00%

Precincts Reporting 17 of 17 = 100.00%

Party	Candidate	Absentee		Early		Election		Total	
Precinct A105 (Ballots Cast: 114)									
UNITED STATES SENATOR, Vote For 1									
	James R. GOULD	0	0.00%	0	0.00%	14	16.28%	14	16.28%
	Rand PAUL	0	0.00%	0	0.00%	68	79.07%	68	79.07%
	Stephen Howard SLAUGHTER	0	0.00%	0	0.00%	4	4.65%	4	4.65%
	Cast Votes:	0	0.00%	0	0.00%	86	91.49%	86	91.49%
	Over Votes:	0	0.00%	0	0.00%	0	0.00%	0	0.00%
	Under Votes:	0	0.00%	0	0.00%	8	8.51%	8	8.51%
UNITED STATES REPRESENTATIVE in CONGRESS 1st Congressional District, Vote For 1									
	Mike PAPE	0	0.00%	0	0.00%	17	18.28%	17	18.28%
	Miles A. CAUGHEY JR.	0	0.00%	0	0.00%	0	0.00%	0	0.00%
	Jason BATTS	0	0.00%	0	0.00%	6	6.45%	6	6.45%
	James R. COMER	0	0.00%	0	0.00%	70	75.27%	70	75.27%
	Cast Votes:	0	0.00%	0	0.00%	93	98.94%	93	98.94%
	Over Votes:	0	0.00%	0	0.00%	0	0.00%	0	0.00%
	Under Votes:	0	0.00%	0	0.00%	1	1.06%	1	1.06%
PRESIDENT of the UNITED STATES, Vote For 1									
	Martin J. O'MALLEY	0	0.00%	0	0.00%	1	5.26%	1	5.26%
	Bernard "Bernie" SANDERS	0	0.00%	0	0.00%	9	47.37%	9	47.37%
	Hillary CLINTON	0	0.00%	0	0.00%	9	47.37%	9	47.37%
	Roque Rocky DE LA FUENTE	0	0.00%	0	0.00%	0	0.00%	0	0.00%
	"UNCOMMITTED"	0	0.00%	0	0.00%	0	0.00%	0	0.00%
	Cast Votes:	0	0.00%	0	0.00%	19	95.00%	19	95.00%
	Over Votes:	0	0.00%	0	0.00%	0	0.00%	0	0.00%
	Under Votes:	0	0.00%	0	0.00%	1	5.00%	1	5.00%
UNITED STATES SENATOR, Vote For 1									
	Jim GRAY	0	0.00%	0	0.00%	11	64.71%	11	64.71%
	Rory HOULIHAN	0	0.00%	0	0.00%	1	5.88%	1	5.88%
	Jeff KENDER	0	0.00%	0	0.00%	0	0.00%	0	0.00%
	Ron LEACH	0	0.00%	0	0.00%	2	11.76%	2	11.76%
	Tom RECKTENWALD	0	0.00%	0	0.00%	0	0.00%	0	0.00%
	Grant T. SHORT	0	0.00%	0	0.00%	0	0.00%	0	0.00%
	Sellus WILDER	0	0.00%	0	0.00%	3	17.65%	3	17.65%
	Cast Votes:	0	0.00%	0	0.00%	17	85.00%	17	85.00%
	Over Votes:	0	0.00%	0	0.00%	0	0.00%	0	0.00%
	Under Votes:	0	0.00%	0	0.00%	3	15.00%	3	15.00%

Precinct Report — Unofficial

PRESIDENTIAL PREFERENCE AND REGULAR PRIMARY — OFFICIAL BALLOT FOR ADAIR COUNTY — May 17, 2016

05/17/2016 06:46 PM

Total Number of Voters : 2,754 of 0 = 0.00%

Precincts Reporting 17 of 17 = 100.00%

Party	Candidate	Absentee		Early		Election		Total	
Precinct A105 (Ballots Cast: 114)									
UNITED STATES REPRESENTATIVE in CONGRESS 1st Congressional District, Vote For 1									
	Tom OSBORNE	0	0.00%	0	0.00%	7	38.89%	7	38.89%
	Samuel L. GASKINS	0	0.00%	0	0.00%	11	61.11%	11	61.11%
	Cast Votes:	0	0.00%	0	0.00%	18	90.00%	18	90.00%
	Over Votes:	0	0.00%	0	0.00%	0	0.00%	0	0.00%
	Under Votes:	0	0.00%	0	0.00%	2	10.00%	2	10.00%

Precinct Report — Unofficial

PRESIDENTIAL PREFERENCE AND REGULAR PRIMARY — OFFICIAL BALLOT FOR ADAIR COUNTY — May 17, 2016

05/17/2016 06:46 PM

Total Number of Voters : 2,754 of 0 = 0.00%

Precincts Reporting 17 of 17 = 100.00%

Party	Candidate	Absentee		Early		Election		Total	
Precinct B102 (Ballots Cast: 182)									
UNITED STATES SENATOR, Vote For 1									
	James R. GOULD	0	0.00%	0	0.00%	7	6.80%	7	6.80%
	Rand PAUL	0	0.00%	0	0.00%	89	86.41%	89	86.41%
	Stephen Howard SLAUGHTER	0	0.00%	0	0.00%	7	6.80%	7	6.80%
	Cast Votes:	0	0.00%	0	0.00%	103	97.17%	103	97.17%
	Over Votes:	0	0.00%	0	0.00%	0	0.00%	0	0.00%
	Under Votes:	0	0.00%	0	0.00%	3	2.83%	3	2.83%
UNITED STATES REPRESENTATIVE in CONGRESS 1st Congressional District, Vote For 1									
	Mike PAPE	0	0.00%	0	0.00%	7	6.67%	7	6.67%
	Miles A. CAUGHEY JR.	0	0.00%	0	0.00%	0	0.00%	0	0.00%
	Jason BATTS	0	0.00%	0	0.00%	3	2.86%	3	2.86%
	James R. COMER	0	0.00%	0	0.00%	95	90.48%	95	90.48%
	Cast Votes:	0	0.00%	0	0.00%	105	99.06%	105	99.06%
	Over Votes:	0	0.00%	0	0.00%	0	0.00%	0	0.00%
	Under Votes:	0	0.00%	0	0.00%	1	0.94%	1	0.94%
PRESIDENT of the UNITED STATES, Vote For 1									
	Martin J. O'MALLEY	0	0.00%	0	0.00%	1	1.33%	1	1.33%
	Bernard "Bernie" SANDERS	0	0.00%	0	0.00%	33	44.00%	33	44.00%
	Hillary CLINTON	0	0.00%	0	0.00%	38	50.67%	38	50.67%
	Roque Rocky DE LA FUENTE	0	0.00%	0	0.00%	0	0.00%	0	0.00%
	"UNCOMMITTED"	0	0.00%	0	0.00%	3	4.00%	3	4.00%
	Cast Votes:	0	0.00%	0	0.00%	75	98.68%	75	98.68%
	Over Votes:	0	0.00%	0	0.00%	0	0.00%	0	0.00%
	Under Votes:	0	0.00%	0	0.00%	1	1.32%	1	1.32%
UNITED STATES SENATOR, Vote For 1									
	Jim GRAY	0	0.00%	0	0.00%	41	64.06%	41	64.06%
	Rory HOULIHAN	0	0.00%	0	0.00%	1	1.56%	1	1.56%
	Jeff KENDER	0	0.00%	0	0.00%	1	1.56%	1	1.56%
	Ron LEACH	0	0.00%	0	0.00%	4	6.25%	4	6.25%
	Tom RECKTENWALD	0	0.00%	0	0.00%	1	1.56%	1	1.56%
	Grant T. SHORT	0	0.00%	0	0.00%	3	4.69%	3	4.69%
	Sellus WILDER	0	0.00%	0	0.00%	13	20.31%	13	20.31%
	Cast Votes:	0	0.00%	0	0.00%	64	84.21%	64	84.21%
	Over Votes:	0	0.00%	0	0.00%	0	0.00%	0	0.00%
	Under Votes:	0	0.00%	0	0.00%	12	15.79%	12	15.79%

Precinct Report — Unofficial

PRESIDENTIAL PREFERENCE AND REGULAR PRIMARY — OFFICIAL BALLOT FOR ADAIR COUNTY — May 17, 2016

05/17/2016 06:46 PM

Total Number of Voters : 2,754 of 0 = 0.00%

Precincts Reporting 17 of 17 = 100.00%

Party	Candidate	Absentee		Early		Election		Total	
Precinct B102 (Ballots Cast: 182)									
UNITED STATES REPRESENTATIVE in CONGRESS 1st Congressional District, Vote For 1									
	Tom OSBORNE	0	0.00%	0	0.00%	34	54.84%	34	54.84%
	Samuel L. GASKINS	0	0.00%	0	0.00%	28	45.16%	28	45.16%
	Cast Votes:	0	0.00%	0	0.00%	62	81.58%	62	81.58%
	Over Votes:	0	0.00%	0	0.00%	0	0.00%	0	0.00%
	Under Votes:	0	0.00%	0	0.00%	14	18.42%	14	18.42%

Precinct Report — Unofficial

PRESIDENTIAL PREFERENCE AND REGULAR PRIMARY — OFFICIAL BALLOT FOR ADAIR COUNTY — May 17, 2016

05/17/2016 06:46 PM

Total Number of Voters : 2,754 of 0 = 0.00%

Precincts Reporting 17 of 17 = 100.00%

Party	Candidate	Absentee		Early		Election		Total	
Precinct B104 (Ballots Cast: 151)									
UNITED STATES SENATOR, Vote For 1									
	James R. GOULD	0	0.00%	0	0.00%	17	16.83%	17	16.83%
	Rand PAUL	0	0.00%	0	0.00%	80	79.21%	80	79.21%
	Stephen Howard SLAUGHTER	0	0.00%	0	0.00%	4	3.96%	4	3.96%
	Cast Votes:	0	0.00%	0	0.00%	101	94.39%	101	94.39%
	Over Votes:	0	0.00%	0	0.00%	0	0.00%	0	0.00%
	Under Votes:	0	0.00%	0	0.00%	6	5.61%	6	5.61%
UNITED STATES REPRESENTATIVE in CONGRESS 1st Congressional District, Vote For 1									
	Mike PAPE	0	0.00%	0	0.00%	7	6.54%	7	6.54%
	Miles A. CAUGHEY JR.	0	0.00%	0	0.00%	3	2.80%	3	2.80%
	Jason BATTS	0	0.00%	0	0.00%	6	5.61%	6	5.61%
	James R. COMER	0	0.00%	0	0.00%	91	85.05%	91	85.05%
	Cast Votes:	0	0.00%	0	0.00%	107	100.00%	107	100.00%
	Over Votes:	0	0.00%	0	0.00%	0	0.00%	0	0.00%
	Under Votes:	0	0.00%	0	0.00%	0	0.00%	0	0.00%
PRESIDENT of the UNITED STATES, Vote For 1									
	Martin J. O'MALLEY	0	0.00%	0	0.00%	0	0.00%	0	0.00%
	Bernard "Bernie" SANDERS	0	0.00%	0	0.00%	25	59.52%	25	59.52%
	Hillary CLINTON	0	0.00%	0	0.00%	15	35.71%	15	35.71%
	Roque Rocky DE LA FUENTE	0	0.00%	0	0.00%	0	0.00%	0	0.00%
	"UNCOMMITTED"	0	0.00%	0	0.00%	2	4.76%	2	4.76%
	Cast Votes:	0	0.00%	0	0.00%	42	95.45%	42	95.45%
	Over Votes:	0	0.00%	0	0.00%	0	0.00%	0	0.00%
	Under Votes:	0	0.00%	0	0.00%	2	4.55%	2	4.55%
UNITED STATES SENATOR, Vote For 1									
	Jim GRAY	0	0.00%	0	0.00%	15	40.54%	15	40.54%
	Rory HOULIHAN	0	0.00%	0	0.00%	2	5.41%	2	5.41%
	Jeff KENDER	0	0.00%	0	0.00%	1	2.70%	1	2.70%
	Ron LEACH	0	0.00%	0	0.00%	8	21.62%	8	21.62%
	Tom RECKTENWALD	0	0.00%	0	0.00%	1	2.70%	1	2.70%
	Grant T. SHORT	0	0.00%	0	0.00%	1	2.70%	1	2.70%
	Sellus WILDER	0	0.00%	0	0.00%	9	24.32%	9	24.32%
	Cast Votes:	0	0.00%	0	0.00%	37	84.09%	37	84.09%
	Over Votes:	0	0.00%	0	0.00%	0	0.00%	0	0.00%
	Under Votes:	0	0.00%	0	0.00%	7	15.91%	7	15.91%

Precinct Report — Unofficial

PRESIDENTIAL PREFERENCE AND REGULAR PRIMARY — OFFICIAL BALLOT FOR ADAIR COUNTY — May 17, 2016

05/17/2016 06:46 PM

Total Number of Voters : 2,754 of 0 = 0.00%

Precincts Reporting 17 of 17 = 100.00%

Party	Candidate	Absentee		Early		Election		Total	
Precinct B104 (Ballots Cast: 151)									
UNITED STATES REPRESENTATIVE in CONGRESS 1st Congressional District, Vote For 1									
	Tom OSBORNE	0	0.00%	0	0.00%	13	40.63%	13	40.63%
	Samuel L. GASKINS	0	0.00%	0	0.00%	19	59.38%	19	59.38%
	Cast Votes:	0	0.00%	0	0.00%	32	72.73%	32	72.73%
	Over Votes:	0	0.00%	0	0.00%	0	0.00%	0	0.00%
	Under Votes:	0	0.00%	0	0.00%	12	27.27%	12	27.27%

Precinct Report — Unofficial

PRESIDENTIAL PREFERENCE AND REGULAR PRIMARY — OFFICIAL BALLOT FOR ADAIR COUNTY — May 17, 2016

05/17/2016 06:46 PM

Total Number of Voters : 2,754 of 0 = 0.00%

Precincts Reporting 17 of 17 = 100.00%

Party	Candidate	Absentee		Early		Election		Total	
Precinct C102 (Ballots Cast: 144)									
UNITED STATES SENATOR, Vote For 1									
	James R. GOULD	0	0.00%	0	0.00%	11	14.67%	11	14.67%
	Rand PAUL	0	0.00%	0	0.00%	59	78.67%	59	78.67%
	Stephen Howard SLAUGHTER	0	0.00%	0	0.00%	5	6.67%	5	6.67%
	Cast Votes:	0	0.00%	0	0.00%	75	98.68%	75	98.68%
	Over Votes:	0	0.00%	0	0.00%	0	0.00%	0	0.00%
	Under Votes:	0	0.00%	0	0.00%	1	1.32%	1	1.32%
UNITED STATES REPRESENTATIVE in CONGRESS 1st Congressional District, Vote For 1									
	Mike PAPE	0	0.00%	0	0.00%	3	3.95%	3	3.95%
	Miles A. CAUGHEY JR.	0	0.00%	0	0.00%	0	0.00%	0	0.00%
	Jason BATTS	0	0.00%	0	0.00%	7	9.21%	7	9.21%
	James R. COMER	0	0.00%	0	0.00%	66	86.84%	66	86.84%
	Cast Votes:	0	0.00%	0	0.00%	76	100.00%	76	100.00%
	Over Votes:	0	0.00%	0	0.00%	0	0.00%	0	0.00%
	Under Votes:	0	0.00%	0	0.00%	0	0.00%	0	0.00%
PRESIDENT of the UNITED STATES, Vote For 1									
	Martin J. O'MALLEY	0	0.00%	0	0.00%	4	6.15%	4	6.15%
	Bernard "Bernie" SANDERS	0	0.00%	0	0.00%	28	43.08%	28	43.08%
	Hillary CLINTON	0	0.00%	0	0.00%	31	47.69%	31	47.69%
	Roque Rocky DE LA FUENTE	0	0.00%	0	0.00%	0	0.00%	0	0.00%
	"UNCOMMITTED"	0	0.00%	0	0.00%	2	3.08%	2	3.08%
	Cast Votes:	0	0.00%	0	0.00%	65	95.59%	65	95.59%
	Over Votes:	0	0.00%	0	0.00%	1	1.47%	1	1.47%
	Under Votes:	0	0.00%	0	0.00%	2	2.94%	2	2.94%
UNITED STATES SENATOR, Vote For 1									
	Jim GRAY	0	0.00%	0	0.00%	37	64.91%	37	64.91%
	Rory HOULIHAN	0	0.00%	0	0.00%	0	0.00%	0	0.00%
	Jeff KENDER	0	0.00%	0	0.00%	2	3.51%	2	3.51%
	Ron LEACH	0	0.00%	0	0.00%	9	15.79%	9	15.79%
	Tom RECKTENWALD	0	0.00%	0	0.00%	0	0.00%	0	0.00%
	Grant T. SHORT	0	0.00%	0	0.00%	3	5.26%	3	5.26%
	Sellus WILDER	0	0.00%	0	0.00%	6	10.53%	6	10.53%
	Cast Votes:	0	0.00%	0	0.00%	57	83.82%	57	83.82%
	Over Votes:	0	0.00%	0	0.00%	0	0.00%	0	0.00%
	Under Votes:	0	0.00%	0	0.00%	11	16.18%	11	16.18%

Precinct Report — Unofficial

PRESIDENTIAL PREFERENCE AND REGULAR PRIMARY — OFFICIAL BALLOT FOR ADAIR COUNTY — May 17, 2016

05/17/2016 06:46 PM

Total Number of Voters : 2,754 of 0 = 0.00%

Precincts Reporting 17 of 17 = 100.00%

Party	Candidate	Absentee		Early		Election		Total	
Precinct C102 (Ballots Cast: 144)									
UNITED STATES REPRESENTATIVE in CONGRESS 1st Congressional District, Vote For 1									
	Tom OSBORNE	0	0.00%	0	0.00%	29	52.73%	29	52.73%
	Samuel L. GASKINS	0	0.00%	0	0.00%	26	47.27%	26	47.27%
	Cast Votes:	0	0.00%	0	0.00%	55	80.88%	55	80.88%
	Over Votes:	0	0.00%	0	0.00%	0	0.00%	0	0.00%
	Under Votes:	0	0.00%	0	0.00%	13	19.12%	13	19.12%

Precinct Report — Unofficial

PRESIDENTIAL PREFERENCE AND REGULAR PRIMARY — OFFICIAL BALLOT FOR ADAIR COUNTY — May 17, 2016

05/17/2016 06:46 PM

Total Number of Voters : 2,754 of 0 = 0.00%

Precincts Reporting 17 of 17 = 100.00%

Party	Candidate	Absentee		Early		Election		Total	
Precinct C104 (Ballots Cast: 190)									
UNITED STATES SENATOR, Vote For 1									
	James R. GOULD	0	0.00%	0	0.00%	11	9.32%	11	9.32%
	Rand PAUL	0	0.00%	0	0.00%	102	86.44%	102	86.44%
	Stephen Howard SLAUGHTER	0	0.00%	0	0.00%	5	4.24%	5	4.24%
	Cast Votes:	0	0.00%	0	0.00%	118	96.72%	118	96.72%
	Over Votes:	0	0.00%	0	0.00%	0	0.00%	0	0.00%
	Under Votes:	0	0.00%	0	0.00%	4	3.28%	4	3.28%
UNITED STATES REPRESENTATIVE in CONGRESS 1st Congressional District, Vote For 1									
	Mike PAPE	0	0.00%	0	0.00%	14	11.57%	14	11.57%
	Miles A. CAUGHEY JR.	0	0.00%	0	0.00%	2	1.65%	2	1.65%
	Jason BATTS	0	0.00%	0	0.00%	9	7.44%	9	7.44%
	James R. COMER	0	0.00%	0	0.00%	96	79.34%	96	79.34%
	Cast Votes:	0	0.00%	0	0.00%	121	99.18%	121	99.18%
	Over Votes:	0	0.00%	0	0.00%	0	0.00%	0	0.00%
	Under Votes:	0	0.00%	0	0.00%	1	0.82%	1	0.82%
PRESIDENT of the UNITED STATES, Vote For 1									
	Martin J. O'MALLEY	0	0.00%	0	0.00%	0	0.00%	0	0.00%
	Bernard "Bernie" SANDERS	0	0.00%	0	0.00%	32	47.06%	32	47.06%
	Hillary CLINTON	0	0.00%	0	0.00%	36	52.94%	36	52.94%
	Roque Rocky DE LA FUENTE	0	0.00%	0	0.00%	0	0.00%	0	0.00%
	"UNCOMMITTED"	0	0.00%	0	0.00%	0	0.00%	0	0.00%
	Cast Votes:	0	0.00%	0	0.00%	68	100.00%	68	100.00%
	Over Votes:	0	0.00%	0	0.00%	0	0.00%	0	0.00%
	Under Votes:	0	0.00%	0	0.00%	0	0.00%	0	0.00%
UNITED STATES SENATOR, Vote For 1									
	Jim GRAY	0	0.00%	0	0.00%	45	78.95%	45	78.95%
	Rory HOULIHAN	0	0.00%	0	0.00%	2	3.51%	2	3.51%
	Jeff KENDER	0	0.00%	0	0.00%	2	3.51%	2	3.51%
	Ron LEACH	0	0.00%	0	0.00%	4	7.02%	4	7.02%
	Tom RECKTENWALD	0	0.00%	0	0.00%	1	1.75%	1	1.75%
	Grant T. SHORT	0	0.00%	0	0.00%	1	1.75%	1	1.75%
	Sellus WILDER	0	0.00%	0	0.00%	2	3.51%	2	3.51%
	Cast Votes:	0	0.00%	0	0.00%	57	83.82%	57	83.82%
	Over Votes:	0	0.00%	0	0.00%	0	0.00%	0	0.00%
	Under Votes:	0	0.00%	0	0.00%	11	16.18%	11	16.18%

Precinct Report — Unofficial

PRESIDENTIAL PREFERENCE AND REGULAR PRIMARY — OFFICIAL BALLOT FOR ADAIR COUNTY — May 17, 2016

05/17/2016 06:46 PM

Total Number of Voters : 2,754 of 0 = 0.00%

Precincts Reporting 17 of 17 = 100.00%

Party	Candidate	Absentee		Early		Election		Total	
Precinct C104 (Ballots Cast: 190)									
UNITED STATES REPRESENTATIVE in CONGRESS 1st Congressional District, Vote For 1									
	Tom OSBORNE	0	0.00%	0	0.00%	36	73.47%	36	73.47%
	Samuel L. GASKINS	0	0.00%	0	0.00%	13	26.53%	13	26.53%
	Cast Votes:	0	0.00%	0	0.00%	49	72.06%	49	72.06%
	Over Votes:	0	0.00%	0	0.00%	0	0.00%	0	0.00%
	Under Votes:	0	0.00%	0	0.00%	19	27.94%	19	27.94%

Precinct Report — Unofficial

PRESIDENTIAL PREFERENCE AND REGULAR PRIMARY — OFFICIAL BALLOT FOR ADAIR COUNTY — May 17, 2016

05/17/2016 06:46 PM

Total Number of Voters : 2,754 of 0 = 0.00%

Precincts Reporting 17 of 17 = 100.00%

Party	Candidate	Absentee		Early		Election		Total	
Precinct D101 (Ballots Cast: 122)									
UNITED STATES SENATOR, Vote For 1									
	James R. GOULD	0	0.00%	0	0.00%	17	18.89%	17	18.89%
	Rand PAUL	0	0.00%	0	0.00%	69	76.67%	69	76.67%
	Stephen Howard SLAUGHTER	0	0.00%	0	0.00%	4	4.44%	4	4.44%
	Cast Votes:	0	0.00%	0	0.00%	90	94.74%	90	94.74%
	Over Votes:	0	0.00%	0	0.00%	0	0.00%	0	0.00%
	Under Votes:	0	0.00%	0	0.00%	5	5.26%	5	5.26%
UNITED STATES REPRESENTATIVE in CONGRESS 1st Congressional District, Vote For 1									
	Mike PAPE	0	0.00%	0	0.00%	11	11.58%	11	11.58%
	Miles A. CAUGHEY JR.	0	0.00%	0	0.00%	4	4.21%	4	4.21%
	Jason BATTS	0	0.00%	0	0.00%	9	9.47%	9	9.47%
	James R. COMER	0	0.00%	0	0.00%	71	74.74%	71	74.74%
	Cast Votes:	0	0.00%	0	0.00%	95	100.00%	95	100.00%
	Over Votes:	0	0.00%	0	0.00%	0	0.00%	0	0.00%
	Under Votes:	0	0.00%	0	0.00%	0	0.00%	0	0.00%
PRESIDENT of the UNITED STATES, Vote For 1									
	Martin J. O'MALLEY	0	0.00%	0	0.00%	0	0.00%	0	0.00%
	Bernard "Bernie" SANDERS	0	0.00%	0	0.00%	14	53.85%	14	53.85%
	Hillary CLINTON	0	0.00%	0	0.00%	8	30.77%	8	30.77%
	Roque Rocky DE LA FUENTE	0	0.00%	0	0.00%	0	0.00%	0	0.00%
	"UNCOMMITTED"	0	0.00%	0	0.00%	4	15.38%	4	15.38%
	Cast Votes:	0	0.00%	0	0.00%	26	96.30%	26	96.30%
	Over Votes:	0	0.00%	0	0.00%	0	0.00%	0	0.00%
	Under Votes:	0	0.00%	0	0.00%	1	3.70%	1	3.70%
UNITED STATES SENATOR, Vote For 1									
	Jim GRAY	0	0.00%	0	0.00%	12	57.14%	12	57.14%
	Rory HOULIHAN	0	0.00%	0	0.00%	1	4.76%	1	4.76%
	Jeff KENDER	0	0.00%	0	0.00%	2	9.52%	2	9.52%
	Ron LEACH	0	0.00%	0	0.00%	3	14.29%	3	14.29%
	Tom RECKTENWALD	0	0.00%	0	0.00%	1	4.76%	1	4.76%
	Grant T. SHORT	0	0.00%	0	0.00%	1	4.76%	1	4.76%
	Sellus WILDER	0	0.00%	0	0.00%	1	4.76%	1	4.76%
	Cast Votes:	0	0.00%	0	0.00%	21	77.78%	21	77.78%
	Over Votes:	0	0.00%	0	0.00%	0	0.00%	0	0.00%
	Under Votes:	0	0.00%	0	0.00%	6	22.22%	6	22.22%

Precinct Report — Unofficial

PRESIDENTIAL PREFERENCE AND REGULAR PRIMARY — OFFICIAL BALLOT FOR ADAIR COUNTY — May 17, 2016

05/17/2016 06:46 PM

Total Number of Voters : 2,754 of 0 = 0.00%

Precincts Reporting 17 of 17 = 100.00%

Party	Candidate	Absentee		Early		Election		Total	
Precinct D101 (Ballots Cast: 122)									
UNITED STATES REPRESENTATIVE in CONGRESS 1st Congressional District, Vote For 1									
	Tom OSBORNE	0	0.00%	0	0.00%	10	47.62%	10	47.62%
	Samuel L. GASKINS	0	0.00%	0	0.00%	11	52.38%	11	52.38%
	Cast Votes:	0	0.00%	0	0.00%	21	77.78%	21	77.78%
	Over Votes:	0	0.00%	0	0.00%	0	0.00%	0	0.00%
	Under Votes:	0	0.00%	0	0.00%	6	22.22%	6	22.22%

Precinct Report — Unofficial

PRESIDENTIAL PREFERENCE AND REGULAR PRIMARY — OFFICIAL BALLOT FOR ADAIR COUNTY — May 17, 2016

05/17/2016 06:46 PM

Total Number of Voters : 2,754 of 0 = 0.00%

Precincts Reporting 17 of 17 = 100.00%

Party	Candidate	Absentee		Early		Election		Total	
Precinct D103 (Ballots Cast: 143)									
UNITED STATES SENATOR, Vote For 1									
	James R. GOULD	0	0.00%	0	0.00%	7	7.69%	7	7.69%
	Rand PAUL	0	0.00%	0	0.00%	80	87.91%	80	87.91%
	Stephen Howard SLAUGHTER	0	0.00%	0	0.00%	4	4.40%	4	4.40%
	Cast Votes:	0	0.00%	0	0.00%	91	93.81%	91	93.81%
	Over Votes:	0	0.00%	0	0.00%	0	0.00%	0	0.00%
	Under Votes:	0	0.00%	0	0.00%	6	6.19%	6	6.19%
UNITED STATES REPRESENTATIVE in CONGRESS 1st Congressional District, Vote For 1									
	Mike PAPE	0	0.00%	0	0.00%	13	13.40%	13	13.40%
	Miles A. CAUGHEY JR.	0	0.00%	0	0.00%	1	1.03%	1	1.03%
	Jason BATTS	0	0.00%	0	0.00%	3	3.09%	3	3.09%
	James R. COMER	0	0.00%	0	0.00%	80	82.47%	80	82.47%
	Cast Votes:	0	0.00%	0	0.00%	97	100.00%	97	100.00%
	Over Votes:	0	0.00%	0	0.00%	0	0.00%	0	0.00%
	Under Votes:	0	0.00%	0	0.00%	0	0.00%	0	0.00%
PRESIDENT of the UNITED STATES, Vote For 1									
	Martin J. O'MALLEY	0	0.00%	0	0.00%	0	0.00%	0	0.00%
	Bernard "Bernie" SANDERS	0	0.00%	0	0.00%	25	54.35%	25	54.35%
	Hillary CLINTON	0	0.00%	0	0.00%	20	43.48%	20	43.48%
	Roque Rocky DE LA FUENTE	0	0.00%	0	0.00%	0	0.00%	0	0.00%
	"UNCOMMITTED"	0	0.00%	0	0.00%	1	2.17%	1	2.17%
	Cast Votes:	0	0.00%	0	0.00%	46	100.00%	46	100.00%
	Over Votes:	0	0.00%	0	0.00%	0	0.00%	0	0.00%
	Under Votes:	0	0.00%	0	0.00%	0	0.00%	0	0.00%
UNITED STATES SENATOR, Vote For 1									
	Jim GRAY	0	0.00%	0	0.00%	25	65.79%	25	65.79%
	Rory HOULIHAN	0	0.00%	0	0.00%	1	2.63%	1	2.63%
	Jeff KENDER	0	0.00%	0	0.00%	1	2.63%	1	2.63%
	Ron LEACH	0	0.00%	0	0.00%	7	18.42%	7	18.42%
	Tom RECKTENWALD	0	0.00%	0	0.00%	0	0.00%	0	0.00%
	Grant T. SHORT	0	0.00%	0	0.00%	2	5.26%	2	5.26%
	Sellus WILDER	0	0.00%	0	0.00%	2	5.26%	2	5.26%
	Cast Votes:	0	0.00%	0	0.00%	38	82.61%	38	82.61%
	Over Votes:	0	0.00%	0	0.00%	0	0.00%	0	0.00%
	Under Votes:	0	0.00%	0	0.00%	8	17.39%	8	17.39%

Precinct Report — Unofficial

PRESIDENTIAL PREFERENCE AND REGULAR PRIMARY — OFFICIAL BALLOT FOR ADAIR COUNTY — May 17, 2016

05/17/2016 06:46 PM

Total Number of Voters : 2,754 of 0 = 0.00%

Precincts Reporting 17 of 17 = 100.00%

Party	Candidate	Absentee		Early		Election		Total	
Precinct D103 (Ballots Cast: 143)									
UNITED STATES REPRESENTATIVE in CONGRESS 1st Congressional District, Vote For 1									
	Tom OSBORNE	0	0.00%	0	0.00%	19	52.78%	19	52.78%
	Samuel L. GASKINS	0	0.00%	0	0.00%	17	47.22%	17	47.22%
	Cast Votes:	0	0.00%	0	0.00%	36	78.26%	36	78.26%
	Over Votes:	0	0.00%	0	0.00%	0	0.00%	0	0.00%
	Under Votes:	0	0.00%	0	0.00%	10	21.74%	10	21.74%

Precinct Report — Unofficial

PRESIDENTIAL PREFERENCE AND REGULAR PRIMARY — OFFICIAL BALLOT FOR ADAIR COUNTY — May 17, 2016

05/17/2016 06:46 PM

Total Number of Voters : 2,754 of 0 = 0.00%

Precincts Reporting 17 of 17 = 100.00%

Party	Candidate	Absentee		Early		Election		Total	
Precinct D104 (Ballots Cast: 152)									
UNITED STATES SENATOR, Vote For 1									
	James R. GOULD	0	0.00%	0	0.00%	7	8.64%	7	8.64%
	Rand PAUL	0	0.00%	0	0.00%	71	87.65%	71	87.65%
	Stephen Howard SLAUGHTER	0	0.00%	0	0.00%	3	3.70%	3	3.70%
	Cast Votes:	0	0.00%	0	0.00%	81	97.59%	81	97.59%
	Over Votes:	0	0.00%	0	0.00%	0	0.00%	0	0.00%
	Under Votes:	0	0.00%	0	0.00%	2	2.41%	2	2.41%
UNITED STATES REPRESENTATIVE in CONGRESS 1st Congressional District, Vote For 1									
	Mike PAPE	0	0.00%	0	0.00%	7	8.54%	7	8.54%
	Miles A. CAUGHEY JR.	0	0.00%	0	0.00%	1	1.22%	1	1.22%
	Jason BATTS	0	0.00%	0	0.00%	4	4.88%	4	4.88%
	James R. COMER	0	0.00%	0	0.00%	70	85.37%	70	85.37%
	Cast Votes:	0	0.00%	0	0.00%	82	98.80%	82	98.80%
	Over Votes:	0	0.00%	0	0.00%	0	0.00%	0	0.00%
	Under Votes:	0	0.00%	0	0.00%	1	1.20%	1	1.20%
PRESIDENT of the UNITED STATES, Vote For 1									
	Martin J. O'MALLEY	0	0.00%	0	0.00%	1	1.45%	1	1.45%
	Bernard "Bernie" SANDERS	0	0.00%	0	0.00%	16	23.19%	16	23.19%
	Hillary CLINTON	0	0.00%	0	0.00%	51	73.91%	51	73.91%
	Roque Rocky DE LA FUENTE	0	0.00%	0	0.00%	0	0.00%	0	0.00%
	"UNCOMMITTED"	0	0.00%	0	0.00%	1	1.45%	1	1.45%
	Cast Votes:	0	0.00%	0	0.00%	69	100.00%	69	100.00%
	Over Votes:	0	0.00%	0	0.00%	0	0.00%	0	0.00%
	Under Votes:	0	0.00%	0	0.00%	0	0.00%	0	0.00%
UNITED STATES SENATOR, Vote For 1									
	Jim GRAY	0	0.00%	0	0.00%	49	79.03%	49	79.03%
	Rory HOULIHAN	0	0.00%	0	0.00%	0	0.00%	0	0.00%
	Jeff KENDER	0	0.00%	0	0.00%	2	3.23%	2	3.23%
	Ron LEACH	0	0.00%	0	0.00%	3	4.84%	3	4.84%
	Tom RECKTENWALD	0	0.00%	0	0.00%	2	3.23%	2	3.23%
	Grant T. SHORT	0	0.00%	0	0.00%	2	3.23%	2	3.23%
	Sellus WILDER	0	0.00%	0	0.00%	4	6.45%	4	6.45%
	Cast Votes:	0	0.00%	0	0.00%	62	89.86%	62	89.86%
	Over Votes:	0	0.00%	0	0.00%	0	0.00%	0	0.00%
	Under Votes:	0	0.00%	0	0.00%	7	10.14%	7	10.14%

Precinct Report — Unofficial

PRESIDENTIAL PREFERENCE AND REGULAR PRIMARY — OFFICIAL BALLOT FOR ADAIR COUNTY — May 17, 2016

05/17/2016 06:46 PM

Total Number of Voters : 2,754 of 0 = 0.00%

Precincts Reporting 17 of 17 = 100.00%

Party	Candidate	Absentee		Early		Election		Total	
Precinct D104 (Ballots Cast: 152)									
UNITED STATES REPRESENTATIVE *in* CONGRESS 1st Congressional District, *Vote For* 1									
	Tom OSBORNE	0	0.00%	0	0.00%	32	57.14%	32	57.14%
	Samuel L. GASKINS	0	0.00%	0	0.00%	24	42.86%	24	42.86%
	Cast Votes:	0	0.00%	0	0.00%	56	81.16%	56	81.16%
	Over Votes:	0	0.00%	0	0.00%	0	0.00%	0	0.00%
	Under Votes:	0	0.00%	0	0.00%	13	18.84%	13	18.84%

Precinct Report — Unofficial

PRESIDENTIAL PREFERENCE AND REGULAR PRIMARY — OFFICIAL BALLOT FOR ADAIR COUNTY — May 17, 2016

05/17/2016 06:46 PM

Total Number of Voters : 2,754 of 0 = 0.00%

Precincts Reporting 17 of 17 = 100.00%

Party	Candidate	Absentee		Early		Election		Total	
Precinct E101 (Ballots Cast: 161)									
UNITED STATES SENATOR, Vote For 1									
	James R. GOULD	0	0.00%	0	0.00%	15	13.39%	15	13.39%
	Rand PAUL	0	0.00%	0	0.00%	92	82.14%	92	82.14%
	Stephen Howard SLAUGHTER	0	0.00%	0	0.00%	5	4.46%	5	4.46%
	Cast Votes:	0	0.00%	0	0.00%	112	91.06%	112	91.06%
	Over Votes:	0	0.00%	0	0.00%	0	0.00%	0	0.00%
	Under Votes:	0	0.00%	0	0.00%	11	8.94%	11	8.94%
UNITED STATES REPRESENTATIVE in CONGRESS 1st Congressional District, Vote For 1									
	Mike PAPE	0	0.00%	0	0.00%	26	21.31%	26	21.31%
	Miles A. CAUGHEY JR.	0	0.00%	0	0.00%	1	0.82%	1	0.82%
	Jason BATTS	0	0.00%	0	0.00%	6	4.92%	6	4.92%
	James R. COMER	0	0.00%	0	0.00%	89	72.95%	89	72.95%
	Cast Votes:	0	0.00%	0	0.00%	122	99.19%	122	99.19%
	Over Votes:	0	0.00%	0	0.00%	0	0.00%	0	0.00%
	Under Votes:	0	0.00%	0	0.00%	1	0.81%	1	0.81%
PRESIDENT of the UNITED STATES, Vote For 1									
	Martin J. O'MALLEY	0	0.00%	0	0.00%	1	2.78%	1	2.78%
	Bernard "Bernie" SANDERS	0	0.00%	0	0.00%	15	41.67%	15	41.67%
	Hillary CLINTON	0	0.00%	0	0.00%	16	44.44%	16	44.44%
	Roque Rocky DE LA FUENTE	0	0.00%	0	0.00%	0	0.00%	0	0.00%
	"UNCOMMITTED"	0	0.00%	0	0.00%	4	11.11%	4	11.11%
	Cast Votes:	0	0.00%	0	0.00%	36	94.74%	36	94.74%
	Over Votes:	0	0.00%	0	0.00%	0	0.00%	0	0.00%
	Under Votes:	0	0.00%	0	0.00%	2	5.26%	2	5.26%
UNITED STATES SENATOR, Vote For 1									
	Jim GRAY	0	0.00%	0	0.00%	22	61.11%	22	61.11%
	Rory HOULIHAN	0	0.00%	0	0.00%	2	5.56%	2	5.56%
	Jeff KENDER	0	0.00%	0	0.00%	4	11.11%	4	11.11%
	Ron LEACH	0	0.00%	0	0.00%	1	2.78%	1	2.78%
	Tom RECKTENWALD	0	0.00%	0	0.00%	1	2.78%	1	2.78%
	Grant T. SHORT	0	0.00%	0	0.00%	3	8.33%	3	8.33%
	Sellus WILDER	0	0.00%	0	0.00%	3	8.33%	3	8.33%
	Cast Votes:	0	0.00%	0	0.00%	36	94.74%	36	94.74%
	Over Votes:	0	0.00%	0	0.00%	0	0.00%	0	0.00%
	Under Votes:	0	0.00%	0	0.00%	2	5.26%	2	5.26%

Precinct Report — Unofficial

PRESIDENTIAL PREFERENCE AND REGULAR PRIMARY — OFFICIAL BALLOT FOR ADAIR COUNTY — May 17, 2016

05/17/2016 06:46 PM

Total Number of Voters : 2,754 of 0 = 0.00%

Precincts Reporting 17 of 17 = 100.00%

Party	Candidate	Absentee		Early		Election		Total	
Precinct E101 (Ballots Cast: 161)									
UNITED STATES REPRESENTATIVE in CONGRESS 1st Congressional District, Vote For 1									
	Tom OSBORNE	0	0.00%	0	0.00%	18	50.00%	18	50.00%
	Samuel L. GASKINS	0	0.00%	0	0.00%	18	50.00%	18	50.00%
	Cast Votes:	0	0.00%	0	0.00%	36	94.74%	36	94.74%
	Over Votes:	0	0.00%	0	0.00%	0	0.00%	0	0.00%
	Under Votes:	0	0.00%	0	0.00%	2	5.26%	2	5.26%

Precinct Report — Unofficial

PRESIDENTIAL PREFERENCE AND REGULAR PRIMARY — OFFICIAL BALLOT FOR ADAIR COUNTY — May 17, 2016

05/17/2016 06:46 PM

Total Number of Voters : 2,754 of 0 = 0.00%

Precincts Reporting 17 of 17 = 100.00%

Party	Candidate	Absentee		Early		Election		Total	
Precinct E104 (Ballots Cast: 238)									
UNITED STATES SENATOR, Vote For 1									
	James R. GOULD	0	0.00%	0	0.00%	18	13.53%	18	13.53%
	Rand PAUL	0	0.00%	0	0.00%	109	81.95%	109	81.95%
	Stephen Howard SLAUGHTER	0	0.00%	0	0.00%	6	4.51%	6	4.51%
	Cast Votes:	0	0.00%	0	0.00%	133	96.38%	133	96.38%
	Over Votes:	0	0.00%	0	0.00%	0	0.00%	0	0.00%
	Under Votes:	0	0.00%	0	0.00%	5	3.62%	5	3.62%
UNITED STATES REPRESENTATIVE in CONGRESS 1st Congressional District, Vote For 1									
	Mike PAPE	0	0.00%	0	0.00%	16	11.59%	16	11.59%
	Miles A. CAUGHEY JR.	0	0.00%	0	0.00%	0	0.00%	0	0.00%
	Jason BATTS	0	0.00%	0	0.00%	5	3.62%	5	3.62%
	James R. COMER	0	0.00%	0	0.00%	117	84.78%	117	84.78%
	Cast Votes:	0	0.00%	0	0.00%	138	100.00%	138	100.00%
	Over Votes:	0	0.00%	0	0.00%	0	0.00%	0	0.00%
	Under Votes:	0	0.00%	0	0.00%	0	0.00%	0	0.00%
PRESIDENT of the UNITED STATES, Vote For 1									
	Martin J. O'MALLEY	0	0.00%	0	0.00%	1	1.00%	1	1.00%
	Bernard "Bernie" SANDERS	0	0.00%	0	0.00%	37	37.00%	37	37.00%
	Hillary CLINTON	0	0.00%	0	0.00%	58	58.00%	58	58.00%
	Roque Rocky DE LA FUENTE	0	0.00%	0	0.00%	0	0.00%	0	0.00%
	"UNCOMMITTED"	0	0.00%	0	0.00%	4	4.00%	4	4.00%
	Cast Votes:	0	0.00%	0	0.00%	100	100.00%	100	100.00%
	Over Votes:	0	0.00%	0	0.00%	0	0.00%	0	0.00%
	Under Votes:	0	0.00%	0	0.00%	0	0.00%	0	0.00%
UNITED STATES SENATOR, Vote For 1									
	Jim GRAY	0	0.00%	0	0.00%	53	66.25%	53	66.25%
	Rory HOULIHAN	0	0.00%	0	0.00%	4	5.00%	4	5.00%
	Jeff KENDER	0	0.00%	0	0.00%	0	0.00%	0	0.00%
	Ron LEACH	0	0.00%	0	0.00%	8	10.00%	8	10.00%
	Tom RECKTENWALD	0	0.00%	0	0.00%	2	2.50%	2	2.50%
	Grant T. SHORT	0	0.00%	0	0.00%	1	1.25%	1	1.25%
	Sellus WILDER	0	0.00%	0	0.00%	12	15.00%	12	15.00%
	Cast Votes:	0	0.00%	0	0.00%	80	80.00%	80	80.00%
	Over Votes:	0	0.00%	0	0.00%	0	0.00%	0	0.00%
	Under Votes:	0	0.00%	0	0.00%	20	20.00%	20	20.00%

Precinct Report — Unofficial

PRESIDENTIAL PREFERENCE AND REGULAR PRIMARY — OFFICIAL BALLOT FOR ADAIR COUNTY — May 17, 2016

05/17/2016 06:46 PM

Total Number of Voters : 2,754 of 0 = 0.00%

Precincts Reporting 17 of 17 = 100.00%

Party	Candidate	Absentee		Early		Election		Total	
Precinct E104 (Ballots Cast: 238)									
UNITED STATES REPRESENTATIVE in CONGRESS 1st Congressional District, Vote For 1									
	Tom OSBORNE	0	0.00%	0	0.00%	43	61.43%	43	61.43%
	Samuel L. GASKINS	0	0.00%	0	0.00%	27	38.57%	27	38.57%
	Cast Votes:	0	0.00%	0	0.00%	70	70.00%	70	70.00%
	Over Votes:	0	0.00%	0	0.00%	0	0.00%	0	0.00%
	Under Votes:	0	0.00%	0	0.00%	30	30.00%	30	30.00%

Total Number of Voters : 2,754 of 0 = 0.00%

Precincts Reporting 17 of 17 = 100.00%

Party	Candidate	Absentee		Early		Election		Total	
Precinct F101 (Ballots Cast: 255)									
UNITED STATES SENATOR, Vote For 1									
	James R. GOULD	0	0.00%	0	0.00%	24	17.52%	24	17.52%
	Rand PAUL	0	0.00%	0	0.00%	107	78.10%	107	78.10%
	Stephen Howard SLAUGHTER	0	0.00%	0	0.00%	6	4.38%	6	4.38%
	Cast Votes:	0	0.00%	0	0.00%	137	97.16%	137	97.16%
	Over Votes:	0	0.00%	0	0.00%	0	0.00%	0	0.00%
	Under Votes:	0	0.00%	0	0.00%	4	2.84%	4	2.84%
UNITED STATES REPRESENTATIVE in CONGRESS 1st Congressional District, Vote For 1									
	Mike PAPE	0	0.00%	0	0.00%	9	6.47%	9	6.47%
	Miles A. CAUGHEY JR.	0	0.00%	0	0.00%	3	2.16%	3	2.16%
	Jason BATTS	0	0.00%	0	0.00%	11	7.91%	11	7.91%
	James R. COMER	0	0.00%	0	0.00%	116	83.45%	116	83.45%
	Cast Votes:	0	0.00%	0	0.00%	139	98.58%	139	98.58%
	Over Votes:	0	0.00%	0	0.00%	0	0.00%	0	0.00%
	Under Votes:	0	0.00%	0	0.00%	2	1.42%	2	1.42%
PRESIDENT of the UNITED STATES, Vote For 1									
	Martin J. O'MALLEY	0	0.00%	0	0.00%	1	0.88%	1	0.88%
	Bernard "Bernie" SANDERS	0	0.00%	0	0.00%	48	42.48%	48	42.48%
	Hillary CLINTON	0	0.00%	0	0.00%	58	51.33%	58	51.33%
	Roque Rocky DE LA FUENTE	0	0.00%	0	0.00%	0	0.00%	0	0.00%
	"UNCOMMITTED"	0	0.00%	0	0.00%	6	5.31%	6	5.31%
	Cast Votes:	0	0.00%	0	0.00%	113	99.12%	113	99.12%
	Over Votes:	0	0.00%	0	0.00%	0	0.00%	0	0.00%
	Under Votes:	0	0.00%	0	0.00%	1	0.88%	1	0.88%
UNITED STATES SENATOR, Vote For 1									
	Jim GRAY	0	0.00%	0	0.00%	65	69.89%	65	69.89%
	Rory HOULIHAN	0	0.00%	0	0.00%	2	2.15%	2	2.15%
	Jeff KENDER	0	0.00%	0	0.00%	7	7.53%	7	7.53%
	Ron LEACH	0	0.00%	0	0.00%	8	8.60%	8	8.60%
	Tom RECKTENWALD	0	0.00%	0	0.00%	2	2.15%	2	2.15%
	Grant T. SHORT	0	0.00%	0	0.00%	4	4.30%	4	4.30%
	Sellus WILDER	0	0.00%	0	0.00%	5	5.38%	5	5.38%
	Cast Votes:	0	0.00%	0	0.00%	93	81.58%	93	81.58%
	Over Votes:	0	0.00%	0	0.00%	0	0.00%	0	0.00%
	Under Votes:	0	0.00%	0	0.00%	21	18.42%	21	18.42%

Precinct Report — Unofficial

PRESIDENTIAL PREFERENCE AND REGULAR PRIMARY — OFFICIAL BALLOT FOR ADAIR COUNTY — May 17, 2016

05/17/2016 06:46 PM

Total Number of Voters : 2,754 of 0 = 0.00%

Precincts Reporting 17 of 17 = 100.00%

Party	Candidate	Absentee		Early		Election		Total	
Precinct F101 (Ballots Cast: 255)									
UNITED STATES REPRESENTATIVE in CONGRESS 1st Congressional District, Vote For 1									
	Tom OSBORNE	0	0.00%	0	0.00%	50	59.52%	50	59.52%
	Samuel L. GASKINS	0	0.00%	0	0.00%	34	40.48%	34	40.48%
	Cast Votes:	0	0.00%	0	0.00%	84	73.68%	84	73.68%
	Over Votes:	0	0.00%	0	0.00%	0	0.00%	0	0.00%
	Under Votes:	0	0.00%	0	0.00%	30	26.32%	30	26.32%

Precinct Report — Unofficial

PRESIDENTIAL PREFERENCE AND REGULAR PRIMARY — OFFICIAL BALLOT FOR ADAIR COUNTY — May 17, 2016

05/17/2016 06:46 PM

Total Number of Voters : 2,754 of 0 = 0.00%

Precincts Reporting 17 of 17 = 100.00%

Party	Candidate	Absentee		Early		Election		Total	
Precinct F103 (Ballots Cast: 123)									
UNITED STATES SENATOR, Vote For 1									
	James R. GOULD	0	0.00%	0	0.00%	12	16.90%	12	16.90%
	Rand PAUL	0	0.00%	0	0.00%	55	77.46%	55	77.46%
	Stephen Howard SLAUGHTER	0	0.00%	0	0.00%	4	5.63%	4	5.63%
	Cast Votes:	0	0.00%	0	0.00%	71	95.95%	71	95.95%
	Over Votes:	0	0.00%	0	0.00%	0	0.00%	0	0.00%
	Under Votes:	0	0.00%	0	0.00%	3	4.05%	3	4.05%
UNITED STATES REPRESENTATIVE in CONGRESS 1st Congressional District, Vote For 1									
	Mike PAPE	0	0.00%	0	0.00%	6	8.33%	6	8.33%
	Miles A. CAUGHEY JR.	0	0.00%	0	0.00%	1	1.39%	1	1.39%
	Jason BATTS	0	0.00%	0	0.00%	8	11.11%	8	11.11%
	James R. COMER	0	0.00%	0	0.00%	57	79.17%	57	79.17%
	Cast Votes:	0	0.00%	0	0.00%	72	97.30%	72	97.30%
	Over Votes:	0	0.00%	0	0.00%	0	0.00%	0	0.00%
	Under Votes:	0	0.00%	0	0.00%	2	2.70%	2	2.70%
PRESIDENT of the UNITED STATES, Vote For 1									
	Martin J. O'MALLEY	0	0.00%	0	0.00%	2	4.08%	2	4.08%
	Bernard "Bernie" SANDERS	0	0.00%	0	0.00%	19	38.78%	19	38.78%
	Hillary CLINTON	0	0.00%	0	0.00%	24	48.98%	24	48.98%
	Roque Rocky DE LA FUENTE	0	0.00%	0	0.00%	1	2.04%	1	2.04%
	"UNCOMMITTED"	0	0.00%	0	0.00%	3	6.12%	3	6.12%
	Cast Votes:	0	0.00%	0	0.00%	49	100.00%	49	100.00%
	Over Votes:	0	0.00%	0	0.00%	0	0.00%	0	0.00%
	Under Votes:	0	0.00%	0	0.00%	0	0.00%	0	0.00%
UNITED STATES SENATOR, Vote For 1									
	Jim GRAY	0	0.00%	0	0.00%	23	56.10%	23	56.10%
	Rory HOULIHAN	0	0.00%	0	0.00%	2	4.88%	2	4.88%
	Jeff KENDER	0	0.00%	0	0.00%	2	4.88%	2	4.88%
	Ron LEACH	0	0.00%	0	0.00%	5	12.20%	5	12.20%
	Tom RECKTENWALD	0	0.00%	0	0.00%	1	2.44%	1	2.44%
	Grant T. SHORT	0	0.00%	0	0.00%	3	7.32%	3	7.32%
	Sellus WILDER	0	0.00%	0	0.00%	5	12.20%	5	12.20%
	Cast Votes:	0	0.00%	0	0.00%	41	83.67%	41	83.67%
	Over Votes:	0	0.00%	0	0.00%	0	0.00%	0	0.00%
	Under Votes:	0	0.00%	0	0.00%	8	16.33%	8	16.33%

Precinct Report — Unofficial

PRESIDENTIAL PREFERENCE AND REGULAR PRIMARY — OFFICIAL BALLOT FOR ADAIR COUNTY — May 17, 2016

05/17/2016 06:46 PM

Total Number of Voters : 2,754 of 0 = 0.00%

Precincts Reporting 17 of 17 = 100.00%

Party	Candidate	Absentee		Early		Election		Total	
Precinct F103 (Ballots Cast: 123)									
UNITED STATES REPRESENTATIVE in CONGRESS 1st Congressional District, Vote For 1									
	Tom OSBORNE	0	0.00%	0	0.00%	23	57.50%	23	57.50%
	Samuel L. GASKINS	0	0.00%	0	0.00%	17	42.50%	17	42.50%
	Cast Votes:	0	0.00%	0	0.00%	40	81.63%	40	81.63%
	Over Votes:	0	0.00%	0	0.00%	0	0.00%	0	0.00%
	Under Votes:	0	0.00%	0	0.00%	9	18.37%	9	18.37%

Precinct Report — Unofficial

PRESIDENTIAL PREFERENCE AND REGULAR PRIMARY — OFFICIAL BALLOT FOR ADAIR COUNTY — May 17, 2016

05/17/2016 06:46 PM

Total Number of Voters : 2,754 of 0 = 0.00%

Precincts Reporting 17 of 17 = 100.00%

Party	Candidate	Absentee		Early		Election		Total	
Precinct G101 (Ballots Cast: 239)									
UNITED STATES SENATOR, Vote For 1									
	James R. GOULD	0	0.00%	0	0.00%	10	6.85%	10	6.85%
	Rand PAUL	0	0.00%	0	0.00%	131	89.73%	131	89.73%
	Stephen Howard SLAUGHTER	0	0.00%	0	0.00%	5	3.42%	5	3.42%
	Cast Votes:	0	0.00%	0	0.00%	146	93.59%	146	93.59%
	Over Votes:	0	0.00%	0	0.00%	0	0.00%	0	0.00%
	Under Votes:	0	0.00%	0	0.00%	10	6.41%	10	6.41%
UNITED STATES REPRESENTATIVE in CONGRESS 1st Congressional District, Vote For 1									
	Mike PAPE	0	0.00%	0	0.00%	10	6.41%	10	6.41%
	Miles A. CAUGHEY JR.	0	0.00%	0	0.00%	0	0.00%	0	0.00%
	Jason BATTS	0	0.00%	0	0.00%	10	6.41%	10	6.41%
	James R. COMER	0	0.00%	0	0.00%	136	87.18%	136	87.18%
	Cast Votes:	0	0.00%	0	0.00%	156	100.00%	156	100.00%
	Over Votes:	0	0.00%	0	0.00%	0	0.00%	0	0.00%
	Under Votes:	0	0.00%	0	0.00%	0	0.00%	0	0.00%
PRESIDENT of the UNITED STATES, Vote For 1									
	Martin J. O'MALLEY	0	0.00%	0	0.00%	0	0.00%	0	0.00%
	Bernard "Bernie" SANDERS	0	0.00%	0	0.00%	34	40.96%	34	40.96%
	Hillary CLINTON	0	0.00%	0	0.00%	45	54.22%	45	54.22%
	Roque Rocky DE LA FUENTE	0	0.00%	0	0.00%	1	1.20%	1	1.20%
	"UNCOMMITTED"	0	0.00%	0	0.00%	3	3.61%	3	3.61%
	Cast Votes:	0	0.00%	0	0.00%	83	100.00%	83	100.00%
	Over Votes:	0	0.00%	0	0.00%	0	0.00%	0	0.00%
	Under Votes:	0	0.00%	0	0.00%	0	0.00%	0	0.00%
UNITED STATES SENATOR, Vote For 1									
	Jim GRAY	0	0.00%	0	0.00%	50	73.53%	50	73.53%
	Rory HOULIHAN	0	0.00%	0	0.00%	3	4.41%	3	4.41%
	Jeff KENDER	0	0.00%	0	0.00%	3	4.41%	3	4.41%
	Ron LEACH	0	0.00%	0	0.00%	3	4.41%	3	4.41%
	Tom RECKTENWALD	0	0.00%	0	0.00%	0	0.00%	0	0.00%
	Grant T. SHORT	0	0.00%	0	0.00%	1	1.47%	1	1.47%
	Sellus WILDER	0	0.00%	0	0.00%	8	11.76%	8	11.76%
	Cast Votes:	0	0.00%	0	0.00%	68	81.93%	68	81.93%
	Over Votes:	0	0.00%	0	0.00%	0	0.00%	0	0.00%
	Under Votes:	0	0.00%	0	0.00%	15	18.07%	15	18.07%

Precinct Report — Unofficial

PRESIDENTIAL PREFERENCE AND REGULAR PRIMARY — OFFICIAL BALLOT FOR ADAIR COUNTY — May 17, 2016

05/17/2016 06:46 PM

Total Number of Voters : 2,754 of 0 = 0.00%

Precincts Reporting 17 of 17 = 100.00%

Party	Candidate	Absentee		Early		Election		Total	
Precinct G101 (Ballots Cast: 239)									
UNITED STATES REPRESENTATIVE in CONGRESS 1st Congressional District, Vote For 1									
	Tom OSBORNE	0	0.00%	0	0.00%	36	60.00%	36	60.00%
	Samuel L. GASKINS	0	0.00%	0	0.00%	24	40.00%	24	40.00%
	Cast Votes:	0	0.00%	0	0.00%	60	72.29%	60	72.29%
	Over Votes:	0	0.00%	0	0.00%	0	0.00%	0	0.00%
	Under Votes:	0	0.00%	0	0.00%	23	27.71%	23	27.71%

Precinct Report — Unofficial

PRESIDENTIAL PREFERENCE AND REGULAR PRIMARY — OFFICIAL BALLOT FOR ADAIR COUNTY — May 17, 2016

05/17/2016 06:46 PM

Total Number of Voters : 2,754 of 0 = 0.00%

Precincts Reporting 17 of 17 = 100.00%

Party	Candidate	Absentee		Early		Election		Total	
Precinct G102 (Ballots Cast: 235)									
UNITED STATES SENATOR, Vote For 1									
	James R. GOULD	0	0.00%	0	0.00%	6	3.95%	6	3.95%
	Rand PAUL	0	0.00%	0	0.00%	142	93.42%	142	93.42%
	Stephen Howard SLAUGHTER	0	0.00%	0	0.00%	4	2.63%	4	2.63%
	Cast Votes:	0	0.00%	0	0.00%	152	96.20%	152	96.20%
	Over Votes:	0	0.00%	0	0.00%	0	0.00%	0	0.00%
	Under Votes:	0	0.00%	0	0.00%	6	3.80%	6	3.80%
UNITED STATES REPRESENTATIVE in CONGRESS 1st Congressional District, Vote For 1									
	Mike PAPE	0	0.00%	0	0.00%	14	8.86%	14	8.86%
	Miles A. CAUGHEY JR.	0	0.00%	0	0.00%	6	3.80%	6	3.80%
	Jason BATTS	0	0.00%	0	0.00%	5	3.16%	5	3.16%
	James R. COMER	0	0.00%	0	0.00%	133	84.18%	133	84.18%
	Cast Votes:	0	0.00%	0	0.00%	158	100.00%	158	100.00%
	Over Votes:	0	0.00%	0	0.00%	0	0.00%	0	0.00%
	Under Votes:	0	0.00%	0	0.00%	0	0.00%	0	0.00%
PRESIDENT of the UNITED STATES, Vote For 1									
	Martin J. O'MALLEY	0	0.00%	0	0.00%	3	3.90%	3	3.90%
	Bernard "Bernie" SANDERS	0	0.00%	0	0.00%	34	44.16%	34	44.16%
	Hillary CLINTON	0	0.00%	0	0.00%	34	44.16%	34	44.16%
	Roque Rocky DE LA FUENTE	0	0.00%	0	0.00%	0	0.00%	0	0.00%
	"UNCOMMITTED"	0	0.00%	0	0.00%	6	7.79%	6	7.79%
	Cast Votes:	0	0.00%	0	0.00%	77	100.00%	77	100.00%
	Over Votes:	0	0.00%	0	0.00%	0	0.00%	0	0.00%
	Under Votes:	0	0.00%	0	0.00%	0	0.00%	0	0.00%
UNITED STATES SENATOR, Vote For 1									
	Jim GRAY	0	0.00%	0	0.00%	47	69.12%	47	69.12%
	Rory HOULIHAN	0	0.00%	0	0.00%	1	1.47%	1	1.47%
	Jeff KENDER	0	0.00%	0	0.00%	3	4.41%	3	4.41%
	Ron LEACH	0	0.00%	0	0.00%	9	13.24%	9	13.24%
	Tom RECKTENWALD	0	0.00%	0	0.00%	1	1.47%	1	1.47%
	Grant T. SHORT	0	0.00%	0	0.00%	0	0.00%	0	0.00%
	Sellus WILDER	0	0.00%	0	0.00%	7	10.29%	7	10.29%
	Cast Votes:	0	0.00%	0	0.00%	68	88.31%	68	88.31%
	Over Votes:	0	0.00%	0	0.00%	0	0.00%	0	0.00%
	Under Votes:	0	0.00%	0	0.00%	9	11.69%	9	11.69%

Precinct Report — Unofficial

PRESIDENTIAL PREFERENCE AND REGULAR PRIMARY — OFFICIAL BALLOT FOR ADAIR COUNTY — May 17, 2016

05/17/2016 06:46 PM

Total Number of Voters : 2,754 of 0 = 0.00%

Precincts Reporting 17 of 17 = 100.00%

Party	Candidate	Absentee		Early		Election		Total	
Precinct G102 (Ballots Cast: 235)									
UNITED STATES REPRESENTATIVE in CONGRESS 1st Congressional District, Vote For 1									
	Tom OSBORNE	0	0.00%	0	0.00%	39	63.93%	39	63.93%
	Samuel L. GASKINS	0	0.00%	0	0.00%	22	36.07%	22	36.07%
	Cast Votes:	0	0.00%	0	0.00%	61	79.22%	61	79.22%
	Over Votes:	0	0.00%	0	0.00%	0	0.00%	0	0.00%
	Under Votes:	0	0.00%	0	0.00%	16	20.78%	16	20.78%

Precinct Turnout — Total Voters — Unofficial

PRESIDENTIAL PREFERENCE AND REGULAR PRIMARY — OFFICIAL BALLOT FOR ADAIR COUNTY — May 17, 2016

05/17/2016 06:46 PM

Total Number of Voters : 2,754 of 0 = 0.00%

Precincts Reporting 17 of 17 = 100.00%

Precinct Name	Reg Voters	# Ballots	% Turn Out
AB	0	117	0.00%
A102	0	77	0.00%
A104	0	111	0.00%
A105	0	114	0.00%
B102	0	182	0.00%
B104	0	151	0.00%
C102	0	144	0.00%
C104	0	190	0.00%
D101	0	122	0.00%
D103	0	143	0.00%
D104	0	152	0.00%
E101	0	161	0.00%
E104	0	238	0.00%
F101	0	255	0.00%
F103	0	123	0.00%
G101	0	239	0.00%
G102	0	235	0.00%
Totals:	**0**	**2,754**	**0.00%**

Precinct Name	Reg Voters	# Ballots	% Turn Out

Precinct Report — Unofficial

PRESIDENTIAL PREFERENCE AND REGULAR PRIMARY — OFFICIAL BALLOT FOR ALLEN COUNTY — May 17, 2016

05/17/2016 07:31 PM

Total Number of Voters : 2,484 of 0 = 0.00%

Precincts Reporting 14 of 14 = 100.00%

Party	Candidate	Absentee		Early		Election		Total	
Precinct AB (Ballots Cast: 107)									
UNITED STATES SENATOR, Vote For 1									
	James R. GOULD	0	0.00%	0	0.00%	3	4.76%	3	4.76%
	Rand PAUL	0	0.00%	0	0.00%	55	87.30%	55	87.30%
	Stephen Howard SLAUGHTER	0	0.00%	0	0.00%	5	7.94%	5	7.94%
	Cast Votes:	0	0.00%	0	0.00%	63	98.44%	63	98.44%
	Over Votes:	0	0.00%	0	0.00%	0	0.00%	0	0.00%
	Under Votes:	0	0.00%	0	0.00%	1	1.56%	1	1.56%
UNITED STATES REPRESENTATIVE in CONGRESS 1st Congressional District, Vote For 1									
	Mike PAPE	0	0.00%	0	0.00%	4	6.25%	4	6.25%
	Miles A. CAUGHEY JR.	0	0.00%	0	0.00%	0	0.00%	0	0.00%
	Jason BATTS	0	0.00%	0	0.00%	4	6.25%	4	6.25%
	James R. COMER	0	0.00%	0	0.00%	56	87.50%	56	87.50%
	Cast Votes:	0	0.00%	0	0.00%	64	100.00%	64	100.00%
	Over Votes:	0	0.00%	0	0.00%	0	0.00%	0	0.00%
	Under Votes:	0	0.00%	0	0.00%	0	0.00%	0	0.00%
PRESIDENT of the UNITED STATES, Vote For 1									
	Martin J. O'MALLEY	0	0.00%	0	0.00%	0	0.00%	0	0.00%
	Bernard "Bernie" SANDERS	0	0.00%	0	0.00%	16	38.10%	16	38.10%
	Hillary CLINTON	0	0.00%	0	0.00%	25	59.52%	25	59.52%
	Roque Rocky DE LA FUENTE	0	0.00%	0	0.00%	0	0.00%	0	0.00%
	"UNCOMMITTED"	0	0.00%	0	0.00%	1	2.38%	1	2.38%
	Cast Votes:	0	0.00%	0	0.00%	42	97.67%	42	97.67%
	Over Votes:	0	0.00%	0	0.00%	0	0.00%	0	0.00%
	Under Votes:	0	0.00%	0	0.00%	1	2.33%	1	2.33%
UNITED STATES SENATOR, Vote For 1									
	Jim GRAY	0	0.00%	0	0.00%	25	67.57%	25	67.57%
	Rory HOULIHAN	0	0.00%	0	0.00%	0	0.00%	0	0.00%
	Jeff KENDER	0	0.00%	0	0.00%	1	2.70%	1	2.70%
	Ron LEACH	0	0.00%	0	0.00%	3	8.11%	3	8.11%
	Tom RECKTENWALD	0	0.00%	0	0.00%	0	0.00%	0	0.00%
	Grant T. SHORT	0	0.00%	0	0.00%	1	2.70%	1	2.70%
	Sellus WILDER	0	0.00%	0	0.00%	7	18.92%	7	18.92%
	Cast Votes:	0	0.00%	0	0.00%	37	86.05%	37	86.05%
	Over Votes:	0	0.00%	0	0.00%	0	0.00%	0	0.00%
	Under Votes:	0	0.00%	0	0.00%	6	13.95%	6	13.95%

Precinct Report — Unofficial

PRESIDENTIAL PREFERENCE AND REGULAR PRIMARY — OFFICIAL BALLOT FOR ALLEN COUNTY — May 17, 2016

05/17/2016 07:31 PM

Total Number of Voters : 2,484 of 0 = 0.00%

Precincts Reporting 14 of 14 = 100.00%

Party	Candidate	Absentee		Early		Election		Total	
Precinct AB (Ballots Cast: 107)									
UNITED STATES REPRESENTATIVE in CONGRESS 1st Congressional District, Vote For 1									
	Tom OSBORNE	0	0.00%	0	0.00%	26	76.47%	26	76.47%
	Samuel L. GASKINS	0	0.00%	0	0.00%	8	23.53%	8	23.53%
	Cast Votes:	0	0.00%	0	0.00%	34	79.07%	34	79.07%
	Over Votes:	0	0.00%	0	0.00%	0	0.00%	0	0.00%
	Under Votes:	0	0.00%	0	0.00%	9	20.93%	9	20.93%

Precinct Report — Unofficial

PRESIDENTIAL PREFERENCE AND REGULAR PRIMARY — OFFICIAL BALLOT FOR ALLEN COUNTY — May 17, 2016

05/17/2016 07:31 PM

Total Number of Voters : 2,484 of 0 = 0.00%

Precincts Reporting 14 of 14 = 100.00%

Party	Candidate	Absentee		Early		Election		Total	
Precinct A101 (Ballots Cast: 166)									
UNITED STATES SENATOR, Vote For 1									
	James R. GOULD	0	0.00%	0	0.00%	14	15.38%	14	15.38%
	Rand PAUL	0	0.00%	0	0.00%	69	75.82%	69	75.82%
	Stephen Howard SLAUGHTER	0	0.00%	0	0.00%	8	8.79%	8	8.79%
	Cast Votes:	0	0.00%	0	0.00%	91	95.79%	91	95.79%
	Over Votes:	0	0.00%	0	0.00%	0	0.00%	0	0.00%
	Under Votes:	0	0.00%	0	0.00%	4	4.21%	4	4.21%
UNITED STATES REPRESENTATIVE in CONGRESS 1st Congressional District, Vote For 1									
	Mike PAPE	0	0.00%	0	0.00%	12	12.63%	12	12.63%
	Miles A. CAUGHEY JR.	0	0.00%	0	0.00%	1	1.05%	1	1.05%
	Jason BATTS	0	0.00%	0	0.00%	11	11.58%	11	11.58%
	James R. COMER	0	0.00%	0	0.00%	71	74.74%	71	74.74%
	Cast Votes:	0	0.00%	0	0.00%	95	100.00%	95	100.00%
	Over Votes:	0	0.00%	0	0.00%	0	0.00%	0	0.00%
	Under Votes:	0	0.00%	0	0.00%	0	0.00%	0	0.00%
PRESIDENT of the UNITED STATES, Vote For 1									
	Martin J. O'MALLEY	0	0.00%	0	0.00%	0	0.00%	0	0.00%
	Bernard "Bernie" SANDERS	0	0.00%	0	0.00%	27	38.03%	27	38.03%
	Hillary CLINTON	0	0.00%	0	0.00%	39	54.93%	39	54.93%
	Roque Rocky DE LA FUENTE	0	0.00%	0	0.00%	0	0.00%	0	0.00%
	"UNCOMMITTED"	0	0.00%	0	0.00%	5	7.04%	5	7.04%
	Cast Votes:	0	0.00%	0	0.00%	71	100.00%	71	100.00%
	Over Votes:	0	0.00%	0	0.00%	0	0.00%	0	0.00%
	Under Votes:	0	0.00%	0	0.00%	0	0.00%	0	0.00%
UNITED STATES SENATOR, Vote For 1									
	Jim GRAY	0	0.00%	0	0.00%	41	65.08%	41	65.08%
	Rory HOULIHAN	0	0.00%	0	0.00%	5	7.94%	5	7.94%
	Jeff KENDER	0	0.00%	0	0.00%	4	6.35%	4	6.35%
	Ron LEACH	0	0.00%	0	0.00%	8	12.70%	8	12.70%
	Tom RECKTENWALD	0	0.00%	0	0.00%	1	1.59%	1	1.59%
	Grant T. SHORT	0	0.00%	0	0.00%	2	3.17%	2	3.17%
	Sellus WILDER	0	0.00%	0	0.00%	2	3.17%	2	3.17%
	Cast Votes:	0	0.00%	0	0.00%	63	88.73%	63	88.73%
	Over Votes:	0	0.00%	0	0.00%	0	0.00%	0	0.00%
	Under Votes:	0	0.00%	0	0.00%	8	11.27%	8	11.27%

Precinct Report — Unofficial

PRESIDENTIAL PREFERENCE AND REGULAR PRIMARY — OFFICIAL BALLOT FOR ALLEN COUNTY — May 17, 2016

05/17/2016 07:31 PM

Total Number of Voters : 2,484 of 0 = 0.00%

Precincts Reporting 14 of 14 = 100.00%

Party	Candidate	Absentee		Early		Election		Total	
Precinct A101 (Ballots Cast: 166)									
UNITED STATES REPRESENTATIVE in CONGRESS 1st Congressional District, Vote For 1									
	Tom OSBORNE	0	0.00%	0	0.00%	39	63.93%	39	63.93%
	Samuel L. GASKINS	0	0.00%	0	0.00%	22	36.07%	22	36.07%
	Cast Votes:	0	0.00%	0	0.00%	61	85.92%	61	85.92%
	Over Votes:	0	0.00%	0	0.00%	0	0.00%	0	0.00%
	Under Votes:	0	0.00%	0	0.00%	10	14.08%	10	14.08%

Total Number of Voters : 2,484 of 0 = 0.00%

Precincts Reporting 14 of 14 = 100.00%

Party	Candidate	Absentee		Early		Election		Total	
Precinct A102 (Ballots Cast: 199)									
UNITED STATES SENATOR, Vote For 1									
	James R. GOULD	0	0.00%	0	0.00%	9	7.32%	9	7.32%
	Rand PAUL	0	0.00%	0	0.00%	105	85.37%	105	85.37%
	Stephen Howard SLAUGHTER	0	0.00%	0	0.00%	9	7.32%	9	7.32%
	Cast Votes:	0	0.00%	0	0.00%	123	98.40%	123	98.40%
	Over Votes:	0	0.00%	0	0.00%	0	0.00%	0	0.00%
	Under Votes:	0	0.00%	0	0.00%	2	1.60%	2	1.60%
UNITED STATES REPRESENTATIVE In CONGRESS 1st Congressional District, Vote For 1									
	Mike PAPE	0	0.00%	0	0.00%	8	6.50%	8	6.50%
	Miles A. CAUGHEY JR.	0	0.00%	0	0.00%	2	1.63%	2	1.63%
	Jason BATTS	0	0.00%	0	0.00%	5	4.07%	5	4.07%
	James R. COMER	0	0.00%	0	0.00%	108	87.80%	108	87.80%
	Cast Votes:	0	0.00%	0	0.00%	123	98.40%	123	98.40%
	Over Votes:	0	0.00%	0	0.00%	0	0.00%	0	0.00%
	Under Votes:	0	0.00%	0	0.00%	2	1.60%	2	1.60%
PRESIDENT of the UNITED STATES, Vote For 1									
	Martin J. O'MALLEY	0	0.00%	0	0.00%	1	1.35%	1	1.35%
	Bernard "Bernie" SANDERS	0	0.00%	0	0.00%	45	60.81%	45	60.81%
	Hillary CLINTON	0	0.00%	0	0.00%	22	29.73%	22	29.73%
	Roque Rocky DE LA FUENTE	0	0.00%	0	0.00%	3	4.05%	3	4.05%
	"UNCOMMITTED"	0	0.00%	0	0.00%	3	4.05%	3	4.05%
	Cast Votes:	0	0.00%	0	0.00%	74	100.00%	74	100.00%
	Over Votes:	0	0.00%	0	0.00%	0	0.00%	0	0.00%
	Under Votes:	0	0.00%	0	0.00%	0	0.00%	0	0.00%
UNITED STATES SENATOR, Vote For 1									
	Jim GRAY	0	0.00%	0	0.00%	33	49.25%	33	49.25%
	Rory HOULIHAN	0	0.00%	0	0.00%	3	4.48%	3	4.48%
	Jeff KENDER	0	0.00%	0	0.00%	4	5.97%	4	5.97%
	Ron LEACH	0	0.00%	0	0.00%	7	10.45%	7	10.45%
	Tom RECKTENWALD	0	0.00%	0	0.00%	3	4.48%	3	4.48%
	Grant T. SHORT	0	0.00%	0	0.00%	7	10.45%	7	10.45%
	Sellus WILDER	0	0.00%	0	0.00%	10	14.93%	10	14.93%
	Cast Votes:	0	0.00%	0	0.00%	67	90.54%	67	90.54%
	Over Votes:	0	0.00%	0	0.00%	0	0.00%	0	0.00%
	Under Votes:	0	0.00%	0	0.00%	7	9.46%	7	9.46%

Precinct Report — Unofficial

PRESIDENTIAL PREFERENCE AND REGULAR PRIMARY — OFFICIAL BALLOT FOR ALLEN COUNTY — May 17, 2016

05/17/2016 07:31 PM

Total Number of Voters : 2,484 of 0 = 0.00%

Precincts Reporting 14 of 14 = 100.00%

Party	Candidate	Absentee		Early		Election		Total	
Precinct A102 (Ballots Cast: 199)									
UNITED STATES REPRESENTATIVE in CONGRESS 1st Congressional District, Vote For 1									
	Tom OSBORNE	0	0.00%	0	0.00%	50	76.92%	50	76.92%
	Samuel L. GASKINS	0	0.00%	0	0.00%	15	23.08%	15	23.08%
	Cast Votes:	0	0.00%	0	0.00%	65	87.84%	65	87.84%
	Over Votes:	0	0.00%	0	0.00%	0	0.00%	0	0.00%
	Under Votes:	0	0.00%	0	0.00%	9	12.16%	9	12.16%

Precinct Report — Unofficial

PRESIDENTIAL PREFERENCE AND REGULAR PRIMARY — OFFICIAL BALLOT FOR ALLEN COUNTY — May 17, 2016

05/17/2016 07:31 PM

Total Number of Voters : 2,484 of 0 = 0.00%

Precincts Reporting 14 of 14 = 100.00%

Party	Candidate	Absentee		Early		Election		Total	
Precinct B101 (Ballots Cast: 201)									
UNITED STATES SENATOR, Vote For 1									
	James R. GOULD	0	0.00%	0	0.00%	12	10.17%	12	10.17%
	Rand PAUL	0	0.00%	0	0.00%	101	85.59%	101	85.59%
	Stephen Howard SLAUGHTER	0	0.00%	0	0.00%	5	4.24%	5	4.24%
	Cast Votes:	0	0.00%	0	0.00%	118	97.52%	118	97.52%
	Over Votes:	0	0.00%	0	0.00%	0	0.00%	0	0.00%
	Under Votes:	0	0.00%	0	0.00%	3	2.48%	3	2.48%
UNITED STATES REPRESENTATIVE in CONGRESS 1st Congressional District, Vote For 1									
	Mike PAPE	0	0.00%	0	0.00%	12	9.92%	12	9.92%
	Miles A. CAUGHEY JR.	0	0.00%	0	0.00%	1	0.83%	1	0.83%
	Jason BATTS	0	0.00%	0	0.00%	2	1.65%	2	1.65%
	James R. COMER	0	0.00%	0	0.00%	106	87.60%	106	87.60%
	Cast Votes:	0	0.00%	0	0.00%	121	100.00%	121	100.00%
	Over Votes:	0	0.00%	0	0.00%	0	0.00%	0	0.00%
	Under Votes:	0	0.00%	0	0.00%	0	0.00%	0	0.00%
PRESIDENT of the UNITED STATES, Vote For 1									
	Martin J. O'MALLEY	0	0.00%	0	0.00%	2	2.53%	2	2.53%
	Bernard "Bernie" SANDERS	0	0.00%	0	0.00%	35	44.30%	35	44.30%
	Hillary CLINTON	0	0.00%	0	0.00%	38	48.10%	38	48.10%
	Roque Rocky DE LA FUENTE	0	0.00%	0	0.00%	0	0.00%	0	0.00%
	"UNCOMMITTED"	0	0.00%	0	0.00%	4	5.06%	4	5.06%
	Cast Votes:	0	0.00%	0	0.00%	79	98.75%	79	98.75%
	Over Votes:	0	0.00%	0	0.00%	0	0.00%	0	0.00%
	Under Votes:	0	0.00%	0	0.00%	1	1.25%	1	1.25%
UNITED STATES SENATOR, Vote For 1									
	Jim GRAY	0	0.00%	0	0.00%	44	60.27%	44	60.27%
	Rory HOULIHAN	0	0.00%	0	0.00%	2	2.74%	2	2.74%
	Jeff KENDER	0	0.00%	0	0.00%	7	9.59%	7	9.59%
	Ron LEACH	0	0.00%	0	0.00%	8	10.96%	8	10.96%
	Tom RECKTENWALD	0	0.00%	0	0.00%	1	1.37%	1	1.37%
	Grant T. SHORT	0	0.00%	0	0.00%	3	4.11%	3	4.11%
	Sellus WILDER	0	0.00%	0	0.00%	8	10.96%	8	10.96%
	Cast Votes:	0	0.00%	0	0.00%	73	91.25%	73	91.25%
	Over Votes:	0	0.00%	0	0.00%	0	0.00%	0	0.00%
	Under Votes:	0	0.00%	0	0.00%	7	8.75%	7	8.75%

Precinct Report — Unofficial

PRESIDENTIAL PREFERENCE AND REGULAR PRIMARY — OFFICIAL BALLOT FOR ALLEN COUNTY — May 17, 2016

05/17/2016 07:31 PM

Total Number of Voters : 2,484 of 0 = 0.00%

Precincts Reporting 14 of 14 = 100.00%

Party	Candidate	Absentee		Early		Election		Total	
Precinct B101 (Ballots Cast: 201)									
UNITED STATES REPRESENTATIVE in CONGRESS 1st Congressional District, Vote For 1									
	Tom OSBORNE	0	0.00%	0	0.00%	53	77.94%	53	77.94%
	Samuel L. GASKINS	0	0.00%	0	0.00%	15	22.06%	15	22.06%
	Cast Votes:	0	0.00%	0	0.00%	68	85.00%	68	85.00%
	Over Votes:	0	0.00%	0	0.00%	0	0.00%	0	0.00%
	Under Votes:	0	0.00%	0	0.00%	12	15.00%	12	15.00%

Total Number of Voters : 2,484 of 0 = 0.00%

Precincts Reporting 14 of 14 = 100.00%

Party	Candidate	Absentee		Early		Election		Total	
Precinct B102 (Ballots Cast: 152)									
UNITED STATES SENATOR, Vote For 1									
	James R. GOULD	0	0.00%	0	0.00%	16	16.16%	16	16.16%
	Rand PAUL	0	0.00%	0	0.00%	79	79.80%	79	79.80%
	Stephen Howard SLAUGHTER	0	0.00%	0	0.00%	4	4.04%	4	4.04%
	Cast Votes:	0	0.00%	0	0.00%	99	94.29%	99	94.29%
	Over Votes:	0	0.00%	0	0.00%	0	0.00%	0	0.00%
	Under Votes:	0	0.00%	0	0.00%	6	5.71%	6	5.71%
UNITED STATES REPRESENTATIVE in CONGRESS 1st Congressional District, Vote For 1									
	Mike PAPE	0	0.00%	0	0.00%	11	10.48%	11	10.48%
	Miles A. CAUGHEY JR.	0	0.00%	0	0.00%	0	0.00%	0	0.00%
	Jason BATTS	0	0.00%	0	0.00%	6	5.71%	6	5.71%
	James R. COMER	0	0.00%	0	0.00%	88	83.81%	88	83.81%
	Cast Votes:	0	0.00%	0	0.00%	105	100.00%	105	100.00%
	Over Votes:	0	0.00%	0	0.00%	0	0.00%	0	0.00%
	Under Votes:	0	0.00%	0	0.00%	0	0.00%	0	0.00%
PRESIDENT of the UNITED STATES, Vote For 1									
	Martin J. O'MALLEY	0	0.00%	0	0.00%	0	0.00%	0	0.00%
	Bernard "Bernie" SANDERS	0	0.00%	0	0.00%	29	61.70%	29	61.70%
	Hillary CLINTON	0	0.00%	0	0.00%	14	29.79%	14	29.79%
	Roque Rocky DE LA FUENTE	0	0.00%	0	0.00%	0	0.00%	0	0.00%
	"UNCOMMITTED"	0	0.00%	0	0.00%	4	8.51%	4	8.51%
	Cast Votes:	0	0.00%	0	0.00%	47	100.00%	47	100.00%
	Over Votes:	0	0.00%	0	0.00%	0	0.00%	0	0.00%
	Under Votes:	0	0.00%	0	0.00%	0	0.00%	0	0.00%
UNITED STATES SENATOR, Vote For 1									
	Jim GRAY	0	0.00%	0	0.00%	12	28.57%	12	28.57%
	Rory HOULIHAN	0	0.00%	0	0.00%	2	4.76%	2	4.76%
	Jeff KENDER	0	0.00%	0	0.00%	6	14.29%	6	14.29%
	Ron LEACH	0	0.00%	0	0.00%	16	38.10%	16	38.10%
	Tom RECKTENWALD	0	0.00%	0	0.00%	1	2.38%	1	2.38%
	Grant T. SHORT	0	0.00%	0	0.00%	2	4.76%	2	4.76%
	Sellus WILDER	0	0.00%	0	0.00%	3	7.14%	3	7.14%
	Cast Votes:	0	0.00%	0	0.00%	42	89.36%	42	89.36%
	Over Votes:	0	0.00%	0	0.00%	0	0.00%	0	0.00%
	Under Votes:	0	0.00%	0	0.00%	5	10.64%	5	10.64%

Precinct Report — Unofficial

PRESIDENTIAL PREFERENCE AND REGULAR PRIMARY — OFFICIAL BALLOT FOR ALLEN COUNTY — May 17, 2016

05/17/2016 07:31 PM

Total Number of Voters : 2,484 of 0 = 0.00%

Precincts Reporting 14 of 14 = 100.00%

Precinct B102 (Ballots Cast: 152)

UNITED STATES REPRESENTATIVE in CONGRESS 1st Congressional District, Vote For 1

Party	Candidate	Absentee		Early		Election		Total	
	Tom OSBORNE	0	0.00%	0	0.00%	25	60.98%	25	60.98%
	Samuel L. GASKINS	0	0.00%	0	0.00%	16	39.02%	16	39.02%
	Cast Votes:	0	0.00%	0	0.00%	41	87.23%	41	87.23%
	Over Votes:	0	0.00%	0	0.00%	0	0.00%	0	0.00%
	Under Votes:	0	0.00%	0	0.00%	6	12.77%	6	12.77%

Precinct Report — Unofficial

PRESIDENTIAL PREFERENCE AND REGULAR PRIMARY — OFFICIAL BALLOT FOR ALLEN COUNTY — May 17, 2016

05/17/2016 07:31 PM

Total Number of Voters : 2,484 of 0 = 0.00%

Precincts Reporting 14 of 14 = 100.00%

Party	Candidate	Absentee		Early		Election		Total	
Precinct B103 (Ballots Cast: 105)									
UNITED STATES SENATOR, Vote For 1									
	James R. GOULD	0	0.00%	0	0.00%	4	7.14%	4	7.14%
	Rand PAUL	0	0.00%	0	0.00%	48	85.71%	48	85.71%
	Stephen Howard SLAUGHTER	0	0.00%	0	0.00%	4	7.14%	4	7.14%
	Cast Votes:	0	0.00%	0	0.00%	56	98.25%	56	98.25%
	Over Votes:	0	0.00%	0	0.00%	0	0.00%	0	0.00%
	Under Votes:	0	0.00%	0	0.00%	1	1.75%	1	1.75%
UNITED STATES REPRESENTATIVE in CONGRESS 1st Congressional District, Vote For 1									
	Mike PAPE	0	0.00%	0	0.00%	4	7.14%	4	7.14%
	Miles A. CAUGHEY JR.	0	0.00%	0	0.00%	1	1.79%	1	1.79%
	Jason BATTS	0	0.00%	0	0.00%	2	3.57%	2	3.57%
	James R. COMER	0	0.00%	0	0.00%	49	87.50%	49	87.50%
	Cast Votes:	0	0.00%	0	0.00%	56	98.25%	56	98.25%
	Over Votes:	0	0.00%	0	0.00%	0	0.00%	0	0.00%
	Under Votes:	0	0.00%	0	0.00%	1	1.75%	1	1.75%
PRESIDENT of the UNITED STATES, Vote For 1									
	Martin J. O'MALLEY	0	0.00%	0	0.00%	1	2.13%	1	2.13%
	Bernard "Bernie" SANDERS	0	0.00%	0	0.00%	26	55.32%	26	55.32%
	Hillary CLINTON	0	0.00%	0	0.00%	18	38.30%	18	38.30%
	Roque Rocky DE LA FUENTE	0	0.00%	0	0.00%	0	0.00%	0	0.00%
	"UNCOMMITTED"	0	0.00%	0	0.00%	2	4.26%	2	4.26%
	Cast Votes:	0	0.00%	0	0.00%	47	97.92%	47	97.92%
	Over Votes:	0	0.00%	0	0.00%	1	2.08%	1	2.08%
	Under Votes:	0	0.00%	0	0.00%	0	0.00%	0	0.00%
UNITED STATES SENATOR, Vote For 1									
	Jim GRAY	0	0.00%	0	0.00%	27	72.97%	27	72.97%
	Rory HOULIHAN	0	0.00%	0	0.00%	1	2.70%	1	2.70%
	Jeff KENDER	0	0.00%	0	0.00%	0	0.00%	0	0.00%
	Ron LEACH	0	0.00%	0	0.00%	4	10.81%	4	10.81%
	Tom RECKTENWALD	0	0.00%	0	0.00%	0	0.00%	0	0.00%
	Grant T. SHORT	0	0.00%	0	0.00%	2	5.41%	2	5.41%
	Sellus WILDER	0	0.00%	0	0.00%	3	8.11%	3	8.11%
	Cast Votes:	0	0.00%	0	0.00%	37	77.08%	37	77.08%
	Over Votes:	0	0.00%	0	0.00%	1	2.08%	1	2.08%
	Under Votes:	0	0.00%	0	0.00%	10	20.83%	10	20.83%

Precinct Report — Unofficial

PRESIDENTIAL PREFERENCE AND REGULAR PRIMARY — OFFICIAL BALLOT FOR ALLEN COUNTY — May 17, 2016

05/17/2016 07:31 PM

Total Number of Voters : 2,484 of 0 = 0.00%

Precincts Reporting 14 of 14 = 100.00%

Party	Candidate	Absentee		Early		Election		Total	
Precinct B103 (Ballots Cast: 105)									
UNITED STATES REPRESENTATIVE in CONGRESS 1st Congressional District, Vote For 1									
	Tom OSBORNE	0	0.00%	0	0.00%	26	76.47%	26	76.47%
	Samuel L. GASKINS	0	0.00%	0	0.00%	8	23.53%	8	23.53%
	Cast Votes:	0	0.00%	0	0.00%	34	70.83%	34	70.83%
	Over Votes:	0	0.00%	0	0.00%	0	0.00%	0	0.00%
	Under Votes:	0	0.00%	0	0.00%	14	29.17%	14	29.17%

Total Number of Voters : 2,484 of 0 = 0.00%

Precincts Reporting 14 of 14 = 100.00%

Party	Candidate	Absentee		Early		Election		Total	
Precinct C101 (Ballots Cast: 254)									
UNITED STATES SENATOR, Vote For 1									
	James R. GOULD	0	0.00%	0	0.00%	22	14.77%	22	14.77%
	Rand PAUL	0	0.00%	0	0.00%	119	79.87%	119	79.87%
	Stephen Howard SLAUGHTER	0	0.00%	0	0.00%	8	5.37%	8	5.37%
	Cast Votes:	0	0.00%	0	0.00%	149	98.03%	149	98.03%
	Over Votes:	0	0.00%	0	0.00%	0	0.00%	0	0.00%
	Under Votes:	0	0.00%	0	0.00%	3	1.97%	3	1.97%
UNITED STATES REPRESENTATIVE in CONGRESS 1st Congressional District, Vote For 1									
	Mike PAPE	0	0.00%	0	0.00%	8	5.26%	8	5.26%
	Miles A. CAUGHEY JR.	0	0.00%	0	0.00%	5	3.29%	5	3.29%
	Jason BATTS	0	0.00%	0	0.00%	7	4.61%	7	4.61%
	James R. COMER	0	0.00%	0	0.00%	132	86.84%	132	86.84%
	Cast Votes:	0	0.00%	0	0.00%	152	100.00%	152	100.00%
	Over Votes:	0	0.00%	0	0.00%	0	0.00%	0	0.00%
	Under Votes:	0	0.00%	0	0.00%	0	0.00%	0	0.00%
PRESIDENT of the UNITED STATES, Vote For 1									
	Martin J. O'MALLEY	0	0.00%	0	0.00%	0	0.00%	0	0.00%
	Bernard "Bernie" SANDERS	0	0.00%	0	0.00%	43	42.16%	43	42.16%
	Hillary CLINTON	0	0.00%	0	0.00%	58	56.86%	58	56.86%
	Roque Rocky DE LA FUENTE	0	0.00%	0	0.00%	0	0.00%	0	0.00%
	"UNCOMMITTED"	0	0.00%	0	0.00%	1	0.98%	1	0.98%
	Cast Votes:	0	0.00%	0	0.00%	102	100.00%	102	100.00%
	Over Votes:	0	0.00%	0	0.00%	0	0.00%	0	0.00%
	Under Votes:	0	0.00%	0	0.00%	0	0.00%	0	0.00%
UNITED STATES SENATOR, Vote For 1									
	Jim GRAY	0	0.00%	0	0.00%	54	60.00%	54	60.00%
	Rory HOULIHAN	0	0.00%	0	0.00%	7	7.78%	7	7.78%
	Jeff KENDER	0	0.00%	0	0.00%	5	5.56%	5	5.56%
	Ron LEACH	0	0.00%	0	0.00%	9	10.00%	9	10.00%
	Tom RECKTENWALD	0	0.00%	0	0.00%	2	2.22%	2	2.22%
	Grant T. SHORT	0	0.00%	0	0.00%	2	2.22%	2	2.22%
	Sellus WILDER	0	0.00%	0	0.00%	11	12.22%	11	12.22%
	Cast Votes:	0	0.00%	0	0.00%	90	88.24%	90	88.24%
	Over Votes:	0	0.00%	0	0.00%	0	0.00%	0	0.00%
	Under Votes:	0	0.00%	0	0.00%	12	11.76%	12	11.76%

Precinct Report — Unofficial

PRESIDENTIAL PREFERENCE AND REGULAR PRIMARY — OFFICIAL BALLOT FOR ALLEN COUNTY — May 17, 2016

05/17/2016 07:31 PM

Total Number of Voters : 2,484 of 0 = 0.00%

Precincts Reporting 14 of 14 = 100.00%

Party	Candidate	Absentee		Early		Election		Total	
Precinct C101 (Ballots Cast: 254)									
UNITED STATES REPRESENTATIVE in CONGRESS 1st Congressional District, Vote For 1									
	Tom OSBORNE	0	0.00%	0	0.00%	61	75.31%	61	75.31%
	Samuel L. GASKINS	0	0.00%	0	0.00%	20	24.69%	20	24.69%
	Cast Votes:	0	0.00%	0	0.00%	81	79.41%	81	79.41%
	Over Votes:	0	0.00%	0	0.00%	0	0.00%	0	0.00%
	Under Votes:	0	0.00%	0	0.00%	21	20.59%	21	20.59%

Precinct Report — Unofficial

PRESIDENTIAL PREFERENCE AND REGULAR PRIMARY — OFFICIAL BALLOT FOR ALLEN COUNTY — May 17, 2016

05/17/2016 07:31 PM

Total Number of Voters : 2,484 of 0 = 0.00%

Precincts Reporting 14 of 14 = 100.00%

Party	Candidate	Absentee		Early		Election		Total	
Precinct C102 (Ballots Cast: 289)									
UNITED STATES SENATOR, Vote For 1									
	James R. GOULD	0	0.00%	0	0.00%	21	11.17%	21	11.17%
	Rand PAUL	0	0.00%	0	0.00%	153	81.38%	153	81.38%
	Stephen Howard SLAUGHTER	0	0.00%	0	0.00%	14	7.45%	14	7.45%
	Cast Votes:	0	0.00%	0	0.00%	188	96.91%	188	96.91%
	Over Votes:	0	0.00%	0	0.00%	0	0.00%	0	0.00%
	Under Votes:	0	0.00%	0	0.00%	6	3.09%	6	3.09%
UNITED STATES REPRESENTATIVE in CONGRESS 1st Congressional District, Vote For 1									
	Mike PAPE	0	0.00%	0	0.00%	13	6.74%	13	6.74%
	Miles A. CAUGHEY JR.	0	0.00%	0	0.00%	2	1.04%	2	1.04%
	Jason BATTS	0	0.00%	0	0.00%	9	4.66%	9	4.66%
	James R. COMER	0	0.00%	0	0.00%	169	87.56%	169	87.56%
	Cast Votes:	0	0.00%	0	0.00%	193	99.48%	193	99.48%
	Over Votes:	0	0.00%	0	0.00%	0	0.00%	0	0.00%
	Under Votes:	0	0.00%	0	0.00%	1	0.52%	1	0.52%
PRESIDENT of the UNITED STATES, Vote For 1									
	Martin J. O'MALLEY	0	0.00%	0	0.00%	0	0.00%	0	0.00%
	Bernard "Bernie" SANDERS	0	0.00%	0	0.00%	49	52.13%	49	52.13%
	Hillary CLINTON	0	0.00%	0	0.00%	42	44.68%	42	44.68%
	Roque Rocky DE LA FUENTE	0	0.00%	0	0.00%	1	1.06%	1	1.06%
	"UNCOMMITTED"	0	0.00%	0	0.00%	2	2.13%	2	2.13%
	Cast Votes:	0	0.00%	0	0.00%	94	98.95%	94	98.95%
	Over Votes:	0	0.00%	0	0.00%	0	0.00%	0	0.00%
	Under Votes:	0	0.00%	0	0.00%	1	1.05%	1	1.05%
UNITED STATES SENATOR, Vote For 1									
	Jim GRAY	0	0.00%	0	0.00%	43	54.43%	43	54.43%
	Rory HOULIHAN	0	0.00%	0	0.00%	3	3.80%	3	3.80%
	Jeff KENDER	0	0.00%	0	0.00%	11	13.92%	11	13.92%
	Ron LEACH	0	0.00%	0	0.00%	11	13.92%	11	13.92%
	Tom RECKTENWALD	0	0.00%	0	0.00%	0	0.00%	0	0.00%
	Grant T. SHORT	0	0.00%	0	0.00%	3	3.80%	3	3.80%
	Sellus WILDER	0	0.00%	0	0.00%	8	10.13%	8	10.13%
	Cast Votes:	0	0.00%	0	0.00%	79	83.16%	79	83.16%
	Over Votes:	0	0.00%	0	0.00%	0	0.00%	0	0.00%
	Under Votes:	0	0.00%	0	0.00%	16	16.84%	16	16.84%

Precinct Report — Unofficial

PRESIDENTIAL PREFERENCE AND REGULAR PRIMARY — OFFICIAL BALLOT FOR ALLEN COUNTY — May 17, 2016

05/17/2016 07:31 PM

Total Number of Voters : 2,484 of 0 = 0.00%

Precincts Reporting 14 of 14 = 100.00%

Party	Candidate	Absentee		Early		Election		Total	
Precinct C102 (Ballots Cast: 289)									
UNITED STATES REPRESENTATIVE in CONGRESS 1st Congressional District, Vote For 1									
	Tom OSBORNE	0	0.00%	0	0.00%	53	69.74%	53	69.74%
	Samuel L. GASKINS	0	0.00%	0	0.00%	23	30.26%	23	30.26%
	Cast Votes:	0	0.00%	0	0.00%	76	80.00%	76	80.00%
	Over Votes:	0	0.00%	0	0.00%	0	0.00%	0	0.00%
	Under Votes:	0	0.00%	0	0.00%	19	20.00%	19	20.00%

Precinct Report — Unofficial

PRESIDENTIAL PREFERENCE AND REGULAR PRIMARY — OFFICIAL BALLOT FOR ALLEN COUNTY — May 17, 2016

05/17/2016 07:31 PM

Total Number of Voters : 2,484 of 0 = 0.00%

Precincts Reporting 14 of 14 = 100.00%

Party	Candidate	Absentee		Early		Election		Total	
Precinct D101 (Ballots Cast: 280)									
UNITED STATES SENATOR, Vote For 1									
	James R. GOULD	0	0.00%	0	0.00%	19	10.00%	19	10.00%
	Rand PAUL	0	0.00%	0	0.00%	158	83.16%	158	83.16%
	Stephen Howard SLAUGHTER	0	0.00%	0	0.00%	13	6.84%	13	6.84%
	Cast Votes:	0	0.00%	0	0.00%	190	97.94%	190	97.94%
	Over Votes:	0	0.00%	0	0.00%	0	0.00%	0	0.00%
	Under Votes:	0	0.00%	0	0.00%	4	2.06%	4	2.06%
UNITED STATES REPRESENTATIVE in CONGRESS 1st Congressional District, Vote For 1									
	Mike PAPE	0	0.00%	0	0.00%	19	9.79%	19	9.79%
	Miles A. CAUGHEY JR.	0	0.00%	0	0.00%	2	1.03%	2	1.03%
	Jason BATTS	0	0.00%	0	0.00%	17	8.76%	17	8.76%
	James R. COMER	0	0.00%	0	0.00%	156	80.41%	156	80.41%
	Cast Votes:	0	0.00%	0	0.00%	194	100.00%	194	100.00%
	Over Votes:	0	0.00%	0	0.00%	0	0.00%	0	0.00%
	Under Votes:	0	0.00%	0	0.00%	0	0.00%	0	0.00%
PRESIDENT of the UNITED STATES, Vote For 1									
	Martin J. O'MALLEY	0	0.00%	0	0.00%	1	1.19%	1	1.19%
	Bernard "Bernie" SANDERS	0	0.00%	0	0.00%	40	47.62%	40	47.62%
	Hillary CLINTON	0	0.00%	0	0.00%	36	42.86%	36	42.86%
	Roque Rocky DE LA FUENTE	0	0.00%	0	0.00%	0	0.00%	0	0.00%
	"UNCOMMITTED"	0	0.00%	0	0.00%	7	8.33%	7	8.33%
	Cast Votes:	0	0.00%	0	0.00%	84	97.67%	84	97.67%
	Over Votes:	0	0.00%	0	0.00%	0	0.00%	0	0.00%
	Under Votes:	0	0.00%	0	0.00%	2	2.33%	2	2.33%
UNITED STATES SENATOR, Vote For 1									
	Jim GRAY	0	0.00%	0	0.00%	34	44.74%	34	44.74%
	Rory HOULIHAN	0	0.00%	0	0.00%	5	6.58%	5	6.58%
	Jeff KENDER	0	0.00%	0	0.00%	4	5.26%	4	5.26%
	Ron LEACH	0	0.00%	0	0.00%	5	6.58%	5	6.58%
	Tom RECKTENWALD	0	0.00%	0	0.00%	2	2.63%	2	2.63%
	Grant T. SHORT	0	0.00%	0	0.00%	5	6.58%	5	6.58%
	Sellus WILDER	0	0.00%	0	0.00%	21	27.63%	21	27.63%
	Cast Votes:	0	0.00%	0	0.00%	76	88.37%	76	88.37%
	Over Votes:	0	0.00%	0	0.00%	0	0.00%	0	0.00%
	Under Votes:	0	0.00%	0	0.00%	10	11.63%	10	11.63%

Precinct Report — Unofficial

PRESIDENTIAL PREFERENCE AND REGULAR PRIMARY — OFFICIAL BALLOT FOR ALLEN COUNTY — May 17, 2016

05/17/2016 07:31 PM

Total Number of Voters : 2,484 of 0 = 0.00%

Precincts Reporting 14 of 14 = 100.00%

Party	Candidate	Absentee		Early		Election		Total	
Precinct D101 (Ballots Cast: 280)									
UNITED STATES REPRESENTATIVE in CONGRESS 1st Congressional District, Vote For 1									
	Tom OSBORNE	0	0.00%	0	0.00%	34	48.57%	34	48.57%
	Samuel L. GASKINS	0	0.00%	0	0.00%	36	51.43%	36	51.43%
	Cast Votes:	0	0.00%	0	0.00%	70	81.40%	70	81.40%
	Over Votes:	0	0.00%	0	0.00%	0	0.00%	0	0.00%
	Under Votes:	0	0.00%	0	0.00%	16	18.60%	16	18.60%

Precinct Report — Unofficial

PRESIDENTIAL PREFERENCE AND REGULAR PRIMARY — OFFICIAL BALLOT FOR ALLEN COUNTY — May 17, 2016

05/17/2016 07:31 PM

Total Number of Voters : 2,484 of 0 = 0.00%

Precincts Reporting 14 of 14 = 100.00%

Party	Candidate	Absentee		Early		Election		Total	
Precinct D102 (Ballots Cast: 141)									
UNITED STATES SENATOR, Vote For 1									
	James R. GOULD	0	0.00%	0	0.00%	12	15.19%	12	15.19%
	Rand PAUL	0	0.00%	0	0.00%	63	79.75%	63	79.75%
	Stephen Howard SLAUGHTER	0	0.00%	0	0.00%	4	5.06%	4	5.06%
	Cast Votes:	0	0.00%	0	0.00%	79	98.75%	79	98.75%
	Over Votes:	0	0.00%	0	0.00%	0	0.00%	0	0.00%
	Under Votes:	0	0.00%	0	0.00%	1	1.25%	1	1.25%
UNITED STATES REPRESENTATIVE in CONGRESS 1st Congressional District, Vote For 1									
	Mike PAPE	0	0.00%	0	0.00%	6	7.50%	6	7.50%
	Miles A. CAUGHEY JR.	0	0.00%	0	0.00%	1	1.25%	1	1.25%
	Jason BATTS	0	0.00%	0	0.00%	4	5.00%	4	5.00%
	James R. COMER	0	0.00%	0	0.00%	69	86.25%	69	86.25%
	Cast Votes:	0	0.00%	0	0.00%	80	100.00%	80	100.00%
	Over Votes:	0	0.00%	0	0.00%	0	0.00%	0	0.00%
	Under Votes:	0	0.00%	0	0.00%	0	0.00%	0	0.00%
PRESIDENT of the UNITED STATES, Vote For 1									
	Martin J. O'MALLEY	0	0.00%	0	0.00%	0	0.00%	0	0.00%
	Bernard "Bernie" SANDERS	0	0.00%	0	0.00%	28	45.90%	28	45.90%
	Hillary CLINTON	0	0.00%	0	0.00%	27	44.26%	27	44.26%
	Roque Rocky DE LA FUENTE	0	0.00%	0	0.00%	1	1.64%	1	1.64%
	"UNCOMMITTED"	0	0.00%	0	0.00%	5	8.20%	5	8.20%
	Cast Votes:	0	0.00%	0	0.00%	61	100.00%	61	100.00%
	Over Votes:	0	0.00%	0	0.00%	0	0.00%	0	0.00%
	Under Votes:	0	0.00%	0	0.00%	0	0.00%	0	0.00%
UNITED STATES SENATOR, Vote For 1									
	Jim GRAY	0	0.00%	0	0.00%	33	60.00%	33	60.00%
	Rory HOULIHAN	0	0.00%	0	0.00%	3	5.45%	3	5.45%
	Jeff KENDER	0	0.00%	0	0.00%	1	1.82%	1	1.82%
	Ron LEACH	0	0.00%	0	0.00%	1	1.82%	1	1.82%
	Tom RECKTENWALD	0	0.00%	0	0.00%	2	3.64%	2	3.64%
	Grant T. SHORT	0	0.00%	0	0.00%	1	1.82%	1	1.82%
	Sellus WILDER	0	0.00%	0	0.00%	14	25.45%	14	25.45%
	Cast Votes:	0	0.00%	0	0.00%	55	90.16%	55	90.16%
	Over Votes:	0	0.00%	0	0.00%	0	0.00%	0	0.00%
	Under Votes:	0	0.00%	0	0.00%	6	9.84%	6	9.84%

Precinct Report — Unofficial

PRESIDENTIAL PREFERENCE AND REGULAR PRIMARY — OFFICIAL BALLOT FOR ALLEN COUNTY — May 17, 2016

05/17/2016 07:31 PM

Total Number of Voters : 2,484 of 0 = 0.00%

Precincts Reporting 14 of 14 = 100.00%

Party	Candidate	Absentee		Early		Election		Total	
Precinct D102 (Ballots Cast: 141)									
UNITED STATES REPRESENTATIVE in CONGRESS 1st Congressional District, Vote For 1									
	Tom OSBORNE	0	0.00%	0	0.00%	36	70.59%	36	70.59%
	Samuel L. GASKINS	0	0.00%	0	0.00%	15	29.41%	15	29.41%
	Cast Votes:	0	0.00%	0	0.00%	51	83.61%	51	83.61%
	Over Votes:	0	0.00%	0	0.00%	0	0.00%	0	0.00%
	Under Votes:	0	0.00%	0	0.00%	10	16.39%	10	16.39%

Total Number of Voters : 2,484 of 0 = 0.00%

Precincts Reporting 14 of 14 = 100.00%

Party	Candidate	Absentee		Early		Election		Total	
Precinct D103 (Ballots Cast: 216)									
UNITED STATES SENATOR, Vote For 1									
	James R. GOULD	0	0.00%	0	0.00%	12	10.71%	12	10.71%
	Rand PAUL	0	0.00%	0	0.00%	93	83.04%	93	83.04%
	Stephen Howard SLAUGHTER	0	0.00%	0	0.00%	7	6.25%	7	6.25%
	Cast Votes:	0	0.00%	0	0.00%	112	95.73%	112	95.73%
	Over Votes:	0	0.00%	0	0.00%	0	0.00%	0	0.00%
	Under Votes:	0	0.00%	0	0.00%	5	4.27%	5	4.27%
UNITED STATES REPRESENTATIVE in CONGRESS 1st Congressional District, Vote For 1									
	Mike PAPE	0	0.00%	0	0.00%	11	9.40%	11	9.40%
	Miles A. CAUGHEY JR.	0	0.00%	0	0.00%	1	0.85%	1	0.85%
	Jason BATTS	0	0.00%	0	0.00%	10	8.55%	10	8.55%
	James R. COMER	0	0.00%	0	0.00%	95	81.20%	95	81.20%
	Cast Votes:	0	0.00%	0	0.00%	117	100.00%	117	100.00%
	Over Votes:	0	0.00%	0	0.00%	0	0.00%	0	0.00%
	Under Votes:	0	0.00%	0	0.00%	0	0.00%	0	0.00%
PRESIDENT of the UNITED STATES, Vote For 1									
	Martin J. O'MALLEY	0	0.00%	0	0.00%	0	0.00%	0	0.00%
	Bernard "Bernie" SANDERS	0	0.00%	0	0.00%	37	38.14%	37	38.14%
	Hillary CLINTON	0	0.00%	0	0.00%	51	52.58%	51	52.58%
	Roque Rocky DE LA FUENTE	0	0.00%	0	0.00%	0	0.00%	0	0.00%
	"UNCOMMITTED"	0	0.00%	0	0.00%	9	9.28%	9	9.28%
	Cast Votes:	0	0.00%	0	0.00%	97	97.98%	97	97.98%
	Over Votes:	0	0.00%	0	0.00%	0	0.00%	0	0.00%
	Under Votes:	0	0.00%	0	0.00%	2	2.02%	2	2.02%
UNITED STATES SENATOR, Vote For 1									
	Jim GRAY	0	0.00%	0	0.00%	58	69.88%	58	69.88%
	Rory HOULIHAN	0	0.00%	0	0.00%	4	4.82%	4	4.82%
	Jeff KENDER	0	0.00%	0	0.00%	6	7.23%	6	7.23%
	Ron LEACH	0	0.00%	0	0.00%	5	6.02%	5	6.02%
	Tom RECKTENWALD	0	0.00%	0	0.00%	2	2.41%	2	2.41%
	Grant T. SHORT	0	0.00%	0	0.00%	1	1.20%	1	1.20%
	Sellus WILDER	0	0.00%	0	0.00%	7	8.43%	7	8.43%
	Cast Votes:	0	0.00%	0	0.00%	83	83.84%	83	83.84%
	Over Votes:	0	0.00%	0	0.00%	0	0.00%	0	0.00%
	Under Votes:	0	0.00%	0	0.00%	16	16.16%	16	16.16%

Precinct Report — Unofficial

PRESIDENTIAL PREFERENCE AND REGULAR PRIMARY — OFFICIAL BALLOT FOR ALLEN COUNTY — May 17, 2016

05/17/2016 07:31 PM

Total Number of Voters : 2,484 of 0 = 0.00%

Precincts Reporting 14 of 14 = 100.00%

Party	Candidate	Absentee		Early		Election		Total	
Precinct D103 (Ballots Cast: 216)									
UNITED STATES REPRESENTATIVE in CONGRESS 1st Congressional District, Vote For 1									
	Tom OSBORNE	0	0.00%	0	0.00%	52	69.33%	52	69.33%
	Samuel L. GASKINS	0	0.00%	0	0.00%	23	30.67%	23	30.67%
	Cast Votes:	0	0.00%	0	0.00%	75	75.76%	75	75.76%
	Over Votes:	0	0.00%	0	0.00%	0	0.00%	0	0.00%
	Under Votes:	0	0.00%	0	0.00%	24	24.24%	24	24.24%

Precinct Report — Unofficial

PRESIDENTIAL PREFERENCE AND REGULAR PRIMARY — OFFICIAL BALLOT FOR ALLEN COUNTY — May 17, 2016

05/17/2016 07:31 PM

Total Number of Voters : 2,484 of 0 = 0.00%

Precincts Reporting 14 of 14 = 100.00%

Party	Candidate	Absentee		Early		Election		Total	
Precinct E101 (Ballots Cast: 83)									
UNITED STATES SENATOR, Vote For 1									
	James R. GOULD	0	0.00%	0	0.00%	4	8.33%	4	8.33%
	Rand PAUL	0	0.00%	0	0.00%	38	79.17%	38	79.17%
	Stephen Howard SLAUGHTER	0	0.00%	0	0.00%	6	12.50%	6	12.50%
	Cast Votes:	0	0.00%	0	0.00%	48	94.12%	48	94.12%
	Over Votes:	0	0.00%	0	0.00%	0	0.00%	0	0.00%
	Under Votes:	0	0.00%	0	0.00%	3	5.88%	3	5.88%
UNITED STATES REPRESENTATIVE in CONGRESS 1st Congressional District, Vote For 1									
	Mike PAPE	0	0.00%	0	0.00%	2	4.08%	2	4.08%
	Miles A. CAUGHEY JR.	0	0.00%	0	0.00%	1	2.04%	1	2.04%
	Jason BATTS	0	0.00%	0	0.00%	5	10.20%	5	10.20%
	James R. COMER	0	0.00%	0	0.00%	41	83.67%	41	83.67%
	Cast Votes:	0	0.00%	0	0.00%	49	96.08%	49	96.08%
	Over Votes:	0	0.00%	0	0.00%	0	0.00%	0	0.00%
	Under Votes:	0	0.00%	0	0.00%	2	3.92%	2	3.92%
PRESIDENT of the UNITED STATES, Vote For 1									
	Martin J. O'MALLEY	0	0.00%	0	0.00%	0	0.00%	0	0.00%
	Bernard "Bernie" SANDERS	0	0.00%	0	0.00%	15	48.39%	15	48.39%
	Hillary CLINTON	0	0.00%	0	0.00%	13	41.94%	13	41.94%
	Roque Rocky DE LA FUENTE	0	0.00%	0	0.00%	0	0.00%	0	0.00%
	"UNCOMMITTED"	0	0.00%	0	0.00%	3	9.68%	3	9.68%
	Cast Votes:	0	0.00%	0	0.00%	31	96.88%	31	96.88%
	Over Votes:	0	0.00%	0	0.00%	0	0.00%	0	0.00%
	Under Votes:	0	0.00%	0	0.00%	1	3.13%	1	3.13%
UNITED STATES SENATOR, Vote For 1									
	Jim GRAY	0	0.00%	0	0.00%	13	54.17%	13	54.17%
	Rory HOULIHAN	0	0.00%	0	0.00%	2	8.33%	2	8.33%
	Jeff KENDER	0	0.00%	0	0.00%	3	12.50%	3	12.50%
	Ron LEACH	0	0.00%	0	0.00%	2	8.33%	2	8.33%
	Tom RECKTENWALD	0	0.00%	0	0.00%	1	4.17%	1	4.17%
	Grant T. SHORT	0	0.00%	0	0.00%	2	8.33%	2	8.33%
	Sellus WILDER	0	0.00%	0	0.00%	1	4.17%	1	4.17%
	Cast Votes:	0	0.00%	0	0.00%	24	75.00%	24	75.00%
	Over Votes:	0	0.00%	0	0.00%	0	0.00%	0	0.00%
	Under Votes:	0	0.00%	0	0.00%	8	25.00%	8	25.00%

Precinct Report — Unofficial

PRESIDENTIAL PREFERENCE AND REGULAR PRIMARY — OFFICIAL BALLOT FOR ALLEN COUNTY — May 17, 2016

05/17/2016 07:31 PM

Total Number of Voters : 2,484 of 0 = 0.00%

Precincts Reporting 14 of 14 = 100.00%

Party	Candidate	Absentee		Early		Election		Total	
Precinct E101 (Ballots Cast: 83)									
UNITED STATES REPRESENTATIVE in CONGRESS 1st Congressional District, Vote For 1									
	Tom OSBORNE	0	0.00%	0	0.00%	14	60.87%	14	60.87%
	Samuel L. GASKINS	0	0.00%	0	0.00%	9	39.13%	9	39.13%
	Cast Votes:	0	0.00%	0	0.00%	23	71.88%	23	71.88%
	Over Votes:	0	0.00%	0	0.00%	0	0.00%	0	0.00%
	Under Votes:	0	0.00%	0	0.00%	9	28.13%	9	28.13%

Precinct Report — Unofficial

PRESIDENTIAL PREFERENCE AND REGULAR PRIMARY — OFFICIAL BALLOT FOR ALLEN COUNTY — May 17, 2016

05/17/2016 07:31 PM

Total Number of Voters : 2,484 of 0 = 0.00%

Precincts Reporting 14 of 14 = 100.00%

Party	Candidate	Absentee		Early		Election		Total	
Precinct E102 (Ballots Cast: 169)									
UNITED STATES SENATOR, Vote For 1									
	James R. GOULD	0	0.00%	0	0.00%	14	13.86%	14	13.86%
	Rand PAUL	0	0.00%	0	0.00%	85	84.16%	85	84.16%
	Stephen Howard SLAUGHTER	0	0.00%	0	0.00%	2	1.98%	2	1.98%
	Cast Votes:	0	0.00%	0	0.00%	101	98.06%	101	98.06%
	Over Votes:	0	0.00%	0	0.00%	0	0.00%	0	0.00%
	Under Votes:	0	0.00%	0	0.00%	2	1.94%	2	1.94%
UNITED STATES REPRESENTATIVE in CONGRESS 1st Congressional District, Vote For 1									
	Mike PAPE	0	0.00%	0	0.00%	21	20.39%	21	20.39%
	Miles A. CAUGHEY JR.	0	0.00%	0	0.00%	0	0.00%	0	0.00%
	Jason BATTS	0	0.00%	0	0.00%	10	9.71%	10	9.71%
	James R. COMER	0	0.00%	0	0.00%	72	69.90%	72	69.90%
	Cast Votes:	0	0.00%	0	0.00%	103	100.00%	103	100.00%
	Over Votes:	0	0.00%	0	0.00%	0	0.00%	0	0.00%
	Under Votes:	0	0.00%	0	0.00%	0	0.00%	0	0.00%
PRESIDENT of the UNITED STATES, Vote For 1									
	Martin J. O'MALLEY	0	0.00%	0	0.00%	0	0.00%	0	0.00%
	Bernard "Bernie" SANDERS	0	0.00%	0	0.00%	31	47.69%	31	47.69%
	Hillary CLINTON	0	0.00%	0	0.00%	30	46.15%	30	46.15%
	Roque Rocky DE LA FUENTE	0	0.00%	0	0.00%	1	1.54%	1	1.54%
	"UNCOMMITTED"	0	0.00%	0	0.00%	3	4.62%	3	4.62%
	Cast Votes:	0	0.00%	0	0.00%	65	98.48%	65	98.48%
	Over Votes:	0	0.00%	0	0.00%	0	0.00%	0	0.00%
	Under Votes:	0	0.00%	0	0.00%	1	1.52%	1	1.52%
UNITED STATES SENATOR, Vote For 1									
	Jim GRAY	0	0.00%	0	0.00%	32	51.61%	32	51.61%
	Rory HOULIHAN	0	0.00%	0	0.00%	4	6.45%	4	6.45%
	Jeff KENDER	0	0.00%	0	0.00%	6	9.68%	6	9.68%
	Ron LEACH	0	0.00%	0	0.00%	7	11.29%	7	11.29%
	Tom RECKTENWALD	0	0.00%	0	0.00%	1	1.61%	1	1.61%
	Grant T. SHORT	0	0.00%	0	0.00%	3	4.84%	3	4.84%
	Sellus WILDER	0	0.00%	0	0.00%	9	14.52%	9	14.52%
	Cast Votes:	0	0.00%	0	0.00%	62	93.94%	62	93.94%
	Over Votes:	0	0.00%	0	0.00%	0	0.00%	0	0.00%
	Under Votes:	0	0.00%	0	0.00%	4	6.06%	4	6.06%

Precinct Report — Unofficial

PRESIDENTIAL PREFERENCE AND REGULAR PRIMARY — OFFICIAL BALLOT FOR ALLEN COUNTY — May 17, 2016

05/17/2016 07:31 PM

Total Number of Voters : 2,484 of 0 = 0.00%

Precincts Reporting 14 of 14 = 100.00%

Precinct E102 (Ballots Cast: 169)

Party	Candidate	Absentee		Early		Election		Total	
UNITED STATES REPRESENTATIVE in CONGRESS 1st Congressional District, Vote For 1									
	Tom OSBORNE	0	0.00%	0	0.00%	45	73.77%	45	73.77%
	Samuel L. GASKINS	0	0.00%	0	0.00%	16	26.23%	16	26.23%
	Cast Votes:	0	0.00%	0	0.00%	61	92.42%	61	92.42%
	Over Votes:	0	0.00%	0	0.00%	0	0.00%	0	0.00%
	Under Votes:	0	0.00%	0	0.00%	5	7.58%	5	7.58%

Precinct Report — Unofficial

PRESIDENTIAL PREFERENCE AND REGULAR PRIMARY — OFFICIAL BALLOT FOR ALLEN COUNTY — May 17, 2016

05/17/2016 07:31 PM

Total Number of Voters : 2,484 of 0 = 0.00%

Precincts Reporting 14 of 14 = 100.00%

Party	Candidate	Absentee		Early		Election		Total	
Precinct E103 (Ballots Cast: 122)									
UNITED STATES SENATOR, Vote For 1									
	James R. GOULD	0	0.00%	0	0.00%	11	13.10%	11	13.10%
	Rand PAUL	0	0.00%	0	0.00%	62	73.81%	62	73.81%
	Stephen Howard SLAUGHTER	0	0.00%	0	0.00%	11	13.10%	11	13.10%
	Cast Votes:	0	0.00%	0	0.00%	84	97.67%	84	97.67%
	Over Votes:	0	0.00%	0	0.00%	0	0.00%	0	0.00%
	Under Votes:	0	0.00%	0	0.00%	2	2.33%	2	2.33%
UNITED STATES REPRESENTATIVE in CONGRESS 1st Congressional District, Vote For 1									
	Mike PAPE	0	0.00%	0	0.00%	9	10.71%	9	10.71%
	Miles A. CAUGHEY JR.	0	0.00%	0	0.00%	1	1.19%	1	1.19%
	Jason BATTS	0	0.00%	0	0.00%	4	4.76%	4	4.76%
	James R. COMER	0	0.00%	0	0.00%	70	83.33%	70	83.33%
	Cast Votes:	0	0.00%	0	0.00%	84	97.67%	84	97.67%
	Over Votes:	0	0.00%	0	0.00%	0	0.00%	0	0.00%
	Under Votes:	0	0.00%	0	0.00%	2	2.33%	2	2.33%
PRESIDENT of the UNITED STATES, Vote For 1									
	Martin J. O'MALLEY	0	0.00%	0	0.00%	0	0.00%	0	0.00%
	Bernard "Bernie" SANDERS	0	0.00%	0	0.00%	19	55.88%	19	55.88%
	Hillary CLINTON	0	0.00%	0	0.00%	14	41.18%	14	41.18%
	Roque Rocky DE LA FUENTE	0	0.00%	0	0.00%	0	0.00%	0	0.00%
	"UNCOMMITTED"	0	0.00%	0	0.00%	1	2.94%	1	2.94%
	Cast Votes:	0	0.00%	0	0.00%	34	94.44%	34	94.44%
	Over Votes:	0	0.00%	0	0.00%	0	0.00%	0	0.00%
	Under Votes:	0	0.00%	0	0.00%	2	5.56%	2	5.56%
UNITED STATES SENATOR, Vote For 1									
	Jim GRAY	0	0.00%	0	0.00%	17	58.62%	17	58.62%
	Rory HOULIHAN	0	0.00%	0	0.00%	2	6.90%	2	6.90%
	Jeff KENDER	0	0.00%	0	0.00%	4	13.79%	4	13.79%
	Ron LEACH	0	0.00%	0	0.00%	2	6.90%	2	6.90%
	Tom RECKTENWALD	0	0.00%	0	0.00%	1	3.45%	1	3.45%
	Grant T. SHORT	0	0.00%	0	0.00%	0	0.00%	0	0.00%
	Sellus WILDER	0	0.00%	0	0.00%	3	10.34%	3	10.34%
	Cast Votes:	0	0.00%	0	0.00%	29	80.56%	29	80.56%
	Over Votes:	0	0.00%	0	0.00%	0	0.00%	0	0.00%
	Under Votes:	0	0.00%	0	0.00%	7	19.44%	7	19.44%

Precinct Report — Unofficial

PRESIDENTIAL PREFERENCE AND REGULAR PRIMARY — OFFICIAL BALLOT FOR ALLEN COUNTY — May 17, 2016

05/17/2016 07:31 PM

Total Number of Voters : 2,484 of 0 = 0.00%

Precincts Reporting 14 of 14 = 100.00%

Party	Candidate	Absentee		Early		Election		Total	
Precinct E103 (Ballots Cast: 122)									
UNITED STATES REPRESENTATIVE in CONGRESS 1st Congressional District, Vote For 1									
	Tom OSBORNE	0	0.00%	0	0.00%	21	70.00%	21	70.00%
	Samuel L. GASKINS	0	0.00%	0	0.00%	9	30.00%	9	30.00%
	Cast Votes:	0	0.00%	0	0.00%	30	83.33%	30	83.33%
	Over Votes:	0	0.00%	0	0.00%	0	0.00%	0	0.00%
	Under Votes:	0	0.00%	0	0.00%	6	16.67%	6	16.67%

TOTAL REGISTERED VOTERS 14,297
TOTAL VOTED 2,484
PERCENTAGE 17.37%

Anderson

Primary Election
May 17, 2016

		President of the United States					US STATES SENATOR										6TH DISTRICT US REPRESENTATIVE IN CONGRESS				
		DEMOCRAT					REPUBLICAN			DEMOCRAT							REPUBLICAN		DEMOCRAT		
		Martin J. O'MALLEY	Bernard "Bernie" SANDERS	Hillary CLINTON	Roque Rocky DE LA FUENTE	UNCOMMITTED	Stephen Howard SLAUGHTER	James R. GOULD	Rand PAUL	Grant T. SHORT	Sellus WILDER	Jim GRAY	Rory HOULIHAN	Jeff KENDER	Ron LEACH	Tom RECKTENWALD	Roger Q. BRILL	Andy BARR	Nancy Jo KEMPER	Michael COBLENZ	Geoffrey M. "Geoff" YOUNG
Precinct #	PRECINCT																				
A-101	East Lawrenceburg	4	104	103	2	9	4	6	43	7	23	158	5	3	6	8	8	44	135	12	49
A-102	Duncan	2	102	56	2	17	12	6	49	6	28	119	2	8	5	4	17	50	114	9	48
B-101	West Lawrenceburg	2	110	96	0	15	12	7	73	4	15	187	3	4	5	1	8	85	143	13	54
B-102	West Duncan	14	176	101	2	34	10	11	90	16	32	227	8	13	10	7	24	88	194	16	82
C-101	Lillard	6	95	121	2	32	10	8	72	7	26	202	2	2	9	4	12	79	161	10	71
C-102	Witherspoon	6	122	78	0	14	7	12	62	12	22	163	3	2	4	6	14	66	151	14	41
D-101	McBrayer	4	95	48	1	10	7	2	65	5	19	101	5	4	6	4	8	68	90	10	38
D-102	South Lillard	8	156	97	1	18	12	8	102	13	30	195	6	3	9	4	25	96	163	13	67
E-101	Alton	8	213	158	6	46	22	16	150	11	51	311	7	8	14	15	23	165	266	21	110
E-103	West Alton	9	97	81	0	18	5	8	99	0	28	142	3	7	11	5	13	99	114	16	61
F-101	Hickory Grove	1	90	49	1	11	3	11	62	6	12	116	1	1	2	6	10	66	83	7	42
F-102	Western	2	82	28	2	7	1	3	47	6	16	78	2	3	2	4	5	46	60	9	35
F-103	Rutherford	3	47	25	1	5	0	0	15	6	4	61	1	2	2	2	4	11	41	6	30
F-104	Birdie	4	122	50	0	20	5	4	85	8	21	132	7	5	9	2	12	82	113	12	53
	Precinct Totals	73	1611	1091	20	256	110	102	1014	107	327	2192	55	65	94	72	183	1045	1828	168	781
E-Scan	Absentee Mail-in	0	9	8	1	2	0	0	5	0	1	16	0	0	1	0	3	2	14	0	4
E-Scan	Absentee Walk-in	1	29	33	1	9	3	3	42	3	3	57	0	0	5	1	8	42	47	4	16
E-Slate	Absentee Walk-in	0	0	0	0	0	0	0	0	0	0	0	0	0	0	0	0	0	0	0	0
	Absentee Totals	1	38	41	2	11	3	3	47	3	4	73	0	0	6	1	11	44	61	4	20
	Total by County	74	1649	1132	22	267	113	105	1061	110	331	2265	55	65	100	73	194	1089	1889	172	801

Cumulative Report — Unofficial

PRESIDENTIAL PREFERENCE AND REGULAR PRIMARY — OFFICIAL BALLOT FOR BALLARD COUNTY — May 17, 2016

05/17/2016 07:07 PM

Total Number of Voters : 1,638 of 0 = 0.00% 26%

Precincts Reporting 14 of 14 = 100.00%

Party	Candidate	Absentee		Early		Election		Total	
UNITED STATES SENATOR, Vote For 1									
	James R. GOULD	0	0.00%	0	0.00%	17	4.97%	17	4.97%
	Rand PAUL	0	0.00%	0	0.00%	317	92.69%	317	92.69%
	Stephen Howard SLAUGHTER	0	0.00%	0	0.00%	8	2.34%	8	2.34%
	Cast Votes:	0	0.00%	0	0.00%	342	97.71%	342	97.71%
	Over Votes:	0	0.00%	0	0.00%	0	0.00%	0	0.00%
	Under Votes:	0	0.00%	0	0.00%	8	2.29%	8	2.29%
UNITED STATES REPRESENTATIVE in CONGRESS 1st Congressional District, Vote For 1									
	Mike PAPE	0	0.00%	0	0.00%	69	20.00%	69	20.00%
	Miles A. CAUGHEY JR.	0	0.00%	0	0.00%	13	3.77%	13	3.77%
	Jason BATTS	0	0.00%	0	0.00%	91	26.38%	91	26.38%
	James R. COMER	0	0.00%	0	0.00%	172	49.86%	172	49.86%
	Cast Votes:	0	0.00%	0	0.00%	345	98.57%	345	98.57%
	Over Votes:	0	0.00%	0	0.00%	1	0.29%	1	0.29%
	Under Votes:	0	0.00%	0	0.00%	4	1.14%	4	1.14%
PRESIDENT of the UNITED STATES, Vote For 1									
	Martin J. O'MALLEY	0	0.00%	0	0.00%	34	2.68%	34	2.68%
	Bernard "Bernie" SANDERS	0	0.00%	0	0.00%	659	52.01%	659	52.01%
	Hillary CLINTON	0	0.00%	0	0.00%	405	31.97%	405	31.97%
	Roque Rocky DE LA FUENTE	0	0.00%	0	0.00%	0	0.00%	0	0.00%
	"UNCOMMITTED"	0	0.00%	0	0.00%	169	13.34%	169	13.34%
	Cast Votes:	0	0.00%	0	0.00%	1,267	98.37%	1,267	98.37%
	Over Votes:	0	0.00%	0	0.00%	0	0.00%	0	0.00%
	Under Votes:	0	0.00%	0	0.00%	21	1.63%	21	1.63%
UNITED STATES SENATOR, Vote For 1									
	Jim GRAY	0	0.00%	0	0.00%	755	65.71%	755	65.71%
	Rory HOULIHAN	0	0.00%	0	0.00%	48	4.18%	48	4.18%
	Jeff KENDER	0	0.00%	0	0.00%	94	8.18%	94	8.18%
	Ron LEACH	0	0.00%	0	0.00%	110	9.57%	110	9.57%
	Tom RECKTENWALD	0	0.00%	0	0.00%	31	2.70%	31	2.70%
	Grant T. SHORT	0	0.00%	0	0.00%	41	3.57%	41	3.57%
	Sellus WILDER	0	0.00%	0	0.00%	70	6.09%	70	6.09%
	Cast Votes:	0	0.00%	0	0.00%	1,149	89.21%	1,149	89.21%
	Over Votes:	0	0.00%	0	0.00%	0	0.00%	0	0.00%
	Under Votes:	0	0.00%	0	0.00%	139	10.79%	139	10.79%

RECEIVED
MAY 24 2016
Ballard County Board of Elections

Cumulative Report — Unofficial

PRESIDENTIAL PREFERENCE AND REGULAR PRIMARY — OFFICIAL BALLOT FOR BALLARD COUNTY — May 17, 2016

05/17/2016 07:07 PM

Total Number of Voters : 1,638 of 0 = 0.00%

Precincts Reporting 14 of 14 = 100.00%

Party	Candidate	Absentee		Early		Election		Total	
UNITED STATES REPRESENTATIVE in CONGRESS 1st Congressional District, Vote For 1									
	Tom OSBORNE	0	0.00%	0	0.00%	651	60.33%	651	60.33%
	Samuel L. GASKINS	0	0.00%	0	0.00%	428	39.67%	428	39.67%
	Cast Votes:	0	0.00%	0	0.00%	1,079	83.77%	1,079	83.77%
	Over Votes:	0	0.00%	0	0.00%	0	0.00%	0	0.00%
	Under Votes:	0	0.00%	0	0.00%	209	16.23%	209	16.23%

Precinct Report — Unofficial

PRESIDENTIAL PREFERENCE AND REGULAR PRIMARY — OFFICIAL BALLOT FOR BALLARD COUNTY — May 17, 2016

05/17/2016 07:08 PM

Total Number of Voters : 1,638 of 0 = 0.00%

Precincts Reporting 14 of 14 = 100.00%

Party	Candidate	Absentee		Early		Election		Total	
Precinct AB (Ballots Cast: 31)									
UNITED STATES SENATOR, Vote For 1									
	James R. GOULD	0	0.00%	0	0.00%	0	0.00%	0	0.00%
	Rand PAUL	0	0.00%	0	0.00%	10	100.00%	10	100.00%
	Stephen Howard SLAUGHTER	0	0.00%	0	0.00%	0	0.00%	0	0.00%
	Cast Votes:	0	0.00%	0	0.00%	10	100.00%	10	100.00%
	Over Votes:	0	0.00%	0	0.00%	0	0.00%	0	0.00%
	Under Votes:	0	0.00%	0	0.00%	0	0.00%	0	0.00%
UNITED STATES REPRESENTATIVE in CONGRESS 1st Congressional District, Vote For 1									
	Mike PAPE	0	0.00%	0	0.00%	0	0.00%	0	0.00%
	Miles A. CAUGHEY JR.	0	0.00%	0	0.00%	0	0.00%	0	0.00%
	Jason BATTS	0	0.00%	0	0.00%	1	12.50%	1	12.50%
	James R. COMER	0	0.00%	0	0.00%	7	87.50%	7	87.50%
	Cast Votes:	0	0.00%	0	0.00%	8	80.00%	8	80.00%
	Over Votes:	0	0.00%	0	0.00%	0	0.00%	0	0.00%
	Under Votes:	0	0.00%	0	0.00%	2	20.00%	2	20.00%
PRESIDENT of the UNITED STATES, Vote For 1									
	Martin J. O'MALLEY	0	0.00%	0	0.00%	1	5.00%	1	5.00%
	Bernard "Bernie" SANDERS	0	0.00%	0	0.00%	5	25.00%	5	25.00%
	Hillary CLINTON	0	0.00%	0	0.00%	13	65.00%	13	65.00%
	Roque Rocky DE LA FUENTE	0	0.00%	0	0.00%	0	0.00%	0	0.00%
	"UNCOMMITTED"	0	0.00%	0	0.00%	1	5.00%	1	5.00%
	Cast Votes:	0	0.00%	0	0.00%	20	95.24%	20	95.24%
	Over Votes:	0	0.00%	0	0.00%	0	0.00%	0	0.00%
	Under Votes:	0	0.00%	0	0.00%	1	4.76%	1	4.76%
UNITED STATES SENATOR, Vote For 1									
	Jim GRAY	0	0.00%	0	0.00%	9	47.37%	9	47.37%
	Rory HOULIHAN	0	0.00%	0	0.00%	4	21.05%	4	21.05%
	Jeff KENDER	0	0.00%	0	0.00%	2	10.53%	2	10.53%
	Ron LEACH	0	0.00%	0	0.00%	1	5.26%	1	5.26%
	Tom RECKTENWALD	0	0.00%	0	0.00%	2	10.53%	2	10.53%
	Grant T. SHORT	0	0.00%	0	0.00%	0	0.00%	0	0.00%
	Sellus WILDER	0	0.00%	0	0.00%	1	5.26%	1	5.26%
	Cast Votes:	0	0.00%	0	0.00%	19	90.48%	19	90.48%
	Over Votes:	0	0.00%	0	0.00%	0	0.00%	0	0.00%
	Under Votes:	0	0.00%	0	0.00%	2	9.52%	2	9.52%

RECEIVED
MAY 2 4 2016
Ballard Board of Elections

Precinct Report — Unofficial

PRESIDENTIAL PREFERENCE AND REGULAR PRIMARY — OFFICIAL BALLOT FOR BALLARD COUNTY — May 17, 2016

05/17/2016 07:08 PM

Total Number of Voters : 1,638 of 0 = 0.00%

Precincts Reporting 14 of 14 = 100.00%

Party	Candidate	Absentee		Early		Election		Total	
Precinct AB (Ballots Cast: 31)									
UNITED STATES REPRESENTATIVE in CONGRESS 1st Congressional District, Vote For 1									
	Tom OSBORNE	0	0.00%	0	0.00%	3	17.65%	3	17.65%
	Samuel L. GASKINS	0	0.00%	0	0.00%	14	82.35%	14	82.35%
	Cast Votes:	0	0.00%	0	0.00%	17	80.95%	17	80.95%
	Over Votes:	0	0.00%	0	0.00%	0	0.00%	0	0.00%
	Under Votes:	0	0.00%	0	0.00%	4	19.05%	4	19.05%

Precinct Report — Unofficial

PRESIDENTIAL PREFERENCE AND REGULAR PRIMARY — OFFICIAL BALLOT FOR BALLARD COUNTY — May 17, 2016

05/17/2016 07:08 PM

Total Number of Voters : 1,638 of 0 = 0.00%

Precincts Reporting 14 of 14 = 100.00%

Party	Candidate	Absentee		Early		Election		Total	
Precinct A101 (Ballots Cast: 113)									
UNITED STATES SENATOR, Vote For 1									
	James R. GOULD	0	0.00%	0	0.00%	2	6.90%	2	6.90%
	Rand PAUL	0	0.00%	0	0.00%	27	93.10%	27	93.10%
	Stephen Howard SLAUGHTER	0	0.00%	0	0.00%	0	0.00%	0	0.00%
	Cast Votes:	0	0.00%	0	0.00%	29	100.00%	29	100.00%
	Over Votes:	0	0.00%	0	0.00%	0	0.00%	0	0.00%
	Under Votes:	0	0.00%	0	0.00%	0	0.00%	0	0.00%
UNITED STATES REPRESENTATIVE in CONGRESS 1st Congressional District, Vote For 1									
	Mike PAPE	0	0.00%	0	0.00%	4	13.79%	4	13.79%
	Miles A. CAUGHEY JR.	0	0.00%	0	0.00%	2	6.90%	2	6.90%
	Jason BATTS	0	0.00%	0	0.00%	3	10.34%	3	10.34%
	James R. COMER	0	0.00%	0	0.00%	20	68.97%	20	68.97%
	Cast Votes:	0	0.00%	0	0.00%	29	100.00%	29	100.00%
	Over Votes:	0	0.00%	0	0.00%	0	0.00%	0	0.00%
	Under Votes:	0	0.00%	0	0.00%	0	0.00%	0	0.00%
PRESIDENT of the UNITED STATES, Vote For 1									
	Martin J. O'MALLEY	0	0.00%	0	0.00%	3	3.61%	3	3.61%
	Bernard "Bernie" SANDERS	0	0.00%	0	0.00%	51	61.45%	51	61.45%
	Hillary CLINTON	0	0.00%	0	0.00%	20	24.10%	20	24.10%
	Roque Rocky DE LA FUENTE	0	0.00%	0	0.00%	0	0.00%	0	0.00%
	"UNCOMMITTED"	0	0.00%	0	0.00%	9	10.84%	9	10.84%
	Cast Votes:	0	0.00%	0	0.00%	83	98.81%	83	98.81%
	Over Votes:	0	0.00%	0	0.00%	0	0.00%	0	0.00%
	Under Votes:	0	0.00%	0	0.00%	1	1.19%	1	1.19%
UNITED STATES SENATOR, Vote For 1									
	Jim GRAY	0	0.00%	0	0.00%	57	75.00%	57	75.00%
	Rory HOULIHAN	0	0.00%	0	0.00%	4	5.26%	4	5.26%
	Jeff KENDER	0	0.00%	0	0.00%	3	3.95%	3	3.95%
	Ron LEACH	0	0.00%	0	0.00%	7	9.21%	7	9.21%
	Tom RECKTENWALD	0	0.00%	0	0.00%	0	0.00%	0	0.00%
	Grant T. SHORT	0	0.00%	0	0.00%	3	3.95%	3	3.95%
	Sellus WILDER	0	0.00%	0	0.00%	2	2.63%	2	2.63%
	Cast Votes:	0	0.00%	0	0.00%	76	90.48%	76	90.48%
	Over Votes:	0	0.00%	0	0.00%	0	0.00%	0	0.00%
	Under Votes:	0	0.00%	0	0.00%	8	9.52%	8	9.52%

RECEIVED
MAY 24 2016
State Board of Elections

Precinct Report — Unofficial

PRESIDENTIAL PREFERENCE AND REGULAR PRIMARY — OFFICIAL BALLOT FOR BALLARD COUNTY — May 17, 2016

05/17/2016 07:08 PM

Total Number of Voters : 1,638 of 0 = 0.00%

Precincts Reporting 14 of 14 = 100.00%

Party	Candidate	Absentee		Early		Election		Total	
Precinct A101 (Ballots Cast: 113)									
UNITED STATES REPRESENTATIVE in CONGRESS 1st Congressional District, Vote For 1									
	Tom OSBORNE	0	0.00%	0	0.00%	49	71.01%	49	71.01%
	Samuel L. GASKINS	0	0.00%	0	0.00%	20	28.99%	20	28.99%
	Cast Votes:	0	0.00%	0	0.00%	69	82.14%	69	82.14%
	Over Votes:	0	0.00%	0	0.00%	0	0.00%	0	0.00%
	Under Votes:	0	0.00%	0	0.00%	15	17.86%	15	17.86%

Precinct Report — Unofficial

PRESIDENTIAL PREFERENCE AND REGULAR PRIMARY — OFFICIAL BALLOT FOR BALLARD COUNTY — May 17, 2016

05/17/2016 07:08 PM

Total Number of Voters : 1,638 of 0 = 0.00%

Precincts Reporting 14 of 14 = 100.00%

Party	Candidate	Absentee		Early		Election		Total	
Precinct A102 (Ballots Cast: 277)									
UNITED STATES SENATOR, Vote For 1									
	James R. GOULD	0	0.00%	0	0.00%	4	5.63%	4	5.63%
	Rand PAUL	0	0.00%	0	0.00%	66	92.96%	66	92.96%
	Stephen Howard SLAUGHTER	0	0.00%	0	0.00%	1	1.41%	1	1.41%
	Cast Votes:	0	0.00%	0	0.00%	71	97.26%	71	97.26%
	Over Votes:	0	0.00%	0	0.00%	0	0.00%	0	0.00%
	Under Votes:	0	0.00%	0	0.00%	2	2.74%	2	2.74%
UNITED STATES REPRESENTATIVE in CONGRESS 1st Congressional District, Vote For 1									
	Mike PAPE	0	0.00%	0	0.00%	11	15.07%	11	15.07%
	Miles A. CAUGHEY JR.	0	0.00%	0	0.00%	3	4.11%	3	4.11%
	Jason BATTS	0	0.00%	0	0.00%	12	16.44%	12	16.44%
	James R. COMER	0	0.00%	0	0.00%	47	64.38%	47	64.38%
	Cast Votes:	0	0.00%	0	0.00%	73	100.00%	73	100.00%
	Over Votes:	0	0.00%	0	0.00%	0	0.00%	0	0.00%
	Under Votes:	0	0.00%	0	0.00%	0	0.00%	0	0.00%
PRESIDENT of the UNITED STATES, Vote For 1									
	Martin J. O'MALLEY	0	0.00%	0	0.00%	6	2.96%	6	2.96%
	Bernard "Bernie" SANDERS	0	0.00%	0	0.00%	87	42.86%	87	42.86%
	Hillary CLINTON	0	0.00%	0	0.00%	78	38.42%	78	38.42%
	Roque Rocky DE LA FUENTE	0	0.00%	0	0.00%	0	0.00%	0	0.00%
	"UNCOMMITTED"	0	0.00%	0	0.00%	32	15.76%	32	15.76%
	Cast Votes:	0	0.00%	0	0.00%	203	99.51%	203	99.51%
	Over Votes:	0	0.00%	0	0.00%	0	0.00%	0	0.00%
	Under Votes:	0	0.00%	0	0.00%	1	0.49%	1	0.49%
UNITED STATES SENATOR, Vote For 1									
	Jim GRAY	0	0.00%	0	0.00%	136	73.91%	136	73.91%
	Rory HOULIHAN	0	0.00%	0	0.00%	8	4.35%	8	4.35%
	Jeff KENDER	0	0.00%	0	0.00%	10	5.43%	10	5.43%
	Ron LEACH	0	0.00%	0	0.00%	15	8.15%	15	8.15%
	Tom RECKTENWALD	0	0.00%	0	0.00%	5	2.72%	5	2.72%
	Grant T. SHORT	0	0.00%	0	0.00%	5	2.72%	5	2.72%
	Sellus WILDER	0	0.00%	0	0.00%	5	2.72%	5	2.72%
	Cast Votes:	0	0.00%	0	0.00%	184	90.20%	184	90.20%
	Over Votes:	0	0.00%	0	0.00%	0	0.00%	0	0.00%
	Under Votes:	0	0.00%	0	0.00%	20	9.80%	20	9.80%

Precinct Report — Unofficial

PRESIDENTIAL PREFERENCE AND REGULAR PRIMARY — OFFICIAL BALLOT FOR BALLARD COUNTY — May 17, 2016

05/17/2016 07:08 PM

Total Number of Voters : 1,638 of 0 = 0.00%

Precincts Reporting 14 of 14 = 100.00%

Party	Candidate	Absentee		Early		Election		Total	
Precinct A102 (Ballots Cast: 277)									
UNITED STATES REPRESENTATIVE in CONGRESS 1st Congressional District, Vote For 1									
	Tom OSBORNE	0	0.00%	0	0.00%	144	79.12%	144	79.12%
	Samuel L. GASKINS	0	0.00%	0	0.00%	38	20.88%	38	20.88%
	Cast Votes:	0	0.00%	0	0.00%	182	89.22%	182	89.22%
	Over Votes:	0	0.00%	0	0.00%	0	0.00%	0	0.00%
	Under Votes:	0	0.00%	0	0.00%	22	10.78%	22	10.78%

Precinct Report — Unofficial

PRESIDENTIAL PREFERENCE AND REGULAR PRIMARY — OFFICIAL BALLOT FOR BALLARD COUNTY — May 17, 2016

05/17/2016 07:08 PM

Total Number of Voters : 1,638 of 0 = 0.00%

Precincts Reporting 14 of 14 = 100.00%

Party	Candidate	Absentee		Early		Election		Total	
Precinct A103 (Ballots Cast: 61)									
UNITED STATES SENATOR, Vote For 1									
	James R. GOULD	0	0.00%	0	0.00%	0	0.00%	0	0.00%
	Rand PAUL	0	0.00%	0	0.00%	10	100.00%	10	100.00%
	Stephen Howard SLAUGHTER	0	0.00%	0	0.00%	0	0.00%	0	0.00%
	Cast Votes:	0	0.00%	0	0.00%	10	90.91%	10	90.91%
	Over Votes:	0	0.00%	0	0.00%	0	0.00%	0	0.00%
	Under Votes:	0	0.00%	0	0.00%	1	9.09%	1	9.09%
UNITED STATES REPRESENTATIVE in CONGRESS 1st Congressional District, Vote For 1									
	Mike PAPE	0	0.00%	0	0.00%	2	18.18%	2	18.18%
	Miles A. CAUGHEY JR.	0	0.00%	0	0.00%	1	9.09%	1	9.09%
	Jason BATTS	0	0.00%	0	0.00%	6	54.55%	6	54.55%
	James R. COMER	0	0.00%	0	0.00%	2	18.18%	2	18.18%
	Cast Votes:	0	0.00%	0	0.00%	11	100.00%	11	100.00%
	Over Votes:	0	0.00%	0	0.00%	0	0.00%	0	0.00%
	Under Votes:	0	0.00%	0	0.00%	0	0.00%	0	0.00%
PRESIDENT of the UNITED STATES, Vote For 1									
	Martin J. O'MALLEY	0	0.00%	0	0.00%	2	4.08%	2	4.08%
	Bernard "Bernie" SANDERS	0	0.00%	0	0.00%	27	55.10%	27	55.10%
	Hillary CLINTON	0	0.00%	0	0.00%	8	16.33%	8	16.33%
	Roque Rocky DE LA FUENTE	0	0.00%	0	0.00%	0	0.00%	0	0.00%
	"UNCOMMITTED"	0	0.00%	0	0.00%	12	24.49%	12	24.49%
	Cast Votes:	0	0.00%	0	0.00%	49	98.00%	49	98.00%
	Over Votes:	0	0.00%	0	0.00%	0	0.00%	0	0.00%
	Under Votes:	0	0.00%	0	0.00%	1	2.00%	1	2.00%
UNITED STATES SENATOR, Vote For 1									
	Jim GRAY	0	0.00%	0	0.00%	33	75.00%	33	75.00%
	Rory HOULIHAN	0	0.00%	0	0.00%	0	0.00%	0	0.00%
	Jeff KENDER	0	0.00%	0	0.00%	7	15.91%	7	15.91%
	Ron LEACH	0	0.00%	0	0.00%	0	0.00%	0	0.00%
	Tom RECKTENWALD	0	0.00%	0	0.00%	1	2.27%	1	2.27%
	Grant T. SHORT	0	0.00%	0	0.00%	0	0.00%	0	0.00%
	Sellus WILDER	0	0.00%	0	0.00%	3	6.82%	3	6.82%
	Cast Votes:	0	0.00%	0	0.00%	44	88.00%	44	88.00%
	Over Votes:	0	0.00%	0	0.00%	0	0.00%	0	0.00%
	Under Votes:	0	0.00%	0	0.00%	6	12.00%	6	12.00%

Precinct Report — Unofficial

PRESIDENTIAL PREFERENCE AND REGULAR PRIMARY — OFFICIAL BALLOT FOR BALLARD COUNTY — May 17, 2016

05/17/2016 07:08 PM

Total Number of Voters : 1,638 of 0 = 0.00%

Precincts Reporting 14 of 14 = 100.00%

Party	Candidate	Absentee		Early		Election		Total	
Precinct A103 (Ballots Cast: 61)									
UNITED STATES REPRESENTATIVE in CONGRESS 1st Congressional District, Vote For 1									
	Tom OSBORNE	0	0.00%	0	0.00%	26	65.00%	26	65.00%
	Samuel L. GASKINS	0	0.00%	0	0.00%	14	35.00%	14	35.00%
	Cast Votes:	0	0.00%	0	0.00%	40	80.00%	40	80.00%
	Over Votes:	0	0.00%	0	0.00%	0	0.00%	0	0.00%
	Under Votes:	0	0.00%	0	0.00%	10	20.00%	10	20.00%

Precinct Report — Unofficial

PRESIDENTIAL PREFERENCE AND REGULAR PRIMARY — OFFICIAL BALLOT FOR BALLARD COUNTY — May 17, 2016

05/17/2016 07:08 PM

Total Number of Voters : 1,638 of 0 = 0.00%

Precincts Reporting 14 of 14 = 100.00%

Party	Candidate	Absentee		Early		Election		Total	
Precinct B101 (Ballots Cast: 198)									
UNITED STATES SENATOR, Vote For 1									
	James R. GOULD	0	0.00%	0	0.00%	1	2.33%	1	2.33%
	Rand PAUL	0	0.00%	0	0.00%	40	93.02%	40	93.02%
	Stephen Howard SLAUGHTER	0	0.00%	0	0.00%	2	4.65%	2	4.65%
	Cast Votes:	0	0.00%	0	0.00%	43	97.73%	43	97.73%
	Over Votes:	0	0.00%	0	0.00%	0	0.00%	0	0.00%
	Under Votes:	0	0.00%	0	0.00%	1	2.27%	1	2.27%
UNITED STATES REPRESENTATIVE in CONGRESS 1st Congressional District, Vote For 1									
	Mike PAPE	0	0.00%	0	0.00%	14	31.82%	14	31.82%
	Miles A. CAUGHEY JR.	0	0.00%	0	0.00%	0	0.00%	0	0.00%
	Jason BATTS	0	0.00%	0	0.00%	9	20.45%	9	20.45%
	James R. COMER	0	0.00%	0	0.00%	21	47.73%	21	47.73%
	Cast Votes:	0	0.00%	0	0.00%	44	100.00%	44	100.00%
	Over Votes:	0	0.00%	0	0.00%	0	0.00%	0	0.00%
	Under Votes:	0	0.00%	0	0.00%	0	0.00%	0	0.00%
PRESIDENT of the UNITED STATES, Vote For 1									
	Martin J. O'MALLEY	0	0.00%	0	0.00%	1	0.68%	1	0.68%
	Bernard "Bernie" SANDERS	0	0.00%	0	0.00%	69	46.62%	69	46.62%
	Hillary CLINTON	0	0.00%	0	0.00%	59	39.86%	59	39.86%
	Roque Rocky DE LA FUENTE	0	0.00%	0	0.00%	0	0.00%	0	0.00%
	"UNCOMMITTED"	0	0.00%	0	0.00%	19	12.84%	19	12.84%
	Cast Votes:	0	0.00%	0	0.00%	148	96.10%	148	96.10%
	Over Votes:	0	0.00%	0	0.00%	0	0.00%	0	0.00%
	Under Votes:	0	0.00%	0	0.00%	6	3.90%	6	3.90%
UNITED STATES SENATOR, Vote For 1									
	Jim GRAY	0	0.00%	0	0.00%	88	63.77%	88	63.77%
	Rory HOULIHAN	0	0.00%	0	0.00%	7	5.07%	7	5.07%
	Jeff KENDER	0	0.00%	0	0.00%	8	5.80%	8	5.80%
	Ron LEACH	0	0.00%	0	0.00%	12	8.70%	12	8.70%
	Tom RECKTENWALD	0	0.00%	0	0.00%	2	1.45%	2	1.45%
	Grant T. SHORT	0	0.00%	0	0.00%	10	7.25%	10	7.25%
	Sellus WILDER	0	0.00%	0	0.00%	11	7.97%	11	7.97%
	Cast Votes:	0	0.00%	0	0.00%	138	89.61%	138	89.61%
	Over Votes:	0	0.00%	0	0.00%	0	0.00%	0	0.00%
	Under Votes:	0	0.00%	0	0.00%	16	10.39%	16	10.39%

Precinct Report — Unofficial

PRESIDENTIAL PREFERENCE AND REGULAR PRIMARY — OFFICIAL BALLOT FOR BALLARD COUNTY — May 17, 2016

05/17/2016 07:08 PM

Total Number of Voters : 1,638 of 0 = 0.00%

Precincts Reporting 14 of 14 = 100.00%

Party	Candidate	Absentee		Early		Election		Total	
Precinct B101 (Ballots Cast: 198)									
UNITED STATES REPRESENTATIVE in CONGRESS 1st Congressional District, Vote For 1									
	Tom OSBORNE	0	0.00%	0	0.00%	72	66.06%	72	66.06%
	Samuel L. GASKINS	0	0.00%	0	0.00%	37	33.94%	37	33.94%
	Cast Votes:	0	0.00%	0	0.00%	109	70.78%	109	70.78%
	Over Votes:	0	0.00%	0	0.00%	0	0.00%	0	0.00%
	Under Votes:	0	0.00%	0	0.00%	45	29.22%	45	29.22%

Precinct Report — Unofficial

PRESIDENTIAL PREFERENCE AND REGULAR PRIMARY — OFFICIAL BALLOT FOR BALLARD COUNTY — May 17, 2016

05/17/2016 07:08 PM

Total Number of Voters : 1,638 of 0 = 0.00%

Precincts Reporting 14 of 14 = 100.00%

Party	Candidate	Absentee		Early		Election		Total	
Precinct B102 (Ballots Cast: 57)									
UNITED STATES SENATOR, Vote For 1									
	James R. GOULD	0	0.00%	0	0.00%	0	0.00%	0	0.00%
	Rand PAUL	0	0.00%	0	0.00%	9	100.00%	9	100.00%
	Stephen Howard SLAUGHTER	0	0.00%	0	0.00%	0	0.00%	0	0.00%
	Cast Votes:	0	0.00%	0	0.00%	9	100.00%	9	100.00%
	Over Votes:	0	0.00%	0	0.00%	0	0.00%	0	0.00%
	Under Votes:	0	0.00%	0	0.00%	0	0.00%	0	0.00%
UNITED STATES REPRESENTATIVE in CONGRESS 1st Congressional District, Vote For 1									
	Mike PAPE	0	0.00%	0	0.00%	2	22.22%	2	22.22%
	Miles A. CAUGHEY JR.	0	0.00%	0	0.00%	0	0.00%	0	0.00%
	Jason BATTS	0	0.00%	0	0.00%	2	22.22%	2	22.22%
	James R. COMER	0	0.00%	0	0.00%	5	55.56%	5	55.56%
	Cast Votes:	0	0.00%	0	0.00%	9	100.00%	9	100.00%
	Over Votes:	0	0.00%	0	0.00%	0	0.00%	0	0.00%
	Under Votes:	0	0.00%	0	0.00%	0	0.00%	0	0.00%
PRESIDENT of the UNITED STATES, Vote For 1									
	Martin J. O'MALLEY	0	0.00%	0	0.00%	5	10.42%	5	10.42%
	Bernard "Bernie" SANDERS	0	0.00%	0	0.00%	22	45.83%	22	45.83%
	Hillary CLINTON	0	0.00%	0	0.00%	12	25.00%	12	25.00%
	Roque Rocky DE LA FUENTE	0	0.00%	0	0.00%	0	0.00%	0	0.00%
	"UNCOMMITTED"	0	0.00%	0	0.00%	9	18.75%	9	18.75%
	Cast Votes:	0	0.00%	0	0.00%	48	100.00%	48	100.00%
	Over Votes:	0	0.00%	0	0.00%	0	0.00%	0	0.00%
	Under Votes:	0	0.00%	0	0.00%	0	0.00%	0	0.00%
UNITED STATES SENATOR, Vote For 1									
	Jim GRAY	0	0.00%	0	0.00%	26	60.47%	26	60.47%
	Rory HOULIHAN	0	0.00%	0	0.00%	0	0.00%	0	0.00%
	Jeff KENDER	0	0.00%	0	0.00%	4	9.30%	4	9.30%
	Ron LEACH	0	0.00%	0	0.00%	8	18.60%	8	18.60%
	Tom RECKTENWALD	0	0.00%	0	0.00%	0	0.00%	0	0.00%
	Grant T. SHORT	0	0.00%	0	0.00%	3	6.98%	3	6.98%
	Sellus WILDER	0	0.00%	0	0.00%	2	4.65%	2	4.65%
	Cast Votes:	0	0.00%	0	0.00%	43	89.58%	43	89.58%
	Over Votes:	0	0.00%	0	0.00%	0	0.00%	0	0.00%
	Under Votes:	0	0.00%	0	0.00%	5	10.42%	5	10.42%

Precinct Report — Unofficial

PRESIDENTIAL PREFERENCE AND REGULAR PRIMARY — OFFICIAL BALLOT FOR BALLARD COUNTY — May 17, 2016

05/17/2016 07:08 PM

Total Number of Voters : 1,638 of 0 = 0.00%

Precincts Reporting 14 of 14 = 100.00%

Party	Candidate	Absentee		Early		Election		Total	
Precinct B102 (Ballots Cast: 57)									
UNITED STATES REPRESENTATIVE in CONGRESS 1st Congressional District, Vote For 1									
	Tom OSBORNE	0	0.00%	0	0.00%	5	11.63%	5	11.63%
	Samuel L. GASKINS	0	0.00%	0	0.00%	38	88.37%	38	88.37%
	Cast Votes:	0	0.00%	0	0.00%	43	89.58%	43	89.58%
	Over Votes:	0	0.00%	0	0.00%	0	0.00%	0	0.00%
	Under Votes:	0	0.00%	0	0.00%	5	10.42%	5	10.42%

Precinct Report — Unofficial

PRESIDENTIAL PREFERENCE AND REGULAR PRIMARY — OFFICIAL BALLOT FOR BALLARD COUNTY — May 17, 2016

05/17/2016 07:08 PM

Total Number of Voters : 1,638 of 0 = 0.00%

Precincts Reporting 14 of 14 = 100.00%

Party	Candidate	Absentee		Early		Election		Total	
Precinct C101 (Ballots Cast: 96)									
UNITED STATES SENATOR, Vote For 1									
	James R. GOULD	0	0.00%	0	0.00%	0	0.00%	0	0.00%
	Rand PAUL	0	0.00%	0	0.00%	21	100.00%	21	100.00%
	Stephen Howard SLAUGHTER	0	0.00%	0	0.00%	0	0.00%	0	0.00%
	Cast Votes:	0	0.00%	0	0.00%	21	95.45%	21	95.45%
	Over Votes:	0	0.00%	0	0.00%	0	0.00%	0	0.00%
	Under Votes:	0	0.00%	0	0.00%	1	4.55%	1	4.55%
UNITED STATES REPRESENTATIVE in CONGRESS 1st Congressional District, Vote For 1									
	Mike PAPE	0	0.00%	0	0.00%	5	22.73%	5	22.73%
	Miles A. CAUGHEY JR.	0	0.00%	0	0.00%	0	0.00%	0	0.00%
	Jason BATTS	0	0.00%	0	0.00%	6	27.27%	6	27.27%
	James R. COMER	0	0.00%	0	0.00%	11	50.00%	11	50.00%
	Cast Votes:	0	0.00%	0	0.00%	22	100.00%	22	100.00%
	Over Votes:	0	0.00%	0	0.00%	0	0.00%	0	0.00%
	Under Votes:	0	0.00%	0	0.00%	0	0.00%	0	0.00%
PRESIDENT of the UNITED STATES, Vote For 1									
	Martin J. O'MALLEY	0	0.00%	0	0.00%	2	2.78%	2	2.78%
	Bernard "Bernie" SANDERS	0	0.00%	0	0.00%	39	54.17%	39	54.17%
	Hillary CLINTON	0	0.00%	0	0.00%	23	31.94%	23	31.94%
	Roque Rocky DE LA FUENTE	0	0.00%	0	0.00%	0	0.00%	0	0.00%
	"UNCOMMITTED"	0	0.00%	0	0.00%	8	11.11%	8	11.11%
	Cast Votes:	0	0.00%	0	0.00%	72	97.30%	72	97.30%
	Over Votes:	0	0.00%	0	0.00%	0	0.00%	0	0.00%
	Under Votes:	0	0.00%	0	0.00%	2	2.70%	2	2.70%
UNITED STATES SENATOR, Vote For 1									
	Jim GRAY	0	0.00%	0	0.00%	39	59.09%	39	59.09%
	Rory HOULIHAN	0	0.00%	0	0.00%	4	6.06%	4	6.06%
	Jeff KENDER	0	0.00%	0	0.00%	4	6.06%	4	6.06%
	Ron LEACH	0	0.00%	0	0.00%	10	15.15%	10	15.15%
	Tom RECKTENWALD	0	0.00%	0	0.00%	2	3.03%	2	3.03%
	Grant T. SHORT	0	0.00%	0	0.00%	4	6.06%	4	6.06%
	Sellus WILDER	0	0.00%	0	0.00%	3	4.55%	3	4.55%
	Cast Votes:	0	0.00%	0	0.00%	66	89.19%	66	89.19%
	Over Votes:	0	0.00%	0	0.00%	0	0.00%	0	0.00%
	Under Votes:	0	0.00%	0	0.00%	8	10.81%	8	10.81%

Precinct Report — Unofficial

PRESIDENTIAL PREFERENCE AND REGULAR PRIMARY — OFFICIAL BALLOT FOR BALLARD COUNTY — May 17, 2016

05/17/2016 07:08 PM

Total Number of Voters : 1,638 of 0 = 0.00%

Precincts Reporting 14 of 14 = 100.00%

Party	Candidate	Absentee		Early		Election		Total	
Precinct C101 (Ballots Cast: 96)									
UNITED STATES REPRESENTATIVE in CONGRESS 1st Congressional District, Vote For 1									
	Tom OSBORNE	0	0.00%	0	0.00%	41	64.06%	41	64.06%
	Samuel L. GASKINS	0	0.00%	0	0.00%	23	35.94%	23	35.94%
	Cast Votes:	0	0.00%	0	0.00%	64	86.49%	64	86.49%
	Over Votes:	0	0.00%	0	0.00%	0	0.00%	0	0.00%
	Under Votes:	0	0.00%	0	0.00%	10	13.51%	10	13.51%

Precinct Report — Unofficial

PRESIDENTIAL PREFERENCE AND REGULAR PRIMARY — OFFICIAL BALLOT FOR BALLARD COUNTY — May 17, 2016

05/17/2016 07:08 PM

Total Number of Voters : 1,638 of 0 = 0.00%

Precincts Reporting 14 of 14 = 100.00%

Party	Candidate	Absentee		Early		Election		Total	
Precinct C102 (Ballots Cast: 103)									
UNITED STATES SENATOR, Vote For 1									
	James R. GOULD	0	0.00%	0	0.00%	1	3.57%	1	3.57%
	Rand PAUL	0	0.00%	0	0.00%	27	96.43%	27	96.43%
	Stephen Howard SLAUGHTER	0	0.00%	0	0.00%	0	0.00%	0	0.00%
	Cast Votes:	0	0.00%	0	0.00%	28	100.00%	28	100.00%
	Over Votes:	0	0.00%	0	0.00%	0	0.00%	0	0.00%
	Under Votes:	0	0.00%	0	0.00%	0	0.00%	0	0.00%
UNITED STATES REPRESENTATIVE in CONGRESS 1st Congressional District, Vote For 1									
	Mike PAPE	0	0.00%	0	0.00%	5	18.52%	5	18.52%
	Miles A. CAUGHEY JR.	0	0.00%	0	0.00%	1	3.70%	1	3.70%
	Jason BATTS	0	0.00%	0	0.00%	11	40.74%	11	40.74%
	James R. COMER	0	0.00%	0	0.00%	10	37.04%	10	37.04%
	Cast Votes:	0	0.00%	0	0.00%	27	96.43%	27	96.43%
	Over Votes:	0	0.00%	0	0.00%	0	0.00%	0	0.00%
	Under Votes:	0	0.00%	0	0.00%	1	3.57%	1	3.57%
PRESIDENT of the UNITED STATES, Vote For 1									
	Martin J. O'MALLEY	0	0.00%	0	0.00%	1	1.37%	1	1.37%
	Bernard "Bernie" SANDERS	0	0.00%	0	0.00%	42	57.53%	42	57.53%
	Hillary CLINTON	0	0.00%	0	0.00%	23	31.51%	23	31.51%
	Roque Rocky DE LA FUENTE	0	0.00%	0	0.00%	0	0.00%	0	0.00%
	"UNCOMMITTED"	0	0.00%	0	0.00%	7	9.59%	7	9.59%
	Cast Votes:	0	0.00%	0	0.00%	73	97.33%	73	97.33%
	Over Votes:	0	0.00%	0	0.00%	0	0.00%	0	0.00%
	Under Votes:	0	0.00%	0	0.00%	2	2.67%	2	2.67%
UNITED STATES SENATOR, Vote For 1									
	Jim GRAY	0	0.00%	0	0.00%	41	64.06%	41	64.06%
	Rory HOULIHAN	0	0.00%	0	0.00%	2	3.13%	2	3.13%
	Jeff KENDER	0	0.00%	0	0.00%	3	4.69%	3	4.69%
	Ron LEACH	0	0.00%	0	0.00%	7	10.94%	7	10.94%
	Tom RECKTENWALD	0	0.00%	0	0.00%	2	3.13%	2	3.13%
	Grant T. SHORT	0	0.00%	0	0.00%	1	1.56%	1	1.56%
	Sellus WILDER	0	0.00%	0	0.00%	8	12.50%	8	12.50%
	Cast Votes:	0	0.00%	0	0.00%	64	85.33%	64	85.33%
	Over Votes:	0	0.00%	0	0.00%	0	0.00%	0	0.00%
	Under Votes:	0	0.00%	0	0.00%	11	14.67%	11	14.67%

Precinct Report — Unofficial

PRESIDENTIAL PREFERENCE AND REGULAR PRIMARY — OFFICIAL BALLOT FOR BALLARD COUNTY — May 17, 2016

05/17/2016 07:08 PM

Total Number of Voters : 1,638 of 0 = 0.00%

Precincts Reporting 14 of 14 = 100.00%

Party	Candidate	Absentee		Early		Election		Total	
Precinct C102 (Ballots Cast: 103)									
UNITED STATES REPRESENTATIVE in CONGRESS 1st Congressional District, Vote For 1									
	Tom OSBORNE	0	0.00%	0	0.00%	50	81.97%	50	81.97%
	Samuel L. GASKINS	0	0.00%	0	0.00%	11	18.03%	11	18.03%
	Cast Votes:	0	0.00%	0	0.00%	61	81.33%	61	81.33%
	Over Votes:	0	0.00%	0	0.00%	0	0.00%	0	0.00%
	Under Votes:	0	0.00%	0	0.00%	14	18.67%	14	18.67%

Precinct Report — Unofficial

PRESIDENTIAL PREFERENCE AND REGULAR PRIMARY — OFFICIAL BALLOT FOR BALLARD COUNTY — May 17, 2016

05/17/2016 07:08 PM

Total Number of Voters : 1,638 of 0 = 0.00%

Precincts Reporting 14 of 14 = 100.00%

Party	Candidate	Absentee		Early		Election		Total	
Precinct C103 (Ballots Cast: 78)									
UNITED STATES SENATOR, Vote For 1									
	James R. GOULD	0	0.00%	0	0.00%	1	7.14%	1	7.14%
	Rand PAUL	0	0.00%	0	0.00%	13	92.86%	13	92.86%
	Stephen Howard SLAUGHTER	0	0.00%	0	0.00%	0	0.00%	0	0.00%
	Cast Votes:	0	0.00%	0	0.00%	14	100.00%	14	100.00%
	Over Votes:	0	0.00%	0	0.00%	0	0.00%	0	0.00%
	Under Votes:	0	0.00%	0	0.00%	0	0.00%	0	0.00%
UNITED STATES REPRESENTATIVE in CONGRESS 1st Congressional District, Vote For 1									
	Mike PAPE	0	0.00%	0	0.00%	1	7.69%	1	7.69%
	Miles A. CAUGHEY JR.	0	0.00%	0	0.00%	0	0.00%	0	0.00%
	Jason BATTS	0	0.00%	0	0.00%	5	38.46%	5	38.46%
	James R. COMER	0	0.00%	0	0.00%	7	53.85%	7	53.85%
	Cast Votes:	0	0.00%	0	0.00%	13	92.86%	13	92.86%
	Over Votes:	0	0.00%	0	0.00%	1	7.14%	1	7.14%
	Under Votes:	0	0.00%	0	0.00%	0	0.00%	0	0.00%
PRESIDENT of the UNITED STATES, Vote For 1									
	Martin J. O'MALLEY	0	0.00%	0	0.00%	3	4.76%	3	4.76%
	Bernard "Bernie" SANDERS	0	0.00%	0	0.00%	30	47.62%	30	47.62%
	Hillary CLINTON	0	0.00%	0	0.00%	22	34.92%	22	34.92%
	Roque Rocky DE LA FUENTE	0	0.00%	0	0.00%	0	0.00%	0	0.00%
	"UNCOMMITTED"	0	0.00%	0	0.00%	8	12.70%	8	12.70%
	Cast Votes:	0	0.00%	0	0.00%	63	98.44%	63	98.44%
	Over Votes:	0	0.00%	0	0.00%	0	0.00%	0	0.00%
	Under Votes:	0	0.00%	0	0.00%	1	1.56%	1	1.56%
UNITED STATES SENATOR, Vote For 1									
	Jim GRAY	0	0.00%	0	0.00%	36	64.29%	36	64.29%
	Rory HOULIHAN	0	0.00%	0	0.00%	3	5.36%	3	5.36%
	Jeff KENDER	0	0.00%	0	0.00%	5	8.93%	5	8.93%
	Ron LEACH	0	0.00%	0	0.00%	5	8.93%	5	8.93%
	Tom RECKTENWALD	0	0.00%	0	0.00%	2	3.57%	2	3.57%
	Grant T. SHORT	0	0.00%	0	0.00%	2	3.57%	2	3.57%
	Sellus WILDER	0	0.00%	0	0.00%	3	5.36%	3	5.36%
	Cast Votes:	0	0.00%	0	0.00%	56	87.50%	56	87.50%
	Over Votes:	0	0.00%	0	0.00%	0	0.00%	0	0.00%
	Under Votes:	0	0.00%	0	0.00%	8	12.50%	8	12.50%

Precinct Report — Unofficial

PRESIDENTIAL PREFERENCE AND REGULAR PRIMARY — OFFICIAL BALLOT FOR BALLARD COUNTY — May 17, 2016

05/17/2016 07:08 PM

Total Number of Voters : 1,638 of 0 = 0.00%

Precincts Reporting 14 of 14 = 100.00%

Party	Candidate	Absentee		Early		Election		Total	
Precinct C103 (Ballots Cast: 78)									
UNITED STATES REPRESENTATIVE in CONGRESS 1st Congressional District, Vote For 1									
	Tom OSBORNE	0	0.00%	0	0.00%	37	67.27%	37	67.27%
	Samuel L. GASKINS	0	0.00%	0	0.00%	18	32.73%	18	32.73%
	Cast Votes:	0	0.00%	0	0.00%	55	85.94%	55	85.94%
	Over Votes:	0	0.00%	0	0.00%	0	0.00%	0	0.00%
	Under Votes:	0	0.00%	0	0.00%	9	14.06%	9	14.06%

Total Number of Voters : 1,638 of 0 = 0.00%

Precincts Reporting 14 of 14 = 100.00%

Party	Candidate	Absentee		Early		Election		Total	
Precinct C104 (Ballots Cast: 87)									
UNITED STATES SENATOR, Vote For 1									
	James R. GOULD	0	0.00%	0	0.00%	1	5.88%	1	5.88%
	Rand PAUL	0	0.00%	0	0.00%	13	76.47%	13	76.47%
	Stephen Howard SLAUGHTER	0	0.00%	0	0.00%	3	17.65%	3	17.65%
	Cast Votes:	0	0.00%	0	0.00%	17	94.44%	17	94.44%
	Over Votes:	0	0.00%	0	0.00%	0	0.00%	0	0.00%
	Under Votes:	0	0.00%	0	0.00%	1	5.56%	1	5.56%
UNITED STATES REPRESENTATIVE in CONGRESS 1st Congressional District, Vote For 1									
	Mike PAPE	0	0.00%	0	0.00%	7	38.89%	7	38.89%
	Miles A. CAUGHEY JR.	0	0.00%	0	0.00%	1	5.56%	1	5.56%
	Jason BATTS	0	0.00%	0	0.00%	5	27.78%	5	27.78%
	James R. COMER	0	0.00%	0	0.00%	5	27.78%	5	27.78%
	Cast Votes:	0	0.00%	0	0.00%	18	100.00%	18	100.00%
	Over Votes:	0	0.00%	0	0.00%	0	0.00%	0	0.00%
	Under Votes:	0	0.00%	0	0.00%	0	0.00%	0	0.00%
PRESIDENT of the UNITED STATES, Vote For 1									
	Martin J. O'MALLEY	0	0.00%	0	0.00%	5	7.35%	5	7.35%
	Bernard "Bernie" SANDERS	0	0.00%	0	0.00%	38	55.88%	38	55.88%
	Hillary CLINTON	0	0.00%	0	0.00%	19	27.94%	19	27.94%
	Roque Rocky DE LA FUENTE	0	0.00%	0	0.00%	0	0.00%	0	0.00%
	"UNCOMMITTED"	0	0.00%	0	0.00%	6	8.82%	6	8.82%
	Cast Votes:	0	0.00%	0	0.00%	68	98.55%	68	98.55%
	Over Votes:	0	0.00%	0	0.00%	0	0.00%	0	0.00%
	Under Votes:	0	0.00%	0	0.00%	1	1.45%	1	1.45%
UNITED STATES SENATOR, Vote For 1									
	Jim GRAY	0	0.00%	0	0.00%	33	52.38%	33	52.38%
	Rory HOULIHAN	0	0.00%	0	0.00%	2	3.17%	2	3.17%
	Jeff KENDER	0	0.00%	0	0.00%	11	17.46%	11	17.46%
	Ron LEACH	0	0.00%	0	0.00%	8	12.70%	8	12.70%
	Tom RECKTENWALD	0	0.00%	0	0.00%	0	0.00%	0	0.00%
	Grant T. SHORT	0	0.00%	0	0.00%	1	1.59%	1	1.59%
	Sellus WILDER	0	0.00%	0	0.00%	8	12.70%	8	12.70%
	Cast Votes:	0	0.00%	0	0.00%	63	91.30%	63	91.30%
	Over Votes:	0	0.00%	0	0.00%	0	0.00%	0	0.00%
	Under Votes:	0	0.00%	0	0.00%	6	8.70%	6	8.70%

Precinct Report — Unofficial

PRESIDENTIAL PREFERENCE AND REGULAR PRIMARY — OFFICIAL BALLOT FOR BALLARD COUNTY — May 17, 2016

05/17/2016 07:08 PM

Total Number of Voters : 1,638 of 0 = 0.00%

Precincts Reporting 14 of 14 = 100.00%

Party	Candidate	Absentee		Early		Election		Total	
Precinct C104 (Ballots Cast: 87)									
UNITED STATES REPRESENTATIVE in CONGRESS 1st Congressional District, Vote For 1									
	Tom OSBORNE	0	0.00%	0	0.00%	38	59.38%	38	59.38%
	Samuel L. GASKINS	0	0.00%	0	0.00%	26	40.63%	26	40.63%
	Cast Votes:	0	0.00%	0	0.00%	64	92.75%	64	92.75%
	Over Votes:	0	0.00%	0	0.00%	0	0.00%	0	0.00%
	Under Votes:	0	0.00%	0	0.00%	5	7.25%	5	7.25%

Precinct Report — Unofficial

PRESIDENTIAL PREFERENCE AND REGULAR PRIMARY — OFFICIAL BALLOT FOR BALLARD COUNTY — May 17, 2016

05/17/2016 07:08 PM

Total Number of Voters : 1,638 of 0 = 0.00%

Precincts Reporting 14 of 14 = 100.00%

Party	Candidate	Absentee		Early		Election		Total	
Precinct D101 (Ballots Cast: 213)									
UNITED STATES SENATOR, Vote For 1									
	James R. GOULD	0	0.00%	0	0.00%	6	16.67%	6	16.67%
	Rand PAUL	0	0.00%	0	0.00%	29	80.56%	29	80.56%
	Stephen Howard SLAUGHTER	0	0.00%	0	0.00%	1	2.78%	1	2.78%
	Cast Votes:	0	0.00%	0	0.00%	36	100.00%	36	100.00%
	Over Votes:	0	0.00%	0	0.00%	0	0.00%	0	0.00%
	Under Votes:	0	0.00%	0	0.00%	0	0.00%	0	0.00%
UNITED STATES REPRESENTATIVE in CONGRESS 1st Congressional District, Vote For 1									
	Mike PAPE	0	0.00%	0	0.00%	6	17.14%	6	17.14%
	Miles A. CAUGHEY JR.	0	0.00%	0	0.00%	1	2.86%	1	2.86%
	Jason BATTS	0	0.00%	0	0.00%	14	40.00%	14	40.00%
	James R. COMER	0	0.00%	0	0.00%	14	40.00%	14	40.00%
	Cast Votes:	0	0.00%	0	0.00%	35	97.22%	35	97.22%
	Over Votes:	0	0.00%	0	0.00%	0	0.00%	0	0.00%
	Under Votes:	0	0.00%	0	0.00%	1	2.78%	1	2.78%
PRESIDENT of the UNITED STATES, Vote For 1									
	Martin J. O'MALLEY	0	0.00%	0	0.00%	2	1.13%	2	1.13%
	Bernard "Bernie" SANDERS	0	0.00%	0	0.00%	97	54.80%	97	54.80%
	Hillary CLINTON	0	0.00%	0	0.00%	57	32.20%	57	32.20%
	Roque Rocky DE LA FUENTE	0	0.00%	0	0.00%	0	0.00%	0	0.00%
	"UNCOMMITTED"	0	0.00%	0	0.00%	21	11.86%	21	11.86%
	Cast Votes:	0	0.00%	0	0.00%	177	100.00%	177	100.00%
	Over Votes:	0	0.00%	0	0.00%	0	0.00%	0	0.00%
	Under Votes:	0	0.00%	0	0.00%	0	0.00%	0	0.00%
UNITED STATES SENATOR, Vote For 1									
	Jim GRAY	0	0.00%	0	0.00%	104	63.80%	104	63.80%
	Rory HOULIHAN	0	0.00%	0	0.00%	6	3.68%	6	3.68%
	Jeff KENDER	0	0.00%	0	0.00%	15	9.20%	15	9.20%
	Ron LEACH	0	0.00%	0	0.00%	16	9.82%	16	9.82%
	Tom RECKTENWALD	0	0.00%	0	0.00%	6	3.68%	6	3.68%
	Grant T. SHORT	0	0.00%	0	0.00%	3	1.84%	3	1.84%
	Sellus WILDER	0	0.00%	0	0.00%	13	7.98%	13	7.98%
	Cast Votes:	0	0.00%	0	0.00%	163	92.09%	163	92.09%
	Over Votes:	0	0.00%	0	0.00%	0	0.00%	0	0.00%
	Under Votes:	0	0.00%	0	0.00%	14	7.91%	14	7.91%

Precinct Report — Unofficial

PRESIDENTIAL PREFERENCE AND REGULAR PRIMARY — OFFICIAL BALLOT FOR BALLARD COUNTY — May 17, 2016

05/17/2016 07:08 PM

Total Number of Voters : 1,638 of 0 = 0.00%

Precincts Reporting 14 of 14 = 100.00%

Party	Candidate	Absentee		Early		Election		Total	
Precinct D101 (Ballots Cast: 213)									
UNITED STATES REPRESENTATIVE in CONGRESS 1st Congressional District, Vote For 1									
	Tom OSBORNE	0	0.00%	0	0.00%	107	66.05%	107	66.05%
	Samuel L. GASKINS	0	0.00%	0	0.00%	55	33.95%	55	33.95%
	Cast Votes:	0	0.00%	0	0.00%	162	91.53%	162	91.53%
	Over Votes:	0	0.00%	0	0.00%	0	0.00%	0	0.00%
	Under Votes:	0	0.00%	0	0.00%	15	8.47%	15	8.47%

Precinct Report — Unofficial

PRESIDENTIAL PREFERENCE AND REGULAR PRIMARY — OFFICIAL BALLOT FOR BALLARD COUNTY — May 17, 2016

05/17/2016 07:08 PM

Total Number of Voters : 1,638 of 0 = 0.00%

Precincts Reporting 14 of 14 = 100.00%

Party	Candidate	Absentee		Early		Election		Total	
Precinct D102 (Ballots Cast: 100)									
UNITED STATES SENATOR, Vote For 1									
	James R. GOULD	0	0.00%	0	0.00%	0	0.00%	0	0.00%
	Rand PAUL	0	0.00%	0	0.00%	17	94.44%	17	94.44%
	Stephen Howard SLAUGHTER	0	0.00%	0	0.00%	1	5.56%	1	5.56%
	Cast Votes:	0	0.00%	0	0.00%	18	94.74%	18	94.74%
	Over Votes:	0	0.00%	0	0.00%	0	0.00%	0	0.00%
	Under Votes:	0	0.00%	0	0.00%	1	5.26%	1	5.26%
UNITED STATES REPRESENTATIVE in CONGRESS 1st Congressional District, Vote For 1									
	Mike PAPE	0	0.00%	0	0.00%	1	5.26%	1	5.26%
	Miles A. CAUGHEY JR.	0	0.00%	0	0.00%	1	5.26%	1	5.26%
	Jason BATTS	0	0.00%	0	0.00%	7	36.84%	7	36.84%
	James R. COMER	0	0.00%	0	0.00%	10	52.63%	10	52.63%
	Cast Votes:	0	0.00%	0	0.00%	19	100.00%	19	100.00%
	Over Votes:	0	0.00%	0	0.00%	0	0.00%	0	0.00%
	Under Votes:	0	0.00%	0	0.00%	0	0.00%	0	0.00%
PRESIDENT of the UNITED STATES, Vote For 1									
	Martin J. O'MALLEY	0	0.00%	0	0.00%	1	1.28%	1	1.28%
	Bernard "Bernie" SANDERS	0	0.00%	0	0.00%	45	57.69%	45	57.69%
	Hillary CLINTON	0	0.00%	0	0.00%	21	26.92%	21	26.92%
	Roque Rocky DE LA FUENTE	0	0.00%	0	0.00%	0	0.00%	0	0.00%
	"UNCOMMITTED"	0	0.00%	0	0.00%	11	14.10%	11	14.10%
	Cast Votes:	0	0.00%	0	0.00%	78	96.30%	78	96.30%
	Over Votes:	0	0.00%	0	0.00%	0	0.00%	0	0.00%
	Under Votes:	0	0.00%	0	0.00%	3	3.70%	3	3.70%
UNITED STATES SENATOR, Vote For 1									
	Jim GRAY	0	0.00%	0	0.00%	46	71.88%	46	71.88%
	Rory HOULIHAN	0	0.00%	0	0.00%	0	0.00%	0	0.00%
	Jeff KENDER	0	0.00%	0	0.00%	4	6.25%	4	6.25%
	Ron LEACH	0	0.00%	0	0.00%	3	4.69%	3	4.69%
	Tom RECKTENWALD	0	0.00%	0	0.00%	5	7.81%	5	7.81%
	Grant T. SHORT	0	0.00%	0	0.00%	4	6.25%	4	6.25%
	Sellus WILDER	0	0.00%	0	0.00%	2	3.13%	2	3.13%
	Cast Votes:	0	0.00%	0	0.00%	64	79.01%	64	79.01%
	Over Votes:	0	0.00%	0	0.00%	0	0.00%	0	0.00%
	Under Votes:	0	0.00%	0	0.00%	17	20.99%	17	20.99%

Precinct Report — Unofficial

PRESIDENTIAL PREFERENCE AND REGULAR PRIMARY — OFFICIAL BALLOT FOR BALLARD COUNTY — May 17, 2016

05/17/2016 07:08 PM

Total Number of Voters : 1,638 of 0 = 0.00%

Precincts Reporting 14 of 14 = 100.00%

Party	Candidate	Absentee		Early		Election		Total	
Precinct D102 (Ballots Cast: 100)									
UNITED STATES REPRESENTATIVE in CONGRESS 1st Congressional District, Vote For 1									
	Tom OSBORNE	0	0.00%	0	0.00%	37	59.68%	37	59.68%
	Samuel L. GASKINS	0	0.00%	0	0.00%	25	40.32%	25	40.32%
	Cast Votes:	0	0.00%	0	0.00%	62	76.54%	62	76.54%
	Over Votes:	0	0.00%	0	0.00%	0	0.00%	0	0.00%
	Under Votes:	0	0.00%	0	0.00%	19	23.46%	19	23.46%

Total Number of Voters : 1,638 of 0 = 0.00%

Precincts Reporting 14 of 14 = 100.00%

Party	Candidate	Absentee		Early		Election		Total	
Precinct E101 (Ballots Cast: 139)									
UNITED STATES SENATOR, Vote For 1									
	James R. GOULD	0	0.00%	0	0.00%	0	0.00%	0	0.00%
	Rand PAUL	0	0.00%	0	0.00%	12	100.00%	12	100.00%
	Stephen Howard SLAUGHTER	0	0.00%	0	0.00%	0	0.00%	0	0.00%
	Cast Votes:	0	0.00%	0	0.00%	12	92.31%	12	92.31%
	Over Votes:	0	0.00%	0	0.00%	0	0.00%	0	0.00%
	Under Votes:	0	0.00%	0	0.00%	1	7.69%	1	7.69%
UNITED STATES REPRESENTATIVE in CONGRESS 1st Congressional District, Vote For 1									
	Mike PAPE	0	0.00%	0	0.00%	2	15.38%	2	15.38%
	Miles A. CAUGHEY JR.	0	0.00%	0	0.00%	0	0.00%	0	0.00%
	Jason BATTS	0	0.00%	0	0.00%	5	38.46%	5	38.46%
	James R. COMER	0	0.00%	0	0.00%	6	46.15%	6	46.15%
	Cast Votes:	0	0.00%	0	0.00%	13	100.00%	13	100.00%
	Over Votes:	0	0.00%	0	0.00%	0	0.00%	0	0.00%
	Under Votes:	0	0.00%	0	0.00%	0	0.00%	0	0.00%
PRESIDENT of the UNITED STATES, Vote For 1									
	Martin J. O'MALLEY	0	0.00%	0	0.00%	1	0.79%	1	0.79%
	Bernard "Bernie" SANDERS	0	0.00%	0	0.00%	80	63.49%	80	63.49%
	Hillary CLINTON	0	0.00%	0	0.00%	29	23.02%	29	23.02%
	Roque Rocky DE LA FUENTE	0	0.00%	0	0.00%	0	0.00%	0	0.00%
	"UNCOMMITTED"	0	0.00%	0	0.00%	16	12.70%	16	12.70%
	Cast Votes:	0	0.00%	0	0.00%	126	100.00%	126	100.00%
	Over Votes:	0	0.00%	0	0.00%	0	0.00%	0	0.00%
	Under Votes:	0	0.00%	0	0.00%	0	0.00%	0	0.00%
UNITED STATES SENATOR, Vote For 1									
	Jim GRAY	0	0.00%	0	0.00%	69	60.53%	69	60.53%
	Rory HOULIHAN	0	0.00%	0	0.00%	5	4.39%	5	4.39%
	Jeff KENDER	0	0.00%	0	0.00%	13	11.40%	13	11.40%
	Ron LEACH	0	0.00%	0	0.00%	12	10.53%	12	10.53%
	Tom RECKTENWALD	0	0.00%	0	0.00%	4	3.51%	4	3.51%
	Grant T. SHORT	0	0.00%	0	0.00%	3	2.63%	3	2.63%
	Sellus WILDER	0	0.00%	0	0.00%	8	7.02%	8	7.02%
	Cast Votes:	0	0.00%	0	0.00%	114	90.48%	114	90.48%
	Over Votes:	0	0.00%	0	0.00%	0	0.00%	0	0.00%
	Under Votes:	0	0.00%	0	0.00%	12	9.52%	12	9.52%

Precinct Report — Unofficial

PRESIDENTIAL PREFERENCE AND REGULAR PRIMARY — OFFICIAL BALLOT FOR BALLARD COUNTY — May 17, 2016

05/17/2016 07:08 PM

Total Number of Voters : 1,638 of 0 = 0.00%

Precincts Reporting 14 of 14 = 100.00%

Party	Candidate	Absentee		Early		Election		Total	
Precinct E101 (Ballots Cast: 139)									
UNITED STATES REPRESENTATIVE in CONGRESS 1st Congressional District, Vote For 1									
	Tom OSBORNE	0	0.00%	0	0.00%	19	18.45%	19	18.45%
	Samuel L. GASKINS	0	0.00%	0	0.00%	84	81.55%	84	81.55%
	Cast Votes:	0	0.00%	0	0.00%	103	81.75%	103	81.75%
	Over Votes:	0	0.00%	0	0.00%	0	0.00%	0	0.00%
	Under Votes:	0	0.00%	0	0.00%	23	18.25%	23	18.25%

Precinct Report — Unofficial

PRESIDENTIAL PREFERENCE AND REGULAR PRIMARY — OFFICIAL BALLOT FOR BALLARD COUNTY — May 17, 2016

05/17/2016 07:08 PM

Total Number of Voters : 1,638 of 0 = 0.00%

Precincts Reporting 14 of 14 = 100.00%

Party	Candidate	Absentee		Early		Election		Total	
Precinct E102 (Ballots Cast: 85)									
UNITED STATES SENATOR, Vote For 1									
	James R. GOULD	0	0.00%	0	0.00%	1	4.17%	1	4.17%
	Rand PAUL	0	0.00%	0	0.00%	23	95.83%	23	95.83%
	Stephen Howard SLAUGHTER	0	0.00%	0	0.00%	0	0.00%	0	0.00%
	Cast Votes:	0	0.00%	0	0.00%	24	100.00%	24	100.00%
	Over Votes:	0	0.00%	0	0.00%	0	0.00%	0	0.00%
	Under Votes:	0	0.00%	0	0.00%	0	0.00%	0	0.00%
UNITED STATES REPRESENTATIVE in CONGRESS 1st Congressional District, Vote For 1									
	Mike PAPE	0	0.00%	0	0.00%	9	37.50%	9	37.50%
	Miles A. CAUGHEY JR.	0	0.00%	0	0.00%	3	12.50%	3	12.50%
	Jason BATTS	0	0.00%	0	0.00%	5	20.83%	5	20.83%
	James R. COMER	0	0.00%	0	0.00%	7	29.17%	7	29.17%
	Cast Votes:	0	0.00%	0	0.00%	24	100.00%	24	100.00%
	Over Votes:	0	0.00%	0	0.00%	0	0.00%	0	0.00%
	Under Votes:	0	0.00%	0	0.00%	0	0.00%	0	0.00%
PRESIDENT of the UNITED STATES, Vote For 1									
	Martin J. O'MALLEY	0	0.00%	0	0.00%	1	1.69%	1	1.69%
	Bernard "Bernie" SANDERS	0	0.00%	0	0.00%	27	45.76%	27	45.76%
	Hillary CLINTON	0	0.00%	0	0.00%	21	35.59%	21	35.59%
	Roque Rocky DE LA FUENTE	0	0.00%	0	0.00%	0	0.00%	0	0.00%
	"UNCOMMITTED"	0	0.00%	0	0.00%	10	16.95%	10	16.95%
	Cast Votes:	0	0.00%	0	0.00%	59	96.72%	59	96.72%
	Over Votes:	0	0.00%	0	0.00%	0	0.00%	0	0.00%
	Under Votes:	0	0.00%	0	0.00%	2	3.28%	2	3.28%
UNITED STATES SENATOR, Vote For 1									
	Jim GRAY	0	0.00%	0	0.00%	38	69.09%	38	69.09%
	Rory HOULIHAN	0	0.00%	0	0.00%	3	5.45%	3	5.45%
	Jeff KENDER	0	0.00%	0	0.00%	5	9.09%	5	9.09%
	Ron LEACH	0	0.00%	0	0.00%	6	10.91%	6	10.91%
	Tom RECKTENWALD	0	0.00%	0	0.00%	0	0.00%	0	0.00%
	Grant T. SHORT	0	0.00%	0	0.00%	2	3.64%	2	3.64%
	Sellus WILDER	0	0.00%	0	0.00%	1	1.82%	1	1.82%
	Cast Votes:	0	0.00%	0	0.00%	55	90.16%	55	90.16%
	Over Votes:	0	0.00%	0	0.00%	0	0.00%	0	0.00%
	Under Votes:	0	0.00%	0	0.00%	6	9.84%	6	9.84%

Precinct Report — Unofficial

PRESIDENTIAL PREFERENCE AND REGULAR PRIMARY — OFFICIAL BALLOT FOR BALLARD COUNTY — May 17, 2016

05/17/2016 07:08 PM

Total Number of Voters : 1,638 of 0 = 0.00%

Precincts Reporting 14 of 14 = 100.00%

Party	Candidate	Absentee		Early		Election		Total	
Precinct E102 (Ballots Cast: 85)									
UNITED STATES REPRESENTATIVE in CONGRESS 1st Congressional District, Vote For 1									
	Tom OSBORNE	0	0.00%	0	0.00%	23	47.92%	23	47.92%
	Samuel L. GASKINS	0	0.00%	0	0.00%	25	52.08%	25	52.08%
	Cast Votes:	0	0.00%	0	0.00%	48	78.69%	48	78.69%
	Over Votes:	0	0.00%	0	0.00%	0	0.00%	0	0.00%
	Under Votes:	0	0.00%	0	0.00%	13	21.31%	13	21.31%

Precinct Turnout — Total Voters — Unofficial

PRESIDENTIAL PREFERENCE AND REGULAR PRIMARY — OFFICIAL BALLOT FOR BALLARD COUNTY — May 17, 2016

05/17/2016 07:08 PM

Total Number of Voters : 1,638 of 0 = 0.00%

Precincts Reporting 14 of 14 = 100.00%

Precinct Name	Reg Voters	# Ballots	% Turn Out
AB	0	31	0.00%
A101	0	113	0.00%
A102	0	277	0.00%
A103	0	61	0.00%
B101	0	198	0.00%
B102	0	57	0.00%
C101	0	96	0.00%
C102	0	103	0.00%
C103	0	78	0.00%
C104	0	87	0.00%
D101	0	213	0.00%
D102	0	100	0.00%
E101	0	139	0.00%
E102	0	85	0.00%
Totals:	**0**	**1,638**	**0.00%**

Precinct Name	Reg Voters	# Ballots	% Turn Out

PRIMARY ELECTION
BARREN COUNTY - 2ND. CONG. DIST.
RECAPITULATION SHEET
MAY 17, 2016

	ABSENTEE			GLASGOW - 1 A101			GLASGOW - 2 A102			GLASGOW - 3 A103			FOX HOLLOW A104			HAYWOOD WEST B101			HAYWOOD EAST B102			THOMERSON PARK B103			AUSTIN B104			EASTERN C101			GREEN VALLEY C102		
	Mail-In	Walk-In	Total	eSlate	eScan	Total	eSlate	eScan	Total	eSlate	eScan	Total	eSlate	eScan	Total	eSlate	eScan	Total	eSlate	eScan	Total	eSlate	eScan	Total	eSlate	eScan	Total	eSlate	eScan	Total	eSlate	eScan	Total
UNITED STATES SENATOR - REP																																	
Rand PAUL	25	25	110	0	151	151	1	53	54	5	107	112	0	53	53	2	194	196	5	135	140	0	70	70	2	131	133	0	84	84	0	133	133
Stephen Howard SLAUGHTER	2	5	7	0	18	18	0	11	11	0	3	3	0	2	2	1	15	16	1	7	8	0	9	9	1	10	11	0	4	4	0	11	11
James R. GOULD	2	8	10	0	14	14	0	5	5	0	3	3	0	3	3	1	12	13	0	6	6	0	1	1	0	9	9	0	9	9	0	14	14
STATE REPRESENTATIVE - 23rd Rep. Dist. - REP																																	
Freddie Joe WILKERSON	15	28	43	0	40	40	0	25	25	1	34	35	0	22	22	3	58	61	1	57	58	0	27	27	0	69	69	0	46	46	0	45	45
Steve RILEY	13	78	91	0	149	149	1	42	43	4	81	85	0	38	38	1	169	170	4	101	105	0	59	59	2	81	83	0	54	54	0	121	121
PRESIDENT of the UNITED STATES - DEM																																	
Martin J. O'MALLEY	3	1	4	0	10	10	0	0	0	0	2	2	0	0	0	0	5	5	0	3	3	0	7	7	0	7	7	0	1	1	0	4	4
Bernard "Bernie" SANDERS	11	48	59	0	118	118	0	60	60	5	107	112	0	32	32	3	148	151	5	99	104	0	66	66	0	100	100	0	68	68	0	98	98
Hillary CLINTON	37	45	82	0	136	136	1	109	110	3	70	73	0	20	20	3	92	95	2	83	85	0	28	28	0	80	80	0	47	47	0	59	59
Roque Rocky DE LA FUENTE	0	0	0	0	3	3	0	1	1	0	1	1	0	0	0	0	3	3	0	1	1	0	0	0	0	0	0	0	0	0	0	0	0
"UNCOMMITTED"	6	9	15	0	29	29	0	7	7	0	21	21	0	8	8	0	29	29	0	24	24	0	10	10	0	18	18	0	16	16		18	18
UNITED STATES SENATOR - DEM																																	
Rory HOULIHAN	2	2	4	0	2	2	0	2	2	1	5	6	0	0	0	0	6	6	0	4	4	0	2	2	0	5	5	0	1	1	0	1	1
Jeff KENDER	3	10	13	0	11	11	0	11	11	1	9	10	0	3	3	0	9	9	0	13	13	0	7	7	0	23	23	0	2	2	0	16	16
Ron LEACH	5	16	21	0	37	37	0	17	17	1	41	42	0	2	2	8	30	38	1	31	32	0	9	9	0	19	19	0	20	20	0	22	22
Tom RECKTENWALD	2	2	4	0	2	2	0	4	4	0	3	3	0	0	0	0	0	0	0	3	3	0	1	1	0	5	5	0	0	0	0	3	3
Grant T. SHORT	3	3	6	0	3	3	0	6	6	1	12	13	0	3	3	0	8	8	2	6	8	0	2	2	0	6	6	0	4	4	0	9	9
Sellus WILDER	0	2	2	0	5	5	1	11	12	1	10	11	0	6	6	0	8	8	0	11	11	0	6	6	0	11	11	0	3	3	0	9	9
Jim GRAY	35	80	115	0	237	237	0	115	115	4	112	116	0	44	44	4	194	198	4	131	135	0	20	20	0	138	138	0	93	93	0	119	119
STATE REPRESENTATIVE - 23rd Rep. Dist. - DEM																																	
Danny J. BASIL	34	67	101	0	173	173	0	67	67	2	113	115	0	46	46	6	191	197	4	143	147	0	70	70	0	151	151	0	93	93	0	123	123
Joe TRIGG	21	39	60	0	128	128	1	107	108	6	94	100	0	16	16	0	90	90	2	71	73	0	40	40	0	70	70	0	35	35	0	62	62
DISTRICT JUDGE - 43rd Jud. Dist. (Unex. Term)																																	
Temple DICKINSON	14	15	29	0	74	74	0	46	46	3	34	37	0	7	7	0	53	53	1	46	47	0	21	21	2	216	218	0	216	216	0	36	36
Karen Michelle DAVIS	12	26	38	0	42	42	0	48	48	3	67	70	0	15	15	4	91	95	2	64	66	0	31	31	0	46	46	0	51	51	0	62	62
Kathryn M. THOMAS	30	24	54	0	89	89	1	61	62	5	86	91	0	38	38	5	146	151	3	118	121	0	80	80	1	173	174	0	63	63	0	90	90
J. Gabriel PENDLETON	85	14	99	0	161	161	1	62	63	1	58	59	0	42	42	1	124	125	1	97	98	0	37	37	0	42	42	0	43	43	0	94	94
James I. HOWARD - withdrwal																																	
Brian K. PACK	17	65	82	0	139	139	0	33	33	1	79	80	0	20	20	0	105	105	4	58	62	0	29	29	2	81	83	0	42	42	0	81	81

RECEIVED
MAY 31 2016
State Board of Elections

PRIMARY ELECTION
BARREN COUNTY - 2ND. CONG. DIST.
RECAPITULATION SHEET
MAY 17, 2016

	EIGHTY-EIGHT C103			TEMPLE HILL C104			HISEVILLE-GOODNIGHT D101			GLASGOW M.S. D102			GLASGOW H.S. D103			EXTENSION SERVICE EAST E101			EXTENSION SERVICE WEST E102			BECKTON E103			RED CROSS E104			CAVE CITY NORTH F101			CAVE CITY SOUTH F102		
	eSlate	eScan	Total	eSlate	eScan	Total	eSlate	eScan	Total	eSlate	eScan	Total	eSlate	eScan	Total	eSlate	eScan	Total	eSlate	eScan	Total	eSlate	eScan	Total	eSlate	eScan	Total	eSlate	eScan	Total	eSlate	eScan	Total
UNITED STATES SENATOR - REP																																	
Rand PAUL	0	117	117	0	136	136	0	115	115	0	216	216	0	194	194	2	115	115	2	71	83	0	108	108	35	57	92	1	59	60	0	96	96
Stephen Howard SLAUGHTER	0	20	20	0	10	10	0	6	6	0	10	10	0	18	18	0	9	9	0	4	4	0	6	6	1	5	6	0	5	5	0	6	6
James R. GOULD	0	10	10	0	9	9	0	7	7	0	17	17	0	4	4	0	12	12	0	4	4	0	7	7	4	6	10	0	3	3	0	7	7
STATE REPRESENTATIVE - 23rd Rep. Dist. - REP																																	
Freddie Joe WILKERSON	0	42	42	0	51	51	0	33	33	0	53	53	0	66	66	0	43	43	1	24	25	0	35	35	12	20	32	0	11	11	0	29	29
Steve RILEY	0	107	107	0	109	109	0	95	95	0	205	205	6	156	156	0	91	96	1	67	68	0	87	87	30	49	79	1	58	59	0	85	85
PRESIDENT of the UNITED STATES - DEM																																	
Martin J. O'MALLEY	0	1	1	0	4	4	0	1	1	0	3	3	0	8	8	0	5	5	0	1	1	0	4	4	2	3	5	0	6	6	0	3	3
Bernard "Bernie" SANDERS	0	69	69	0	124	124	0	107	107	0	178	178	0	117	117	0	114	114	0	73	73	0	109	109	32	81	113	3	94	97	0	95	95
Hillary CLINTON	0	69	69	0	59	59	0	63	63	0	104	104	0	130	130	0	74	74	0	50	50	0	69	69	12	44	56	0	66	66	0	62	62
Roque Rocky DE LA FUENTE	0	2	2	0	0	0	0	2	2	0	1	1	0	0	0	0	2	2	0	0	0	0	1	1	0	1	1	0	1	1	0	1	1
"UNCOMMITTED"	0	18	18	0	16	16	0	32	32	0	48	48	0	33	33	0	14	14	0	14	14	0	31	31	6	28	34	0	14	14	0	19	19
UNITED STATES SENATOR - DEM																																	
Rory HOULIHAN	0	1	1	0	2	2	0	5	5	0	5	5	0	2	2	0	3	3	0	3	3	0	4	4	3	3	6	1	3	4	0	2	2
Jeff KENDER	0	10	10	0	15	15	0	6	6	0	12	12	0	10	10	0	8	8	0	10	10	0	7	7	3	12	15	0	15	15	0	7	7
Ron LEACH	0	20	20	0	22	22	0	21	21	0	23	23	0	84	84	0	27	27	0	15	15	0	23	23	11	16	27	0	18	18	0	30	30
Tom RECKTENWALD	0	2	2	0	1	1	0	2	2	0	1	1	0	0	0	0	2	2	0	2	2	0	3	3	1	3	4	0	5	5	0	1	1
Grant T. SHORT	0	3	3	0	11	11	0	9	9	0	6	6	0	7	7	0	2	2	0	2	2	0	9	9	4	5	9	0	7	7	0	8	8
Sellus WILDER	0	12	12	0	11	11	0	7	7	0	8	8	0	8	8	0	6	6	0	8	8	0	12	12	3	7	10	0	12	12	0	8	8
Jim GRAY	0	99	99	0	116	116	0	132	132	0	209	209	0	228	228	0	154	154	0	91	91	0	139	139	25	111	136	1	109	110	0	110	110
STATE REPRESENTATIVE - 23rd Rep. Dist. - DEM																																	
Danny J. BASIL	0	101	101	0	137	137	0	169	169	0	262	262	0	173	173	0	121	121	0	90	90	0	155	155	39	125	164	1	122	123	0	116	116
Joe TRIGG	0	49	49	0	66	66	0	38	38	0	90	90	0	122	122	0	90	90	0	47	47	0	53	53	12	39	51	1	53	54	0	67	67
DISTRICT JUDGE - 43rd Jud. Dist. (Unex. Term)																																	
Temple DICKINSON	0	17	17	0	24	24	0	41	41	0	60	60	0	88	88	0	45	45	0	19	19	0	23	23	4	20	24	1	17	18	0	33	33
Karen Michelle DAVIS	0	59	59	0	60	60	0	70	70	0	91	91	0	84	84	0	75	75	0	55	55	0	59	59	12	36	48	0	60	60	0	71	71
Kathryn M. THOMAS	0	111	111	0	119	119	0	116	116	0	139	139	0	129	129	0	88	88	0	77	77	0	130	130	47	125	172	1	83	84	0	85	85
J. Gabriel PENDLETON	0	59	59	0	104	104	0	62	62	0	211	211	0	115	115	0	72	72	1	40	41	0	59	59	10	26	36	0	34	34	0	49	49
James I. HOWARD -withdrawal																																	
Brian K. PACK	0	61	61	0	64	64	0	54	54	0	109	109	0	111	111	0	75	75	1	42	43	0	63	63	18	27	45	1	40	41	0	57	57

PRIMARY ELECTION
BARREN COUNTY - 2ND. CONG. DIST.
RECAPITULATION SHEET
MAY 17, 2016

	PARK CITY F103			GLASGOW - 4 G101			GLASGOW - 5 G102			GLASGOW - 6 G103			GRAND TOTAL
	eSlate	eScan	Total	eSlate	eScan	Total	eSlate	eScan	Total	eSlate	eScan	Total	
UNITED STATES SENATOR - REP													
Rand PAUL	0	96	96	0	150	150	0	74	74	0	124	124	3012
Stephen Howard SLAUGHTER	0	15	15	0	12	12	0	8	8	0	9	9	244
James R. GOULD	0	9	9	0	13	13	0	9	9	0	11	11	242
STATE REPRESENTATIVE - 23rd Rep. Dist. - REP													
Freddie Joe WILKERSON	0	35	35	0	31	31	0	32	32	0	34	34	1023
Steve RILEY	0	85	85	0	146	146	0	63	63	0	111	111	2549
PRESIDENT of the UNITED STATES - DEM													
Martin J. O'MALLEY	0	4	4	0	3	3	0	0	0	0	6	6	97
Bernard "Bernie" SANDERS	0	136	136	0	124	124	0	90	90	0	119	119	2653
Hillary CLINTON	0	108	108	0	86	86	0	160	66	0	102	102	1979
Roque Rocky DE LA FUENTE	0	1	1	0	1	1	0	0	0	0	1	1	22
"UNCOMMITTED"	0	29	29	0	25	25	0	11	11	0	25	25	568
UNITED STATES SENATOR - DEM													
Rory HOULIHAN	0	4	4	0	6	6	0	2	2	0	5	5	89
Jeff KENDER	0	13	13	0	11	11	0	6	6	0	8	8	257
Ron LEACH	0	43	43	0	41	41	0	26	26	0	23	23	627
Tom RECKTENWALD	0	2	2	0	4	4	0	3	3	0	0	0	87
Grant T. SHORT	0	8	8	0	11	11	0	6	6	0	7	7	176
Sellus WILDER	0	23	23	0	23	23	0	18	18	0	16	16	466
Jim GRAY	0	171	171	0	123	123	0	105	105	0	182	182	3553
STATE REPRESENTATIVE - 23rd Rep. Dist. - DEM													
Danny J. BASIL	0	189	189	0	108	108	0	83	83	0	163	163	2437
Joe TRIGG	0	80	80	0	128	128	0	86	86	0	84	84	1889
DISTRICT JUDGE - 43rd Jud. Dist. (Unex. Term)													
Temple DICKINSON	0	39	39	0	40	40	0	42	42	0	50	50	965
Karen Michelle DAVIS	0	99	99	0	76	76	0	36	36	0	71	71	1584
Kathryn M. THOMAS	0	148	148	0	125	125	0	55	55	0	109	109	2696
J. Gabriel PENDLETON	0	59	59	0	110	110	0	97	97	0	103	103	2054
James I. HOWARD - withdrawal													
Brian K. PACK	0	55	55	0	175	175	0	161	161	0	85	85	1955

Cumulative Report — Unofficial

PRESIDENTIAL PREFERENCE AND REGULAR PRIMARY — OFFICIAL BALLOT FOR BARREN COUNTY — May 17, 2016

05/17/2016 07:37 PM

Total Number of Voters : 9,404 of 0 = 0.00% turnout 31.16%

Precincts Reporting 26 of 26 = 100.00%

Party	Candidate	Absentee		Early		Election		Total	
UNITED STATES SENATOR, Vote For 1									
	Rand PAUL	0	0.00%	0	0.00%	3,012	86.73%	3,012	86.73%
	Stephen Howard SLAUGHTER	0	0.00%	0	0.00%	244	7.03%	244	7.03%
	James R. GOULD	0	0.00%	0	0.00%	217	6.25%	217	6.25%
	Cast Votes:	0	0.00%	0	0.00%	3,473	95.18%	3,473	95.18%
	Over Votes:	0	0.00%	0	0.00%	0	0.00%	0	0.00%
	Under Votes:	0	0.00%	0	0.00%	176	4.82%	176	4.82%
STATE REPRESENTATIVE 23rd Representative District, Vote For 1									
	Freddie Joe WILKERSON	0	0.00%	0	0.00%	1,023	28.64%	1,023	28.64%
	Steve RILEY	0	0.00%	0	0.00%	2,549	71.36%	2,549	71.36%
	Cast Votes:	0	0.00%	0	0.00%	3,572	97.89%	3,572	97.89%
	Over Votes:	0	0.00%	0	0.00%	0	0.00%	0	0.00%
	Under Votes:	0	0.00%	0	0.00%	77	2.11%	77	2.11%
PRESIDENT of the UNITED STATES, Vote For 1									
	Martin J. O'MALLEY	0	0.00%	0	0.00%	97	1.82%	97	1.82%
	Bernard "Bernie" SANDERS	0	0.00%	0	0.00%	2,653	49.87%	2,653	49.87%
	Hillary CLINTON	0	0.00%	0	0.00%	1,979	37.20%	1,979	37.20%
	Roque Rocky DE LA FUENTE	0	0.00%	0	0.00%	23	0.43%	23	0.43%
	"UNCOMMITTED"	0	0.00%	0	0.00%	568	10.68%	568	10.68%
	Cast Votes:	0	0.00%	0	0.00%	5,320	95.12%	5,320	95.12%
	Over Votes:	0	0.00%	0	0.00%	2	0.04%	2	0.04%
	Under Votes:	0	0.00%	0	0.00%	271	4.85%	271	4.85%
UNITED STATES SENATOR, Vote For 1									
	Rory HOULIHAN	0	0.00%	0	0.00%	87	1.73%	87	1.73%
	Jeff KENDER	0	0.00%	0	0.00%	257	5.12%	257	5.12%
	Ron LEACH	0	0.00%	0	0.00%	622	12.40%	622	12.40%
	Tom RECKTENWALD	0	0.00%	0	0.00%	57	1.14%	57	1.14%
	Grant T. SHORT	0	0.00%	0	0.00%	176	3.51%	176	3.51%
	Sellus WILDER	0	0.00%	0	0.00%	266	5.30%	266	5.30%
	Jim GRAY	0	0.00%	0	0.00%	3,553	70.81%	3,553	70.81%
	Cast Votes:	0	0.00%	0	0.00%	5,018	89.72%	5,018	89.72%
	Over Votes:	0	0.00%	0	0.00%	2	0.04%	2	0.04%
	Under Votes:	0	0.00%	0	0.00%	573	10.24%	573	10.24%

RECEIVED
MAY 31 2016
Barren County Board of Elections

Cumulative Report — Unofficial

PRESIDENTIAL PREFERENCE AND REGULAR PRIMARY — OFFICIAL BALLOT FOR BARREN COUNTY — May 17, 2016

05/17/2016 07:37 PM

Total Number of Voters : 9,404 of 0 = 0.00%

Precincts Reporting 26 of 26 = 100.00%

Party	Candidate	Absentee		Early		Election		Total	
STATE REPRESENTATIVE 23rd Representative District, Vote For 1									
	Danny J. BASIL	0	0.00%	0	0.00%	3,437	64.56%	3,437	64.56%
	Joe TRIGG	0	0.00%	0	0.00%	1,887	35.44%	1,887	35.44%
	Cast Votes:	0	0.00%	0	0.00%	5,324	95.19%	5,324	95.19%
	Over Votes:	0	0.00%	0	0.00%	1	0.02%	1	0.02%
	Under Votes:	0	0.00%	0	0.00%	268	4.79%	268	4.79%
DISTRICT JUDGE 43rd Judicial District (Unexpired Term), Vote For 1									
	Temple DICKINSON	0	0.00%	0	0.00%	965	10.51%	965	10.51%
	Karen Michelle DAVIS	0	0.00%	0	0.00%	1,584	17.25%	1,584	17.25%
	Kathryn M. THOMAS	0	0.00%	0	0.00%	2,696	29.36%	2,696	29.36%
	J. Gabriel PENDLETON	0	0.00%	0	0.00%	2,054	22.37%	2,054	22.37%
	James I. HOWARD	0	0.00%	0	0.00%	129	1.40%	129	1.40%
	Brian K. PACK	0	0.00%	0	0.00%	1,755	19.11%	1,755	19.11%
	Cast Votes:	0	0.00%	0	0.00%	9,183	97.65%	9,183	97.65%
	Over Votes:	0	0.00%	0	0.00%	4	0.04%	4	0.04%
	Under Votes:	0	0.00%	0	0.00%	217	2.31%	217	2.31%

PRIMARY ELECTION
BATH COUNTY - 6TH. CONG. DIST.
RECAPITULATION SHEET
MAY 17, 2016

	ABSENTEE			SHARPSBURG-1	SHARPSBURG-2	BETHEL	SOUTH SHERBURNE	OWINGSVILLE-1	OWINGSVILLE-2	OWINGSVILLE-3	PRESTON	SALT LICK-1	SALT LICK-2	WHITE SULPHUR	OLYMPIA	GRAND TOTAL
	Mail-In	Walk-In	Total	eSlate	eSlate	eSlate	eSlate	eSlate	eSlate	eSlate	eSlate	eSlate	eSlate	eSlate	eSlate	
UNITED STATES SENATOR - REP																
Stephen Howard SLAUGHTER	0	0	0	0	0	1	1	1	2	1	2	1	0	2	2	13
James R. GOULD	0	1	1	0	3	0	1	2	1	2	1	1	2	1	0	15
Rand PAUL	4	6	10	1	6	10	12	23	20	28	26	15	10	11	4	170
U.S. REP. in CONGRESS - 6th Cong. Dist. - REP																
Roger Q. BRILL	0	0	0	0	2	2	3	4	2	1	13	0	1	2	0	30
Andy BARR	2	7	9	1	7	9	11	24	22	23	16	16	10	12	6	166
STATE SENATOR - 21st Sen. Dist. - REP																
Albert ROBINSON	2	5	7	1	5	5	9	14	11	8	15	13	8	11	4	111
Michael BRYANT	1	1	2	0	2	5	4	8	9	15	10	4	3	2	2	66
STATE REP. - 72nd Rep. Dist. - REP																
Curtis KENIMER	0	1	1	0	7	6	6	4	4	11	9	5	5	6	1	65
Phillip D. COPHER	4	6	10	1	1	7	8	24	19	13	18	11	6	8	5	129
PRESIDENT of the UNITED STATES - DEM																
Martin J. O'MALLEY	0	0	0	3	1	1	0	2	1	2	0	3	0	0	1	14
Bernard "Bernie" SANDERS	8	11	19	40	32	47	28	79	44	108	55	54	74	39	23	641
Hillary CLINTON	14	11	25	33	46	31	22	70	63	99	32	57	58	52	42	628
Roque Rocky DE LA FUENTE	0	0	0	0	0	1	1	0	1	1	2	1	0	1	0	8
"UNCOMMITTED"	3	5	8	3	4	2	1	8	6	11	8	8	12	9	8	86
UNITED STATES SENATOR - DEM																
Grant T. SHORT	2	1	3	3	3	4	5	6	4	13	9	10	13	3	5	80
Sellus WILDER	1	4	5	2	1	0	0	9	11	12	7	12	13	6	4	82
Jim GRAY	19	21	40	67	59	62	39	119	88	166	66	79	94	71	48	999
Rory HOULIHAN	0	0	0	1	2	1	1	2	1	1	1	3	0	2	1	16
Jeff KENDER	0	0	0	3	2	5	4	3	5	5	4	7	3	4	4	49
Ron LEACH	0	0	0	2	6	3	1	7	0	9	8	4	4	2	2	48
Tom RECKTENWALD	0	0	0	0	1	2	1	3	2	2	2	3	6	2	1	25
U.S. REP. in CONGRESS - 6th Cong. Dist. - DEM																
Nancy Jo KEMPER	14	15	29	42	43	40	26	84	59	112	43	66	73	45	36	696
Michael COBLENZ	0	0	0	7	10	8	3	7	11	12	12	9	18	5	3	105
Geoffrey M. "Geoff" YOUNG	10	8	18	25	19	26	20	49	34	72	37	37	38	29	26	435

BELL COUNTY GENERAL ELECTION 2015

RECEIVED
NOV 19 2015
State Board of Elections

	TOTAL # REG	TOTAL # VOTED	GOVERNOR & LIEUTENANT GOVERNOR			SECRETARY of STATE		ATTORNEY GENERAL		AUDITOR OF PUBLIC ACCOUNTS		STATE TREASURER		COMMISSIONER of AGRICULTURE		MEMBER BOARD of EDUCATION 1st DIST.	
			Matt Bevin Jenean Hampton	Jack CONWAY Sannie OVERLY	Drew CURTIS Heather CURTIS	Stephen L KNIPPER	Alison Lundergan GRIMES	Whitney H WESTERFIELD	Andy BESHEAR	Mike HARMON	Adam H EDELEN	Allison BALL	Rick NELSON	Ryan F QUARLES	Jean-Marie LAWSON SPANN	Doug RAMSEY	Mike BUELL
ABSENTEE MACHINE		119	61	51	1	61	51	56	53	70	39	22	94	79	28	15	6
ABSENTEE BALLOTS		41	22	17	1	22	18	19	21	21	17	10	30	23	15	5	2
PAGE A101	896	189	117	60	11	111	69	111	64	117	50	43	142	127	36		
BLACKMONT A102	694	180	96	68	7	80	79	72	86	84	61	25	151	87	61		
BROWNIES CREEK A103	520	114	88	23	1	68	35	77	26	77	21	39	75	84	19		
HUTCH A104	535	117	77	38	1	81	32	80	32	82	29	38	78	86	25		
MELDRUM A015	975	91	56	33	2	47	38	48	38	58	23	28	63	62	22		
PINEVILLE EAST B101	434	48	26	19	3	19	25	21	26	19	24	9	39	26	19		
PINEVILLE CENTRAL B102	374	127	78	46	2	77	46	82	38	80	36	37	88	90	25		
PINEVILLE WEST B103	514	137	88	46	2	80	53	68	57	79	41	35	99	98	29	5	1
ARJAY B104	786	101	46	49	2	41	50	32	55	37	47	26	75	46	40		
DORTON BRANCH B105	390	78	41	31	4	33	39	33	39	32	34	16	62	37	30		
BEVERLY B106	110	29	19	10	0	14	15	16	11	18	9	11	18	15	12		
RIGHT FORK B107	832	172	116	49	3	111	52	94	61	109	41	49	122	114	36		
STRAIGHT CREEK B108	526	70	37	28	2	19	42	21	38	24	30	13	56	33	27		
BINGHAMTOWN C101	783	142	75	56	11	80	56	78	58	86	43	39	103	89	36		
DORCHESTER C102	674	124	71	48	4	65	52	66	51	62	47	25	99	70	36		
NOETOWN C103	756	104	56	42	6	51	43	49	48	53	36	19	84	64	27		
JUNCTION C104	1088	132	63	51	14	56	62	59	60	72	42	30	101	62	49		
EDGEWOOD C105	1344	235	126	96	10	126	97	123	97	133	72	67	166	143	72		
CITY HALL D101	583	105	55	49	0	49	51	52	49	47	47	32	73	62	36		
EAST END D102	1146	124	61	56	6	62	59	56	61	63	50	27	97	69	48		
WINCHESTER D103	681	117	66	42	6	69	44	64	45	57	51	39	78	72	33		
SOUTHSIDE D104	571	71	32	30	5	31	32	33	32	31	28	22	48	33	29		
WEST CENTRAL D105	568	143	78	58	5	69	66	77	57	69	57	34	107	83	45		
EXETER D106	917	167	96	65	3	87	72	81	73	80	63	39	128	96	51		
LAUREL A E101	858	206	105	89	11	96	97	98	90	103	79	37	167	118	65		
LAUREL B E102	453	164	103	50	11	97	58	94	59	95	48	36	127	123	30		
LONE JACK E103	666	376	108	75	2	98	80	97	81	103	62	39	148	110	48	98	89
GREASY CREEK E104	748	496	145	75	10	130	88	126	92	138	63	58	185	137	62	226	24
CLEAR CREEK E105	688	155	104	42	4	103	42	93	50	98	33	34	119	102	33		
SUTTY E106	735	203	113	64	7	118	60	105	74	114	52	49	146	129	44	119	70
TOTALS	20845	4677	2425	1556	157	2251	1703	2181	1722	2311	1375	1027	3168	2569	1168	468	192

Total Number of Voters : 11,739 of 0 = 0.00%

Precincts Reporting 63 of 63 = 100.00

Party	Candidate	Absentee		Early		Election		Total	
UNITED STATES SENATOR, Vote For 1									
	James R. GOULD	0	0.00%	0	0.00%	671	11.30%	671	11.30%
	Rand PAUL	0	0.00%	0	0.00%	4,857	81.77%	4,857	81.77%
	Stephen Howard SLAUGHTER	0	0.00%	0	0.00%	412	6.94%	412	6.94%
	Cast Votes:	0	0.00%	0	0.00%	5,940	98.08%	5,940	98.08%
	Over Votes:	0	0.00%	0	0.00%	0	0.00%	0	0.00%
	Under Votes:	0	0.00%	0	0.00%	116	1.92%	116	1.92%
STATE SENATOR 11th Senatorial District, Vote For 1									
	John SCHICKEL	0	0.00%	0	0.00%	4,804	80.86%	4,804	80.86%
	Josh L. TURNER	0	0.00%	0	0.00%	1,137	19.14%	1,137	19.14%
	Cast Votes:	0	0.00%	0	0.00%	5,941	98.10%	5,941	98.10%
	Over Votes:	0	0.00%	0	0.00%	0	0.00%	0	0.00%
	Under Votes:	0	0.00%	0	0.00%	115	1.90%	115	1.90%
STATE REPRESENTATIVE 69th Representative District, Vote For 1									
	Adam KOENIG	0	0.00%	0	0.00%	511	74.27%	511	74.27%
	Danny SEIFRIED	0	0.00%	0	0.00%	177	25.73%	177	25.73%
	Cast Votes:	0	0.00%	0	0.00%	688	91.13%	688	91.13%
	Over Votes:	0	0.00%	0	0.00%	0	0.00%	0	0.00%
	Under Votes:	0	0.00%	0	0.00%	67	8.87%	67	8.87%
PRESIDENT of the UNITED STATES, Vote For 1									
	Martin J. O'MALLEY	0	0.00%	0	0.00%	54	0.95%	54	0.95%
	Bernard "Bernie" SANDERS	0	0.00%	0	0.00%	2,496	44.11%	2,496	44.11%
	Hillary CLINTON	0	0.00%	0	0.00%	2,932	51.82%	2,932	51.82%
	Roque Rocky DE LA FUENTE	0	0.00%	0	0.00%	12	0.21%	12	0.21%
	"UNCOMMITTED"	0	0.00%	0	0.00%	164	2.90%	164	2.90%
	Cast Votes:	0	0.00%	0	0.00%	5,658	99.56%	5,658	99.56%
	Over Votes:	0	0.00%	0	0.00%	1	0.02%	1	0.02%
	Under Votes:	0	0.00%	0	0.00%	24	0.42%	24	0.42%

Total Number of Voters : 11,739 of 0 = 0.00%

Precincts Reporting 63 of 63 = 100.0(

Party	Candidate	Absentee		Early		Election		Total	
UNITED STATES SENATOR, Vote For 1									
	Ron LEACH	0	0.00%	0	0.00%	728	15.66%	728	15.66%
	Tom RECKTENWALD	0	0.00%	0	0.00%	384	8.26%	384	8.26%
	Grant T. SHORT	0	0.00%	0	0.00%	353	7.59%	353	7.59%
	Sellus WILDER	0	0.00%	0	0.00%	766	16.48%	766	16.48%
	Jim GRAY	0	0.00%	0	0.00%	1,759	37.84%	1,759	37.84%
	Rory HOULIHAN	0	0.00%	0	0.00%	354	7.61%	354	7.61%
	Jeff KENDER	0	0.00%	0	0.00%	305	6.56%	305	6.56%
	Cast Votes:	0	0.00%	0	0.00%	4,649	81.81%	4,649	81.81%
	Over Votes:	0	0.00%	0	0.00%	0	0.00%	0	0.00%
	Under Votes:	0	0.00%	0	0.00%	1,034	18.19%	1,034	18.19%

Precinct Report — Unofficial

PRESIDENTIAL PREFERENCE AND REGULAR PRIMARY — OFFICIAL BALLOT FOR BOONE COUNTY — May 17, 2016

05/17/2016 07:14 PM

Total Number of Voters : 11,739 of 0 = 0.00%

Precincts Reporting 63 of 63 = 100.00%

Party	Candidate	Absentee		Early		Election		Total	
Precinct A102 (Ballots Cast: 104)									
UNITED STATES SENATOR, Vote For 1									
	James R. GOULD	0	0.00%	0	0.00%	11	18.03%	11	18.03%
	Rand PAUL	0	0.00%	0	0.00%	46	75.41%	46	75.41%
	Stephen Howard SLAUGHTER	0	0.00%	0	0.00%	4	6.56%	4	6.56%
	Cast Votes:	0	0.00%	0	0.00%	61	98.39%	61	98.39%
	Over Votes:	0	0.00%	0	0.00%	0	0.00%	0	0.00%
	Under Votes:	0	0.00%	0	0.00%	1	1.61%	1	1.61%
STATE SENATOR 11th Senatorial District, Vote For 1									
	John SCHICKEL	0	0.00%	0	0.00%	53	86.89%	53	86.89%
	Josh L. TURNER	0	0.00%	0	0.00%	8	13.11%	8	13.11%
	Cast Votes:	0	0.00%	0	0.00%	61	98.39%	61	98.39%
	Over Votes:	0	0.00%	0	0.00%	0	0.00%	0	0.00%
	Under Votes:	0	0.00%	0	0.00%	1	1.61%	1	1.61%
PRESIDENT of the UNITED STATES, Vote For 1									
	Martin J. O'MALLEY	0	0.00%	0	0.00%	1	2.44%	1	2.44%
	Bernard "Bernie" SANDERS	0	0.00%	0	0.00%	19	46.34%	19	46.34%
	Hillary CLINTON	0	0.00%	0	0.00%	17	41.46%	17	41.46%
	Roque Rocky DE LA FUENTE	0	0.00%	0	0.00%	0	0.00%	0	0.00%
	"UNCOMMITTED"	0	0.00%	0	0.00%	4	9.76%	4	9.76%
	Cast Votes:	0	0.00%	0	0.00%	41	97.62%	41	97.62%
	Over Votes:	0	0.00%	0	0.00%	0	0.00%	0	0.00%
	Under Votes:	0	0.00%	0	0.00%	1	2.38%	1	2.38%
UNITED STATES SENATOR, Vote For 1									
	Ron LEACH	0	0.00%	0	0.00%	6	15.79%	6	15.79%
	Tom RECKTENWALD	0	0.00%	0	0.00%	3	7.89%	3	7.89%
	Grant T. SHORT	0	0.00%	0	0.00%	1	2.63%	1	2.63%
	Sellus WILDER	0	0.00%	0	0.00%	9	23.68%	9	23.68%
	Jim GRAY	0	0.00%	0	0.00%	11	28.95%	11	28.95%
	Rory HOULIHAN	0	0.00%	0	0.00%	1	2.63%	1	2.63%
	Jeff KENDER	0	0.00%	0	0.00%	7	18.42%	7	18.42%
	Cast Votes:	0	0.00%	0	0.00%	38	90.48%	38	90.48%
	Over Votes:	0	0.00%	0	0.00%	0	0.00%	0	0.00%
	Under Votes:	0	0.00%	0	0.00%	4	9.52%	4	9.52%

Precinct Report — Unofficial

PRESIDENTIAL PREFERENCE AND REGULAR PRIMARY — OFFICIAL BALLOT FOR BOONE COUNTY — May 17, 2016

05/17/2016 07:14 PM

Total Number of Voters : 11,739 of 0 = 0.00%

Precincts Reporting 63 of 63 = 100.00%

Party	Candidate	Absentee		Early		Election		Total	
Precinct A103 (Ballots Cast: 203)									
UNITED STATES SENATOR, Vote For 1									
	James R. GOULD	0	0.00%	0	0.00%	15	10.64%	15	10.64%
	Rand PAUL	0	0.00%	0	0.00%	119	84.40%	119	84.40%
	Stephen Howard SLAUGHTER	0	0.00%	0	0.00%	7	4.96%	7	4.96%
	Cast Votes:	0	0.00%	0	0.00%	141	98.60%	141	98.60%
	Over Votes:	0	0.00%	0	0.00%	0	0.00%	0	0.00%
	Under Votes:	0	0.00%	0	0.00%	2	1.40%	2	1.40%
STATE SENATOR 11th Senatorial District, Vote For 1									
	John SCHICKEL	0	0.00%	0	0.00%	98	71.01%	98	71.01%
	Josh L. TURNER	0	0.00%	0	0.00%	40	28.99%	40	28.99%
	Cast Votes:	0	0.00%	0	0.00%	138	96.50%	138	96.50%
	Over Votes:	0	0.00%	0	0.00%	0	0.00%	0	0.00%
	Under Votes:	0	0.00%	0	0.00%	5	3.50%	5	3.50%
PRESIDENT of the UNITED STATES, Vote For 1									
	Martin J. O'MALLEY	0	0.00%	0	0.00%	2	3.39%	2	3.39%
	Bernard "Bernie" SANDERS	0	0.00%	0	0.00%	28	47.46%	28	47.46%
	Hillary CLINTON	0	0.00%	0	0.00%	28	47.46%	28	47.46%
	Roque Rocky DE LA FUENTE	0	0.00%	0	0.00%	0	0.00%	0	0.00%
	"UNCOMMITTED"	0	0.00%	0	0.00%	1	1.69%	1	1.69%
	Cast Votes:	0	0.00%	0	0.00%	59	98.33%	59	98.33%
	Over Votes:	0	0.00%	0	0.00%	0	0.00%	0	0.00%
	Under Votes:	0	0.00%	0	0.00%	1	1.67%	1	1.67%
UNITED STATES SENATOR, Vote For 1									
	Ron LEACH	0	0.00%	0	0.00%	8	14.29%	8	14.29%
	Tom RECKTENWALD	0	0.00%	0	0.00%	8	14.29%	8	14.29%
	Grant T. SHORT	0	0.00%	0	0.00%	7	12.50%	7	12.50%
	Sellus WILDER	0	0.00%	0	0.00%	5	8.93%	5	8.93%
	Jim GRAY	0	0.00%	0	0.00%	17	30.36%	17	30.36%
	Rory HOULIHAN	0	0.00%	0	0.00%	8	14.29%	8	14.29%
	Jeff KENDER	0	0.00%	0	0.00%	3	5.36%	3	5.36%
	Cast Votes:	0	0.00%	0	0.00%	56	93.33%	56	93.33%
	Over Votes:	0	0.00%	0	0.00%	0	0.00%	0	0.00%
	Under Votes:	0	0.00%	0	0.00%	4	6.67%	4	6.67%

Precinct Report — Unofficial

PRESIDENTIAL PREFERENCE AND REGULAR PRIMARY — OFFICIAL BALLOT FOR BOONE COUNTY — May 17, 2016

05/17/2016 07:14 PM

Total Number of Voters : 11,739 of 0 = 0.00%

Precincts Reporting 63 of 63 = 100.00%

Party	Candidate	Absentee		Early		Election		Total	
Precinct A104 (Ballots Cast: 235)									
UNITED STATES SENATOR, Vote For 1									
	James R. GOULD	0	0.00%	0	0.00%	11	8.59%	11	8.59%
	Rand PAUL	0	0.00%	0	0.00%	107	83.59%	107	83.59%
	Stephen Howard SLAUGHTER	0	0.00%	0	0.00%	10	7.81%	10	7.81%
	Cast Votes:	0	0.00%	0	0.00%	128	96.97%	128	96.97%
	Over Votes:	0	0.00%	0	0.00%	0	0.00%	0	0.00%
	Under Votes:	0	0.00%	0	0.00%	4	3.03%	4	3.03%
STATE SENATOR 11th Senatorial District, Vote For 1									
	John SCHICKEL	0	0.00%	0	0.00%	103	79.84%	103	79.84%
	Josh L. TURNER	0	0.00%	0	0.00%	26	20.16%	26	20.16%
	Cast Votes:	0	0.00%	0	0.00%	129	97.73%	129	97.73%
	Over Votes:	0	0.00%	0	0.00%	0	0.00%	0	0.00%
	Under Votes:	0	0.00%	0	0.00%	3	2.27%	3	2.27%
PRESIDENT of the UNITED STATES, Vote For 1									
	Martin J. O'MALLEY	0	0.00%	0	0.00%	2	1.94%	2	1.94%
	Bernard "Bernie" SANDERS	0	0.00%	0	0.00%	42	40.78%	42	40.78%
	Hillary CLINTON	0	0.00%	0	0.00%	54	52.43%	54	52.43%
	Roque Rocky DE LA FUENTE	0	0.00%	0	0.00%	0	0.00%	0	0.00%
	"UNCOMMITTED"	0	0.00%	0	0.00%	5	4.85%	5	4.85%
	Cast Votes:	0	0.00%	0	0.00%	103	100.00%	103	100.00%
	Over Votes:	0	0.00%	0	0.00%	0	0.00%	0	0.00%
	Under Votes:	0	0.00%	0	0.00%	0	0.00%	0	0.00%
UNITED STATES SENATOR, Vote For 1									
	Ron LEACH	0	0.00%	0	0.00%	18	20.69%	18	20.69%
	Tom RECKTENWALD	0	0.00%	0	0.00%	13	14.94%	13	14.94%
	Grant T. SHORT	0	0.00%	0	0.00%	4	4.60%	4	4.60%
	Sellus WILDER	0	0.00%	0	0.00%	9	10.34%	9	10.34%
	Jim GRAY	0	0.00%	0	0.00%	30	34.48%	30	34.48%
	Rory HOULIHAN	0	0.00%	0	0.00%	9	10.34%	9	10.34%
	Jeff KENDER	0	0.00%	0	0.00%	4	4.60%	4	4.60%
	Cast Votes:	0	0.00%	0	0.00%	87	84.47%	87	84.47%
	Over Votes:	0	0.00%	0	0.00%	0	0.00%	0	0.00%
	Under Votes:	0	0.00%	0	0.00%	16	15.53%	16	15.53%

Total Number of Voters : 11,739 of 0 = 0.00%

Precincts Reporting 63 of 63 = 100.00%

Party	Candidate	Absentee		Early		Election		Total	
Precinct A105 (Ballots Cast: 124)									
UNITED STATES SENATOR, Vote For 1									
	James R. GOULD	0	0.00%	0	0.00%	9	13.24%	9	13.24%
	Rand PAUL	0	0.00%	0	0.00%	56	82.35%	56	82.35%
	Stephen Howard SLAUGHTER	0	0.00%	0	0.00%	3	4.41%	3	4.41%
	Cast Votes:	0	0.00%	0	0.00%	68	97.14%	68	97.14%
	Over Votes:	0	0.00%	0	0.00%	0	0.00%	0	0.00%
	Under Votes:	0	0.00%	0	0.00%	2	2.86%	2	2.86%
STATE SENATOR 11th Senatorial District, Vote For 1									
	John SCHICKEL	0	0.00%	0	0.00%	58	84.06%	58	84.06%
	Josh L. TURNER	0	0.00%	0	0.00%	11	15.94%	11	15.94%
	Cast Votes:	0	0.00%	0	0.00%	69	98.57%	69	98.57%
	Over Votes:	0	0.00%	0	0.00%	0	0.00%	0	0.00%
	Under Votes:	0	0.00%	0	0.00%	1	1.43%	1	1.43%
PRESIDENT of the UNITED STATES, Vote For 1									
	Martin J. O'MALLEY	0	0.00%	0	0.00%	0	0.00%	0	0.00%
	Bernard "Bernie" SANDERS	0	0.00%	0	0.00%	20	37.04%	20	37.04%
	Hillary CLINTON	0	0.00%	0	0.00%	33	61.11%	33	61.11%
	Roque Rocky DE LA FUENTE	0	0.00%	0	0.00%	0	0.00%	0	0.00%
	"UNCOMMITTED"	0	0.00%	0	0.00%	1	1.85%	1	1.85%
	Cast Votes:	0	0.00%	0	0.00%	54	100.00%	54	100.00%
	Over Votes:	0	0.00%	0	0.00%	0	0.00%	0	0.00%
	Under Votes:	0	0.00%	0	0.00%	0	0.00%	0	0.00%
UNITED STATES SENATOR, Vote For 1									
	Ron LEACH	0	0.00%	0	0.00%	5	12.20%	5	12.20%
	Tom RECKTENWALD	0	0.00%	0	0.00%	2	4.88%	2	4.88%
	Grant T. SHORT	0	0.00%	0	0.00%	0	0.00%	0	0.00%
	Sellus WILDER	0	0.00%	0	0.00%	9	21.95%	9	21.95%
	Jim GRAY	0	0.00%	0	0.00%	17	41.46%	17	41.46%
	Rory HOULIHAN	0	0.00%	0	0.00%	4	9.76%	4	9.76%
	Jeff KENDER	0	0.00%	0	0.00%	4	9.76%	4	9.76%
	Cast Votes:	0	0.00%	0	0.00%	41	75.93%	41	75.93%
	Over Votes:	0	0.00%	0	0.00%	0	0.00%	0	0.00%
	Under Votes:	0	0.00%	0	0.00%	13	24.07%	13	24.07%

Precinct Report — Unofficial

PRESIDENTIAL PREFERENCE AND REGULAR PRIMARY — OFFICIAL BALLOT FOR BOONE COUNTY — May 17, 2016

05/17/2016 07:14 PM

Total Number of Voters : 11,739 of 0 = 0.00%

Precincts Reporting 63 of 63 = 100.00%

Party	Candidate	Absentee		Early		Election		Total	
Precinct A106 (Ballots Cast: 141)									
UNITED STATES SENATOR, Vote For 1									
	James R. GOULD	0	0.00%	0	0.00%	9	13.04%	9	13.04%
	Rand PAUL	0	0.00%	0	0.00%	50	72.46%	50	72.46%
	Stephen Howard SLAUGHTER	0	0.00%	0	0.00%	10	14.49%	10	14.49%
	Cast Votes:	0	0.00%	0	0.00%	69	95.83%	69	95.83%
	Over Votes:	0	0.00%	0	0.00%	0	0.00%	0	0.00%
	Under Votes:	0	0.00%	0	0.00%	3	4.17%	3	4.17%
STATE SENATOR 11th Senatorial District, Vote For 1									
	John SCHICKEL	0	0.00%	0	0.00%	58	80.56%	58	80.56%
	Josh L. TURNER	0	0.00%	0	0.00%	14	19.44%	14	19.44%
	Cast Votes:	0	0.00%	0	0.00%	72	100.00%	72	100.00%
	Over Votes:	0	0.00%	0	0.00%	0	0.00%	0	0.00%
	Under Votes:	0	0.00%	0	0.00%	0	0.00%	0	0.00%
PRESIDENT of the UNITED STATES, Vote For 1									
	Martin J. O'MALLEY	0	0.00%	0	0.00%	0	0.00%	0	0.00%
	Bernard "Bernie" SANDERS	0	0.00%	0	0.00%	38	55.07%	38	55.07%
	Hillary CLINTON	0	0.00%	0	0.00%	30	43.48%	30	43.48%
	Roque Rocky DE LA FUENTE	0	0.00%	0	0.00%	0	0.00%	0	0.00%
	"UNCOMMITTED"	0	0.00%	0	0.00%	1	1.45%	1	1.45%
	Cast Votes:	0	0.00%	0	0.00%	69	100.00%	69	100.00%
	Over Votes:	0	0.00%	0	0.00%	0	0.00%	0	0.00%
	Under Votes:	0	0.00%	0	0.00%	0	0.00%	0	0.00%
UNITED STATES SENATOR, Vote For 1									
	Ron LEACH	0	0.00%	0	0.00%	5	8.93%	5	8.93%
	Tom RECKTENWALD	0	0.00%	0	0.00%	4	7.14%	4	7.14%
	Grant T. SHORT	0	0.00%	0	0.00%	5	8.93%	5	8.93%
	Sellus WILDER	0	0.00%	0	0.00%	15	26.79%	15	26.79%
	Jim GRAY	0	0.00%	0	0.00%	20	35.71%	20	35.71%
	Rory HOULIHAN	0	0.00%	0	0.00%	2	3.57%	2	3.57%
	Jeff KENDER	0	0.00%	0	0.00%	5	8.93%	5	8.93%
	Cast Votes:	0	0.00%	0	0.00%	56	81.16%	56	81.16%
	Over Votes:	0	0.00%	0	0.00%	0	0.00%	0	0.00%
	Under Votes:	0	0.00%	0	0.00%	13	18.84%	13	18.84%

Total Number of Voters : 11,739 of 0 = 0.00%

Precincts Reporting 63 of 63 = 100.00%

Party	Candidate	Absentee		Early		Election		Total	
Precinct A107 (Ballots Cast: 51)									
UNITED STATES SENATOR, Vote For 1									
	James R. GOULD	0	0.00%	0	0.00%	1	3.85%	1	3.85%
	Rand PAUL	0	0.00%	0	0.00%	25	96.15%	25	96.15%
	Stephen Howard SLAUGHTER	0	0.00%	0	0.00%	0	0.00%	0	0.00%
	Cast Votes:	0	0.00%	0	0.00%	26	92.86%	26	92.86%
	Over Votes:	0	0.00%	0	0.00%	0	0.00%	0	0.00%
	Under Votes:	0	0.00%	0	0.00%	2	7.14%	2	7.14%
STATE SENATOR 11th Senatorial District, Vote For 1									
	John SCHICKEL	0	0.00%	0	0.00%	20	76.92%	20	76.92%
	Josh L. TURNER	0	0.00%	0	0.00%	6	23.08%	6	23.08%
	Cast Votes:	0	0.00%	0	0.00%	26	92.86%	26	92.86%
	Over Votes:	0	0.00%	0	0.00%	0	0.00%	0	0.00%
	Under Votes:	0	0.00%	0	0.00%	2	7.14%	2	7.14%
PRESIDENT of the UNITED STATES, Vote For 1									
	Martin J. O'MALLEY	0	0.00%	0	0.00%	0	0.00%	0	0.00%
	Bernard "Bernie" SANDERS	0	0.00%	0	0.00%	10	43.48%	10	43.48%
	Hillary CLINTON	0	0.00%	0	0.00%	12	52.17%	12	52.17%
	Roque Rocky DE LA FUENTE	0	0.00%	0	0.00%	0	0.00%	0	0.00%
	"UNCOMMITTED"	0	0.00%	0	0.00%	1	4.35%	1	4.35%
	Cast Votes:	0	0.00%	0	0.00%	23	100.00%	23	100.00%
	Over Votes:	0	0.00%	0	0.00%	0	0.00%	0	0.00%
	Under Votes:	0	0.00%	0	0.00%	0	0.00%	0	0.00%
UNITED STATES SENATOR, Vote For 1									
	Ron LEACH	0	0.00%	0	0.00%	7	31.82%	7	31.82%
	Tom RECKTENWALD	0	0.00%	0	0.00%	0	0.00%	0	0.00%
	Grant T. SHORT	0	0.00%	0	0.00%	1	4.55%	1	4.55%
	Sellus WILDER	0	0.00%	0	0.00%	4	18.18%	4	18.18%
	Jim GRAY	0	0.00%	0	0.00%	6	27.27%	6	27.27%
	Rory HOULIHAN	0	0.00%	0	0.00%	1	4.55%	1	4.55%
	Jeff KENDER	0	0.00%	0	0.00%	3	13.64%	3	13.64%
	Cast Votes:	0	0.00%	0	0.00%	22	95.65%	22	95.65%
	Over Votes:	0	0.00%	0	0.00%	0	0.00%	0	0.00%
	Under Votes:	0	0.00%	0	0.00%	1	4.35%	1	4.35%

Precinct Report — Unofficial

PRESIDENTIAL PREFERENCE AND REGULAR PRIMARY — OFFICIAL BALLOT FOR BOONE COUNTY — May 17, 2016

05/17/2016 07:14 PM

Total Number of Voters : 11,739 of 0 = 0.00%

Precincts Reporting 63 of 63 = 100.00%

Party	Candidate	Absentee		Early		Election		Total	
Precinct A108 (Ballots Cast: 200)									
UNITED STATES SENATOR, Vote For 1									
	James R. GOULD	0	0.00%	0	0.00%	12	11.76%	12	11.76%
	Rand PAUL	0	0.00%	0	0.00%	85	83.33%	85	83.33%
	Stephen Howard SLAUGHTER	0	0.00%	0	0.00%	5	4.90%	5	4.90%
	Cast Votes:	0	0.00%	0	0.00%	102	99.03%	102	99.03%
	Over Votes:	0	0.00%	0	0.00%	0	0.00%	0	0.00%
	Under Votes:	0	0.00%	0	0.00%	1	0.97%	1	0.97%
STATE SENATOR 11th Senatorial District, Vote For 1									
	John SCHICKEL	0	0.00%	0	0.00%	86	83.50%	86	83.50%
	Josh L. TURNER	0	0.00%	0	0.00%	17	16.50%	17	16.50%
	Cast Votes:	0	0.00%	0	0.00%	103	100.00%	103	100.00%
	Over Votes:	0	0.00%	0	0.00%	0	0.00%	0	0.00%
	Under Votes:	0	0.00%	0	0.00%	0	0.00%	0	0.00%
PRESIDENT of the UNITED STATES, Vote For 1									
	Martin J. O'MALLEY	0	0.00%	0	0.00%	1	1.04%	1	1.04%
	Bernard "Bernie" SANDERS	0	0.00%	0	0.00%	49	51.04%	49	51.04%
	Hillary CLINTON	0	0.00%	0	0.00%	44	45.83%	44	45.83%
	Roque Rocky DE LA FUENTE	0	0.00%	0	0.00%	1	1.04%	1	1.04%
	"UNCOMMITTED"	0	0.00%	0	0.00%	1	1.04%	1	1.04%
	Cast Votes:	0	0.00%	0	0.00%	96	98.97%	96	98.97%
	Over Votes:	0	0.00%	0	0.00%	0	0.00%	0	0.00%
	Under Votes:	0	0.00%	0	0.00%	1	1.03%	1	1.03%
UNITED STATES SENATOR, Vote For 1									
	Ron LEACH	0	0.00%	0	0.00%	7	8.97%	7	8.97%
	Tom RECKTENWALD	0	0.00%	0	0.00%	10	12.82%	10	12.82%
	Grant T. SHORT	0	0.00%	0	0.00%	7	8.97%	7	8.97%
	Sellus WILDER	0	0.00%	0	0.00%	14	17.95%	14	17.95%
	Jim GRAY	0	0.00%	0	0.00%	29	37.18%	29	37.18%
	Rory HOULIHAN	0	0.00%	0	0.00%	8	10.26%	8	10.26%
	Jeff KENDER	0	0.00%	0	0.00%	3	3.85%	3	3.85%
	Cast Votes:	0	0.00%	0	0.00%	78	80.41%	78	80.41%
	Over Votes:	0	0.00%	0	0.00%	0	0.00%	0	0.00%
	Under Votes:	0	0.00%	0	0.00%	19	19.59%	19	19.59%

Precinct Report — Unofficial

PRESIDENTIAL PREFERENCE AND REGULAR PRIMARY — OFFICIAL BALLOT FOR BOONE COUNTY — May 17, 2016

05/17/2016 07:14 PM

Total Number of Voters : 11,739 of 0 = 0.00%

Precincts Reporting 63 of 63 = 100.00%

Party	Candidate	Absentee		Early		Election		Total	
Precinct A109 (Ballots Cast: 216)									
UNITED STATES SENATOR, Vote For 1									
	James R. GOULD	0	0.00%	0	0.00%	8	8.25%	8	8.25%
	Rand PAUL	0	0.00%	0	0.00%	79	81.44%	79	81.44%
	Stephen Howard SLAUGHTER	0	0.00%	0	0.00%	10	10.31%	10	10.31%
	Cast Votes:	0	0.00%	0	0.00%	97	100.00%	97	100.00%
	Over Votes:	0	0.00%	0	0.00%	0	0.00%	0	0.00%
	Under Votes:	0	0.00%	0	0.00%	0	0.00%	0	0.00%
STATE SENATOR 11th Senatorial District, Vote For 1									
	John SCHICKEL	0	0.00%	0	0.00%	70	76.92%	70	76.92%
	Josh L. TURNER	0	0.00%	0	0.00%	21	23.08%	21	23.08%
	Cast Votes:	0	0.00%	0	0.00%	91	93.81%	91	93.81%
	Over Votes:	0	0.00%	0	0.00%	0	0.00%	0	0.00%
	Under Votes:	0	0.00%	0	0.00%	6	6.19%	6	6.19%
PRESIDENT of the UNITED STATES, Vote For 1									
	Martin J. O'MALLEY	0	0.00%	0	0.00%	0	0.00%	0	0.00%
	Bernard "Bernie" SANDERS	0	0.00%	0	0.00%	69	57.98%	69	57.98%
	Hillary CLINTON	0	0.00%	0	0.00%	45	37.82%	45	37.82%
	Roque Rocky DE LA FUENTE	0	0.00%	0	0.00%	1	0.84%	1	0.84%
	"UNCOMMITTED"	0	0.00%	0	0.00%	4	3.36%	4	3.36%
	Cast Votes:	0	0.00%	0	0.00%	119	100.00%	119	100.00%
	Over Votes:	0	0.00%	0	0.00%	0	0.00%	0	0.00%
	Under Votes:	0	0.00%	0	0.00%	0	0.00%	0	0.00%
UNITED STATES SENATOR, Vote For 1									
	Ron LEACH	0	0.00%	0	0.00%	11	10.48%	11	10.48%
	Tom RECKTENWALD	0	0.00%	0	0.00%	10	9.52%	10	9.52%
	Grant T. SHORT	0	0.00%	0	0.00%	15	14.29%	15	14.29%
	Sellus WILDER	0	0.00%	0	0.00%	21	20.00%	21	20.00%
	Jim GRAY	0	0.00%	0	0.00%	32	30.48%	32	30.48%
	Rory HOULIHAN	0	0.00%	0	0.00%	7	6.67%	7	6.67%
	Jeff KENDER	0	0.00%	0	0.00%	9	8.57%	9	8.57%
	Cast Votes:	0	0.00%	0	0.00%	105	88.24%	105	88.24%
	Over Votes:	0	0.00%	0	0.00%	0	0.00%	0	0.00%
	Under Votes:	0	0.00%	0	0.00%	14	11.76%	14	11.76%

Total Number of Voters : 11,739 of 0 = 0.00%

Precincts Reporting 63 of 63 = 100.00%

Party	Candidate	Absentee		Early		Election		Total	
Precinct A110 (Ballots Cast: 140)									
UNITED STATES SENATOR, Vote For 1									
	James R. GOULD	0	0.00%	0	0.00%	6	8.11%	6	8.11%
	Rand PAUL	0	0.00%	0	0.00%	57	77.03%	57	77.03%
	Stephen Howard SLAUGHTER	0	0.00%	0	0.00%	11	14.86%	11	14.86%
	Cast Votes:	0	0.00%	0	0.00%	74	98.67%	74	98.67%
	Over Votes:	0	0.00%	0	0.00%	0	0.00%	0	0.00%
	Under Votes:	0	0.00%	0	0.00%	1	1.33%	1	1.33%
STATE SENATOR 11th Senatorial District, Vote For 1									
	John SCHICKEL	0	0.00%	0	0.00%	62	82.67%	62	82.67%
	Josh L. TURNER	0	0.00%	0	0.00%	13	17.33%	13	17.33%
	Cast Votes:	0	0.00%	0	0.00%	75	100.00%	75	100.00%
	Over Votes:	0	0.00%	0	0.00%	0	0.00%	0	0.00%
	Under Votes:	0	0.00%	0	0.00%	0	0.00%	0	0.00%
PRESIDENT of the UNITED STATES, Vote For 1									
	Martin J. O'MALLEY	0	0.00%	0	0.00%	1	1.54%	1	1.54%
	Bernard "Bernie" SANDERS	0	0.00%	0	0.00%	37	56.92%	37	56.92%
	Hillary CLINTON	0	0.00%	0	0.00%	23	35.38%	23	35.38%
	Roque Rocky DE LA FUENTE	0	0.00%	0	0.00%	0	0.00%	0	0.00%
	"UNCOMMITTED"	0	0.00%	0	0.00%	4	6.15%	4	6.15%
	Cast Votes:	0	0.00%	0	0.00%	65	100.00%	65	100.00%
	Over Votes:	0	0.00%	0	0.00%	0	0.00%	0	0.00%
	Under Votes:	0	0.00%	0	0.00%	0	0.00%	0	0.00%
UNITED STATES SENATOR, Vote For 1									
	Ron LEACH	0	0.00%	0	0.00%	15	26.32%	15	26.32%
	Tom RECKTENWALD	0	0.00%	0	0.00%	4	7.02%	4	7.02%
	Grant T. SHORT	0	0.00%	0	0.00%	6	10.53%	6	10.53%
	Sellus WILDER	0	0.00%	0	0.00%	8	14.04%	8	14.04%
	Jim GRAY	0	0.00%	0	0.00%	20	35.09%	20	35.09%
	Rory HOULIHAN	0	0.00%	0	0.00%	0	0.00%	0	0.00%
	Jeff KENDER	0	0.00%	0	0.00%	4	7.02%	4	7.02%
	Cast Votes:	0	0.00%	0	0.00%	57	87.69%	57	87.69%
	Over Votes:	0	0.00%	0	0.00%	0	0.00%	0	0.00%
	Under Votes:	0	0.00%	0	0.00%	8	12.31%	8	12.31%

Precinct Report — Unofficial

PRESIDENTIAL PREFERENCE AND REGULAR PRIMARY — OFFICIAL BALLOT FOR BOONE COUNTY — May 17, 2016

05/17/2016 07:14 PM

Total Number of Voters : 11,739 of 0 = 0.00%

Precincts Reporting 63 of 63 = 100.00%

Party	Candidate	Absentee		Early		Election		Total	
Precinct A111 (Ballots Cast: 206)									
UNITED STATES SENATOR, Vote For 1									
	James R. GOULD	0	0.00%	0	0.00%	11	12.09%	11	12.09%
	Rand PAUL	0	0.00%	0	0.00%	71	78.02%	71	78.02%
	Stephen Howard SLAUGHTER	0	0.00%	0	0.00%	9	9.89%	9	9.89%
	Cast Votes:	0	0.00%	0	0.00%	91	100.00%	91	100.00%
	Over Votes:	0	0.00%	0	0.00%	0	0.00%	0	0.00%
	Under Votes:	0	0.00%	0	0.00%	0	0.00%	0	0.00%
STATE SENATOR 11th Senatorial District, Vote For 1									
	John SCHICKEL	0	0.00%	0	0.00%	59	66.29%	59	66.29%
	Josh L. TURNER	0	0.00%	0	0.00%	30	33.71%	30	33.71%
	Cast Votes:	0	0.00%	0	0.00%	89	97.80%	89	97.80%
	Over Votes:	0	0.00%	0	0.00%	0	0.00%	0	0.00%
	Under Votes:	0	0.00%	0	0.00%	2	2.20%	2	2.20%
PRESIDENT of the UNITED STATES, Vote For 1									
	Martin J. O'MALLEY	0	0.00%	0	0.00%	2	1.74%	2	1.74%
	Bernard "Bernie" SANDERS	0	0.00%	0	0.00%	49	42.61%	49	42.61%
	Hillary CLINTON	0	0.00%	0	0.00%	63	54.78%	63	54.78%
	Roque Rocky DE LA FUENTE	0	0.00%	0	0.00%	0	0.00%	0	0.00%
	"UNCOMMITTED"	0	0.00%	0	0.00%	1	0.87%	1	0.87%
	Cast Votes:	0	0.00%	0	0.00%	115	100.00%	115	100.00%
	Over Votes:	0	0.00%	0	0.00%	0	0.00%	0	0.00%
	Under Votes:	0	0.00%	0	0.00%	0	0.00%	0	0.00%
UNITED STATES SENATOR, Vote For 1									
	Ron LEACH	0	0.00%	0	0.00%	12	12.37%	12	12.37%
	Tom RECKTENWALD	0	0.00%	0	0.00%	12	12.37%	12	12.37%
	Grant T. SHORT	0	0.00%	0	0.00%	14	14.43%	14	14.43%
	Sellus WILDER	0	0.00%	0	0.00%	11	11.34%	11	11.34%
	Jim GRAY	0	0.00%	0	0.00%	25	25.77%	25	25.77%
	Rory HOULIHAN	0	0.00%	0	0.00%	11	11.34%	11	11.34%
	Jeff KENDER	0	0.00%	0	0.00%	12	12.37%	12	12.37%
	Cast Votes:	0	0.00%	0	0.00%	97	84.35%	97	84.35%
	Over Votes:	0	0.00%	0	0.00%	0	0.00%	0	0.00%
	Under Votes:	0	0.00%	0	0.00%	18	15.65%	18	15.65%

Precinct Report — Unofficial

PRESIDENTIAL PREFERENCE AND REGULAR PRIMARY — OFFICIAL BALLOT FOR BOONE COUNTY — May 17, 2016

05/17/2016 07:14 PM

Total Number of Voters : 11,739 of 0 = 0.00%

Precincts Reporting 63 of 63 = 100.00%

Party	Candidate	Absentee		Early		Election		Total	
Precinct A112 (Ballots Cast: 121)									
UNITED STATES SENATOR, Vote For 1									
	James R. GOULD	0	0.00%	0	0.00%	4	6.35%	4	6.35%
	Rand PAUL	0	0.00%	0	0.00%	52	82.54%	52	82.54%
	Stephen Howard SLAUGHTER	0	0.00%	0	0.00%	7	11.11%	7	11.11%
	Cast Votes:	0	0.00%	0	0.00%	63	96.92%	63	96.92%
	Over Votes:	0	0.00%	0	0.00%	0	0.00%	0	0.00%
	Under Votes:	0	0.00%	0	0.00%	2	3.08%	2	3.08%
STATE SENATOR 11th Senatorial District, Vote For 1									
	John SCHICKEL	0	0.00%	0	0.00%	51	79.69%	51	79.69%
	Josh L. TURNER	0	0.00%	0	0.00%	13	20.31%	13	20.31%
	Cast Votes:	0	0.00%	0	0.00%	64	98.46%	64	98.46%
	Over Votes:	0	0.00%	0	0.00%	0	0.00%	0	0.00%
	Under Votes:	0	0.00%	0	0.00%	1	1.54%	1	1.54%
PRESIDENT of the UNITED STATES, Vote For 1									
	Martin J. O'MALLEY	0	0.00%	0	0.00%	0	0.00%	0	0.00%
	Bernard "Bernie" SANDERS	0	0.00%	0	0.00%	33	58.93%	33	58.93%
	Hillary CLINTON	0	0.00%	0	0.00%	20	35.71%	20	35.71%
	Roque Rocky DE LA FUENTE	0	0.00%	0	0.00%	0	0.00%	0	0.00%
	"UNCOMMITTED"	0	0.00%	0	0.00%	3	5.36%	3	5.36%
	Cast Votes:	0	0.00%	0	0.00%	56	100.00%	56	100.00%
	Over Votes:	0	0.00%	0	0.00%	0	0.00%	0	0.00%
	Under Votes:	0	0.00%	0	0.00%	0	0.00%	0	0.00%
UNITED STATES SENATOR, Vote For 1									
	Ron LEACH	0	0.00%	0	0.00%	14	27.45%	14	27.45%
	Tom RECKTENWALD	0	0.00%	0	0.00%	3	5.88%	3	5.88%
	Grant T. SHORT	0	0.00%	0	0.00%	4	7.84%	4	7.84%
	Sellus WILDER	0	0.00%	0	0.00%	7	13.73%	7	13.73%
	Jim GRAY	0	0.00%	0	0.00%	16	31.37%	16	31.37%
	Rory HOULIHAN	0	0.00%	0	0.00%	5	9.80%	5	9.80%
	Jeff KENDER	0	0.00%	0	0.00%	2	3.92%	2	3.92%
	Cast Votes:	0	0.00%	0	0.00%	51	91.07%	51	91.07%
	Over Votes:	0	0.00%	0	0.00%	0	0.00%	0	0.00%
	Under Votes:	0	0.00%	0	0.00%	5	8.93%	5	8.93%

Precinct Report — Unofficial

PRESIDENTIAL PREFERENCE AND REGULAR PRIMARY — OFFICIAL BALLOT FOR BOONE COUNTY — May 17, 2016

05/17/2016 07:14 PM

Total Number of Voters : 11,739 of 0 = 0.00%

Precincts Reporting 63 of 63 = 100.00%

Party	Candidate	Absentee		Early		Election		Total	
Precinct A113 (Ballots Cast: 189)									
UNITED STATES SENATOR, Vote For 1									
	James R. GOULD	0	0.00%	0	0.00%	17	20.48%	17	20.48%
	Rand PAUL	0	0.00%	0	0.00%	64	77.11%	64	77.11%
	Stephen Howard SLAUGHTER	0	0.00%	0	0.00%	2	2.41%	2	2.41%
	Cast Votes:	0	0.00%	0	0.00%	83	98.81%	83	98.81%
	Over Votes:	0	0.00%	0	0.00%	0	0.00%	0	0.00%
	Under Votes:	0	0.00%	0	0.00%	1	1.19%	1	1.19%
STATE SENATOR 11th Senatorial District, Vote For 1									
	John SCHICKEL	0	0.00%	0	0.00%	57	71.25%	57	71.25%
	Josh L. TURNER	0	0.00%	0	0.00%	23	28.75%	23	28.75%
	Cast Votes:	0	0.00%	0	0.00%	80	95.24%	80	95.24%
	Over Votes:	0	0.00%	0	0.00%	0	0.00%	0	0.00%
	Under Votes:	0	0.00%	0	0.00%	4	4.76%	4	4.76%
PRESIDENT of the UNITED STATES, Vote For 1									
	Martin J. O'MALLEY	0	0.00%	0	0.00%	0	0.00%	0	0.00%
	Bernard "Bernie" SANDERS	0	0.00%	0	0.00%	39	37.14%	39	37.14%
	Hillary CLINTON	0	0.00%	0	0.00%	59	56.19%	59	56.19%
	Roque Rocky DE LA FUENTE	0	0.00%	0	0.00%	0	0.00%	0	0.00%
	"UNCOMMITTED"	0	0.00%	0	0.00%	7	6.67%	7	6.67%
	Cast Votes:	0	0.00%	0	0.00%	105	100.00%	105	100.00%
	Over Votes:	0	0.00%	0	0.00%	0	0.00%	0	0.00%
	Under Votes:	0	0.00%	0	0.00%	0	0.00%	0	0.00%
UNITED STATES SENATOR, Vote For 1									
	Ron LEACH	0	0.00%	0	0.00%	15	16.30%	15	16.30%
	Tom RECKTENWALD	0	0.00%	0	0.00%	6	6.52%	6	6.52%
	Grant T. SHORT	0	0.00%	0	0.00%	7	7.61%	7	7.61%
	Sellus WILDER	0	0.00%	0	0.00%	10	10.87%	10	10.87%
	Jim GRAY	0	0.00%	0	0.00%	37	40.22%	37	40.22%
	Rory HOULIHAN	0	0.00%	0	0.00%	13	14.13%	13	14.13%
	Jeff KENDER	0	0.00%	0	0.00%	4	4.35%	4	4.35%
	Cast Votes:	0	0.00%	0	0.00%	92	87.62%	92	87.62%
	Over Votes:	0	0.00%	0	0.00%	0	0.00%	0	0.00%
	Under Votes:	0	0.00%	0	0.00%	13	12.38%	13	12.38%

Total Number of Voters : 11,739 of 0 = 0.00%

Precincts Reporting 63 of 63 = 100.00%

Party	Candidate	Absentee		Early		Election		Total	
Precinct A114 (Ballots Cast: 279)									
UNITED STATES SENATOR, Vote For 1									
	James R. GOULD	0	0.00%	0	0.00%	17	10.18%	17	10.18%
	Rand PAUL	0	0.00%	0	0.00%	138	82.63%	138	82.63%
	Stephen Howard SLAUGHTER	0	0.00%	0	0.00%	12	7.19%	12	7.19%
	Cast Votes:	0	0.00%	0	0.00%	167	97.66%	167	97.66%
	Over Votes:	0	0.00%	0	0.00%	0	0.00%	0	0.00%
	Under Votes:	0	0.00%	0	0.00%	4	2.34%	4	2.34%
STATE SENATOR 11th Senatorial District, Vote For 1									
	John SCHICKEL	0	0.00%	0	0.00%	127	76.51%	127	76.51%
	Josh L. TURNER	0	0.00%	0	0.00%	39	23.49%	39	23.49%
	Cast Votes:	0	0.00%	0	0.00%	166	97.08%	166	97.08%
	Over Votes:	0	0.00%	0	0.00%	0	0.00%	0	0.00%
	Under Votes:	0	0.00%	0	0.00%	5	2.92%	5	2.92%
PRESIDENT of the UNITED STATES, Vote For 1									
	Martin J. O'MALLEY	0	0.00%	0	0.00%	2	1.85%	2	1.85%
	Bernard "Bernie" SANDERS	0	0.00%	0	0.00%	40	37.04%	40	37.04%
	Hillary CLINTON	0	0.00%	0	0.00%	62	57.41%	62	57.41%
	Roque Rocky DE LA FUENTE	0	0.00%	0	0.00%	0	0.00%	0	0.00%
	"UNCOMMITTED"	0	0.00%	0	0.00%	4	3.70%	4	3.70%
	Cast Votes:	0	0.00%	0	0.00%	108	100.00%	108	100.00%
	Over Votes:	0	0.00%	0	0.00%	0	0.00%	0	0.00%
	Under Votes:	0	0.00%	0	0.00%	0	0.00%	0	0.00%
UNITED STATES SENATOR, Vote For 1									
	Ron LEACH	0	0.00%	0	0.00%	13	16.46%	13	16.46%
	Tom RECKTENWALD	0	0.00%	0	0.00%	8	10.13%	8	10.13%
	Grant T. SHORT	0	0.00%	0	0.00%	6	7.59%	6	7.59%
	Sellus WILDER	0	0.00%	0	0.00%	17	21.52%	17	21.52%
	Jim GRAY	0	0.00%	0	0.00%	20	25.32%	20	25.32%
	Rory HOULIHAN	0	0.00%	0	0.00%	8	10.13%	8	10.13%
	Jeff KENDER	0	0.00%	0	0.00%	7	8.86%	7	8.86%
	Cast Votes:	0	0.00%	0	0.00%	79	73.15%	79	73.15%
	Over Votes:	0	0.00%	0	0.00%	0	0.00%	0	0.00%
	Under Votes:	0	0.00%	0	0.00%	29	26.85%	29	26.85%

Precinct Report — Unofficial

PRESIDENTIAL PREFERENCE AND REGULAR PRIMARY — OFFICIAL BALLOT FOR BOONE COUNTY — May 17, 2016

05/17/2016 07:14 PM

Total Number of Voters : 11,739 of 0 = 0.00%

Precincts Reporting 63 of 63 = 100.00%

Party	Candidate	Absentee		Early		Election		Total	
Precinct A115 (Ballots Cast: 240)									
UNITED STATES SENATOR, Vote For 1									
	James R. GOULD	0	0.00%	0	0.00%	19	14.62%	19	14.62%
	Rand PAUL	0	0.00%	0	0.00%	96	73.85%	96	73.85%
	Stephen Howard SLAUGHTER	0	0.00%	0	0.00%	15	11.54%	15	11.54%
	Cast Votes:	0	0.00%	0	0.00%	130	99.24%	130	99.24%
	Over Votes:	0	0.00%	0	0.00%	0	0.00%	0	0.00%
	Under Votes:	0	0.00%	0	0.00%	1	0.76%	1	0.76%
STATE SENATOR 11th Senatorial District, Vote For 1									
	John SCHICKEL	0	0.00%	0	0.00%	109	83.85%	109	83.85%
	Josh L. TURNER	0	0.00%	0	0.00%	21	16.15%	21	16.15%
	Cast Votes:	0	0.00%	0	0.00%	130	99.24%	130	99.24%
	Over Votes:	0	0.00%	0	0.00%	0	0.00%	0	0.00%
	Under Votes:	0	0.00%	0	0.00%	1	0.76%	1	0.76%
PRESIDENT of the UNITED STATES, Vote For 1									
	Martin J. O'MALLEY	0	0.00%	0	0.00%	0	0.00%	0	0.00%
	Bernard "Bernie" SANDERS	0	0.00%	0	0.00%	55	50.46%	55	50.46%
	Hillary CLINTON	0	0.00%	0	0.00%	53	48.62%	53	48.62%
	Roque Rocky DE LA FUENTE	0	0.00%	0	0.00%	0	0.00%	0	0.00%
	"UNCOMMITTED"	0	0.00%	0	0.00%	1	0.92%	1	0.92%
	Cast Votes:	0	0.00%	0	0.00%	109	100.00%	109	100.00%
	Over Votes:	0	0.00%	0	0.00%	0	0.00%	0	0.00%
	Under Votes:	0	0.00%	0	0.00%	0	0.00%	0	0.00%
UNITED STATES SENATOR, Vote For 1									
	Ron LEACH	0	0.00%	0	0.00%	16	16.16%	16	16.16%
	Tom RECKTENWALD	0	0.00%	0	0.00%	3	3.03%	3	3.03%
	Grant T. SHORT	0	0.00%	0	0.00%	7	7.07%	7	7.07%
	Sellus WILDER	0	0.00%	0	0.00%	19	19.19%	19	19.19%
	Jim GRAY	0	0.00%	0	0.00%	37	37.37%	37	37.37%
	Rory HOULIHAN	0	0.00%	0	0.00%	10	10.10%	10	10.10%
	Jeff KENDER	0	0.00%	0	0.00%	7	7.07%	7	7.07%
	Cast Votes:	0	0.00%	0	0.00%	99	90.83%	99	90.83%
	Over Votes:	0	0.00%	0	0.00%	0	0.00%	0	0.00%
	Under Votes:	0	0.00%	0	0.00%	10	9.17%	10	9.17%

Party	Candidate	Absentee		Early		Election		Total	
Precinct A116 (Ballots Cast: 129)									
UNITED STATES SENATOR, Vote For 1									
	James R. GOULD	0	0.00%	0	0.00%	6	9.38%	6	9.38%
	Rand PAUL	0	0.00%	0	0.00%	54	84.38%	54	84.38%
	Stephen Howard SLAUGHTER	0	0.00%	0	0.00%	4	6.25%	4	6.25%
	Cast Votes:	0	0.00%	0	0.00%	64	95.52%	64	95.52%
	Over Votes:	0	0.00%	0	0.00%	0	0.00%	0	0.00%
	Under Votes:	0	0.00%	0	0.00%	3	4.48%	3	4.48%
STATE SENATOR 11th Senatorial District, Vote For 1									
	John SCHICKEL	0	0.00%	0	0.00%	55	84.62%	55	84.62%
	Josh L. TURNER	0	0.00%	0	0.00%	10	15.38%	10	15.38%
	Cast Votes:	0	0.00%	0	0.00%	65	97.01%	65	97.01%
	Over Votes:	0	0.00%	0	0.00%	0	0.00%	0	0.00%
	Under Votes:	0	0.00%	0	0.00%	2	2.99%	2	2.99%
PRESIDENT of the UNITED STATES, Vote For 1									
	Martin J. O'MALLEY	0	0.00%	0	0.00%	0	0.00%	0	0.00%
	Bernard "Bernie" SANDERS	0	0.00%	0	0.00%	26	41.94%	26	41.94%
	Hillary CLINTON	0	0.00%	0	0.00%	36	58.06%	36	58.06%
	Roque Rocky DE LA FUENTE	0	0.00%	0	0.00%	0	0.00%	0	0.00%
	"UNCOMMITTED"	0	0.00%	0	0.00%	0	0.00%	0	0.00%
	Cast Votes:	0	0.00%	0	0.00%	62	100.00%	62	100.00%
	Over Votes:	0	0.00%	0	0.00%	0	0.00%	0	0.00%
	Under Votes:	0	0.00%	0	0.00%	0	0.00%	0	0.00%
UNITED STATES SENATOR, Vote For 1									
	Ron LEACH	0	0.00%	0	0.00%	10	18.87%	10	18.87%
	Tom RECKTENWALD	0	0.00%	0	0.00%	8	15.09%	8	15.09%
	Grant T. SHORT	0	0.00%	0	0.00%	0	0.00%	0	0.00%
	Sellus WILDER	0	0.00%	0	0.00%	8	15.09%	8	15.09%
	Jim GRAY	0	0.00%	0	0.00%	23	43.40%	23	43.40%
	Rory HOULIHAN	0	0.00%	0	0.00%	1	1.89%	1	1.89%
	Jeff KENDER	0	0.00%	0	0.00%	3	5.66%	3	5.66%
	Cast Votes:	0	0.00%	0	0.00%	53	85.48%	53	85.48%
	Over Votes:	0	0.00%	0	0.00%	0	0.00%	0	0.00%
	Under Votes:	0	0.00%	0	0.00%	9	14.52%	9	14.52%

Party	Candidate	Absentee		Early		Election		Total	
Precinct A117 (Ballots Cast: 228)									
UNITED STATES SENATOR, Vote For 1									
	James R. GOULD	0	0.00%	0	0.00%	13	11.11%	13	11.11%
	Rand PAUL	0	0.00%	0	0.00%	97	82.91%	97	82.91%
	Stephen Howard SLAUGHTER	0	0.00%	0	0.00%	7	5.98%	7	5.98%
	Cast Votes:	0	0.00%	0	0.00%	117	97.50%	117	97.50%
	Over Votes:	0	0.00%	0	0.00%	0	0.00%	0	0.00%
	Under Votes:	0	0.00%	0	0.00%	3	2.50%	3	2.50%
STATE SENATOR 11th Senatorial District, Vote For 1									
	John SCHICKEL	0	0.00%	0	0.00%	93	80.87%	93	80.87%
	Josh L. TURNER	0	0.00%	0	0.00%	22	19.13%	22	19.13%
	Cast Votes:	0	0.00%	0	0.00%	115	95.83%	115	95.83%
	Over Votes:	0	0.00%	0	0.00%	0	0.00%	0	0.00%
	Under Votes:	0	0.00%	0	0.00%	5	4.17%	5	4.17%
PRESIDENT of the UNITED STATES, Vote For 1									
	Martin J. O'MALLEY	0	0.00%	0	0.00%	0	0.00%	0	0.00%
	Bernard "Bernie" SANDERS	0	0.00%	0	0.00%	49	45.79%	49	45.79%
	Hillary CLINTON	0	0.00%	0	0.00%	55	51.40%	55	51.40%
	Roque Rocky DE LA FUENTE	0	0.00%	0	0.00%	0	0.00%	0	0.00%
	"UNCOMMITTED"	0	0.00%	0	0.00%	3	2.80%	3	2.80%
	Cast Votes:	0	0.00%	0	0.00%	107	99.07%	107	99.07%
	Over Votes:	0	0.00%	0	0.00%	0	0.00%	0	0.00%
	Under Votes:	0	0.00%	0	0.00%	1	0.93%	1	0.93%
UNITED STATES SENATOR, Vote For 1									
	Ron LEACH	0	0.00%	0	0.00%	17	23.61%	17	23.61%
	Tom RECKTENWALD	0	0.00%	0	0.00%	8	11.11%	8	11.11%
	Grant T. SHORT	0	0.00%	0	0.00%	4	5.56%	4	5.56%
	Sellus WILDER	0	0.00%	0	0.00%	5	6.94%	5	6.94%
	Jim GRAY	0	0.00%	0	0.00%	31	43.06%	31	43.06%
	Rory HOULIHAN	0	0.00%	0	0.00%	4	5.56%	4	5.56%
	Jeff KENDER	0	0.00%	0	0.00%	3	4.17%	3	4.17%
	Cast Votes:	0	0.00%	0	0.00%	72	66.67%	72	66.67%
	Over Votes:	0	0.00%	0	0.00%	0	0.00%	0	0.00%
	Under Votes:	0	0.00%	0	0.00%	36	33.33%	36	33.33%

Precinct Report — Unofficial

PRESIDENTIAL PREFERENCE AND REGULAR PRIMARY — OFFICIAL BALLOT FOR BOONE COUNTY — May 17, 2016

05/17/2016 07:14 PM

Total Number of Voters : 11,739 of 0 = 0.00%

Precincts Reporting 63 of 63 = 100.00%

Party	Candidate	Absentee		Early		Election		Total	
Precinct A118 (Ballots Cast: 195)									
UNITED STATES SENATOR, Vote For 1									
	James R. GOULD	0	0.00%	0	0.00%	8	6.50%	8	6.50%
	Rand PAUL	0	0.00%	0	0.00%	106	86.18%	106	86.18%
	Stephen Howard SLAUGHTER	0	0.00%	0	0.00%	9	7.32%	9	7.32%
	Cast Votes:	0	0.00%	0	0.00%	123	93.89%	123	93.89%
	Over Votes:	0	0.00%	0	0.00%	0	0.00%	0	0.00%
	Under Votes:	0	0.00%	0	0.00%	8	6.11%	8	6.11%
STATE SENATOR 11th Senatorial District, Vote For 1									
	John SCHICKEL	0	0.00%	0	0.00%	112	86.15%	112	86.15%
	Josh L. TURNER	0	0.00%	0	0.00%	18	13.85%	18	13.85%
	Cast Votes:	0	0.00%	0	0.00%	130	99.24%	130	99.24%
	Over Votes:	0	0.00%	0	0.00%	0	0.00%	0	0.00%
	Under Votes:	0	0.00%	0	0.00%	1	0.76%	1	0.76%
PRESIDENT of the UNITED STATES, Vote For 1									
	Martin J. O'MALLEY	0	0.00%	0	0.00%	1	1.59%	1	1.59%
	Bernard "Bernie" SANDERS	0	0.00%	0	0.00%	27	42.86%	27	42.86%
	Hillary CLINTON	0	0.00%	0	0.00%	33	52.38%	33	52.38%
	Roque Rocky DE LA FUENTE	0	0.00%	0	0.00%	0	0.00%	0	0.00%
	"UNCOMMITTED"	0	0.00%	0	0.00%	2	3.17%	2	3.17%
	Cast Votes:	0	0.00%	0	0.00%	63	98.44%	63	98.44%
	Over Votes:	0	0.00%	0	0.00%	0	0.00%	0	0.00%
	Under Votes:	0	0.00%	0	0.00%	1	1.56%	1	1.56%
UNITED STATES SENATOR, Vote For 1									
	Ron LEACH	0	0.00%	0	0.00%	15	34.09%	15	34.09%
	Tom RECKTENWALD	0	0.00%	0	0.00%	1	2.27%	1	2.27%
	Grant T. SHORT	0	0.00%	0	0.00%	3	6.82%	3	6.82%
	Sellus WILDER	0	0.00%	0	0.00%	4	9.09%	4	9.09%
	Jim GRAY	0	0.00%	0	0.00%	15	34.09%	15	34.09%
	Rory HOULIHAN	0	0.00%	0	0.00%	4	9.09%	4	9.09%
	Jeff KENDER	0	0.00%	0	0.00%	2	4.55%	2	4.55%
	Cast Votes:	0	0.00%	0	0.00%	44	68.75%	44	68.75%
	Over Votes:	0	0.00%	0	0.00%	0	0.00%	0	0.00%
	Under Votes:	0	0.00%	0	0.00%	20	31.25%	20	31.25%

Precinct Report — Unofficial

PRESIDENTIAL PREFERENCE AND REGULAR PRIMARY — OFFICIAL BALLOT FOR BOONE COUNTY — May 17, 2016

05/17/2016 07:14 PM

Total Number of Voters : 11,739 of 0 = 0.00%

Precincts Reporting 63 of 63 = 100.00%

Party	Candidate	Absentee		Early		Election		Total	
Precinct A119 (Ballots Cast: 79)									
UNITED STATES SENATOR, Vote For 1									
	James R. GOULD	0	0.00%	0	0.00%	7	18.42%	7	18.42%
	Rand PAUL	0	0.00%	0	0.00%	29	76.32%	29	76.32%
	Stephen Howard SLAUGHTER	0	0.00%	0	0.00%	2	5.26%	2	5.26%
	Cast Votes:	0	0.00%	0	0.00%	38	100.00%	38	100.00%
	Over Votes:	0	0.00%	0	0.00%	0	0.00%	0	0.00%
	Under Votes:	0	0.00%	0	0.00%	0	0.00%	0	0.00%
STATE SENATOR 11th Senatorial District, Vote For 1									
	John SCHICKEL	0	0.00%	0	0.00%	27	72.97%	27	72.97%
	Josh L. TURNER	0	0.00%	0	0.00%	10	27.03%	10	27.03%
	Cast Votes:	0	0.00%	0	0.00%	37	97.37%	37	97.37%
	Over Votes:	0	0.00%	0	0.00%	0	0.00%	0	0.00%
	Under Votes:	0	0.00%	0	0.00%	1	2.63%	1	2.63%
PRESIDENT of the UNITED STATES, Vote For 1									
	Martin J. O'MALLEY	0	0.00%	0	0.00%	0	0.00%	0	0.00%
	Bernard "Bernie" SANDERS	0	0.00%	0	0.00%	19	46.34%	19	46.34%
	Hillary CLINTON	0	0.00%	0	0.00%	21	51.22%	21	51.22%
	Roque Rocky DE LA FUENTE	0	0.00%	0	0.00%	0	0.00%	0	0.00%
	"UNCOMMITTED"	0	0.00%	0	0.00%	1	2.44%	1	2.44%
	Cast Votes:	0	0.00%	0	0.00%	41	100.00%	41	100.00%
	Over Votes:	0	0.00%	0	0.00%	0	0.00%	0	0.00%
	Under Votes:	0	0.00%	0	0.00%	0	0.00%	0	0.00%
UNITED STATES SENATOR, Vote For 1									
	Ron LEACH	0	0.00%	0	0.00%	13	44.83%	13	44.83%
	Tom RECKTENWALD	0	0.00%	0	0.00%	3	10.34%	3	10.34%
	Grant T. SHORT	0	0.00%	0	0.00%	1	3.45%	1	3.45%
	Sellus WILDER	0	0.00%	0	0.00%	2	6.90%	2	6.90%
	Jim GRAY	0	0.00%	0	0.00%	4	13.79%	4	13.79%
	Rory HOULIHAN	0	0.00%	0	0.00%	4	13.79%	4	13.79%
	Jeff KENDER	0	0.00%	0	0.00%	2	6.90%	2	6.90%
	Cast Votes:	0	0.00%	0	0.00%	29	70.73%	29	70.73%
	Over Votes:	0	0.00%	0	0.00%	0	0.00%	0	0.00%
	Under Votes:	0	0.00%	0	0.00%	12	29.27%	12	29.27%

Total Number of Voters : 11,739 of 0 = 0.00%

Precincts Reporting 63 of 63 = 100.00%

Party	Candidate	Absentee		Early		Election		Total	
Precinct A120 (Ballots Cast: 241)									
UNITED STATES SENATOR, Vote For 1									
	James R. GOULD	0	0.00%	0	0.00%	19	13.19%	19	13.19%
	Rand PAUL	0	0.00%	0	0.00%	121	84.03%	121	84.03%
	Stephen Howard SLAUGHTER	0	0.00%	0	0.00%	4	2.78%	4	2.78%
	Cast Votes:	0	0.00%	0	0.00%	144	97.96%	144	97.96%
	Over Votes:	0	0.00%	0	0.00%	0	0.00%	0	0.00%
	Under Votes:	0	0.00%	0	0.00%	3	2.04%	3	2.04%
STATE SENATOR 11th Senatorial District, Vote For 1									
	John SCHICKEL	0	0.00%	0	0.00%	115	78.23%	115	78.23%
	Josh L. TURNER	0	0.00%	0	0.00%	32	21.77%	32	21.77%
	Cast Votes:	0	0.00%	0	0.00%	147	100.00%	147	100.00%
	Over Votes:	0	0.00%	0	0.00%	0	0.00%	0	0.00%
	Under Votes:	0	0.00%	0	0.00%	0	0.00%	0	0.00%
PRESIDENT of the UNITED STATES, Vote For 1									
	Martin J. O'MALLEY	0	0.00%	0	0.00%	3	3.19%	3	3.19%
	Bernard "Bernie" SANDERS	0	0.00%	0	0.00%	34	36.17%	34	36.17%
	Hillary CLINTON	0	0.00%	0	0.00%	53	56.38%	53	56.38%
	Roque Rocky DE LA FUENTE	0	0.00%	0	0.00%	0	0.00%	0	0.00%
	"UNCOMMITTED"	0	0.00%	0	0.00%	4	4.26%	4	4.26%
	Cast Votes:	0	0.00%	0	0.00%	94	100.00%	94	100.00%
	Over Votes:	0	0.00%	0	0.00%	0	0.00%	0	0.00%
	Under Votes:	0	0.00%	0	0.00%	0	0.00%	0	0.00%
UNITED STATES SENATOR, Vote For 1									
	Ron LEACH	0	0.00%	0	0.00%	13	17.57%	13	17.57%
	Tom RECKTENWALD	0	0.00%	0	0.00%	4	5.41%	4	5.41%
	Grant T. SHORT	0	0.00%	0	0.00%	4	5.41%	4	5.41%
	Sellus WILDER	0	0.00%	0	0.00%	14	18.92%	14	18.92%
	Jim GRAY	0	0.00%	0	0.00%	22	29.73%	22	29.73%
	Rory HOULIHAN	0	0.00%	0	0.00%	9	12.16%	9	12.16%
	Jeff KENDER	0	0.00%	0	0.00%	8	10.81%	8	10.81%
	Cast Votes:	0	0.00%	0	0.00%	74	78.72%	74	78.72%
	Over Votes:	0	0.00%	0	0.00%	0	0.00%	0	0.00%
	Under Votes:	0	0.00%	0	0.00%	20	21.28%	20	21.28%

Total Number of Voters : 11,739 of 0 = 0.00%

Precincts Reporting 63 of 63 = 100.00%

Party	Candidate	Absentee		Early		Election		Total	
Precinct A121 (Ballots Cast: 243)									
UNITED STATES SENATOR, Vote For 1									
	James R. GOULD	0	0.00%	0	0.00%	16	12.90%	16	12.90%
	Rand PAUL	0	0.00%	0	0.00%	100	80.65%	100	80.65%
	Stephen Howard SLAUGHTER	0	0.00%	0	0.00%	8	6.45%	8	6.45%
	Cast Votes:	0	0.00%	0	0.00%	124	99.20%	124	99.20%
	Over Votes:	0	0.00%	0	0.00%	0	0.00%	0	0.00%
	Under Votes:	0	0.00%	0	0.00%	1	0.80%	1	0.80%
STATE SENATOR 11th Senatorial District, Vote For 1									
	John SCHICKEL	0	0.00%	0	0.00%	92	74.19%	92	74.19%
	Josh L. TURNER	0	0.00%	0	0.00%	32	25.81%	32	25.81%
	Cast Votes:	0	0.00%	0	0.00%	124	99.20%	124	99.20%
	Over Votes:	0	0.00%	0	0.00%	0	0.00%	0	0.00%
	Under Votes:	0	0.00%	0	0.00%	1	0.80%	1	0.80%
PRESIDENT of the UNITED STATES, Vote For 1									
	Martin J. O'MALLEY	0	0.00%	0	0.00%	0	0.00%	0	0.00%
	Bernard "Bernie" SANDERS	0	0.00%	0	0.00%	54	46.15%	54	46.15%
	Hillary CLINTON	0	0.00%	0	0.00%	62	52.99%	62	52.99%
	Roque Rocky DE LA FUENTE	0	0.00%	0	0.00%	0	0.00%	0	0.00%
	"UNCOMMITTED"	0	0.00%	0	0.00%	1	0.85%	1	0.85%
	Cast Votes:	0	0.00%	0	0.00%	117	99.15%	117	99.15%
	Over Votes:	0	0.00%	0	0.00%	1	0.85%	1	0.85%
	Under Votes:	0	0.00%	0	0.00%	0	0.00%	0	0.00%
UNITED STATES SENATOR, Vote For 1									
	Ron LEACH	0	0.00%	0	0.00%	12	13.19%	12	13.19%
	Tom RECKTENWALD	0	0.00%	0	0.00%	8	8.79%	8	8.79%
	Grant T. SHORT	0	0.00%	0	0.00%	5	5.49%	5	5.49%
	Sellus WILDER	0	0.00%	0	0.00%	14	15.38%	14	15.38%
	Jim GRAY	0	0.00%	0	0.00%	46	50.55%	46	50.55%
	Rory HOULIHAN	0	0.00%	0	0.00%	2	2.20%	2	2.20%
	Jeff KENDER	0	0.00%	0	0.00%	4	4.40%	4	4.40%
	Cast Votes:	0	0.00%	0	0.00%	91	77.12%	91	77.12%
	Over Votes:	0	0.00%	0	0.00%	0	0.00%	0	0.00%
	Under Votes:	0	0.00%	0	0.00%	27	22.88%	27	22.88%

Total Number of Voters : 11,739 of 0 = 0.00%

Precincts Reporting 63 of 63 = 100.00%

Party	Candidate	Absentee		Early		Election		Total	
Precinct A122 (Ballots Cast: 146)									
UNITED STATES SENATOR, Vote For 1									
	James R. GOULD	0	0.00%	0	0.00%	11	14.10%	11	14.10%
	Rand PAUL	0	0.00%	0	0.00%	63	80.77%	63	80.77%
	Stephen Howard SLAUGHTER	0	0.00%	0	0.00%	4	5.13%	4	5.13%
	Cast Votes:	0	0.00%	0	0.00%	78	98.73%	78	98.73%
	Over Votes:	0	0.00%	0	0.00%	0	0.00%	0	0.00%
	Under Votes:	0	0.00%	0	0.00%	1	1.27%	1	1.27%
STATE SENATOR 11th Senatorial District, Vote For 1									
	John SCHICKEL	0	0.00%	0	0.00%	66	83.54%	66	83.54%
	Josh L. TURNER	0	0.00%	0	0.00%	13	16.46%	13	16.46%
	Cast Votes:	0	0.00%	0	0.00%	79	100.00%	79	100.00%
	Over Votes:	0	0.00%	0	0.00%	0	0.00%	0	0.00%
	Under Votes:	0	0.00%	0	0.00%	0	0.00%	0	0.00%
PRESIDENT of the UNITED STATES, Vote For 1									
	Martin J. O'MALLEY	0	0.00%	0	0.00%	0	0.00%	0	0.00%
	Bernard "Bernie" SANDERS	0	0.00%	0	0.00%	31	46.97%	31	46.97%
	Hillary CLINTON	0	0.00%	0	0.00%	31	46.97%	31	46.97%
	Roque Rocky DE LA FUENTE	0	0.00%	0	0.00%	0	0.00%	0	0.00%
	"UNCOMMITTED"	0	0.00%	0	0.00%	4	6.06%	4	6.06%
	Cast Votes:	0	0.00%	0	0.00%	66	98.51%	66	98.51%
	Over Votes:	0	0.00%	0	0.00%	0	0.00%	0	0.00%
	Under Votes:	0	0.00%	0	0.00%	1	1.49%	1	1.49%
UNITED STATES SENATOR, Vote For 1									
	Ron LEACH	0	0.00%	0	0.00%	11	18.33%	11	18.33%
	Tom RECKTENWALD	0	0.00%	0	0.00%	6	10.00%	6	10.00%
	Grant T. SHORT	0	0.00%	0	0.00%	4	6.67%	4	6.67%
	Sellus WILDER	0	0.00%	0	0.00%	8	13.33%	8	13.33%
	Jim GRAY	0	0.00%	0	0.00%	21	35.00%	21	35.00%
	Rory HOULIHAN	0	0.00%	0	0.00%	6	10.00%	6	10.00%
	Jeff KENDER	0	0.00%	0	0.00%	4	6.67%	4	6.67%
	Cast Votes:	0	0.00%	0	0.00%	60	89.55%	60	89.55%
	Over Votes:	0	0.00%	0	0.00%	0	0.00%	0	0.00%
	Under Votes:	0	0.00%	0	0.00%	7	10.45%	7	10.45%

Total Number of Voters : 11,739 of 0 = 0.00%

Precincts Reporting 63 of 63 = 100.00%

Party	Candidate	Absentee		Early		Election		Total	
Precinct A123 (Ballots Cast: 159)									
UNITED STATES SENATOR, Vote For 1									
	James R. GOULD	0	0.00%	0	0.00%	8	9.41%	8	9.41%
	Rand PAUL	0	0.00%	0	0.00%	75	88.24%	75	88.24%
	Stephen Howard SLAUGHTER	0	0.00%	0	0.00%	2	2.35%	2	2.35%
	Cast Votes:	0	0.00%	0	0.00%	85	98.84%	85	98.84%
	Over Votes:	0	0.00%	0	0.00%	0	0.00%	0	0.00%
	Under Votes:	0	0.00%	0	0.00%	1	1.16%	1	1.16%
STATE SENATOR 11th Senatorial District, Vote For 1									
	John SCHICKEL	0	0.00%	0	0.00%	67	77.91%	67	77.91%
	Josh L. TURNER	0	0.00%	0	0.00%	19	22.09%	19	22.09%
	Cast Votes:	0	0.00%	0	0.00%	86	100.00%	86	100.00%
	Over Votes:	0	0.00%	0	0.00%	0	0.00%	0	0.00%
	Under Votes:	0	0.00%	0	0.00%	0	0.00%	0	0.00%
PRESIDENT of the UNITED STATES, Vote For 1									
	Martin J. O'MALLEY	0	0.00%	0	0.00%	0	0.00%	0	0.00%
	Bernard "Bernie" SANDERS	0	0.00%	0	0.00%	49	67.12%	49	67.12%
	Hillary CLINTON	0	0.00%	0	0.00%	23	31.51%	23	31.51%
	Roque Rocky DE LA FUENTE	0	0.00%	0	0.00%	0	0.00%	0	0.00%
	"UNCOMMITTED"	0	0.00%	0	0.00%	1	1.37%	1	1.37%
	Cast Votes:	0	0.00%	0	0.00%	73	100.00%	73	100.00%
	Over Votes:	0	0.00%	0	0.00%	0	0.00%	0	0.00%
	Under Votes:	0	0.00%	0	0.00%	0	0.00%	0	0.00%
UNITED STATES SENATOR, Vote For 1									
	Ron LEACH	0	0.00%	0	0.00%	10	15.63%	10	15.63%
	Tom RECKTENWALD	0	0.00%	0	0.00%	6	9.38%	6	9.38%
	Grant T. SHORT	0	0.00%	0	0.00%	3	4.69%	3	4.69%
	Sellus WILDER	0	0.00%	0	0.00%	15	23.44%	15	23.44%
	Jim GRAY	0	0.00%	0	0.00%	16	25.00%	16	25.00%
	Rory HOULIHAN	0	0.00%	0	0.00%	7	10.94%	7	10.94%
	Jeff KENDER	0	0.00%	0	0.00%	7	10.94%	7	10.94%
	Cast Votes:	0	0.00%	0	0.00%	64	87.67%	64	87.67%
	Over Votes:	0	0.00%	0	0.00%	0	0.00%	0	0.00%
	Under Votes:	0	0.00%	0	0.00%	9	12.33%	9	12.33%

Precinct Report — Unofficial

PRESIDENTIAL PREFERENCE AND REGULAR PRIMARY — OFFICIAL BALLOT FOR BOONE COUNTY — May 17, 2016

05/17/2016 07:14 PM

Total Number of Voters : 11,739 of 0 = 0.00%

Precincts Reporting 63 of 63 = 100.00%

Party	Candidate	Absentee		Early		Election		Total	
Precinct B114 (Ballots Cast: 170)									
UNITED STATES SENATOR, Vote For 1									
	James R. GOULD	0	0.00%	0	0.00%	8	7.77%	8	7.77%
	Rand PAUL	0	0.00%	0	0.00%	90	87.38%	90	87.38%
	Stephen Howard SLAUGHTER	0	0.00%	0	0.00%	5	4.85%	5	4.85%
	Cast Votes:	0	0.00%	0	0.00%	103	100.00%	103	100.00%
	Over Votes:	0	0.00%	0	0.00%	0	0.00%	0	0.00%
	Under Votes:	0	0.00%	0	0.00%	0	0.00%	0	0.00%
STATE SENATOR 11th Senatorial District, Vote For 1									
	John SCHICKEL	0	0.00%	0	0.00%	91	88.35%	91	88.35%
	Josh L. TURNER	0	0.00%	0	0.00%	12	11.65%	12	11.65%
	Cast Votes:	0	0.00%	0	0.00%	103	100.00%	103	100.00%
	Over Votes:	0	0.00%	0	0.00%	0	0.00%	0	0.00%
	Under Votes:	0	0.00%	0	0.00%	0	0.00%	0	0.00%
PRESIDENT of the UNITED STATES, Vote For 1									
	Martin J. O'MALLEY	0	0.00%	0	0.00%	1	1.54%	1	1.54%
	Bernard "Bernie" SANDERS	0	0.00%	0	0.00%	31	47.69%	31	47.69%
	Hillary CLINTON	0	0.00%	0	0.00%	28	43.08%	28	43.08%
	Roque Rocky DE LA FUENTE	0	0.00%	0	0.00%	0	0.00%	0	0.00%
	"UNCOMMITTED"	0	0.00%	0	0.00%	5	7.69%	5	7.69%
	Cast Votes:	0	0.00%	0	0.00%	65	97.01%	65	97.01%
	Over Votes:	0	0.00%	0	0.00%	0	0.00%	0	0.00%
	Under Votes:	0	0.00%	0	0.00%	2	2.99%	2	2.99%
UNITED STATES SENATOR, Vote For 1									
	Ron LEACH	0	0.00%	0	0.00%	5	9.80%	5	9.80%
	Tom RECKTENWALD	0	0.00%	0	0.00%	3	5.88%	3	5.88%
	Grant T. SHORT	0	0.00%	0	0.00%	8	15.69%	8	15.69%
	Sellus WILDER	0	0.00%	0	0.00%	8	15.69%	8	15.69%
	Jim GRAY	0	0.00%	0	0.00%	16	31.37%	16	31.37%
	Rory HOULIHAN	0	0.00%	0	0.00%	7	13.73%	7	13.73%
	Jeff KENDER	0	0.00%	0	0.00%	4	7.84%	4	7.84%
	Cast Votes:	0	0.00%	0	0.00%	51	76.12%	51	76.12%
	Over Votes:	0	0.00%	0	0.00%	0	0.00%	0	0.00%
	Under Votes:	0	0.00%	0	0.00%	16	23.88%	16	23.88%

Total Number of Voters : 11,739 of 0 = 0.00%

Precincts Reporting 63 of 63 = 100.00%

Party	Candidate	Absentee		Early		Election		Total	
Precinct B115 (Ballots Cast: 106)									
UNITED STATES SENATOR, Vote For 1									
	James R. GOULD	0	0.00%	0	0.00%	5	9.26%	5	9.26%
	Rand PAUL	0	0.00%	0	0.00%	42	77.78%	42	77.78%
	Stephen Howard SLAUGHTER	0	0.00%	0	0.00%	7	12.96%	7	12.96%
	Cast Votes:	0	0.00%	0	0.00%	54	100.00%	54	100.00%
	Over Votes:	0	0.00%	0	0.00%	0	0.00%	0	0.00%
	Under Votes:	0	0.00%	0	0.00%	0	0.00%	0	0.00%
STATE SENATOR 11th Senatorial District, Vote For 1									
	John SCHICKEL	0	0.00%	0	0.00%	42	79.25%	42	79.25%
	Josh L. TURNER	0	0.00%	0	0.00%	11	20.75%	11	20.75%
	Cast Votes:	0	0.00%	0	0.00%	53	98.15%	53	98.15%
	Over Votes:	0	0.00%	0	0.00%	0	0.00%	0	0.00%
	Under Votes:	0	0.00%	0	0.00%	1	1.85%	1	1.85%
PRESIDENT of the UNITED STATES, Vote For 1									
	Martin J. O'MALLEY	0	0.00%	0	0.00%	1	1.92%	1	1.92%
	Bernard "Bernie" SANDERS	0	0.00%	0	0.00%	25	48.08%	25	48.08%
	Hillary CLINTON	0	0.00%	0	0.00%	23	44.23%	23	44.23%
	Roque Rocky DE LA FUENTE	0	0.00%	0	0.00%	0	0.00%	0	0.00%
	"UNCOMMITTED"	0	0.00%	0	0.00%	3	5.77%	3	5.77%
	Cast Votes:	0	0.00%	0	0.00%	52	100.00%	52	100.00%
	Over Votes:	0	0.00%	0	0.00%	0	0.00%	0	0.00%
	Under Votes:	0	0.00%	0	0.00%	0	0.00%	0	0.00%
UNITED STATES SENATOR, Vote For 1									
	Ron LEACH	0	0.00%	0	0.00%	3	6.98%	3	6.98%
	Tom RECKTENWALD	0	0.00%	0	0.00%	3	6.98%	3	6.98%
	Grant T. SHORT	0	0.00%	0	0.00%	8	18.60%	8	18.60%
	Sellus WILDER	0	0.00%	0	0.00%	13	30.23%	13	30.23%
	Jim GRAY	0	0.00%	0	0.00%	10	23.26%	10	23.26%
	Rory HOULIHAN	0	0.00%	0	0.00%	5	11.63%	5	11.63%
	Jeff KENDER	0	0.00%	0	0.00%	1	2.33%	1	2.33%
	Cast Votes:	0	0.00%	0	0.00%	43	82.69%	43	82.69%
	Over Votes:	0	0.00%	0	0.00%	0	0.00%	0	0.00%
	Under Votes:	0	0.00%	0	0.00%	9	17.31%	9	17.31%

Total Number of Voters : 11,739 of 0 = 0.00%

Precincts Reporting 63 of 63 = 100.00%

Party	Candidate	Absentee		Early		Election		Total	
Precinct B116 (Ballots Cast: 132)									
UNITED STATES SENATOR, Vote For 1									
	James R. GOULD	0	0.00%	0	0.00%	11	16.18%	11	16.18%
	Rand PAUL	0	0.00%	0	0.00%	55	80.88%	55	80.88%
	Stephen Howard SLAUGHTER	0	0.00%	0	0.00%	2	2.94%	2	2.94%
	Cast Votes:	0	0.00%	0	0.00%	68	100.00%	68	100.00%
	Over Votes:	0	0.00%	0	0.00%	0	0.00%	0	0.00%
	Under Votes:	0	0.00%	0	0.00%	0	0.00%	0	0.00%
STATE SENATOR 11th Senatorial District, Vote For 1									
	John SCHICKEL	0	0.00%	0	0.00%	58	85.29%	58	85.29%
	Josh L. TURNER	0	0.00%	0	0.00%	10	14.71%	10	14.71%
	Cast Votes:	0	0.00%	0	0.00%	68	100.00%	68	100.00%
	Over Votes:	0	0.00%	0	0.00%	0	0.00%	0	0.00%
	Under Votes:	0	0.00%	0	0.00%	0	0.00%	0	0.00%
PRESIDENT of the UNITED STATES, Vote For 1									
	Martin J. O'MALLEY	0	0.00%	0	0.00%	0	0.00%	0	0.00%
	Bernard "Bernie" SANDERS	0	0.00%	0	0.00%	27	42.19%	27	42.19%
	Hillary CLINTON	0	0.00%	0	0.00%	36	56.25%	36	56.25%
	Roque Rocky DE LA FUENTE	0	0.00%	0	0.00%	1	1.56%	1	1.56%
	"UNCOMMITTED"	0	0.00%	0	0.00%	0	0.00%	0	0.00%
	Cast Votes:	0	0.00%	0	0.00%	64	100.00%	64	100.00%
	Over Votes:	0	0.00%	0	0.00%	0	0.00%	0	0.00%
	Under Votes:	0	0.00%	0	0.00%	0	0.00%	0	0.00%
UNITED STATES SENATOR, Vote For 1									
	Ron LEACH	0	0.00%	0	0.00%	3	5.45%	3	5.45%
	Tom RECKTENWALD	0	0.00%	0	0.00%	5	9.09%	5	9.09%
	Grant T. SHORT	0	0.00%	0	0.00%	8	14.55%	8	14.55%
	Sellus WILDER	0	0.00%	0	0.00%	11	20.00%	11	20.00%
	Jim GRAY	0	0.00%	0	0.00%	20	36.36%	20	36.36%
	Rory HOULIHAN	0	0.00%	0	0.00%	6	10.91%	6	10.91%
	Jeff KENDER	0	0.00%	0	0.00%	2	3.64%	2	3.64%
	Cast Votes:	0	0.00%	0	0.00%	55	85.94%	55	85.94%
	Over Votes:	0	0.00%	0	0.00%	0	0.00%	0	0.00%
	Under Votes:	0	0.00%	0	0.00%	9	14.06%	9	14.06%

Total Number of Voters : 11,739 of 0 = 0.00%

Precincts Reporting 63 of 63 = 100.00%

Party	Candidate	Absentee		Early		Election		Total	
Precinct B117 (Ballots Cast: 243)									
UNITED STATES SENATOR, Vote For 1									
	James R. GOULD	0	0.00%	0	0.00%	20	18.18%	20	18.18%
	Rand PAUL	0	0.00%	0	0.00%	83	75.45%	83	75.45%
	Stephen Howard SLAUGHTER	0	0.00%	0	0.00%	7	6.36%	7	6.36%
	Cast Votes:	0	0.00%	0	0.00%	110	94.02%	110	94.02%
	Over Votes:	0	0.00%	0	0.00%	0	0.00%	0	0.00%
	Under Votes:	0	0.00%	0	0.00%	7	5.98%	7	5.98%
STATE SENATOR 11th Senatorial District, Vote For 1									
	John SCHICKEL	0	0.00%	0	0.00%	88	76.52%	88	76.52%
	Josh L. TURNER	0	0.00%	0	0.00%	27	23.48%	27	23.48%
	Cast Votes:	0	0.00%	0	0.00%	115	98.29%	115	98.29%
	Over Votes:	0	0.00%	0	0.00%	0	0.00%	0	0.00%
	Under Votes:	0	0.00%	0	0.00%	2	1.71%	2	1.71%
PRESIDENT of the UNITED STATES, Vote For 1									
	Martin J. O'MALLEY	0	0.00%	0	0.00%	1	0.79%	1	0.79%
	Bernard "Bernie" SANDERS	0	0.00%	0	0.00%	58	46.03%	58	46.03%
	Hillary CLINTON	0	0.00%	0	0.00%	64	50.79%	64	50.79%
	Roque Rocky DE LA FUENTE	0	0.00%	0	0.00%	2	1.59%	2	1.59%
	"UNCOMMITTED"	0	0.00%	0	0.00%	1	0.79%	1	0.79%
	Cast Votes:	0	0.00%	0	0.00%	126	100.00%	126	100.00%
	Over Votes:	0	0.00%	0	0.00%	0	0.00%	0	0.00%
	Under Votes:	0	0.00%	0	0.00%	0	0.00%	0	0.00%
UNITED STATES SENATOR, Vote For 1									
	Ron LEACH	0	0.00%	0	0.00%	17	16.19%	17	16.19%
	Tom RECKTENWALD	0	0.00%	0	0.00%	5	4.76%	5	4.76%
	Grant T. SHORT	0	0.00%	0	0.00%	7	6.67%	7	6.67%
	Sellus WILDER	0	0.00%	0	0.00%	16	15.24%	16	15.24%
	Jim GRAY	0	0.00%	0	0.00%	48	45.71%	48	45.71%
	Rory HOULIHAN	0	0.00%	0	0.00%	9	8.57%	9	8.57%
	Jeff KENDER	0	0.00%	0	0.00%	3	2.86%	3	2.86%
	Cast Votes:	0	0.00%	0	0.00%	105	83.33%	105	83.33%
	Over Votes:	0	0.00%	0	0.00%	0	0.00%	0	0.00%
	Under Votes:	0	0.00%	0	0.00%	21	16.67%	21	16.67%

Total Number of Voters : 11,739 of 0 = 0.00%

Precincts Reporting 63 of 63 = 100.00%

Party	Candidate	Absentee		Early		Election		Total	
Precinct B118 (Ballots Cast: 140)									
UNITED STATES SENATOR, Vote For 1									
	James R. GOULD	0	0.00%	0	0.00%	7	10.00%	7	10.00%
	Rand PAUL	0	0.00%	0	0.00%	60	85.71%	60	85.71%
	Stephen Howard SLAUGHTER	0	0.00%	0	0.00%	3	4.29%	3	4.29%
	Cast Votes:	0	0.00%	0	0.00%	70	95.89%	70	95.89%
	Over Votes:	0	0.00%	0	0.00%	0	0.00%	0	0.00%
	Under Votes:	0	0.00%	0	0.00%	3	4.11%	3	4.11%
STATE SENATOR 11th Senatorial District, Vote For 1									
	John SCHICKEL	0	0.00%	0	0.00%	62	86.11%	62	86.11%
	Josh L. TURNER	0	0.00%	0	0.00%	10	13.89%	10	13.89%
	Cast Votes:	0	0.00%	0	0.00%	72	98.63%	72	98.63%
	Over Votes:	0	0.00%	0	0.00%	0	0.00%	0	0.00%
	Under Votes:	0	0.00%	0	0.00%	1	1.37%	1	1.37%
PRESIDENT of the UNITED STATES, Vote For 1									
	Martin J. O'MALLEY	0	0.00%	0	0.00%	0	0.00%	0	0.00%
	Bernard "Bernie" SANDERS	0	0.00%	0	0.00%	24	35.82%	24	35.82%
	Hillary CLINTON	0	0.00%	0	0.00%	42	62.69%	42	62.69%
	Roque Rocky DE LA FUENTE	0	0.00%	0	0.00%	0	0.00%	0	0.00%
	"UNCOMMITTED"	0	0.00%	0	0.00%	1	1.49%	1	1.49%
	Cast Votes:	0	0.00%	0	0.00%	67	100.00%	67	100.00%
	Over Votes:	0	0.00%	0	0.00%	0	0.00%	0	0.00%
	Under Votes:	0	0.00%	0	0.00%	0	0.00%	0	0.00%
UNITED STATES SENATOR, Vote For 1									
	Ron LEACH	0	0.00%	0	0.00%	8	15.38%	8	15.38%
	Tom RECKTENWALD	0	0.00%	0	0.00%	7	13.46%	7	13.46%
	Grant T. SHORT	0	0.00%	0	0.00%	0	0.00%	0	0.00%
	Sellus WILDER	0	0.00%	0	0.00%	13	25.00%	13	25.00%
	Jim GRAY	0	0.00%	0	0.00%	21	40.38%	21	40.38%
	Rory HOULIHAN	0	0.00%	0	0.00%	0	0.00%	0	0.00%
	Jeff KENDER	0	0.00%	0	0.00%	3	5.77%	3	5.77%
	Cast Votes:	0	0.00%	0	0.00%	52	77.61%	52	77.61%
	Over Votes:	0	0.00%	0	0.00%	0	0.00%	0	0.00%
	Under Votes:	0	0.00%	0	0.00%	15	22.39%	15	22.39%

Total Number of Voters : 11,739 of 0 = 0.00%

Precincts Reporting 63 of 63 = 100.00%

Party	Candidate	Absentee		Early		Election		Total	
Precinct B119 (Ballots Cast: 148)									
UNITED STATES SENATOR, Vote For 1									
	James R. GOULD	0	0.00%	0	0.00%	15	18.99%	15	18.99%
	Rand PAUL	0	0.00%	0	0.00%	56	70.89%	56	70.89%
	Stephen Howard SLAUGHTER	0	0.00%	0	0.00%	8	10.13%	8	10.13%
	Cast Votes:	0	0.00%	0	0.00%	79	98.75%	79	98.75%
	Over Votes:	0	0.00%	0	0.00%	0	0.00%	0	0.00%
	Under Votes:	0	0.00%	0	0.00%	1	1.25%	1	1.25%
STATE SENATOR 11th Senatorial District, Vote For 1									
	John SCHICKEL	0	0.00%	0	0.00%	60	75.95%	60	75.95%
	Josh L. TURNER	0	0.00%	0	0.00%	19	24.05%	19	24.05%
	Cast Votes:	0	0.00%	0	0.00%	79	98.75%	79	98.75%
	Over Votes:	0	0.00%	0	0.00%	0	0.00%	0	0.00%
	Under Votes:	0	0.00%	0	0.00%	1	1.25%	1	1.25%
PRESIDENT of the UNITED STATES, Vote For 1									
	Martin J. O'MALLEY	0	0.00%	0	0.00%	0	0.00%	0	0.00%
	Bernard "Bernie" SANDERS	0	0.00%	0	0.00%	23	33.82%	23	33.82%
	Hillary CLINTON	0	0.00%	0	0.00%	45	66.18%	45	66.18%
	Roque Rocky DE LA FUENTE	0	0.00%	0	0.00%	0	0.00%	0	0.00%
	"UNCOMMITTED"	0	0.00%	0	0.00%	0	0.00%	0	0.00%
	Cast Votes:	0	0.00%	0	0.00%	68	100.00%	68	100.00%
	Over Votes:	0	0.00%	0	0.00%	0	0.00%	0	0.00%
	Under Votes:	0	0.00%	0	0.00%	0	0.00%	0	0.00%
UNITED STATES SENATOR, Vote For 1									
	Ron LEACH	0	0.00%	0	0.00%	9	20.45%	9	20.45%
	Tom RECKTENWALD	0	0.00%	0	0.00%	4	9.09%	4	9.09%
	Grant T. SHORT	0	0.00%	0	0.00%	2	4.55%	2	4.55%
	Sellus WILDER	0	0.00%	0	0.00%	11	25.00%	11	25.00%
	Jim GRAY	0	0.00%	0	0.00%	12	27.27%	12	27.27%
	Rory HOULIHAN	0	0.00%	0	0.00%	3	6.82%	3	6.82%
	Jeff KENDER	0	0.00%	0	0.00%	3	6.82%	3	6.82%
	Cast Votes:	0	0.00%	0	0.00%	44	64.71%	44	64.71%
	Over Votes:	0	0.00%	0	0.00%	0	0.00%	0	0.00%
	Under Votes:	0	0.00%	0	0.00%	24	35.29%	24	35.29%

Total Number of Voters : 11,739 of 0 = 0.00%

Precincts Reporting 63 of 63 = 100.00%

Party	Candidate	Absentee		Early		Election		Total	
Precinct B120 (Ballots Cast: 167)									
UNITED STATES SENATOR, Vote For 1									
	James R. GOULD	0	0.00%	0	0.00%	6	6.59%	6	6.59%
	Rand PAUL	0	0.00%	0	0.00%	79	86.81%	79	86.81%
	Stephen Howard SLAUGHTER	0	0.00%	0	0.00%	6	6.59%	6	6.59%
	Cast Votes:	0	0.00%	0	0.00%	91	98.91%	91	98.91%
	Over Votes:	0	0.00%	0	0.00%	0	0.00%	0	0.00%
	Under Votes:	0	0.00%	0	0.00%	1	1.09%	1	1.09%
STATE SENATOR 11th Senatorial District, Vote For 1									
	John SCHICKEL	0	0.00%	0	0.00%	86	94.51%	86	94.51%
	Josh L. TURNER	0	0.00%	0	0.00%	5	5.49%	5	5.49%
	Cast Votes:	0	0.00%	0	0.00%	91	98.91%	91	98.91%
	Over Votes:	0	0.00%	0	0.00%	0	0.00%	0	0.00%
	Under Votes:	0	0.00%	0	0.00%	1	1.09%	1	1.09%
PRESIDENT of the UNITED STATES, Vote For 1									
	Martin J. O'MALLEY	0	0.00%	0	0.00%	1	1.33%	1	1.33%
	Bernard "Bernie" SANDERS	0	0.00%	0	0.00%	32	42.67%	32	42.67%
	Hillary CLINTON	0	0.00%	0	0.00%	41	54.67%	41	54.67%
	Roque Rocky DE LA FUENTE	0	0.00%	0	0.00%	0	0.00%	0	0.00%
	"UNCOMMITTED"	0	0.00%	0	0.00%	1	1.33%	1	1.33%
	Cast Votes:	0	0.00%	0	0.00%	75	100.00%	75	100.00%
	Over Votes:	0	0.00%	0	0.00%	0	0.00%	0	0.00%
	Under Votes:	0	0.00%	0	0.00%	0	0.00%	0	0.00%
UNITED STATES SENATOR, Vote For 1									
	Ron LEACH	0	0.00%	0	0.00%	10	15.38%	10	15.38%
	Tom RECKTENWALD	0	0.00%	0	0.00%	4	6.15%	4	6.15%
	Grant T. SHORT	0	0.00%	0	0.00%	8	12.31%	8	12.31%
	Sellus WILDER	0	0.00%	0	0.00%	4	6.15%	4	6.15%
	Jim GRAY	0	0.00%	0	0.00%	33	50.77%	33	50.77%
	Rory HOULIHAN	0	0.00%	0	0.00%	4	6.15%	4	6.15%
	Jeff KENDER	0	0.00%	0	0.00%	2	3.08%	2	3.08%
	Cast Votes:	0	0.00%	0	0.00%	65	86.67%	65	86.67%
	Over Votes:	0	0.00%	0	0.00%	0	0.00%	0	0.00%
	Under Votes:	0	0.00%	0	0.00%	10	13.33%	10	13.33%

Total Number of Voters : 11,739 of 0 = 0.00%

Precincts Reporting 63 of 63 = 100.00%

Party	Candidate	Absentee		Early		Election		Total	
Precinct B121 (Ballots Cast: 316)									
UNITED STATES SENATOR, Vote For 1									
	James R. GOULD	0	0.00%	0	0.00%	23	12.99%	23	12.99%
	Rand PAUL	0	0.00%	0	0.00%	144	81.36%	144	81.36%
	Stephen Howard SLAUGHTER	0	0.00%	0	0.00%	10	5.65%	10	5.65%
	Cast Votes:	0	0.00%	0	0.00%	177	100.00%	177	100.00%
	Over Votes:	0	0.00%	0	0.00%	0	0.00%	0	0.00%
	Under Votes:	0	0.00%	0	0.00%	0	0.00%	0	0.00%
STATE SENATOR 11th Senatorial District, Vote For 1									
	John SCHICKEL	0	0.00%	0	0.00%	144	84.71%	144	84.71%
	Josh L. TURNER	0	0.00%	0	0.00%	26	15.29%	26	15.29%
	Cast Votes:	0	0.00%	0	0.00%	170	96.05%	170	96.05%
	Over Votes:	0	0.00%	0	0.00%	0	0.00%	0	0.00%
	Under Votes:	0	0.00%	0	0.00%	7	3.95%	7	3.95%
PRESIDENT of the UNITED STATES, Vote For 1									
	Martin J. O'MALLEY	0	0.00%	0	0.00%	0	0.00%	0	0.00%
	Bernard "Bernie" SANDERS	0	0.00%	0	0.00%	69	49.64%	69	49.64%
	Hillary CLINTON	0	0.00%	0	0.00%	66	47.48%	66	47.48%
	Roque Rocky DE LA FUENTE	0	0.00%	0	0.00%	2	1.44%	2	1.44%
	"UNCOMMITTED"	0	0.00%	0	0.00%	2	1.44%	2	1.44%
	Cast Votes:	0	0.00%	0	0.00%	139	100.00%	139	100.00%
	Over Votes:	0	0.00%	0	0.00%	0	0.00%	0	0.00%
	Under Votes:	0	0.00%	0	0.00%	0	0.00%	0	0.00%
UNITED STATES SENATOR, Vote For 1									
	Ron LEACH	0	0.00%	0	0.00%	18	15.93%	18	15.93%
	Tom RECKTENWALD	0	0.00%	0	0.00%	6	5.31%	6	5.31%
	Grant T. SHORT	0	0.00%	0	0.00%	11	9.73%	11	9.73%
	Sellus WILDER	0	0.00%	0	0.00%	22	19.47%	22	19.47%
	Jim GRAY	0	0.00%	0	0.00%	44	38.94%	44	38.94%
	Rory HOULIHAN	0	0.00%	0	0.00%	9	7.96%	9	7.96%
	Jeff KENDER	0	0.00%	0	0.00%	3	2.65%	3	2.65%
	Cast Votes:	0	0.00%	0	0.00%	113	81.29%	113	81.29%
	Over Votes:	0	0.00%	0	0.00%	0	0.00%	0	0.00%
	Under Votes:	0	0.00%	0	0.00%	26	18.71%	26	18.71%

Precinct Report — Unofficial

PRESIDENTIAL PREFERENCE AND REGULAR PRIMARY — OFFICIAL BALLOT FOR BOONE COUNTY — May 17, 2016

05/17/2016 07:14 PM

Total Number of Voters : 11,739 of 0 = 0.00%

Precincts Reporting 63 of 63 = 100.00%

Party	Candidate	Absentee		Early		Election		Total	
Precinct B122 (Ballots Cast: 204)									
UNITED STATES SENATOR, Vote For 1									
	James R. GOULD	0	0.00%	0	0.00%	14	11.97%	14	11.97%
	Rand PAUL	0	0.00%	0	0.00%	96	82.05%	96	82.05%
	Stephen Howard SLAUGHTER	0	0.00%	0	0.00%	7	5.98%	7	5.98%
	Cast Votes:	0	0.00%	0	0.00%	117	98.32%	117	98.32%
	Over Votes:	0	0.00%	0	0.00%	0	0.00%	0	0.00%
	Under Votes:	0	0.00%	0	0.00%	2	1.68%	2	1.68%
STATE SENATOR 11th Senatorial District, Vote For 1									
	John SCHICKEL	0	0.00%	0	0.00%	96	80.67%	96	80.67%
	Josh L. TURNER	0	0.00%	0	0.00%	23	19.33%	23	19.33%
	Cast Votes:	0	0.00%	0	0.00%	119	100.00%	119	100.00%
	Over Votes:	0	0.00%	0	0.00%	0	0.00%	0	0.00%
	Under Votes:	0	0.00%	0	0.00%	0	0.00%	0	0.00%
PRESIDENT of the UNITED STATES, Vote For 1									
	Martin J. O'MALLEY	0	0.00%	0	0.00%	3	3.57%	3	3.57%
	Bernard "Bernie" SANDERS	0	0.00%	0	0.00%	35	41.67%	35	41.67%
	Hillary CLINTON	0	0.00%	0	0.00%	42	50.00%	42	50.00%
	Roque Rocky DE LA FUENTE	0	0.00%	0	0.00%	1	1.19%	1	1.19%
	"UNCOMMITTED"	0	0.00%	0	0.00%	3	3.57%	3	3.57%
	Cast Votes:	0	0.00%	0	0.00%	84	98.82%	84	98.82%
	Over Votes:	0	0.00%	0	0.00%	0	0.00%	0	0.00%
	Under Votes:	0	0.00%	0	0.00%	1	1.18%	1	1.18%
UNITED STATES SENATOR, Vote For 1									
	Ron LEACH	0	0.00%	0	0.00%	11	14.86%	11	14.86%
	Tom RECKTENWALD	0	0.00%	0	0.00%	3	4.05%	3	4.05%
	Grant T. SHORT	0	0.00%	0	0.00%	4	5.41%	4	5.41%
	Sellus WILDER	0	0.00%	0	0.00%	15	20.27%	15	20.27%
	Jim GRAY	0	0.00%	0	0.00%	33	44.59%	33	44.59%
	Rory HOULIHAN	0	0.00%	0	0.00%	2	2.70%	2	2.70%
	Jeff KENDER	0	0.00%	0	0.00%	6	8.11%	6	8.11%
	Cast Votes:	0	0.00%	0	0.00%	74	87.06%	74	87.06%
	Over Votes:	0	0.00%	0	0.00%	0	0.00%	0	0.00%
	Under Votes:	0	0.00%	0	0.00%	11	12.94%	11	12.94%

Party	Candidate	Absentee		Early		Election		Total	
Precinct B123 (Ballots Cast: 300)									
UNITED STATES SENATOR, Vote For 1									
	James R. GOULD	0	0.00%	0	0.00%	22	13.92%	22	13.92%
	Rand PAUL	0	0.00%	0	0.00%	129	81.65%	129	81.65%
	Stephen Howard SLAUGHTER	0	0.00%	0	0.00%	7	4.43%	7	4.43%
	Cast Votes:	0	0.00%	0	0.00%	158	98.14%	158	98.14%
	Over Votes:	0	0.00%	0	0.00%	0	0.00%	0	0.00%
	Under Votes:	0	0.00%	0	0.00%	3	1.86%	3	1.86%
STATE SENATOR 11th Senatorial District, Vote For 1									
	John SCHICKEL	0	0.00%	0	0.00%	133	83.13%	133	83.13%
	Josh L. TURNER	0	0.00%	0	0.00%	27	16.88%	27	16.88%
	Cast Votes:	0	0.00%	0	0.00%	160	99.38%	160	99.38%
	Over Votes:	0	0.00%	0	0.00%	0	0.00%	0	0.00%
	Under Votes:	0	0.00%	0	0.00%	1	0.62%	1	0.62%
PRESIDENT of the UNITED STATES, Vote For 1									
	Martin J. O'MALLEY	0	0.00%	0	0.00%	1	0.72%	1	0.72%
	Bernard "Bernie" SANDERS	0	0.00%	0	0.00%	63	45.65%	63	45.65%
	Hillary CLINTON	0	0.00%	0	0.00%	70	50.72%	70	50.72%
	Roque Rocky DE LA FUENTE	0	0.00%	0	0.00%	0	0.00%	0	0.00%
	"UNCOMMITTED"	0	0.00%	0	0.00%	4	2.90%	4	2.90%
	Cast Votes:	0	0.00%	0	0.00%	138	99.28%	138	99.28%
	Over Votes:	0	0.00%	0	0.00%	0	0.00%	0	0.00%
	Under Votes:	0	0.00%	0	0.00%	1	0.72%	1	0.72%
UNITED STATES SENATOR, Vote For 1									
	Ron LEACH	0	0.00%	0	0.00%	15	13.16%	15	13.16%
	Tom RECKTENWALD	0	0.00%	0	0.00%	10	8.77%	10	8.77%
	Grant T. SHORT	0	0.00%	0	0.00%	7	6.14%	7	6.14%
	Sellus WILDER	0	0.00%	0	0.00%	20	17.54%	20	17.54%
	Jim GRAY	0	0.00%	0	0.00%	46	40.35%	46	40.35%
	Rory HOULIHAN	0	0.00%	0	0.00%	10	8.77%	10	8.77%
	Jeff KENDER	0	0.00%	0	0.00%	6	5.26%	6	5.26%
	Cast Votes:	0	0.00%	0	0.00%	114	82.01%	114	82.01%
	Over Votes:	0	0.00%	0	0.00%	0	0.00%	0	0.00%
	Under Votes:	0	0.00%	0	0.00%	25	17.99%	25	17.99%

Party	Candidate	Absentee		Early		Election		Total	
Precinct B124 (Ballots Cast: 237)									
UNITED STATES SENATOR, Vote For 1									
	James R. GOULD	0	0.00%	0	0.00%	6	5.36%	6	5.36%
	Rand PAUL	0	0.00%	0	0.00%	98	87.50%	98	87.50%
	Stephen Howard SLAUGHTER	0	0.00%	0	0.00%	8	7.14%	8	7.14%
	Cast Votes:	0	0.00%	0	0.00%	112	98.25%	112	98.25%
	Over Votes:	0	0.00%	0	0.00%	0	0.00%	0	0.00%
	Under Votes:	0	0.00%	0	0.00%	2	1.75%	2	1.75%
STATE SENATOR 11th Senatorial District, Vote For 1									
	John SCHICKEL	0	0.00%	0	0.00%	91	81.25%	91	81.25%
	Josh L. TURNER	0	0.00%	0	0.00%	21	18.75%	21	18.75%
	Cast Votes:	0	0.00%	0	0.00%	112	98.25%	112	98.25%
	Over Votes:	0	0.00%	0	0.00%	0	0.00%	0	0.00%
	Under Votes:	0	0.00%	0	0.00%	2	1.75%	2	1.75%
PRESIDENT of the UNITED STATES, Vote For 1									
	Martin J. O'MALLEY	0	0.00%	0	0.00%	1	0.81%	1	0.81%
	Bernard "Bernie" SANDERS	0	0.00%	0	0.00%	51	41.46%	51	41.46%
	Hillary CLINTON	0	0.00%	0	0.00%	70	56.91%	70	56.91%
	Roque Rocky DE LA FUENTE	0	0.00%	0	0.00%	0	0.00%	0	0.00%
	"UNCOMMITTED"	0	0.00%	0	0.00%	1	0.81%	1	0.81%
	Cast Votes:	0	0.00%	0	0.00%	123	100.00%	123	100.00%
	Over Votes:	0	0.00%	0	0.00%	0	0.00%	0	0.00%
	Under Votes:	0	0.00%	0	0.00%	0	0.00%	0	0.00%
UNITED STATES SENATOR, Vote For 1									
	Ron LEACH	0	0.00%	0	0.00%	16	17.02%	16	17.02%
	Tom RECKTENWALD	0	0.00%	0	0.00%	3	3.19%	3	3.19%
	Grant T. SHORT	0	0.00%	0	0.00%	3	3.19%	3	3.19%
	Sellus WILDER	0	0.00%	0	0.00%	21	22.34%	21	22.34%
	Jim GRAY	0	0.00%	0	0.00%	36	38.30%	36	38.30%
	Rory HOULIHAN	0	0.00%	0	0.00%	8	8.51%	8	8.51%
	Jeff KENDER	0	0.00%	0	0.00%	7	7.45%	7	7.45%
	Cast Votes:	0	0.00%	0	0.00%	94	76.42%	94	76.42%
	Over Votes:	0	0.00%	0	0.00%	0	0.00%	0	0.00%
	Under Votes:	0	0.00%	0	0.00%	29	23.58%	29	23.58%

Party	Candidate	Absentee		Early		Election		Total	
Precinct B125 (Ballots Cast: 218)									
UNITED STATES SENATOR, Vote For 1									
	James R. GOULD	0	0.00%	0	0.00%	10	10.53%	10	10.53%
	Rand PAUL	0	0.00%	0	0.00%	79	83.16%	79	83.16%
	Stephen Howard SLAUGHTER	0	0.00%	0	0.00%	6	6.32%	6	6.32%
	Cast Votes:	0	0.00%	0	0.00%	95	97.94%	95	97.94%
	Over Votes:	0	0.00%	0	0.00%	0	0.00%	0	0.00%
	Under Votes:	0	0.00%	0	0.00%	2	2.06%	2	2.06%
STATE SENATOR 11th Senatorial District, Vote For 1									
	John SCHICKEL	0	0.00%	0	0.00%	77	82.80%	77	82.80%
	Josh L. TURNER	0	0.00%	0	0.00%	16	17.20%	16	17.20%
	Cast Votes:	0	0.00%	0	0.00%	93	95.88%	93	95.88%
	Over Votes:	0	0.00%	0	0.00%	0	0.00%	0	0.00%
	Under Votes:	0	0.00%	0	0.00%	4	4.12%	4	4.12%
PRESIDENT of the UNITED STATES, Vote For 1									
	Martin J. O'MALLEY	0	0.00%	0	0.00%	1	0.83%	1	0.83%
	Bernard "Bernie" SANDERS	0	0.00%	0	0.00%	46	38.02%	46	38.02%
	Hillary CLINTON	0	0.00%	0	0.00%	73	60.33%	73	60.33%
	Roque Rocky DE LA FUENTE	0	0.00%	0	0.00%	0	0.00%	0	0.00%
	"UNCOMMITTED"	0	0.00%	0	0.00%	1	0.83%	1	0.83%
	Cast Votes:	0	0.00%	0	0.00%	121	100.00%	121	100.00%
	Over Votes:	0	0.00%	0	0.00%	0	0.00%	0	0.00%
	Under Votes:	0	0.00%	0	0.00%	0	0.00%	0	0.00%
UNITED STATES SENATOR, Vote For 1									
	Ron LEACH	0	0.00%	0	0.00%	17	17.17%	17	17.17%
	Tom RECKTENWALD	0	0.00%	0	0.00%	9	9.09%	9	9.09%
	Grant T. SHORT	0	0.00%	0	0.00%	5	5.05%	5	5.05%
	Sellus WILDER	0	0.00%	0	0.00%	19	19.19%	19	19.19%
	Jim GRAY	0	0.00%	0	0.00%	41	41.41%	41	41.41%
	Rory HOULIHAN	0	0.00%	0	0.00%	5	5.05%	5	5.05%
	Jeff KENDER	0	0.00%	0	0.00%	3	3.03%	3	3.03%
	Cast Votes:	0	0.00%	0	0.00%	99	81.82%	99	81.82%
	Over Votes:	0	0.00%	0	0.00%	0	0.00%	0	0.00%
	Under Votes:	0	0.00%	0	0.00%	22	18.18%	22	18.18%

Total Number of Voters : 11,739 of 0 = 0.00%

Precincts Reporting 63 of 63 = 100.00%

Party	Candidate	Absentee		Early		Election		Total	
Precinct B126 (Ballots Cast: 177)									
UNITED STATES SENATOR, Vote For 1									
	James R. GOULD	0	0.00%	0	0.00%	8	7.62%	8	7.62%
	Rand PAUL	0	0.00%	0	0.00%	89	84.76%	89	84.76%
	Stephen Howard SLAUGHTER	0	0.00%	0	0.00%	8	7.62%	8	7.62%
	Cast Votes:	0	0.00%	0	0.00%	105	99.06%	105	99.06%
	Over Votes:	0	0.00%	0	0.00%	0	0.00%	0	0.00%
	Under Votes:	0	0.00%	0	0.00%	1	0.94%	1	0.94%
STATE SENATOR 11th Senatorial District, Vote For 1									
	John SCHICKEL	0	0.00%	0	0.00%	82	77.36%	82	77.36%
	Josh L. TURNER	0	0.00%	0	0.00%	24	22.64%	24	22.64%
	Cast Votes:	0	0.00%	0	0.00%	106	100.00%	106	100.00%
	Over Votes:	0	0.00%	0	0.00%	0	0.00%	0	0.00%
	Under Votes:	0	0.00%	0	0.00%	0	0.00%	0	0.00%
PRESIDENT of the UNITED STATES, Vote For 1									
	Martin J. O'MALLEY	0	0.00%	0	0.00%	0	0.00%	0	0.00%
	Bernard "Bernie" SANDERS	0	0.00%	0	0.00%	33	46.48%	33	46.48%
	Hillary CLINTON	0	0.00%	0	0.00%	34	47.89%	34	47.89%
	Roque Rocky DE LA FUENTE	0	0.00%	0	0.00%	0	0.00%	0	0.00%
	"UNCOMMITTED"	0	0.00%	0	0.00%	4	5.63%	4	5.63%
	Cast Votes:	0	0.00%	0	0.00%	71	100.00%	71	100.00%
	Over Votes:	0	0.00%	0	0.00%	0	0.00%	0	0.00%
	Under Votes:	0	0.00%	0	0.00%	0	0.00%	0	0.00%
UNITED STATES SENATOR, Vote For 1									
	Ron LEACH	0	0.00%	0	0.00%	10	16.67%	10	16.67%
	Tom RECKTENWALD	0	0.00%	0	0.00%	5	8.33%	5	8.33%
	Grant T. SHORT	0	0.00%	0	0.00%	3	5.00%	3	5.00%
	Sellus WILDER	0	0.00%	0	0.00%	6	10.00%	6	10.00%
	Jim GRAY	0	0.00%	0	0.00%	29	48.33%	29	48.33%
	Rory HOULIHAN	0	0.00%	0	0.00%	3	5.00%	3	5.00%
	Jeff KENDER	0	0.00%	0	0.00%	4	6.67%	4	6.67%
	Cast Votes:	0	0.00%	0	0.00%	60	84.51%	60	84.51%
	Over Votes:	0	0.00%	0	0.00%	0	0.00%	0	0.00%
	Under Votes:	0	0.00%	0	0.00%	11	15.49%	11	15.49%

Total Number of Voters : 11,739 of 0 = 0.00%

Precincts Reporting 63 of 63 = 100.00%

Party	Candidate	Absentee		Early		Election		Total	
Precinct B127 (Ballots Cast: 188)									
UNITED STATES SENATOR, Vote For 1									
	James R. GOULD	0	0.00%	0	0.00%	4	4.44%	4	4.44%
	Rand PAUL	0	0.00%	0	0.00%	80	88.89%	80	88.89%
	Stephen Howard SLAUGHTER	0	0.00%	0	0.00%	6	6.67%	6	6.67%
	Cast Votes:	0	0.00%	0	0.00%	90	97.83%	90	97.83%
	Over Votes:	0	0.00%	0	0.00%	0	0.00%	0	0.00%
	Under Votes:	0	0.00%	0	0.00%	2	2.17%	2	2.17%
STATE SENATOR 11th Senatorial District, Vote For 1									
	John SCHICKEL	0	0.00%	0	0.00%	75	84.27%	75	84.27%
	Josh L. TURNER	0	0.00%	0	0.00%	14	15.73%	14	15.73%
	Cast Votes:	0	0.00%	0	0.00%	89	96.74%	89	96.74%
	Over Votes:	0	0.00%	0	0.00%	0	0.00%	0	0.00%
	Under Votes:	0	0.00%	0	0.00%	3	3.26%	3	3.26%
PRESIDENT of the UNITED STATES, Vote For 1									
	Martin J. O'MALLEY	0	0.00%	0	0.00%	1	1.04%	1	1.04%
	Bernard "Bernie" SANDERS	0	0.00%	0	0.00%	43	44.79%	43	44.79%
	Hillary CLINTON	0	0.00%	0	0.00%	48	50.00%	48	50.00%
	Roque Rocky DE LA FUENTE	0	0.00%	0	0.00%	0	0.00%	0	0.00%
	"UNCOMMITTED"	0	0.00%	0	0.00%	4	4.17%	4	4.17%
	Cast Votes:	0	0.00%	0	0.00%	96	100.00%	96	100.00%
	Over Votes:	0	0.00%	0	0.00%	0	0.00%	0	0.00%
	Under Votes:	0	0.00%	0	0.00%	0	0.00%	0	0.00%
UNITED STATES SENATOR, Vote For 1									
	Ron LEACH	0	0.00%	0	0.00%	16	21.62%	16	21.62%
	Tom RECKTENWALD	0	0.00%	0	0.00%	4	5.41%	4	5.41%
	Grant T. SHORT	0	0.00%	0	0.00%	5	6.76%	5	6.76%
	Sellus WILDER	0	0.00%	0	0.00%	8	10.81%	8	10.81%
	Jim GRAY	0	0.00%	0	0.00%	25	33.78%	25	33.78%
	Rory HOULIHAN	0	0.00%	0	0.00%	7	9.46%	7	9.46%
	Jeff KENDER	0	0.00%	0	0.00%	9	12.16%	9	12.16%
	Cast Votes:	0	0.00%	0	0.00%	74	77.08%	74	77.08%
	Over Votes:	0	0.00%	0	0.00%	0	0.00%	0	0.00%
	Under Votes:	0	0.00%	0	0.00%	22	22.92%	22	22.92%

Total Number of Voters : 11,739 of 0 = 0.00%

Precincts Reporting 63 of 63 = 100.00%

Party	Candidate	Absentee		Early		Election		Total	
Precinct B128 (Ballots Cast: 169)									
UNITED STATES SENATOR, Vote For 1									
	James R. GOULD	0	0.00%	0	0.00%	11	12.79%	11	12.79%
	Rand PAUL	0	0.00%	0	0.00%	73	84.88%	73	84.88%
	Stephen Howard SLAUGHTER	0	0.00%	0	0.00%	2	2.33%	2	2.33%
	Cast Votes:	0	0.00%	0	0.00%	86	96.63%	86	96.63%
	Over Votes:	0	0.00%	0	0.00%	0	0.00%	0	0.00%
	Under Votes:	0	0.00%	0	0.00%	3	3.37%	3	3.37%
STATE SENATOR 11th Senatorial District, Vote For 1									
	John SCHICKEL	0	0.00%	0	0.00%	72	81.82%	72	81.82%
	Josh L. TURNER	0	0.00%	0	0.00%	16	18.18%	16	18.18%
	Cast Votes:	0	0.00%	0	0.00%	88	98.88%	88	98.88%
	Over Votes:	0	0.00%	0	0.00%	0	0.00%	0	0.00%
	Under Votes:	0	0.00%	0	0.00%	1	1.12%	1	1.12%
PRESIDENT of the UNITED STATES, Vote For 1									
	Martin J. O'MALLEY	0	0.00%	0	0.00%	0	0.00%	0	0.00%
	Bernard "Bernie" SANDERS	0	0.00%	0	0.00%	38	47.50%	38	47.50%
	Hillary CLINTON	0	0.00%	0	0.00%	39	48.75%	39	48.75%
	Roque Rocky DE LA FUENTE	0	0.00%	0	0.00%	0	0.00%	0	0.00%
	"UNCOMMITTED"	0	0.00%	0	0.00%	3	3.75%	3	3.75%
	Cast Votes:	0	0.00%	0	0.00%	80	100.00%	80	100.00%
	Over Votes:	0	0.00%	0	0.00%	0	0.00%	0	0.00%
	Under Votes:	0	0.00%	0	0.00%	0	0.00%	0	0.00%
UNITED STATES SENATOR, Vote For 1									
	Ron LEACH	0	0.00%	0	0.00%	8	12.31%	8	12.31%
	Tom RECKTENWALD	0	0.00%	0	0.00%	4	6.15%	4	6.15%
	Grant T. SHORT	0	0.00%	0	0.00%	5	7.69%	5	7.69%
	Sellus WILDER	0	0.00%	0	0.00%	12	18.46%	12	18.46%
	Jim GRAY	0	0.00%	0	0.00%	23	35.38%	23	35.38%
	Rory HOULIHAN	0	0.00%	0	0.00%	3	4.62%	3	4.62%
	Jeff KENDER	0	0.00%	0	0.00%	10	15.38%	10	15.38%
	Cast Votes:	0	0.00%	0	0.00%	65	81.25%	65	81.25%
	Over Votes:	0	0.00%	0	0.00%	0	0.00%	0	0.00%
	Under Votes:	0	0.00%	0	0.00%	15	18.75%	15	18.75%

Total Number of Voters : 11,739 of 0 = 0.00%

Precincts Reporting 63 of 63 = 100.00%

Party	Candidate	Absentee		Early		Election		Total	
Precinct B129 (Ballots Cast: 177)									
UNITED STATES SENATOR, Vote For 1									
	James R. GOULD	0	0.00%	0	0.00%	5	5.56%	5	5.56%
	Rand PAUL	0	0.00%	0	0.00%	80	88.89%	80	88.89%
	Stephen Howard SLAUGHTER	0	0.00%	0	0.00%	5	5.56%	5	5.56%
	Cast Votes:	0	0.00%	0	0.00%	90	100.00%	90	100.00%
	Over Votes:	0	0.00%	0	0.00%	0	0.00%	0	0.00%
	Under Votes:	0	0.00%	0	0.00%	0	0.00%	0	0.00%
STATE SENATOR 11th Senatorial District, Vote For 1									
	John SCHICKEL	0	0.00%	0	0.00%	78	87.64%	78	87.64%
	Josh L. TURNER	0	0.00%	0	0.00%	11	12.36%	11	12.36%
	Cast Votes:	0	0.00%	0	0.00%	89	98.89%	89	98.89%
	Over Votes:	0	0.00%	0	0.00%	0	0.00%	0	0.00%
	Under Votes:	0	0.00%	0	0.00%	1	1.11%	1	1.11%
PRESIDENT of the UNITED STATES, Vote For 1									
	Martin J. O'MALLEY	0	0.00%	0	0.00%	0	0.00%	0	0.00%
	Bernard "Bernie" SANDERS	0	0.00%	0	0.00%	41	47.13%	41	47.13%
	Hillary CLINTON	0	0.00%	0	0.00%	44	50.57%	44	50.57%
	Roque Rocky DE LA FUENTE	0	0.00%	0	0.00%	0	0.00%	0	0.00%
	"UNCOMMITTED"	0	0.00%	0	0.00%	2	2.30%	2	2.30%
	Cast Votes:	0	0.00%	0	0.00%	87	100.00%	87	100.00%
	Over Votes:	0	0.00%	0	0.00%	0	0.00%	0	0.00%
	Under Votes:	0	0.00%	0	0.00%	0	0.00%	0	0.00%
UNITED STATES SENATOR, Vote For 1									
	Ron LEACH	0	0.00%	0	0.00%	7	9.59%	7	9.59%
	Tom RECKTENWALD	0	0.00%	0	0.00%	10	13.70%	10	13.70%
	Grant T. SHORT	0	0.00%	0	0.00%	4	5.48%	4	5.48%
	Sellus WILDER	0	0.00%	0	0.00%	11	15.07%	11	15.07%
	Jim GRAY	0	0.00%	0	0.00%	32	43.84%	32	43.84%
	Rory HOULIHAN	0	0.00%	0	0.00%	6	8.22%	6	8.22%
	Jeff KENDER	0	0.00%	0	0.00%	3	4.11%	3	4.11%
	Cast Votes:	0	0.00%	0	0.00%	73	83.91%	73	83.91%
	Over Votes:	0	0.00%	0	0.00%	0	0.00%	0	0.00%
	Under Votes:	0	0.00%	0	0.00%	14	16.09%	14	16.09%

Total Number of Voters : 11,739 of 0 = 0.00%

Precincts Reporting 63 of 63 = 100.00%

Party	Candidate	Absentee		Early		Election		Total	
Precinct B130 (Ballots Cast: 353)									
UNITED STATES SENATOR, Vote For 1									
	James R. GOULD	0	0.00%	0	0.00%	29	14.36%	29	14.36%
	Rand PAUL	0	0.00%	0	0.00%	157	77.72%	157	77.72%
	Stephen Howard SLAUGHTER	0	0.00%	0	0.00%	16	7.92%	16	7.92%
	Cast Votes:	0	0.00%	0	0.00%	202	99.51%	202	99.51%
	Over Votes:	0	0.00%	0	0.00%	0	0.00%	0	0.00%
	Under Votes:	0	0.00%	0	0.00%	1	0.49%	1	0.49%
STATE SENATOR 11th Senatorial District, Vote For 1									
	John SCHICKEL	0	0.00%	0	0.00%	165	82.91%	165	82.91%
	Josh L. TURNER	0	0.00%	0	0.00%	34	17.09%	34	17.09%
	Cast Votes:	0	0.00%	0	0.00%	199	98.03%	199	98.03%
	Over Votes:	0	0.00%	0	0.00%	0	0.00%	0	0.00%
	Under Votes:	0	0.00%	0	0.00%	4	1.97%	4	1.97%
PRESIDENT of the UNITED STATES, Vote For 1									
	Martin J. O'MALLEY	0	0.00%	0	0.00%	1	0.67%	1	0.67%
	Bernard "Bernie" SANDERS	0	0.00%	0	0.00%	54	36.00%	54	36.00%
	Hillary CLINTON	0	0.00%	0	0.00%	92	61.33%	92	61.33%
	Roque Rocky DE LA FUENTE	0	0.00%	0	0.00%	0	0.00%	0	0.00%
	"UNCOMMITTED"	0	0.00%	0	0.00%	3	2.00%	3	2.00%
	Cast Votes:	0	0.00%	0	0.00%	150	100.00%	150	100.00%
	Over Votes:	0	0.00%	0	0.00%	0	0.00%	0	0.00%
	Under Votes:	0	0.00%	0	0.00%	0	0.00%	0	0.00%
UNITED STATES SENATOR, Vote For 1									
	Ron LEACH	0	0.00%	0	0.00%	15	13.27%	15	13.27%
	Tom RECKTENWALD	0	0.00%	0	0.00%	12	10.62%	12	10.62%
	Grant T. SHORT	0	0.00%	0	0.00%	5	4.42%	5	4.42%
	Sellus WILDER	0	0.00%	0	0.00%	14	12.39%	14	12.39%
	Jim GRAY	0	0.00%	0	0.00%	56	49.56%	56	49.56%
	Rory HOULIHAN	0	0.00%	0	0.00%	9	7.96%	9	7.96%
	Jeff KENDER	0	0.00%	0	0.00%	2	1.77%	2	1.77%
	Cast Votes:	0	0.00%	0	0.00%	113	75.33%	113	75.33%
	Over Votes:	0	0.00%	0	0.00%	0	0.00%	0	0.00%
	Under Votes:	0	0.00%	0	0.00%	37	24.67%	37	24.67%

Total Number of Voters : 11,739 of 0 = 0.00%

Precincts Reporting 63 of 63 = 100.00%

Party	Candidate	Absentee		Early		Election		Total	
Precinct B131 (Ballots Cast: 272)									
UNITED STATES SENATOR, Vote For 1									
	James R. GOULD	0	0.00%	0	0.00%	15	10.64%	15	10.64%
	Rand PAUL	0	0.00%	0	0.00%	116	82.27%	116	82.27%
	Stephen Howard SLAUGHTER	0	0.00%	0	0.00%	10	7.09%	10	7.09%
	Cast Votes:	0	0.00%	0	0.00%	141	100.00%	141	100.00%
	Over Votes:	0	0.00%	0	0.00%	0	0.00%	0	0.00%
	Under Votes:	0	0.00%	0	0.00%	0	0.00%	0	0.00%
STATE SENATOR 11th Senatorial District, Vote For 1									
	John SCHICKEL	0	0.00%	0	0.00%	109	78.42%	109	78.42%
	Josh L. TURNER	0	0.00%	0	0.00%	30	21.58%	30	21.58%
	Cast Votes:	0	0.00%	0	0.00%	139	98.58%	139	98.58%
	Over Votes:	0	0.00%	0	0.00%	0	0.00%	0	0.00%
	Under Votes:	0	0.00%	0	0.00%	2	1.42%	2	1.42%
PRESIDENT of the UNITED STATES, Vote For 1									
	Martin J. O'MALLEY	0	0.00%	0	0.00%	1	0.77%	1	0.77%
	Bernard "Bernie" SANDERS	0	0.00%	0	0.00%	52	40.00%	52	40.00%
	Hillary CLINTON	0	0.00%	0	0.00%	74	56.92%	74	56.92%
	Roque Rocky DE LA FUENTE	0	0.00%	0	0.00%	0	0.00%	0	0.00%
	"UNCOMMITTED"	0	0.00%	0	0.00%	3	2.31%	3	2.31%
	Cast Votes:	0	0.00%	0	0.00%	130	99.24%	130	99.24%
	Over Votes:	0	0.00%	0	0.00%	0	0.00%	0	0.00%
	Under Votes:	0	0.00%	0	0.00%	1	0.76%	1	0.76%
UNITED STATES SENATOR, Vote For 1									
	Ron LEACH	0	0.00%	0	0.00%	17	16.83%	17	16.83%
	Tom RECKTENWALD	0	0.00%	0	0.00%	11	10.89%	11	10.89%
	Grant T. SHORT	0	0.00%	0	0.00%	6	5.94%	6	5.94%
	Sellus WILDER	0	0.00%	0	0.00%	26	25.74%	26	25.74%
	Jim GRAY	0	0.00%	0	0.00%	31	30.69%	31	30.69%
	Rory HOULIHAN	0	0.00%	0	0.00%	6	5.94%	6	5.94%
	Jeff KENDER	0	0.00%	0	0.00%	4	3.96%	4	3.96%
	Cast Votes:	0	0.00%	0	0.00%	101	77.10%	101	77.10%
	Over Votes:	0	0.00%	0	0.00%	0	0.00%	0	0.00%
	Under Votes:	0	0.00%	0	0.00%	30	22.90%	30	22.90%

Precinct Report — Unofficial

PRESIDENTIAL PREFERENCE AND REGULAR PRIMARY — OFFICIAL BALLOT FOR BOONE COUNTY — May 17, 2016

05/17/2016 07:14 PM

Total Number of Voters : 11,739 of 0 = 0.00%

Precincts Reporting 63 of 63 = 100.00%

Party	Candidate	Absentee		Early		Election		Total	
Precinct B132 (Ballots Cast: 227)									
UNITED STATES SENATOR, Vote For 1									
	James R. GOULD	0	0.00%	0	0.00%	10	8.26%	10	8.26%
	Rand PAUL	0	0.00%	0	0.00%	103	85.12%	103	85.12%
	Stephen Howard SLAUGHTER	0	0.00%	0	0.00%	8	6.61%	8	6.61%
	Cast Votes:	0	0.00%	0	0.00%	121	98.37%	121	98.37%
	Over Votes:	0	0.00%	0	0.00%	0	0.00%	0	0.00%
	Under Votes:	0	0.00%	0	0.00%	2	1.63%	2	1.63%
STATE SENATOR 11th Senatorial District, Vote For 1									
	John SCHICKEL	0	0.00%	0	0.00%	91	75.21%	91	75.21%
	Josh L. TURNER	0	0.00%	0	0.00%	30	24.79%	30	24.79%
	Cast Votes:	0	0.00%	0	0.00%	121	98.37%	121	98.37%
	Over Votes:	0	0.00%	0	0.00%	0	0.00%	0	0.00%
	Under Votes:	0	0.00%	0	0.00%	2	1.63%	2	1.63%
PRESIDENT of the UNITED STATES, Vote For 1									
	Martin J. O'MALLEY	0	0.00%	0	0.00%	1	0.96%	1	0.96%
	Bernard "Bernie" SANDERS	0	0.00%	0	0.00%	48	46.15%	48	46.15%
	Hillary CLINTON	0	0.00%	0	0.00%	54	51.92%	54	51.92%
	Roque Rocky DE LA FUENTE	0	0.00%	0	0.00%	0	0.00%	0	0.00%
	"UNCOMMITTED"	0	0.00%	0	0.00%	1	0.96%	1	0.96%
	Cast Votes:	0	0.00%	0	0.00%	104	100.00%	104	100.00%
	Over Votes:	0	0.00%	0	0.00%	0	0.00%	0	0.00%
	Under Votes:	0	0.00%	0	0.00%	0	0.00%	0	0.00%
UNITED STATES SENATOR, Vote For 1									
	Ron LEACH	0	0.00%	0	0.00%	7	8.05%	7	8.05%
	Tom RECKTENWALD	0	0.00%	0	0.00%	6	6.90%	6	6.90%
	Grant T. SHORT	0	0.00%	0	0.00%	5	5.75%	5	5.75%
	Sellus WILDER	0	0.00%	0	0.00%	18	20.69%	18	20.69%
	Jim GRAY	0	0.00%	0	0.00%	41	47.13%	41	47.13%
	Rory HOULIHAN	0	0.00%	0	0.00%	5	5.75%	5	5.75%
	Jeff KENDER	0	0.00%	0	0.00%	5	5.75%	5	5.75%
	Cast Votes:	0	0.00%	0	0.00%	87	83.65%	87	83.65%
	Over Votes:	0	0.00%	0	0.00%	0	0.00%	0	0.00%
	Under Votes:	0	0.00%	0	0.00%	17	16.35%	17	16.35%

Precinct Report — Unofficial

PRESIDENTIAL PREFERENCE AND REGULAR PRIMARY — OFFICIAL BALLOT FOR BOONE COUNTY — May 17, 2016

05/17/2016 07:14 PM

Total Number of Voters : 11,739 of 0 = 0.00%

Precincts Reporting 63 of 63 = 100.00%

Party	Candidate	Absentee		Early		Election		Total	
Precinct B133 (Ballots Cast: 198)									
UNITED STATES SENATOR, Vote For 1									
	James R. GOULD	0	0.00%	0	0.00%	15	16.13%	15	16.13%
	Rand PAUL	0	0.00%	0	0.00%	72	77.42%	72	77.42%
	Stephen Howard SLAUGHTER	0	0.00%	0	0.00%	6	6.45%	6	6.45%
	Cast Votes:	0	0.00%	0	0.00%	93	97.89%	93	97.89%
	Over Votes:	0	0.00%	0	0.00%	0	0.00%	0	0.00%
	Under Votes:	0	0.00%	0	0.00%	2	2.11%	2	2.11%
STATE SENATOR 11th Senatorial District, Vote For 1									
	John SCHICKEL	0	0.00%	0	0.00%	81	85.26%	81	85.26%
	Josh L. TURNER	0	0.00%	0	0.00%	14	14.74%	14	14.74%
	Cast Votes:	0	0.00%	0	0.00%	95	100.00%	95	100.00%
	Over Votes:	0	0.00%	0	0.00%	0	0.00%	0	0.00%
	Under Votes:	0	0.00%	0	0.00%	0	0.00%	0	0.00%
PRESIDENT of the UNITED STATES, Vote For 1									
	Martin J. O'MALLEY	0	0.00%	0	0.00%	1	0.98%	1	0.98%
	Bernard "Bernie" SANDERS	0	0.00%	0	0.00%	35	34.31%	35	34.31%
	Hillary CLINTON	0	0.00%	0	0.00%	61	59.80%	61	59.80%
	Roque Rocky DE LA FUENTE	0	0.00%	0	0.00%	0	0.00%	0	0.00%
	"UNCOMMITTED"	0	0.00%	0	0.00%	5	4.90%	5	4.90%
	Cast Votes:	0	0.00%	0	0.00%	102	99.03%	102	99.03%
	Over Votes:	0	0.00%	0	0.00%	0	0.00%	0	0.00%
	Under Votes:	0	0.00%	0	0.00%	1	0.97%	1	0.97%
UNITED STATES SENATOR, Vote For 1									
	Ron LEACH	0	0.00%	0	0.00%	12	14.46%	12	14.46%
	Tom RECKTENWALD	0	0.00%	0	0.00%	2	2.41%	2	2.41%
	Grant T. SHORT	0	0.00%	0	0.00%	8	9.64%	8	9.64%
	Sellus WILDER	0	0.00%	0	0.00%	8	9.64%	8	9.64%
	Jim GRAY	0	0.00%	0	0.00%	41	49.40%	41	49.40%
	Rory HOULIHAN	0	0.00%	0	0.00%	3	3.61%	3	3.61%
	Jeff KENDER	0	0.00%	0	0.00%	9	10.84%	9	10.84%
	Cast Votes:	0	0.00%	0	0.00%	83	80.58%	83	80.58%
	Over Votes:	0	0.00%	0	0.00%	0	0.00%	0	0.00%
	Under Votes:	0	0.00%	0	0.00%	20	19.42%	20	19.42%

Precinct Report — Unofficial

PRESIDENTIAL PREFERENCE AND REGULAR PRIMARY — OFFICIAL BALLOT FOR BOONE COUNTY — May 17, 2016

05/17/2016 07:14 PM

Total Number of Voters : 11,739 of 0 = 0.00%

Precincts Reporting 63 of 63 = 100.00%

Party	Candidate	Absentee		Early		Election		Total	
Precinct B134 (Ballots Cast: 189)									
UNITED STATES SENATOR, Vote For 1									
	James R. GOULD	0	0.00%	0	0.00%	11	10.58%	11	10.58%
	Rand PAUL	0	0.00%	0	0.00%	82	78.85%	82	78.85%
	Stephen Howard SLAUGHTER	0	0.00%	0	0.00%	11	10.58%	11	10.58%
	Cast Votes:	0	0.00%	0	0.00%	104	99.05%	104	99.05%
	Over Votes:	0	0.00%	0	0.00%	0	0.00%	0	0.00%
	Under Votes:	0	0.00%	0	0.00%	1	0.95%	1	0.95%
STATE SENATOR 11th Senatorial District, Vote For 1									
	John SCHICKEL	0	0.00%	0	0.00%	82	78.85%	82	78.85%
	Josh L. TURNER	0	0.00%	0	0.00%	22	21.15%	22	21.15%
	Cast Votes:	0	0.00%	0	0.00%	104	99.05%	104	99.05%
	Over Votes:	0	0.00%	0	0.00%	0	0.00%	0	0.00%
	Under Votes:	0	0.00%	0	0.00%	1	0.95%	1	0.95%
PRESIDENT of the UNITED STATES, Vote For 1									
	Martin J. O'MALLEY	0	0.00%	0	0.00%	0	0.00%	0	0.00%
	Bernard "Bernie" SANDERS	0	0.00%	0	0.00%	33	39.29%	33	39.29%
	Hillary CLINTON	0	0.00%	0	0.00%	50	59.52%	50	59.52%
	Roque Rocky DE LA FUENTE	0	0.00%	0	0.00%	0	0.00%	0	0.00%
	"UNCOMMITTED"	0	0.00%	0	0.00%	1	1.19%	1	1.19%
	Cast Votes:	0	0.00%	0	0.00%	84	100.00%	84	100.00%
	Over Votes:	0	0.00%	0	0.00%	0	0.00%	0	0.00%
	Under Votes:	0	0.00%	0	0.00%	0	0.00%	0	0.00%
UNITED STATES SENATOR, Vote For 1									
	Ron LEACH	0	0.00%	0	0.00%	12	18.18%	12	18.18%
	Tom RECKTENWALD	0	0.00%	0	0.00%	4	6.06%	4	6.06%
	Grant T. SHORT	0	0.00%	0	0.00%	2	3.03%	2	3.03%
	Sellus WILDER	0	0.00%	0	0.00%	8	12.12%	8	12.12%
	Jim GRAY	0	0.00%	0	0.00%	34	51.52%	34	51.52%
	Rory HOULIHAN	0	0.00%	0	0.00%	1	1.52%	1	1.52%
	Jeff KENDER	0	0.00%	0	0.00%	5	7.58%	5	7.58%
	Cast Votes:	0	0.00%	0	0.00%	66	78.57%	66	78.57%
	Over Votes:	0	0.00%	0	0.00%	0	0.00%	0	0.00%
	Under Votes:	0	0.00%	0	0.00%	18	21.43%	18	21.43%

Total Number of Voters : 11,739 of 0 = 0.00%

Precincts Reporting 63 of 63 = 100.00%

Party	Candidate	Absentee		Early		Election		Total	
Precinct C102 (Ballots Cast: 189)									
UNITED STATES SENATOR, Vote For 1									
	James R. GOULD	0	0.00%	0	0.00%	7	7.95%	7	7.95%
	Rand PAUL	0	0.00%	0	0.00%	74	84.09%	74	84.09%
	Stephen Howard SLAUGHTER	0	0.00%	0	0.00%	7	7.95%	7	7.95%
	Cast Votes:	0	0.00%	0	0.00%	88	98.88%	88	98.88%
	Over Votes:	0	0.00%	0	0.00%	0	0.00%	0	0.00%
	Under Votes:	0	0.00%	0	0.00%	1	1.12%	1	1.12%
STATE SENATOR 11th Senatorial District, Vote For 1									
	John SCHICKEL	0	0.00%	0	0.00%	76	86.36%	76	86.36%
	Josh L. TURNER	0	0.00%	0	0.00%	12	13.64%	12	13.64%
	Cast Votes:	0	0.00%	0	0.00%	88	98.88%	88	98.88%
	Over Votes:	0	0.00%	0	0.00%	0	0.00%	0	0.00%
	Under Votes:	0	0.00%	0	0.00%	1	1.12%	1	1.12%
PRESIDENT of the UNITED STATES, Vote For 1									
	Martin J. O'MALLEY	0	0.00%	0	0.00%	0	0.00%	0	0.00%
	Bernard "Bernie" SANDERS	0	0.00%	0	0.00%	52	52.53%	52	52.53%
	Hillary CLINTON	0	0.00%	0	0.00%	45	45.45%	45	45.45%
	Roque Rocky DE LA FUENTE	0	0.00%	0	0.00%	0	0.00%	0	0.00%
	"UNCOMMITTED"	0	0.00%	0	0.00%	2	2.02%	2	2.02%
	Cast Votes:	0	0.00%	0	0.00%	99	99.00%	99	99.00%
	Over Votes:	0	0.00%	0	0.00%	0	0.00%	0	0.00%
	Under Votes:	0	0.00%	0	0.00%	1	1.00%	1	1.00%
UNITED STATES SENATOR, Vote For 1									
	Ron LEACH	0	0.00%	0	0.00%	10	12.82%	10	12.82%
	Tom RECKTENWALD	0	0.00%	0	0.00%	4	5.13%	4	5.13%
	Grant T. SHORT	0	0.00%	0	0.00%	4	5.13%	4	5.13%
	Sellus WILDER	0	0.00%	0	0.00%	21	26.92%	21	26.92%
	Jim GRAY	0	0.00%	0	0.00%	36	46.15%	36	46.15%
	Rory HOULIHAN	0	0.00%	0	0.00%	1	1.28%	1	1.28%
	Jeff KENDER	0	0.00%	0	0.00%	2	2.56%	2	2.56%
	Cast Votes:	0	0.00%	0	0.00%	78	78.00%	78	78.00%
	Over Votes:	0	0.00%	0	0.00%	0	0.00%	0	0.00%
	Under Votes:	0	0.00%	0	0.00%	22	22.00%	22	22.00%

Total Number of Voters : 11,739 of 0 = 0.00%

Precincts Reporting 63 of 63 = 100.00%

Party	Candidate	Absentee		Early		Election		Total	
Precinct C110 (Ballots Cast: 174)									
UNITED STATES SENATOR, Vote For 1									
	James R. GOULD	0	0.00%	0	0.00%	10	14.29%	10	14.29%
	Rand PAUL	0	0.00%	0	0.00%	55	78.57%	55	78.57%
	Stephen Howard SLAUGHTER	0	0.00%	0	0.00%	5	7.14%	5	7.14%
	Cast Votes:	0	0.00%	0	0.00%	70	97.22%	70	97.22%
	Over Votes:	0	0.00%	0	0.00%	0	0.00%	0	0.00%
	Under Votes:	0	0.00%	0	0.00%	2	2.78%	2	2.78%
STATE SENATOR 11th Senatorial District, Vote For 1									
	John SCHICKEL	0	0.00%	0	0.00%	51	71.83%	51	71.83%
	Josh L. TURNER	0	0.00%	0	0.00%	20	28.17%	20	28.17%
	Cast Votes:	0	0.00%	0	0.00%	71	98.61%	71	98.61%
	Over Votes:	0	0.00%	0	0.00%	0	0.00%	0	0.00%
	Under Votes:	0	0.00%	0	0.00%	1	1.39%	1	1.39%
PRESIDENT of the UNITED STATES, Vote For 1									
	Martin J. O'MALLEY	0	0.00%	0	0.00%	0	0.00%	0	0.00%
	Bernard "Bernie" SANDERS	0	0.00%	0	0.00%	42	41.58%	42	41.58%
	Hillary CLINTON	0	0.00%	0	0.00%	58	57.43%	58	57.43%
	Roque Rocky DE LA FUENTE	0	0.00%	0	0.00%	0	0.00%	0	0.00%
	"UNCOMMITTED"	0	0.00%	0	0.00%	1	0.99%	1	0.99%
	Cast Votes:	0	0.00%	0	0.00%	101	99.02%	101	99.02%
	Over Votes:	0	0.00%	0	0.00%	0	0.00%	0	0.00%
	Under Votes:	0	0.00%	0	0.00%	1	0.98%	1	0.98%
UNITED STATES SENATOR, Vote For 1									
	Ron LEACH	0	0.00%	0	0.00%	11	12.94%	11	12.94%
	Tom RECKTENWALD	0	0.00%	0	0.00%	10	11.76%	10	11.76%
	Grant T. SHORT	0	0.00%	0	0.00%	7	8.24%	7	8.24%
	Sellus WILDER	0	0.00%	0	0.00%	15	17.65%	15	17.65%
	Jim GRAY	0	0.00%	0	0.00%	27	31.76%	27	31.76%
	Rory HOULIHAN	0	0.00%	0	0.00%	7	8.24%	7	8.24%
	Jeff KENDER	0	0.00%	0	0.00%	8	9.41%	8	9.41%
	Cast Votes:	0	0.00%	0	0.00%	85	83.33%	85	83.33%
	Over Votes:	0	0.00%	0	0.00%	0	0.00%	0	0.00%
	Under Votes:	0	0.00%	0	0.00%	17	16.67%	17	16.67%

Party	Candidate	Absentee		Early		Election		Total	
Precinct C117 (Ballots Cast: 197)									
UNITED STATES SENATOR, Vote For 1									
	James R. GOULD	0	0.00%	0	0.00%	5	4.95%	5	4.95%
	Rand PAUL	0	0.00%	0	0.00%	88	87.13%	88	87.13%
	Stephen Howard SLAUGHTER	0	0.00%	0	0.00%	8	7.92%	8	7.92%
	Cast Votes:	0	0.00%	0	0.00%	101	99.02%	101	99.02%
	Over Votes:	0	0.00%	0	0.00%	0	0.00%	0	0.00%
	Under Votes:	0	0.00%	0	0.00%	1	0.98%	1	0.98%
STATE SENATOR 11th Senatorial District, Vote For 1									
	John SCHICKEL	0	0.00%	0	0.00%	82	80.39%	82	80.39%
	Josh L. TURNER	0	0.00%	0	0.00%	20	19.61%	20	19.61%
	Cast Votes:	0	0.00%	0	0.00%	102	100.00%	102	100.00%
	Over Votes:	0	0.00%	0	0.00%	0	0.00%	0	0.00%
	Under Votes:	0	0.00%	0	0.00%	0	0.00%	0	0.00%
PRESIDENT of the UNITED STATES, Vote For 1									
	Martin J. O'MALLEY	0	0.00%	0	0.00%	0	0.00%	0	0.00%
	Bernard "Bernie" SANDERS	0	0.00%	0	0.00%	35	37.23%	35	37.23%
	Hillary CLINTON	0	0.00%	0	0.00%	56	59.57%	56	59.57%
	Roque Rocky DE LA FUENTE	0	0.00%	0	0.00%	0	0.00%	0	0.00%
	"UNCOMMITTED"	0	0.00%	0	0.00%	3	3.19%	3	3.19%
	Cast Votes:	0	0.00%	0	0.00%	94	98.95%	94	98.95%
	Over Votes:	0	0.00%	0	0.00%	0	0.00%	0	0.00%
	Under Votes:	0	0.00%	0	0.00%	1	1.05%	1	1.05%
UNITED STATES SENATOR, Vote For 1									
	Ron LEACH	0	0.00%	0	0.00%	8	9.76%	8	9.76%
	Tom RECKTENWALD	0	0.00%	0	0.00%	7	8.54%	7	8.54%
	Grant T. SHORT	0	0.00%	0	0.00%	6	7.32%	6	7.32%
	Sellus WILDER	0	0.00%	0	0.00%	15	18.29%	15	18.29%
	Jim GRAY	0	0.00%	0	0.00%	34	41.46%	34	41.46%
	Rory HOULIHAN	0	0.00%	0	0.00%	5	6.10%	5	6.10%
	Jeff KENDER	0	0.00%	0	0.00%	7	8.54%	7	8.54%
	Cast Votes:	0	0.00%	0	0.00%	82	86.32%	82	86.32%
	Over Votes:	0	0.00%	0	0.00%	0	0.00%	0	0.00%
	Under Votes:	0	0.00%	0	0.00%	13	13.68%	13	13.68%

Total Number of Voters : 11,739 of 0 = 0.00%

Precincts Reporting 63 of 63 = 100.00%

Party	Candidate	Absentee		Early		Election		Total	
Precinct C121 (Ballots Cast: 181)									
UNITED STATES SENATOR, Vote For 1									
	James R. GOULD	0	0.00%	0	0.00%	6	11.11%	6	11.11%
	Rand PAUL	0	0.00%	0	0.00%	46	85.19%	46	85.19%
	Stephen Howard SLAUGHTER	0	0.00%	0	0.00%	2	3.70%	2	3.70%
	Cast Votes:	0	0.00%	0	0.00%	54	96.43%	54	96.43%
	Over Votes:	0	0.00%	0	0.00%	0	0.00%	0	0.00%
	Under Votes:	0	0.00%	0	0.00%	2	3.57%	2	3.57%
STATE SENATOR 11th Senatorial District, Vote For 1									
	John SCHICKEL	0	0.00%	0	0.00%	42	77.78%	42	77.78%
	Josh L. TURNER	0	0.00%	0	0.00%	12	22.22%	12	22.22%
	Cast Votes:	0	0.00%	0	0.00%	54	96.43%	54	96.43%
	Over Votes:	0	0.00%	0	0.00%	0	0.00%	0	0.00%
	Under Votes:	0	0.00%	0	0.00%	2	3.57%	2	3.57%
PRESIDENT of the UNITED STATES, Vote For 1									
	Martin J. O'MALLEY	0	0.00%	0	0.00%	0	0.00%	0	0.00%
	Bernard "Bernie" SANDERS	0	0.00%	0	0.00%	59	47.97%	59	47.97%
	Hillary CLINTON	0	0.00%	0	0.00%	62	50.41%	62	50.41%
	Roque Rocky DE LA FUENTE	0	0.00%	0	0.00%	1	0.81%	1	0.81%
	"UNCOMMITTED"	0	0.00%	0	0.00%	1	0.81%	1	0.81%
	Cast Votes:	0	0.00%	0	0.00%	123	98.40%	123	98.40%
	Over Votes:	0	0.00%	0	0.00%	0	0.00%	0	0.00%
	Under Votes:	0	0.00%	0	0.00%	2	1.60%	2	1.60%
UNITED STATES SENATOR, Vote For 1									
	Ron LEACH	0	0.00%	0	0.00%	16	15.69%	16	15.69%
	Tom RECKTENWALD	0	0.00%	0	0.00%	9	8.82%	9	8.82%
	Grant T. SHORT	0	0.00%	0	0.00%	7	6.86%	7	6.86%
	Sellus WILDER	0	0.00%	0	0.00%	16	15.69%	16	15.69%
	Jim GRAY	0	0.00%	0	0.00%	40	39.22%	40	39.22%
	Rory HOULIHAN	0	0.00%	0	0.00%	8	7.84%	8	7.84%
	Jeff KENDER	0	0.00%	0	0.00%	6	5.88%	6	5.88%
	Cast Votes:	0	0.00%	0	0.00%	102	81.60%	102	81.60%
	Over Votes:	0	0.00%	0	0.00%	0	0.00%	0	0.00%
	Under Votes:	0	0.00%	0	0.00%	23	18.40%	23	18.40%

Total Number of Voters : 11,739 of 0 = 0.00%

Precincts Reporting 63 of 63 = 100.00%

Party	Candidate	Absentee		Early		Election		Total	
Precinct C123 (Ballots Cast: 97)									
UNITED STATES SENATOR, Vote For 1									
	James R. GOULD	0	0.00%	0	0.00%	4	10.00%	4	10.00%
	Rand PAUL	0	0.00%	0	0.00%	32	80.00%	32	80.00%
	Stephen Howard SLAUGHTER	0	0.00%	0	0.00%	4	10.00%	4	10.00%
	Cast Votes:	0	0.00%	0	0.00%	40	100.00%	40	100.00%
	Over Votes:	0	0.00%	0	0.00%	0	0.00%	0	0.00%
	Under Votes:	0	0.00%	0	0.00%	0	0.00%	0	0.00%
STATE SENATOR 11th Senatorial District, Vote For 1									
	John SCHICKEL	0	0.00%	0	0.00%	27	69.23%	27	69.23%
	Josh L. TURNER	0	0.00%	0	0.00%	12	30.77%	12	30.77%
	Cast Votes:	0	0.00%	0	0.00%	39	97.50%	39	97.50%
	Over Votes:	0	0.00%	0	0.00%	0	0.00%	0	0.00%
	Under Votes:	0	0.00%	0	0.00%	1	2.50%	1	2.50%
PRESIDENT of the UNITED STATES, Vote For 1									
	Martin J. O'MALLEY	0	0.00%	0	0.00%	2	3.51%	2	3.51%
	Bernard "Bernie" SANDERS	0	0.00%	0	0.00%	21	36.84%	21	36.84%
	Hillary CLINTON	0	0.00%	0	0.00%	31	54.39%	31	54.39%
	Roque Rocky DE LA FUENTE	0	0.00%	0	0.00%	0	0.00%	0	0.00%
	"UNCOMMITTED"	0	0.00%	0	0.00%	3	5.26%	3	5.26%
	Cast Votes:	0	0.00%	0	0.00%	57	100.00%	57	100.00%
	Over Votes:	0	0.00%	0	0.00%	0	0.00%	0	0.00%
	Under Votes:	0	0.00%	0	0.00%	0	0.00%	0	0.00%
UNITED STATES SENATOR, Vote For 1									
	Ron LEACH	0	0.00%	0	0.00%	9	17.65%	9	17.65%
	Tom RECKTENWALD	0	0.00%	0	0.00%	5	9.80%	5	9.80%
	Grant T. SHORT	0	0.00%	0	0.00%	2	3.92%	2	3.92%
	Sellus WILDER	0	0.00%	0	0.00%	6	11.76%	6	11.76%
	Jim GRAY	0	0.00%	0	0.00%	20	39.22%	20	39.22%
	Rory HOULIHAN	0	0.00%	0	0.00%	5	9.80%	5	9.80%
	Jeff KENDER	0	0.00%	0	0.00%	4	7.84%	4	7.84%
	Cast Votes:	0	0.00%	0	0.00%	51	89.47%	51	89.47%
	Over Votes:	0	0.00%	0	0.00%	0	0.00%	0	0.00%
	Under Votes:	0	0.00%	0	0.00%	6	10.53%	6	10.53%

Total Number of Voters : 11,739 of 0 = 0.00%

Precincts Reporting 63 of 63 = 100.00%

Party	Candidate	Absentee		Early		Election		Total	
Precinct C124 (Ballots Cast: 191)									
UNITED STATES SENATOR, Vote For 1									
	James R. GOULD	0	0.00%	0	0.00%	9	12.00%	9	12.00%
	Rand PAUL	0	0.00%	0	0.00%	61	81.33%	61	81.33%
	Stephen Howard SLAUGHTER	0	0.00%	0	0.00%	5	6.67%	5	6.67%
	Cast Votes:	0	0.00%	0	0.00%	75	97.40%	75	97.40%
	Over Votes:	0	0.00%	0	0.00%	0	0.00%	0	0.00%
	Under Votes:	0	0.00%	0	0.00%	2	2.60%	2	2.60%
STATE SENATOR 11th Senatorial District, Vote For 1									
	John SCHICKEL	0	0.00%	0	0.00%	63	82.89%	63	82.89%
	Josh L. TURNER	0	0.00%	0	0.00%	13	17.11%	13	17.11%
	Cast Votes:	0	0.00%	0	0.00%	76	98.70%	76	98.70%
	Over Votes:	0	0.00%	0	0.00%	0	0.00%	0	0.00%
	Under Votes:	0	0.00%	0	0.00%	1	1.30%	1	1.30%
STATE REPRESENTATIVE 69th Representative District, Vote For 1									
	Adam KOENIG	0	0.00%	0	0.00%	61	84.72%	61	84.72%
	Danny SEIFRIED	0	0.00%	0	0.00%	11	15.28%	11	15.28%
	Cast Votes:	0	0.00%	0	0.00%	72	93.51%	72	93.51%
	Over Votes:	0	0.00%	0	0.00%	0	0.00%	0	0.00%
	Under Votes:	0	0.00%	0	0.00%	5	6.49%	5	6.49%
PRESIDENT of the UNITED STATES, Vote For 1									
	Martin J. O'MALLEY	0	0.00%	0	0.00%	3	2.65%	3	2.65%
	Bernard "Bernie" SANDERS	0	0.00%	0	0.00%	42	37.17%	42	37.17%
	Hillary CLINTON	0	0.00%	0	0.00%	61	53.98%	61	53.98%
	Roque Rocky DE LA FUENTE	0	0.00%	0	0.00%	0	0.00%	0	0.00%
	"UNCOMMITTED"	0	0.00%	0	0.00%	7	6.19%	7	6.19%
	Cast Votes:	0	0.00%	0	0.00%	113	99.12%	113	99.12%
	Over Votes:	0	0.00%	0	0.00%	0	0.00%	0	0.00%
	Under Votes:	0	0.00%	0	0.00%	1	0.88%	1	0.88%
UNITED STATES SENATOR, Vote For 1									
	Ron LEACH	0	0.00%	0	0.00%	15	15.46%	15	15.46%
	Tom RECKTENWALD	0	0.00%	0	0.00%	9	9.28%	9	9.28%
	Grant T. SHORT	0	0.00%	0	0.00%	12	12.37%	12	12.37%
	Sellus WILDER	0	0.00%	0	0.00%	16	16.49%	16	16.49%
	Jim GRAY	0	0.00%	0	0.00%	26	26.80%	26	26.80%
	Rory HOULIHAN	0	0.00%	0	0.00%	11	11.34%	11	11.34%
	Jeff KENDER	0	0.00%	0	0.00%	8	8.25%	8	8.25%
	Cast Votes:	0	0.00%	0	0.00%	97	85.09%	97	85.09%
	Over Votes:	0	0.00%	0	0.00%	0	0.00%	0	0.00%
	Under Votes:	0	0.00%	0	0.00%	17	14.91%	17	14.91%

Total Number of Voters : 11,739 of 0 = 0.00%

Precincts Reporting 63 of 63 = 100.00%

Party	Candidate	Absentee		Early		Election		Total	
Precinct C125 (Ballots Cast: 116)									
UNITED STATES SENATOR, Vote For 1									
	James R. GOULD	0	0.00%	0	0.00%	14	25.45%	14	25.45%
	Rand PAUL	0	0.00%	0	0.00%	34	61.82%	34	61.82%
	Stephen Howard SLAUGHTER	0	0.00%	0	0.00%	7	12.73%	7	12.73%
	Cast Votes:	0	0.00%	0	0.00%	55	94.83%	55	94.83%
	Over Votes:	0	0.00%	0	0.00%	0	0.00%	0	0.00%
	Under Votes:	0	0.00%	0	0.00%	3	5.17%	3	5.17%
STATE SENATOR 11th Senatorial District, Vote For 1									
	John SCHICKEL	0	0.00%	0	0.00%	50	87.72%	50	87.72%
	Josh L. TURNER	0	0.00%	0	0.00%	7	12.28%	7	12.28%
	Cast Votes:	0	0.00%	0	0.00%	57	98.28%	57	98.28%
	Over Votes:	0	0.00%	0	0.00%	0	0.00%	0	0.00%
	Under Votes:	0	0.00%	0	0.00%	1	1.72%	1	1.72%
STATE REPRESENTATIVE 69th Representative District, Vote For 1									
	Adam KOENIG	0	0.00%	0	0.00%	43	89.58%	43	89.58%
	Danny SEIFRIED	0	0.00%	0	0.00%	5	10.42%	5	10.42%
	Cast Votes:	0	0.00%	0	0.00%	48	82.76%	48	82.76%
	Over Votes:	0	0.00%	0	0.00%	0	0.00%	0	0.00%
	Under Votes:	0	0.00%	0	0.00%	10	17.24%	10	17.24%
PRESIDENT of the UNITED STATES, Vote For 1									
	Martin J. O'MALLEY	0	0.00%	0	0.00%	0	0.00%	0	0.00%
	Bernard "Bernie" SANDERS	0	0.00%	0	0.00%	25	43.86%	25	43.86%
	Hillary CLINTON	0	0.00%	0	0.00%	30	52.63%	30	52.63%
	Roque Rocky DE LA FUENTE	0	0.00%	0	0.00%	0	0.00%	0	0.00%
	"UNCOMMITTED"	0	0.00%	0	0.00%	2	3.51%	2	3.51%
	Cast Votes:	0	0.00%	0	0.00%	57	98.28%	57	98.28%
	Over Votes:	0	0.00%	0	0.00%	0	0.00%	0	0.00%
	Under Votes:	0	0.00%	0	0.00%	1	1.72%	1	1.72%
UNITED STATES SENATOR, Vote For 1									
	Ron LEACH	0	0.00%	0	0.00%	8	16.67%	8	16.67%
	Tom RECKTENWALD	0	0.00%	0	0.00%	1	2.08%	1	2.08%
	Grant T. SHORT	0	0.00%	0	0.00%	6	12.50%	6	12.50%
	Sellus WILDER	0	0.00%	0	0.00%	8	16.67%	8	16.67%
	Jim GRAY	0	0.00%	0	0.00%	20	41.67%	20	41.67%
	Rory HOULIHAN	0	0.00%	0	0.00%	3	6.25%	3	6.25%
	Jeff KENDER	0	0.00%	0	0.00%	2	4.17%	2	4.17%
	Cast Votes:	0	0.00%	0	0.00%	48	82.76%	48	82.76%
	Over Votes:	0	0.00%	0	0.00%	0	0.00%	0	0.00%
	Under Votes:	0	0.00%	0	0.00%	10	17.24%	10	17.24%

Total Number of Voters : 11,739 of 0 = 0.00%

Precincts Reporting 63 of 63 = 100.00%

Party	Candidate	Absentee		Early		Election		Total	
Precinct C126 (Ballots Cast: 52)									
UNITED STATES SENATOR, Vote For 1									
	James R. GOULD	0	0.00%	0	0.00%	0	0.00%	0	0.00%
	Rand PAUL	0	0.00%	0	0.00%	21	91.30%	21	91.30%
	Stephen Howard SLAUGHTER	0	0.00%	0	0.00%	2	8.70%	2	8.70%
	Cast Votes:	0	0.00%	0	0.00%	23	100.00%	23	100.00%
	Over Votes:	0	0.00%	0	0.00%	0	0.00%	0	0.00%
	Under Votes:	0	0.00%	0	0.00%	0	0.00%	0	0.00%
STATE SENATOR 11th Senatorial District, Vote For 1									
	John SCHICKEL	0	0.00%	0	0.00%	13	59.09%	13	59.09%
	Josh L. TURNER	0	0.00%	0	0.00%	9	40.91%	9	40.91%
	Cast Votes:	0	0.00%	0	0.00%	22	95.65%	22	95.65%
	Over Votes:	0	0.00%	0	0.00%	0	0.00%	0	0.00%
	Under Votes:	0	0.00%	0	0.00%	1	4.35%	1	4.35%
STATE REPRESENTATIVE 69th Representative District, Vote For 1									
	Adam KOENIG	0	0.00%	0	0.00%	18	81.82%	18	81.82%
	Danny SEIFRIED	0	0.00%	0	0.00%	4	18.18%	4	18.18%
	Cast Votes:	0	0.00%	0	0.00%	22	95.65%	22	95.65%
	Over Votes:	0	0.00%	0	0.00%	0	0.00%	0	0.00%
	Under Votes:	0	0.00%	0	0.00%	1	4.35%	1	4.35%
PRESIDENT of the UNITED STATES, Vote For 1									
	Martin J. O'MALLEY	0	0.00%	0	0.00%	0	0.00%	0	0.00%
	Bernard "Bernie" SANDERS	0	0.00%	0	0.00%	15	51.72%	15	51.72%
	Hillary CLINTON	0	0.00%	0	0.00%	14	48.28%	14	48.28%
	Roque Rocky DE LA FUENTE	0	0.00%	0	0.00%	0	0.00%	0	0.00%
	"UNCOMMITTED"	0	0.00%	0	0.00%	0	0.00%	0	0.00%
	Cast Votes:	0	0.00%	0	0.00%	29	100.00%	29	100.00%
	Over Votes:	0	0.00%	0	0.00%	0	0.00%	0	0.00%
	Under Votes:	0	0.00%	0	0.00%	0	0.00%	0	0.00%
UNITED STATES SENATOR, Vote For 1									
	Ron LEACH	0	0.00%	0	0.00%	3	13.64%	3	13.64%
	Tom RECKTENWALD	0	0.00%	0	0.00%	4	18.18%	4	18.18%
	Grant T. SHORT	0	0.00%	0	0.00%	1	4.55%	1	4.55%
	Sellus WILDER	0	0.00%	0	0.00%	2	9.09%	2	9.09%
	Jim GRAY	0	0.00%	0	0.00%	8	36.36%	8	36.36%
	Rory HOULIHAN	0	0.00%	0	0.00%	4	18.18%	4	18.18%
	Jeff KENDER	0	0.00%	0	0.00%	0	0.00%	0	0.00%
	Cast Votes:	0	0.00%	0	0.00%	22	75.86%	22	75.86%
	Over Votes:	0	0.00%	0	0.00%	0	0.00%	0	0.00%
	Under Votes:	0	0.00%	0	0.00%	7	24.14%	7	24.14%

Party	Candidate	Absentee		Early		Election		Total	
Precinct C127 (Ballots Cast: 139)									
UNITED STATES SENATOR, Vote For 1									
	James R. GOULD	0	0.00%	0	0.00%	5	8.20%	5	8.20%
	Rand PAUL	0	0.00%	0	0.00%	51	83.61%	51	83.61%
	Stephen Howard SLAUGHTER	0	0.00%	0	0.00%	5	8.20%	5	8.20%
	Cast Votes:	0	0.00%	0	0.00%	61	98.39%	61	98.39%
	Over Votes:	0	0.00%	0	0.00%	0	0.00%	0	0.00%
	Under Votes:	0	0.00%	0	0.00%	1	1.61%	1	1.61%
STATE SENATOR 11th Senatorial District, Vote For 1									
	John SCHICKEL	0	0.00%	0	0.00%	48	78.69%	48	78.69%
	Josh L. TURNER	0	0.00%	0	0.00%	13	21.31%	13	21.31%
	Cast Votes:	0	0.00%	0	0.00%	61	98.39%	61	98.39%
	Over Votes:	0	0.00%	0	0.00%	0	0.00%	0	0.00%
	Under Votes:	0	0.00%	0	0.00%	1	1.61%	1	1.61%
STATE REPRESENTATIVE 69th Representative District, Vote For 1									
	Adam KOENIG	0	0.00%	0	0.00%	41	67.21%	41	67.21%
	Danny SEIFRIED	0	0.00%	0	0.00%	20	32.79%	20	32.79%
	Cast Votes:	0	0.00%	0	0.00%	61	98.39%	61	98.39%
	Over Votes:	0	0.00%	0	0.00%	0	0.00%	0	0.00%
	Under Votes:	0	0.00%	0	0.00%	1	1.61%	1	1.61%
PRESIDENT of the UNITED STATES, Vote For 1									
	Martin J. O'MALLEY	0	0.00%	0	0.00%	1	1.30%	1	1.30%
	Bernard "Bernie" SANDERS	0	0.00%	0	0.00%	41	53.25%	41	53.25%
	Hillary CLINTON	0	0.00%	0	0.00%	34	44.16%	34	44.16%
	Roque Rocky DE LA FUENTE	0	0.00%	0	0.00%	0	0.00%	0	0.00%
	"UNCOMMITTED"	0	0.00%	0	0.00%	1	1.30%	1	1.30%
	Cast Votes:	0	0.00%	0	0.00%	77	100.00%	77	100.00%
	Over Votes:	0	0.00%	0	0.00%	0	0.00%	0	0.00%
	Under Votes:	0	0.00%	0	0.00%	0	0.00%	0	0.00%
UNITED STATES SENATOR, Vote For 1									
	Ron LEACH	0	0.00%	0	0.00%	14	22.22%	14	22.22%
	Tom RECKTENWALD	0	0.00%	0	0.00%	8	12.70%	8	12.70%
	Grant T. SHORT	0	0.00%	0	0.00%	2	3.17%	2	3.17%
	Sellus WILDER	0	0.00%	0	0.00%	10	15.87%	10	15.87%
	Jim GRAY	0	0.00%	0	0.00%	21	33.33%	21	33.33%
	Rory HOULIHAN	0	0.00%	0	0.00%	6	9.52%	6	9.52%
	Jeff KENDER	0	0.00%	0	0.00%	2	3.17%	2	3.17%
	Cast Votes:	0	0.00%	0	0.00%	63	81.82%	63	81.82%
	Over Votes:	0	0.00%	0	0.00%	0	0.00%	0	0.00%
	Under Votes:	0	0.00%	0	0.00%	14	18.18%	14	18.18%

Party	Candidate	Absentee		Early		Election		Total	
Precinct C128 (Ballots Cast: 116)									
UNITED STATES SENATOR, Vote For 1									
	James R. GOULD	0	0.00%	0	0.00%	7	11.67%	7	11.67%
	Rand PAUL	0	0.00%	0	0.00%	51	85.00%	51	85.00%
	Stephen Howard SLAUGHTER	0	0.00%	0	0.00%	2	3.33%	2	3.33%
	Cast Votes:	0	0.00%	0	0.00%	60	98.36%	60	98.36%
	Over Votes:	0	0.00%	0	0.00%	0	0.00%	0	0.00%
	Under Votes:	0	0.00%	0	0.00%	1	1.64%	1	1.64%
STATE SENATOR 11th Senatorial District, Vote For 1									
	John SCHICKEL	0	0.00%	0	0.00%	50	86.21%	50	86.21%
	Josh L. TURNER	0	0.00%	0	0.00%	8	13.79%	8	13.79%
	Cast Votes:	0	0.00%	0	0.00%	58	95.08%	58	95.08%
	Over Votes:	0	0.00%	0	0.00%	0	0.00%	0	0.00%
	Under Votes:	0	0.00%	0	0.00%	3	4.92%	3	4.92%
STATE REPRESENTATIVE 69th Representative District, Vote For 1									
	Adam KOENIG	0	0.00%	0	0.00%	43	74.14%	43	74.14%
	Danny SEIFRIED	0	0.00%	0	0.00%	15	25.86%	15	25.86%
	Cast Votes:	0	0.00%	0	0.00%	58	95.08%	58	95.08%
	Over Votes:	0	0.00%	0	0.00%	0	0.00%	0	0.00%
	Under Votes:	0	0.00%	0	0.00%	3	4.92%	3	4.92%
PRESIDENT of the UNITED STATES, Vote For 1									
	Martin J. O'MALLEY	0	0.00%	0	0.00%	0	0.00%	0	0.00%
	Bernard "Bernie" SANDERS	0	0.00%	0	0.00%	26	48.15%	26	48.15%
	Hillary CLINTON	0	0.00%	0	0.00%	25	46.30%	25	46.30%
	Roque Rocky DE LA FUENTE	0	0.00%	0	0.00%	0	0.00%	0	0.00%
	"UNCOMMITTED"	0	0.00%	0	0.00%	3	5.56%	3	5.56%
	Cast Votes:	0	0.00%	0	0.00%	54	98.18%	54	98.18%
	Over Votes:	0	0.00%	0	0.00%	0	0.00%	0	0.00%
	Under Votes:	0	0.00%	0	0.00%	1	1.82%	1	1.82%
UNITED STATES SENATOR, Vote For 1									
	Ron LEACH	0	0.00%	0	0.00%	9	18.37%	9	18.37%
	Tom RECKTENWALD	0	0.00%	0	0.00%	3	6.12%	3	6.12%
	Grant T. SHORT	0	0.00%	0	0.00%	4	8.16%	4	8.16%
	Sellus WILDER	0	0.00%	0	0.00%	6	12.24%	6	12.24%
	Jim GRAY	0	0.00%	0	0.00%	18	36.73%	18	36.73%
	Rory HOULIHAN	0	0.00%	0	0.00%	2	4.08%	2	4.08%
	Jeff KENDER	0	0.00%	0	0.00%	7	14.29%	7	14.29%
	Cast Votes:	0	0.00%	0	0.00%	49	89.09%	49	89.09%
	Over Votes:	0	0.00%	0	0.00%	0	0.00%	0	0.00%
	Under Votes:	0	0.00%	0	0.00%	6	10.91%	6	10.91%

Precinct Report — Unofficial

PRESIDENTIAL PREFERENCE AND REGULAR PRIMARY — OFFICIAL BALLOT FOR BOONE COUNTY — May 17, 2016

05/17/2016 07:14 PM

Total Number of Voters : 11,739 of 0 = 0.00%

Precincts Reporting 63 of 63 = 100.00%

Party	Candidate	Absentee		Early		Election		Total	
Precinct C129 (Ballots Cast: 141)									
UNITED STATES SENATOR, Vote For 1									
	James R. GOULD	0	0.00%	0	0.00%	8	11.27%	8	11.27%
	Rand PAUL	0	0.00%	0	0.00%	58	81.69%	58	81.69%
	Stephen Howard SLAUGHTER	0	0.00%	0	0.00%	5	7.04%	5	7.04%
	Cast Votes:	0	0.00%	0	0.00%	71	98.61%	71	98.61%
	Over Votes:	0	0.00%	0	0.00%	0	0.00%	0	0.00%
	Under Votes:	0	0.00%	0	0.00%	1	1.39%	1	1.39%
STATE SENATOR 11th Senatorial District, Vote For 1									
	John SCHICKEL	0	0.00%	0	0.00%	51	72.86%	51	72.86%
	Josh L. TURNER	0	0.00%	0	0.00%	19	27.14%	19	27.14%
	Cast Votes:	0	0.00%	0	0.00%	70	97.22%	70	97.22%
	Over Votes:	0	0.00%	0	0.00%	0	0.00%	0	0.00%
	Under Votes:	0	0.00%	0	0.00%	2	2.78%	2	2.78%
STATE REPRESENTATIVE 69th Representative District, Vote For 1									
	Adam KOENIG	0	0.00%	0	0.00%	48	71.64%	48	71.64%
	Danny SEIFRIED	0	0.00%	0	0.00%	19	28.36%	19	28.36%
	Cast Votes:	0	0.00%	0	0.00%	67	93.06%	67	93.06%
	Over Votes:	0	0.00%	0	0.00%	0	0.00%	0	0.00%
	Under Votes:	0	0.00%	0	0.00%	5	6.94%	5	6.94%
PRESIDENT of the UNITED STATES, Vote For 1									
	Martin J. O'MALLEY	0	0.00%	0	0.00%	2	2.94%	2	2.94%
	Bernard "Bernie" SANDERS	0	0.00%	0	0.00%	37	54.41%	37	54.41%
	Hillary CLINTON	0	0.00%	0	0.00%	25	36.76%	25	36.76%
	Roque Rocky DE LA FUENTE	0	0.00%	0	0.00%	0	0.00%	0	0.00%
	"UNCOMMITTED"	0	0.00%	0	0.00%	4	5.88%	4	5.88%
	Cast Votes:	0	0.00%	0	0.00%	68	98.55%	68	98.55%
	Over Votes:	0	0.00%	0	0.00%	0	0.00%	0	0.00%
	Under Votes:	0	0.00%	0	0.00%	1	1.45%	1	1.45%
UNITED STATES SENATOR, Vote For 1									
	Ron LEACH	0	0.00%	0	0.00%	9	15.79%	9	15.79%
	Tom RECKTENWALD	0	0.00%	0	0.00%	3	5.26%	3	5.26%
	Grant T. SHORT	0	0.00%	0	0.00%	6	10.53%	6	10.53%
	Sellus WILDER	0	0.00%	0	0.00%	9	15.79%	9	15.79%
	Jim GRAY	0	0.00%	0	0.00%	22	38.60%	22	38.60%
	Rory HOULIHAN	0	0.00%	0	0.00%	6	10.53%	6	10.53%
	Jeff KENDER	0	0.00%	0	0.00%	2	3.51%	2	3.51%
	Cast Votes:	0	0.00%	0	0.00%	57	82.61%	57	82.61%
	Over Votes:	0	0.00%	0	0.00%	0	0.00%	0	0.00%
	Under Votes:	0	0.00%	0	0.00%	12	17.39%	12	17.39%

Total Number of Voters : 11,739 of 0 = 0.00%

Precincts Reporting 63 of 63 = 100.00%

Party	Candidate	Absentee		Early		Election		Total	
Precinct C130 (Ballots Cast: 261)									
UNITED STATES SENATOR, Vote For 1									
	James R. GOULD	0	0.00%	0	0.00%	10	8.85%	10	8.85%
	Rand PAUL	0	0.00%	0	0.00%	91	80.53%	91	80.53%
	Stephen Howard SLAUGHTER	0	0.00%	0	0.00%	12	10.62%	12	10.62%
	Cast Votes:	0	0.00%	0	0.00%	113	98.26%	113	98.26%
	Over Votes:	0	0.00%	0	0.00%	0	0.00%	0	0.00%
	Under Votes:	0	0.00%	0	0.00%	2	1.74%	2	1.74%
STATE SENATOR 11th Senatorial District, Vote For 1									
	John SCHICKEL	0	0.00%	0	0.00%	88	83.81%	88	83.81%
	Josh L. TURNER	0	0.00%	0	0.00%	17	16.19%	17	16.19%
	Cast Votes:	0	0.00%	0	0.00%	105	91.30%	105	91.30%
	Over Votes:	0	0.00%	0	0.00%	0	0.00%	0	0.00%
	Under Votes:	0	0.00%	0	0.00%	10	8.70%	10	8.70%
STATE REPRESENTATIVE 69th Representative District, Vote For 1									
	Adam KOENIG	0	0.00%	0	0.00%	78	83.87%	78	83.87%
	Danny SEIFRIED	0	0.00%	0	0.00%	15	16.13%	15	16.13%
	Cast Votes:	0	0.00%	0	0.00%	93	80.87%	93	80.87%
	Over Votes:	0	0.00%	0	0.00%	0	0.00%	0	0.00%
	Under Votes:	0	0.00%	0	0.00%	22	19.13%	22	19.13%
PRESIDENT of the UNITED STATES, Vote For 1									
	Martin J. O'MALLEY	0	0.00%	0	0.00%	3	2.05%	3	2.05%
	Bernard "Bernie" SANDERS	0	0.00%	0	0.00%	53	36.30%	53	36.30%
	Hillary CLINTON	0	0.00%	0	0.00%	84	57.53%	84	57.53%
	Roque Rocky DE LA FUENTE	0	0.00%	0	0.00%	1	0.68%	1	0.68%
	"UNCOMMITTED"	0	0.00%	0	0.00%	5	3.42%	5	3.42%
	Cast Votes:	0	0.00%	0	0.00%	146	100.00%	146	100.00%
	Over Votes:	0	0.00%	0	0.00%	0	0.00%	0	0.00%
	Under Votes:	0	0.00%	0	0.00%	0	0.00%	0	0.00%
UNITED STATES SENATOR, Vote For 1									
	Ron LEACH	0	0.00%	0	0.00%	24	19.05%	24	19.05%
	Tom RECKTENWALD	0	0.00%	0	0.00%	13	10.32%	13	10.32%
	Grant T. SHORT	0	0.00%	0	0.00%	9	7.14%	9	7.14%
	Sellus WILDER	0	0.00%	0	0.00%	18	14.29%	18	14.29%
	Jim GRAY	0	0.00%	0	0.00%	43	34.13%	43	34.13%
	Rory HOULIHAN	0	0.00%	0	0.00%	11	8.73%	11	8.73%
	Jeff KENDER	0	0.00%	0	0.00%	8	6.35%	8	6.35%
	Cast Votes:	0	0.00%	0	0.00%	126	86.30%	126	86.30%
	Over Votes:	0	0.00%	0	0.00%	0	0.00%	0	0.00%
	Under Votes:	0	0.00%	0	0.00%	20	13.70%	20	13.70%

Precinct Report — Unofficial

PRESIDENTIAL PREFERENCE AND REGULAR PRIMARY — OFFICIAL BALLOT FOR BOONE COUNTY — May 17, 2016

05/17/2016 07:14 PM

Total Number of Voters : 11,739 of 0 = 0.00%

Precincts Reporting 63 of 63 = 100.00%

Party	Candidate	Absentee		Early		Election		Total	
Precinct C131 (Ballots Cast: 138)									
UNITED STATES SENATOR, Vote For 1									
	James R. GOULD	0	0.00%	0	0.00%	3	5.36%	3	5.36%
	Rand PAUL	0	0.00%	0	0.00%	50	89.29%	50	89.29%
	Stephen Howard SLAUGHTER	0	0.00%	0	0.00%	3	5.36%	3	5.36%
	Cast Votes:	0	0.00%	0	0.00%	56	98.25%	56	98.25%
	Over Votes:	0	0.00%	0	0.00%	0	0.00%	0	0.00%
	Under Votes:	0	0.00%	0	0.00%	1	1.75%	1	1.75%
STATE SENATOR 11th Senatorial District, Vote For 1									
	John SCHICKEL	0	0.00%	0	0.00%	46	86.79%	46	86.79%
	Josh L. TURNER	0	0.00%	0	0.00%	7	13.21%	7	13.21%
	Cast Votes:	0	0.00%	0	0.00%	53	92.98%	53	92.98%
	Over Votes:	0	0.00%	0	0.00%	0	0.00%	0	0.00%
	Under Votes:	0	0.00%	0	0.00%	4	7.02%	4	7.02%
STATE REPRESENTATIVE 69th Representative District, Vote For 1									
	Adam KOENIG	0	0.00%	0	0.00%	34	59.65%	34	59.65%
	Danny SEIFRIED	0	0.00%	0	0.00%	23	40.35%	23	40.35%
	Cast Votes:	0	0.00%	0	0.00%	57	100.00%	57	100.00%
	Over Votes:	0	0.00%	0	0.00%	0	0.00%	0	0.00%
	Under Votes:	0	0.00%	0	0.00%	0	0.00%	0	0.00%
PRESIDENT of the UNITED STATES, Vote For 1									
	Martin J. O'MALLEY	0	0.00%	0	0.00%	1	1.23%	1	1.23%
	Bernard "Bernie" SANDERS	0	0.00%	0	0.00%	42	51.85%	42	51.85%
	Hillary CLINTON	0	0.00%	0	0.00%	31	38.27%	31	38.27%
	Roque Rocky DE LA FUENTE	0	0.00%	0	0.00%	1	1.23%	1	1.23%
	"UNCOMMITTED"	0	0.00%	0	0.00%	6	7.41%	6	7.41%
	Cast Votes:	0	0.00%	0	0.00%	81	100.00%	81	100.00%
	Over Votes:	0	0.00%	0	0.00%	0	0.00%	0	0.00%
	Under Votes:	0	0.00%	0	0.00%	0	0.00%	0	0.00%
UNITED STATES SENATOR, Vote For 1									
	Ron LEACH	0	0.00%	0	0.00%	8	10.96%	8	10.96%
	Tom RECKTENWALD	0	0.00%	0	0.00%	4	5.48%	4	5.48%
	Grant T. SHORT	0	0.00%	0	0.00%	7	9.59%	7	9.59%
	Sellus WILDER	0	0.00%	0	0.00%	11	15.07%	11	15.07%
	Jim GRAY	0	0.00%	0	0.00%	28	38.36%	28	38.36%
	Rory HOULIHAN	0	0.00%	0	0.00%	9	12.33%	9	12.33%
	Jeff KENDER	0	0.00%	0	0.00%	6	8.22%	6	8.22%
	Cast Votes:	0	0.00%	0	0.00%	73	90.12%	73	90.12%
	Over Votes:	0	0.00%	0	0.00%	0	0.00%	0	0.00%
	Under Votes:	0	0.00%	0	0.00%	8	9.88%	8	9.88%

Total Number of Voters : 11,739 of 0 = 0.00%

Precincts Reporting 63 of 63 = 100.00%

Party	Candidate	Absentee		Early		Election		Total	
Precinct C132 (Ballots Cast: 164)									
UNITED STATES SENATOR, Vote For 1									
	James R. GOULD	0	0.00%	0	0.00%	6	8.82%	6	8.82%
	Rand PAUL	0	0.00%	0	0.00%	56	82.35%	56	82.35%
	Stephen Howard SLAUGHTER	0	0.00%	0	0.00%	6	8.82%	6	8.82%
	Cast Votes:	0	0.00%	0	0.00%	68	98.55%	68	98.55%
	Over Votes:	0	0.00%	0	0.00%	0	0.00%	0	0.00%
	Under Votes:	0	0.00%	0	0.00%	1	1.45%	1	1.45%
STATE SENATOR 11th Senatorial District, Vote For 1									
	John SCHICKEL	0	0.00%	0	0.00%	53	77.94%	53	77.94%
	Josh L. TURNER	0	0.00%	0	0.00%	15	22.06%	15	22.06%
	Cast Votes:	0	0.00%	0	0.00%	68	98.55%	68	98.55%
	Over Votes:	0	0.00%	0	0.00%	0	0.00%	0	0.00%
	Under Votes:	0	0.00%	0	0.00%	1	1.45%	1	1.45%
STATE REPRESENTATIVE 69th Representative District, Vote For 1									
	Adam KOENIG	0	0.00%	0	0.00%	36	52.94%	36	52.94%
	Danny SEIFRIED	0	0.00%	0	0.00%	32	47.06%	32	47.06%
	Cast Votes:	0	0.00%	0	0.00%	68	98.55%	68	98.55%
	Over Votes:	0	0.00%	0	0.00%	0	0.00%	0	0.00%
	Under Votes:	0	0.00%	0	0.00%	1	1.45%	1	1.45%
PRESIDENT of the UNITED STATES, Vote For 1									
	Martin J. O'MALLEY	0	0.00%	0	0.00%	2	2.11%	2	2.11%
	Bernard "Bernie" SANDERS	0	0.00%	0	0.00%	39	41.05%	39	41.05%
	Hillary CLINTON	0	0.00%	0	0.00%	50	52.63%	50	52.63%
	Roque Rocky DE LA FUENTE	0	0.00%	0	0.00%	0	0.00%	0	0.00%
	"UNCOMMITTED"	0	0.00%	0	0.00%	4	4.21%	4	4.21%
	Cast Votes:	0	0.00%	0	0.00%	95	100.00%	95	100.00%
	Over Votes:	0	0.00%	0	0.00%	0	0.00%	0	0.00%
	Under Votes:	0	0.00%	0	0.00%	0	0.00%	0	0.00%
UNITED STATES SENATOR, Vote For 1									
	Ron LEACH	0	0.00%	0	0.00%	11	12.79%	11	12.79%
	Tom RECKTENWALD	0	0.00%	0	0.00%	10	11.63%	10	11.63%
	Grant T. SHORT	0	0.00%	0	0.00%	11	12.79%	11	12.79%
	Sellus WILDER	0	0.00%	0	0.00%	19	22.09%	19	22.09%
	Jim GRAY	0	0.00%	0	0.00%	19	22.09%	19	22.09%
	Rory HOULIHAN	0	0.00%	0	0.00%	7	8.14%	7	8.14%
	Jeff KENDER	0	0.00%	0	0.00%	9	10.47%	9	10.47%
	Cast Votes:	0	0.00%	0	0.00%	86	90.53%	86	90.53%
	Over Votes:	0	0.00%	0	0.00%	0	0.00%	0	0.00%
	Under Votes:	0	0.00%	0	0.00%	9	9.47%	9	9.47%

Total Number of Voters : 11,739 of 0 = 0.00%

Precincts Reporting 63 of 63 = 100.00%

Party	Candidate	Absentee		Early		Election		Total	
Precinct C133 (Ballots Cast: 79)									
UNITED STATES SENATOR, Vote For 1									
	James R. GOULD	0	0.00%	0	0.00%	2	5.41%	2	5.41%
	Rand PAUL	0	0.00%	0	0.00%	30	81.08%	30	81.08%
	Stephen Howard SLAUGHTER	0	0.00%	0	0.00%	5	13.51%	5	13.51%
	Cast Votes:	0	0.00%	0	0.00%	37	94.87%	37	94.87%
	Over Votes:	0	0.00%	0	0.00%	0	0.00%	0	0.00%
	Under Votes:	0	0.00%	0	0.00%	2	5.13%	2	5.13%
STATE SENATOR 11th Senatorial District, Vote For 1									
	John SCHICKEL	0	0.00%	0	0.00%	30	81.08%	30	81.08%
	Josh L. TURNER	0	0.00%	0	0.00%	7	18.92%	7	18.92%
	Cast Votes:	0	0.00%	0	0.00%	37	94.87%	37	94.87%
	Over Votes:	0	0.00%	0	0.00%	0	0.00%	0	0.00%
	Under Votes:	0	0.00%	0	0.00%	2	5.13%	2	5.13%
STATE REPRESENTATIVE 69th Representative District, Vote For 1									
	Adam KOENIG	0	0.00%	0	0.00%	20	54.05%	20	54.05%
	Danny SEIFRIED	0	0.00%	0	0.00%	17	45.95%	17	45.95%
	Cast Votes:	0	0.00%	0	0.00%	37	94.87%	37	94.87%
	Over Votes:	0	0.00%	0	0.00%	0	0.00%	0	0.00%
	Under Votes:	0	0.00%	0	0.00%	2	5.13%	2	5.13%
PRESIDENT of the UNITED STATES, Vote For 1									
	Martin J. O'MALLEY	0	0.00%	0	0.00%	0	0.00%	0	0.00%
	Bernard "Bernie" SANDERS	0	0.00%	0	0.00%	17	42.50%	17	42.50%
	Hillary CLINTON	0	0.00%	0	0.00%	19	47.50%	19	47.50%
	Roque Rocky DE LA FUENTE	0	0.00%	0	0.00%	0	0.00%	0	0.00%
	"UNCOMMITTED"	0	0.00%	0	0.00%	4	10.00%	4	10.00%
	Cast Votes:	0	0.00%	0	0.00%	40	100.00%	40	100.00%
	Over Votes:	0	0.00%	0	0.00%	0	0.00%	0	0.00%
	Under Votes:	0	0.00%	0	0.00%	0	0.00%	0	0.00%
UNITED STATES SENATOR, Vote For 1									
	Ron LEACH	0	0.00%	0	0.00%	3	8.82%	3	8.82%
	Tom RECKTENWALD	0	0.00%	0	0.00%	4	11.76%	4	11.76%
	Grant T. SHORT	0	0.00%	0	0.00%	1	2.94%	1	2.94%
	Sellus WILDER	0	0.00%	0	0.00%	6	17.65%	6	17.65%
	Jim GRAY	0	0.00%	0	0.00%	14	41.18%	14	41.18%
	Rory HOULIHAN	0	0.00%	0	0.00%	2	5.88%	2	5.88%
	Jeff KENDER	0	0.00%	0	0.00%	4	11.76%	4	11.76%
	Cast Votes:	0	0.00%	0	0.00%	34	85.00%	34	85.00%
	Over Votes:	0	0.00%	0	0.00%	0	0.00%	0	0.00%
	Under Votes:	0	0.00%	0	0.00%	6	15.00%	6	15.00%

Total Number of Voters : 11,739 of 0 = 0.00%

Precincts Reporting 63 of 63 = 100.00%

Party	Candidate	Absentee		Early		Election		Total	
Precinct C134 (Ballots Cast: 268)									
UNITED STATES SENATOR, Vote For 1									
	James R. GOULD	0	0.00%	0	0.00%	14	11.11%	14	11.11%
	Rand PAUL	0	0.00%	0	0.00%	103	81.75%	103	81.75%
	Stephen Howard SLAUGHTER	0	0.00%	0	0.00%	9	7.14%	9	7.14%
	Cast Votes:	0	0.00%	0	0.00%	126	99.21%	126	99.21%
	Over Votes:	0	0.00%	0	0.00%	0	0.00%	0	0.00%
	Under Votes:	0	0.00%	0	0.00%	1	0.79%	1	0.79%
STATE SENATOR 11th Senatorial District, Vote For 1									
	John SCHICKEL	0	0.00%	0	0.00%	104	84.55%	104	84.55%
	Josh L. TURNER	0	0.00%	0	0.00%	19	15.45%	19	15.45%
	Cast Votes:	0	0.00%	0	0.00%	123	96.85%	123	96.85%
	Over Votes:	0	0.00%	0	0.00%	0	0.00%	0	0.00%
	Under Votes:	0	0.00%	0	0.00%	4	3.15%	4	3.15%
PRESIDENT of the UNITED STATES, Vote For 1									
	Martin J. O'MALLEY	0	0.00%	0	0.00%	2	1.43%	2	1.43%
	Bernard "Bernie" SANDERS	0	0.00%	0	0.00%	62	44.29%	62	44.29%
	Hillary CLINTON	0	0.00%	0	0.00%	76	54.29%	76	54.29%
	Roque Rocky DE LA FUENTE	0	0.00%	0	0.00%	0	0.00%	0	0.00%
	"UNCOMMITTED"	0	0.00%	0	0.00%	0	0.00%	0	0.00%
	Cast Votes:	0	0.00%	0	0.00%	140	99.29%	140	99.29%
	Over Votes:	0	0.00%	0	0.00%	0	0.00%	0	0.00%
	Under Votes:	0	0.00%	0	0.00%	1	0.71%	1	0.71%
UNITED STATES SENATOR, Vote For 1									
	Ron LEACH	0	0.00%	0	0.00%	18	15.93%	18	15.93%
	Tom RECKTENWALD	0	0.00%	0	0.00%	7	6.19%	7	6.19%
	Grant T. SHORT	0	0.00%	0	0.00%	10	8.85%	10	8.85%
	Sellus WILDER	0	0.00%	0	0.00%	15	13.27%	15	13.27%
	Jim GRAY	0	0.00%	0	0.00%	47	41.59%	47	41.59%
	Rory HOULIHAN	0	0.00%	0	0.00%	7	6.19%	7	6.19%
	Jeff KENDER	0	0.00%	0	0.00%	9	7.96%	9	7.96%
	Cast Votes:	0	0.00%	0	0.00%	113	80.14%	113	80.14%
	Over Votes:	0	0.00%	0	0.00%	0	0.00%	0	0.00%
	Under Votes:	0	0.00%	0	0.00%	28	19.86%	28	19.86%

Total Number of Voters : 11,739 of 0 = 0.00%

Precincts Reporting 63 of 63 = 100.00%

Party	Candidate	Absentee		Early		Election		Total	
Precinct C135 (Ballots Cast: 158)									
UNITED STATES SENATOR, Vote For 1									
	James R. GOULD	0	0.00%	0	0.00%	9	13.85%	9	13.85%
	Rand PAUL	0	0.00%	0	0.00%	54	83.08%	54	83.08%
	Stephen Howard SLAUGHTER	0	0.00%	0	0.00%	2	3.08%	2	3.08%
	Cast Votes:	0	0.00%	0	0.00%	65	98.48%	65	98.48%
	Over Votes:	0	0.00%	0	0.00%	0	0.00%	0	0.00%
	Under Votes:	0	0.00%	0	0.00%	1	1.52%	1	1.52%
STATE SENATOR 11th Senatorial District, Vote For 1									
	John SCHICKEL	0	0.00%	0	0.00%	58	87.88%	58	87.88%
	Josh L. TURNER	0	0.00%	0	0.00%	8	12.12%	8	12.12%
	Cast Votes:	0	0.00%	0	0.00%	66	100.00%	66	100.00%
	Over Votes:	0	0.00%	0	0.00%	0	0.00%	0	0.00%
	Under Votes:	0	0.00%	0	0.00%	0	0.00%	0	0.00%
PRESIDENT of the UNITED STATES, Vote For 1									
	Martin J. O'MALLEY	0	0.00%	0	0.00%	1	1.10%	1	1.10%
	Bernard "Bernie" SANDERS	0	0.00%	0	0.00%	38	41.76%	38	41.76%
	Hillary CLINTON	0	0.00%	0	0.00%	49	53.85%	49	53.85%
	Roque Rocky DE LA FUENTE	0	0.00%	0	0.00%	0	0.00%	0	0.00%
	"UNCOMMITTED"	0	0.00%	0	0.00%	3	3.30%	3	3.30%
	Cast Votes:	0	0.00%	0	0.00%	91	98.91%	91	98.91%
	Over Votes:	0	0.00%	0	0.00%	0	0.00%	0	0.00%
	Under Votes:	0	0.00%	0	0.00%	1	1.09%	1	1.09%
UNITED STATES SENATOR, Vote For 1									
	Ron LEACH	0	0.00%	0	0.00%	8	10.53%	8	10.53%
	Tom RECKTENWALD	0	0.00%	0	0.00%	10	13.16%	10	13.16%
	Grant T. SHORT	0	0.00%	0	0.00%	6	7.89%	6	7.89%
	Sellus WILDER	0	0.00%	0	0.00%	13	17.11%	13	17.11%
	Jim GRAY	0	0.00%	0	0.00%	33	43.42%	33	43.42%
	Rory HOULIHAN	0	0.00%	0	0.00%	3	3.95%	3	3.95%
	Jeff KENDER	0	0.00%	0	0.00%	3	3.95%	3	3.95%
	Cast Votes:	0	0.00%	0	0.00%	76	82.61%	76	82.61%
	Over Votes:	0	0.00%	0	0.00%	0	0.00%	0	0.00%
	Under Votes:	0	0.00%	0	0.00%	16	17.39%	16	17.39%

Total Number of Voters : 11,739 of 0 = 0.00%

Precincts Reporting 63 of 63 = 100.00%

Party	Candidate	Absentee		Early		Election		Total	
Precinct C136 (Ballots Cast: 159)									
UNITED STATES SENATOR, Vote For 1									
	James R. GOULD	0	0.00%	0	0.00%	11	12.94%	11	12.94%
	Rand PAUL	0	0.00%	0	0.00%	67	78.82%	67	78.82%
	Stephen Howard SLAUGHTER	0	0.00%	0	0.00%	7	8.24%	7	8.24%
	Cast Votes:	0	0.00%	0	0.00%	85	100.00%	85	100.00%
	Over Votes:	0	0.00%	0	0.00%	0	0.00%	0	0.00%
	Under Votes:	0	0.00%	0	0.00%	0	0.00%	0	0.00%
STATE SENATOR 11th Senatorial District, Vote For 1									
	John SCHICKEL	0	0.00%	0	0.00%	71	85.54%	71	85.54%
	Josh L. TURNER	0	0.00%	0	0.00%	12	14.46%	12	14.46%
	Cast Votes:	0	0.00%	0	0.00%	83	97.65%	83	97.65%
	Over Votes:	0	0.00%	0	0.00%	0	0.00%	0	0.00%
	Under Votes:	0	0.00%	0	0.00%	2	2.35%	2	2.35%
STATE REPRESENTATIVE 69th Representative District, Vote For 1									
	Adam KOENIG	0	0.00%	0	0.00%	69	94.52%	69	94.52%
	Danny SEIFRIED	0	0.00%	0	0.00%	4	5.48%	4	5.48%
	Cast Votes:	0	0.00%	0	0.00%	73	85.88%	73	85.88%
	Over Votes:	0	0.00%	0	0.00%	0	0.00%	0	0.00%
	Under Votes:	0	0.00%	0	0.00%	12	14.12%	12	14.12%
PRESIDENT of the UNITED STATES, Vote For 1									
	Martin J. O'MALLEY	0	0.00%	0	0.00%	2	2.70%	2	2.70%
	Bernard "Bernie" SANDERS	0	0.00%	0	0.00%	28	37.84%	28	37.84%
	Hillary CLINTON	0	0.00%	0	0.00%	42	56.76%	42	56.76%
	Roque Rocky DE LA FUENTE	0	0.00%	0	0.00%	0	0.00%	0	0.00%
	"UNCOMMITTED"	0	0.00%	0	0.00%	2	2.70%	2	2.70%
	Cast Votes:	0	0.00%	0	0.00%	74	100.00%	74	100.00%
	Over Votes:	0	0.00%	0	0.00%	0	0.00%	0	0.00%
	Under Votes:	0	0.00%	0	0.00%	0	0.00%	0	0.00%
UNITED STATES SENATOR, Vote For 1									
	Ron LEACH	0	0.00%	0	0.00%	8	12.31%	8	12.31%
	Tom RECKTENWALD	0	0.00%	0	0.00%	4	6.15%	4	6.15%
	Grant T. SHORT	0	0.00%	0	0.00%	2	3.08%	2	3.08%
	Sellus WILDER	0	0.00%	0	0.00%	13	20.00%	13	20.00%
	Jim GRAY	0	0.00%	0	0.00%	29	44.62%	29	44.62%
	Rory HOULIHAN	0	0.00%	0	0.00%	4	6.15%	4	6.15%
	Jeff KENDER	0	0.00%	0	0.00%	5	7.69%	5	7.69%
	Cast Votes:	0	0.00%	0	0.00%	65	87.84%	65	87.84%
	Over Votes:	0	0.00%	0	0.00%	0	0.00%	0	0.00%
	Under Votes:	0	0.00%	0	0.00%	9	12.16%	9	12.16%

Precinct Report — Unofficial

PRESIDENTIAL PREFERENCE AND REGULAR PRIMARY — OFFICIAL BALLOT FOR BOONE COUNTY — May 17, 2016

05/17/2016 07:14 PM

Total Number of Voters : 11,739 of 0 = 0.00%

Precincts Reporting 63 of 63 = 100.00%

Party	Candidate	Absentee		Early		Election		Total	
Precinct C137 (Ballots Cast: 245)									
UNITED STATES SENATOR, Vote For 1									
	James R. GOULD	0	0.00%	0	0.00%	16	13.22%	16	13.22%
	Rand PAUL	0	0.00%	0	0.00%	100	82.64%	100	82.64%
	Stephen Howard SLAUGHTER	0	0.00%	0	0.00%	5	4.13%	5	4.13%
	Cast Votes:	0	0.00%	0	0.00%	121	97.58%	121	97.58%
	Over Votes:	0	0.00%	0	0.00%	0	0.00%	0	0.00%
	Under Votes:	0	0.00%	0	0.00%	3	2.42%	3	2.42%
STATE SENATOR 11th Senatorial District, Vote For 1									
	John SCHICKEL	0	0.00%	0	0.00%	101	81.45%	101	81.45%
	Josh L. TURNER	0	0.00%	0	0.00%	23	18.55%	23	18.55%
	Cast Votes:	0	0.00%	0	0.00%	124	100.00%	124	100.00%
	Over Votes:	0	0.00%	0	0.00%	0	0.00%	0	0.00%
	Under Votes:	0	0.00%	0	0.00%	0	0.00%	0	0.00%
PRESIDENT of the UNITED STATES, Vote For 1									
	Martin J. O'MALLEY	0	0.00%	0	0.00%	3	2.48%	3	2.48%
	Bernard "Bernie" SANDERS	0	0.00%	0	0.00%	52	42.98%	52	42.98%
	Hillary CLINTON	0	0.00%	0	0.00%	64	52.89%	64	52.89%
	Roque Rocky DE LA FUENTE	0	0.00%	0	0.00%	0	0.00%	0	0.00%
	"UNCOMMITTED"	0	0.00%	0	0.00%	2	1.65%	2	1.65%
	Cast Votes:	0	0.00%	0	0.00%	121	100.00%	121	100.00%
	Over Votes:	0	0.00%	0	0.00%	0	0.00%	0	0.00%
	Under Votes:	0	0.00%	0	0.00%	0	0.00%	0	0.00%
UNITED STATES SENATOR, Vote For 1									
	Ron LEACH	0	0.00%	0	0.00%	17	16.50%	17	16.50%
	Tom RECKTENWALD	0	0.00%	0	0.00%	9	8.74%	9	8.74%
	Grant T. SHORT	0	0.00%	0	0.00%	15	14.56%	15	14.56%
	Sellus WILDER	0	0.00%	0	0.00%	13	12.62%	13	12.62%
	Jim GRAY	0	0.00%	0	0.00%	38	36.89%	38	36.89%
	Rory HOULIHAN	0	0.00%	0	0.00%	7	6.80%	7	6.80%
	Jeff KENDER	0	0.00%	0	0.00%	4	3.88%	4	3.88%
	Cast Votes:	0	0.00%	0	0.00%	103	85.12%	103	85.12%
	Over Votes:	0	0.00%	0	0.00%	0	0.00%	0	0.00%
	Under Votes:	0	0.00%	0	0.00%	18	14.88%	18	14.88%

BOURBON COUNTY
PRIMARY ELECTION
MAY 17, 2016

PRIMARY ELECTION MAY 17, 2016

PUBLIC COUN	PRECINCT		MACH TYPE	UNITED STATES SENATOR REPUBLICAN			U.S. REP in CONGRESS 6th Cong REP		STATE REP 72nd Rep. Dist REPUBLICAN		PRESIDENT OF THE UNITED STATES DEMOCRAT					UNITED STATES SENATOR DEMOCRAT							U.S. REP. in CONGRESS 6th Cong Dist - DEMOCRAT		
				R	R	R	R	R	R	R	D	D	D	D	D	D	D	D	D	D	D	D	D	D	D
				Stephan Howad SLAUGHTER	James R. GOULD	Rand PAUL	Roger Q. BRILL	Andy BARR	Curtis KENIMER	Philip D. COPHER	Martin J. O'MALLEY	Bernard "Bernie" SANDERS	Hillary CLINTON	Roque Rocky DE LA FUENTE	"UNCOMMITTED	Grant T. SHORT	Sellus WILDER	Jim GRAY	Rory HOULIHAN	Jeff KENDER	Ron LEACH	Tom RECKTENWALD	Nancy Jo KEMPER	Michael COBLENZ	Geoffrey M. "Geoff"YOUNG
99	MILLERSBURG	B-101	e Slate	4	2	16	7	14	16	3	1	42	27	0	6	0	3	65	0	2	4	1	52	8	14
109	MILLERSBURG	B-101	e Scan	0	2	15	2	15	12	4	4	50	34	0	4	5	7	72	0	3	1	2	65	1	19
208	TOTAL			4	4	31	9	29	28	7	5	92	61	0	10	5	10	137	0	5	5	3	117	9	33
64	PARIS - 4	B-103	e Slate	0	0	13	2	11	8	4	1	25	23	0	0	2	2	39	0	1	4	1	42	2	7
73	PARIS - 4	B-103	e Scan	0	0	7	0	7	5	1	1	30	29	0	6	3	8	50	2	1	0	0	44	0	18
137	TOTAL			0	0	20	2	18	13	5	2	55	52	0	6	5	10	89	2	2	4	1	86	2	25
31	FLAT ROCK	C-101	e Slate	1	1	5	3	4	5	1	0	13	9	0	2	0	2	17	0	0	3	0	16	2	5
95	FLAT ROCK	C-101	e Scan	2	0	15	4	13	13	4	0	44	25	0	6	1	9	58	0	1	5	0	45	3	16
126	TOTAL			3	1	20	7	17	18	5	0	57	34	0	8	1	11	75	0	1	8	0	61	5	21
38	PARIS - 1	C-102	e Slate	0	0	9	1	8	8	0	1	15	11	0	1	1	2	20	0	2	1	1	17	5	5
34	PARIS - 1	C-102	e Scan	1	0	8	3	5	8	1	1	7	13	0	3	1	3	19	0	0	0	0	14	0	6
72	TOTAL			1	0	17	4	13	16	1	2	22	24	0	4	2	5	39	0	2	1	1	31	5	11
109	PARIS - 2	C-103	e Slate	1	1	14	1	16	16	1	0	42	44	1	3	2	5	78	0	0	2	2	63	3	17
82	PARIS - 2	C-103	e Scan	0	1	14	2	14	15	0	0	21	42	0	2	0	4	58	0	1	1	0	39	7	13
191	TOTAL			1	2	28	3	30	31	1	0	63	86	1	5	2	9	136	0	1	3	2	102	10	30
114	NORTH MIDDLETOWN	D-101	e Slate	1	1	28	3	27	16	13	2	49	27	0	4	4	6	58	3	3	2	2	55	8	13
149	NORTH MIDDLETOWN	D-101	e Scan	2	0	25	4	21	20	2	6	53	56	1	6	5	5	100	0	1	6	2	77	8	30
263	TOTAL			3	1	53	7	48	36	15	8	102	83	1	10	9	11	158	3	4	8	4	132	16	43
59	PARIS - 3	D-103	e Slate	0	0	10	4	6	8	2	0	23	20	0	5	2	1	38	0	0	2	2	38	3	4
63	PARIS - 3	D-103	e Scan	1	2	9	6	6	10	3	2	28	18	0	2	2	0	39	3	2	1	0	33	3	10
122	TOTAL			1	2	19	10	12	18	5	2	51	38	0	7	4	1	77	3	2	3	2	71	6	14
99	CLINTONVILLE	E - 101	e Slate	2	2	23	5	22	16	9	1	38	30	0	3	6	2	50	1	1	1	3	44	7	10
134	CLINTONVILLE	E - 101	e Scan	6	2	20	5	23	18	7	3	46	49	0	8	4	7	81	1	3	1	3	70	8	19
233	TOTAL			8	4	43	10	45	34	16	4	84	79	0	11	10	9	131	2	4	2	6	114	15	29
82	PARIS - 6	E-103	e Slate	0	0	8	0	9	7	1	0	27	40	0	4	2	5	59	1	1	2	2	50	5	11
98	PARIS - 6	E-103	e Scan	1	1	10	2	10	11	1	1	38	38	0	9	3	6	64	1	3	3	4	56	8	16
180	TOTAL			1	1	18	2	19	18	2	1	65	78	0	13	5	11	123	2	4	5	6	106	13	27
71	HUTCHISON 1	F-101	e Slate	0	0	5	0	6	4	1	1	23	32	0	9	2	2	52	0	1	6	1	48	3	10
87	HUTCHISON 1	F-101	e Scan	1	4	9	4	10	11	3	2	32	32	0	7	4	0	55	0	3	4	3	49	6	12
158	TOTAL			1	4	14	4	16	15	4	3	55	64	0	16	6	2	107	0	4	10	4	97	9	22
110	HUTCHISON -2	F-102	e Slate	0	1	33	5	30	27	9	3	27	36	0	7	6	1	64	0	0	1	1	48	6	16
97	HUTCHISON -2	F-102	e Scan	2	2	27	8	24	29	1	0	34	26	1	4	2	4	49	0	2	4	0	42	5	14
207	TOTAL			2	3	60	13	54	56	10	3	61	62	1	11	8	5	113	0	2	5	1	90	11	30
63	HUTCHISON -3	F-103	e Slate	0	2	16	5	12	13	4	0	26	19	0	0	0	6	37	0	0	0	1	32	1	9
62	HUTCHISON -3	F-103	e Scan	1	2	21	2	22	19	4	1	21	14	0	2	2	3	29	1	1	0	0	17	2	17
125	TOTAL			1	4	37	7	34	32	8	1	47	33	0	2	2	9	66	1	1	0	1	49	3	26

RECEIVED
JUN 17 2016
Bourbon County Board of Elections

BOURBON COUNTY
PRIMARY ELECTION
MAY 17, 2016

PRIMARY ELECTION MAY 17, 2016																										
PUBLIC COUN	PRECINCT	MACH TYPE	UNITED STATES SENATOR REPUBLICAN			U.S. REP in CONGRESS 6th Cong REP		STATE REP 72nd Rep. Dist REPUBLICAN		PRESIDENT OF THE UNITED STATES DEMOCRAT					UNITED STATES SENATOR DEMOCRAT							U.S. REP. in CONGRESS 6th Cong Dist - DEMOCRAT		
			R	R	R	R	R	R	R	D	D	D	D	D	D	D	D	D	D	D	D	D	D	D
			Stephan Howad SLAUGHTER	James R. GOULD	Rand PAUL	Roger Q. BRILL	Andy BARR	Curtis KENIMER	Philip D. COPHER	Martin J. O'MALLEY	Bernard "Bernie" SANDERS	Hillary CLINTON	Roque Rocky DE LA FUENTE	"UNCOMMITTED	Grant T. SHORT	Sellus WILDER	Jim GRAY	Rory HOULIHAN	Jeff KENDER	Ron LEACH	Tom RECKTENWALD	Nancy Jo KEMPER	Michael COBLENZ	Geoffrey M. "Geoff"YOUNG
133	CENTERVILLE G-101	e Slate	1	2	25	3	24	18	6	1	47	49	0	6	2	4	84	1	1	6	3	71	5	19
108	CENTERVILLE G-101	e Scan	3	0	35	3	35	32	5	2	25	36	0	5	1	5	51	3	2	4	0	52	2	11
241	TOTAL		4	2	60	6	59	50	11	3	72	85	0	11	3	9	135	4	3	10	3	123	7	30
85	PARIS - 5 G-102	e Slate	2	0	15	2	16	15	1	1	29	31	2	4	1	4	55	2	0	2	0	46	3	15
136	PARIS - 5 G-102	e Scan	2	2	19	2	22	20	4	1	55	53	0	3	1	12	94	2	0	2	0	81	4	18
221	TOTAL		4	2	34	4	38	35	5	2	84	84	2	7	2	16	149	4	0	4	0	127	7	33
101	RUDDLES MILLS H-101	e Slate	0	1	23	6	18	22	1	3	35	38	0	0	0	9	56	0	4	4	3	52	4	17
143	RUDDLES MILLS H-101	e Scan	0	2	23	5	21	24	1	1	54	49	0	12	3	6	89	0	6	2	1	72	11	23
244	TOTAL		0	3	46	11	39	46	2	4	89	87	0	12	3	15	145	0	10	6	4	124	15	40
84	PARIS - 7 H-102	e Slate	0	0	8	1	6	7	1	0	31	39	0	1	2	6	58	1	0	1	2	51	4	13
84	PARIS - 7 H-102	e Scan	1	1	1	1	2	3	0	1	20	58	0	2	2	7	63	0	2	1	0	56	4	9
168	TOTAL		1	1	9	2	8	10	1	1	51	97	0	3	4	13	121	1	2	2	2	107	8	22
2896	GRAND TOTAL MACHINE PRECINCTS		35	34	509	101	479	456	98	41	1050	1047	5	136	71	146	1801	22	47	76	40	1537	141	436
	ABSENTEE VOTING																							
75	ABSENTEE (WALK-IN)	e Slate	0	0	20	3	17	17	2	0	24	26	0	5	1	0	51	1	1	1	0	38	3	10
59	ABSENTEE (MAIL)	e Scan	0	1	6	1	5	5	1	0	13	36	0	2	0	4	40	2	0	1	1	31	3	12
	DAMAGED PAPER BALLOTS																							
134	TOTAL ABSENTEE VOTING		0	1	26	4	22	22	3	0	37	62	0	7	1	4	91	3	1	2	1	69	6	22
3030	GRAND TOTAL		35	35	535	105	501	478	101	41	1087	1109	5	143	72	150	1892	25	48	78	41	1606	147	458

Cumulative Report — Unofficial

PRESIDENTIAL PREFERENCE AND REGULAR PRIMARY — OFFICIAL BALLOT FOR BOURBON COUNTY — May 17, 2016

05/17/2016 07:06 PM

Total Number of Voters : 3,030 of 0 = 0.00%

Precincts Reporting 17 of 17 = 100.00%

Party	Candidate	Absentee		Early		Election		Total	
UNITED STATES SENATOR, Vote For 1									
	Stephen Howard SLAUGHTER	0	0.00%	0	0.00%	35	5.79%	35	5.79%
	James R. GOULD	0	0.00%	0	0.00%	35	5.79%	35	5.79%
	Rand PAUL	0	0.00%	0	0.00%	535	88.43%	535	88.43%
	Cast Votes:	0	0.00%	0	0.00%	605	97.90%	605	97.90%
	Over Votes:	0	0.00%	0	0.00%	0	0.00%	0	0.00%
	Under Votes:	0	0.00%	0	0.00%	13	2.10%	13	2.10%
UNITED STATES REPRESENTATIVE in CONGRESS 6th Congressional District, Vote For 1									
	Roger Q. BRILL	0	0.00%	0	0.00%	105	17.33%	105	17.33%
	Andy BARR	0	0.00%	0	0.00%	501	82.67%	501	82.67%
	Cast Votes:	0	0.00%	0	0.00%	606	98.06%	606	98.06%
	Over Votes:	0	0.00%	0	0.00%	0	0.00%	0	0.00%
	Under Votes:	0	0.00%	0	0.00%	12	1.94%	12	1.94%
STATE REPRESENTATIVE 72nd Representative District, Vote For 1									
	Curtis KENIMER	0	0.00%	0	0.00%	478	82.56%	478	82.56%
	Phillip D. COPHER	0	0.00%	0	0.00%	101	17.44%	101	17.44%
	Cast Votes:	0	0.00%	0	0.00%	579	93.69%	579	93.69%
	Over Votes:	0	0.00%	0	0.00%	0	0.00%	0	0.00%
	Under Votes:	0	0.00%	0	0.00%	39	6.31%	39	6.31%
PRESIDENT of the UNITED STATES, Vote For 1									
	Martin J. O'MALLEY	0	0.00%	0	0.00%	41	1.72%	41	1.72%
	Bernard "Bernie" SANDERS	0	0.00%	0	0.00%	1,087	45.58%	1,087	45.58%
	Hillary CLINTON	0	0.00%	0	0.00%	1,109	46.50%	1,109	46.50%
	Roque Rocky DE LA FUENTE	0	0.00%	0	0.00%	5	0.21%	5	0.21%
	"UNCOMMITTED"	0	0.00%	0	0.00%	143	6.00%	143	6.00%
	Cast Votes:	0	0.00%	0	0.00%	2,385	98.88%	2,385	98.88%
	Over Votes:	0	0.00%	0	0.00%	0	0.00%	0	0.00%
	Under Votes:	0	0.00%	0	0.00%	27	1.12%	27	1.12%

RECEIVED
MAY 27 2016
State Board of Elections

Precinct Report — Unofficial

PRESIDENTIAL PREFERENCE AND REGULAR PRIMARY — OFFICIAL BALLOT FOR BOURBON COUNTY — May 17, 2016

05/17/2016 07:07 PM

Total Number of Voters : 3,030 of 0 = 0.00%

Precincts Reporting 17 of 17 = 100.00%

Party	Candidate	Absentee		Early		Election		Total	
Precinct AB (Ballots Cast: 134)									
UNITED STATES SENATOR, Vote For 1									
	Stephen Howard SLAUGHTER	0	0.00%	0	0.00%	0	0.00%	0	0.00%
	James R. GOULD	0	0.00%	0	0.00%	1	3.70%	1	3.70%
	Rand PAUL	0	0.00%	0	0.00%	26	96.30%	26	96.30%
	Cast Votes:	0	0.00%	0	0.00%	27	100.00%	27	100.00%
	Over Votes:	0	0.00%	0	0.00%	0	0.00%	0	0.00%
	Under Votes:	0	0.00%	0	0.00%	0	0.00%	0	0.00%
UNITED STATES REPRESENTATIVE in CONGRESS 6th Congressional District, Vote For 1									
	Roger Q. BRILL	0	0.00%	0	0.00%	4	15.38%	4	15.38%
	Andy BARR	0	0.00%	0	0.00%	22	84.62%	22	84.62%
	Cast Votes:	0	0.00%	0	0.00%	26	96.30%	26	96.30%
	Over Votes:	0	0.00%	0	0.00%	0	0.00%	0	0.00%
	Under Votes:	0	0.00%	0	0.00%	1	3.70%	1	3.70%
STATE REPRESENTATIVE 72nd Representative District, Vote For 1									
	Curtis KENIMER	0	0.00%	0	0.00%	22	88.00%	22	88.00%
	Phillip D. COPHER	0	0.00%	0	0.00%	3	12.00%	3	12.00%
	Cast Votes:	0	0.00%	0	0.00%	25	92.59%	25	92.59%
	Over Votes:	0	0.00%	0	0.00%	0	0.00%	0	0.00%
	Under Votes:	0	0.00%	0	0.00%	2	7.41%	2	7.41%
PRESIDENT of the UNITED STATES, Vote For 1									
	Martin J. O'MALLEY	0	0.00%	0	0.00%	0	0.00%	0	0.00%
	Bernard "Bernie" SANDERS	0	0.00%	0	0.00%	37	34.91%	37	34.91%
	Hillary CLINTON	0	0.00%	0	0.00%	62	58.49%	62	58.49%
	Roque Rocky DE LA FUENTE	0	0.00%	0	0.00%	0	0.00%	0	0.00%
	"UNCOMMITTED"	0	0.00%	0	0.00%	7	6.60%	7	6.60%
	Cast Votes:	0	0.00%	0	0.00%	106	99.07%	106	99.07%
	Over Votes:	0	0.00%	0	0.00%	0	0.00%	0	0.00%
	Under Votes:	0	0.00%	0	0.00%	1	0.93%	1	0.93%
UNITED STATES SENATOR, Vote For 1									
	Grant T. SHORT	0	0.00%	0	0.00%	1	0.97%	1	0.97%
	Sellus WILDER	0	0.00%	0	0.00%	4	3.88%	4	3.88%
	Jim GRAY	0	0.00%	0	0.00%	91	88.35%	91	88.35%
	Rory HOULIHAN	0	0.00%	0	0.00%	3	2.91%	3	2.91%
	Jeff KENDER	0	0.00%	0	0.00%	1	0.97%	1	0.97%
	Ron LEACH	0	0.00%	0	0.00%	2	1.94%	2	1.94%
	Tom RECKTENWALD	0	0.00%	0	0.00%	1	0.97%	1	0.97%
	Cast Votes:	0	0.00%	0	0.00%	103	96.26%	103	96.26%
	Over Votes:	0	0.00%	0	0.00%	0	0.00%	0	0.00%
	Under Votes:	0	0.00%	0	0.00%	4	3.74%	4	3.74%

Precinct Report — Unofficial

PRESIDENTIAL PREFERENCE AND REGULAR PRIMARY — OFFICIAL BALLOT FOR BOURBON COUNTY — May 17, 2016

05/17/2016 07:07 PM

Total Number of Voters : 3,030 of 0 = 0.00%

Precincts Reporting 17 of 17 = 100.00%

Party	Candidate	Absentee		Early		Election		Total	
Precinct AB (Ballots Cast: 134)									
UNITED STATES REPRESENTATIVE in CONGRESS 6th Congressional District, Vote For 1									
	Nancy Jo KEMPER	0	0.00%	0	0.00%	69	71.13%	69	71.13%
	Michael COBLENZ	0	0.00%	0	0.00%	6	6.19%	6	6.19%
	Geoffrey M. "Geoff" YOUNG	0	0.00%	0	0.00%	22	22.68%	22	22.68%
	Cast Votes:	0	0.00%	0	0.00%	97	90.65%	97	90.65%
	Over Votes:	0	0.00%	0	0.00%	0	0.00%	0	0.00%
	Under Votes:	0	0.00%	0	0.00%	10	9.35%	10	9.35%

Precinct Report — Unofficial

PRESIDENTIAL PREFERENCE AND REGULAR PRIMARY — OFFICIAL BALLOT FOR BOURBON COUNTY — May 17, 2016

05/17/2016 07:07 PM

Total Number of Voters : 3,030 of 0 = 0.00%

Precincts Reporting 17 of 17 = 100.00%

Party	Candidate	Absentee		Early		Election		Total	
Precinct B101 (Ballots Cast: 208)									
UNITED STATES SENATOR, Vote For 1									
	Stephen Howard SLAUGHTER	0	0.00%	0	0.00%	4	10.26%	4	10.26%
	James R. GOULD	0	0.00%	0	0.00%	4	10.26%	4	10.26%
	Rand PAUL	0	0.00%	0	0.00%	31	79.49%	31	79.49%
	Cast Votes:	0	0.00%	0	0.00%	39	100.00%	39	100.00%
	Over Votes:	0	0.00%	0	0.00%	0	0.00%	0	0.00%
	Under Votes:	0	0.00%	0	0.00%	0	0.00%	0	0.00%
UNITED STATES REPRESENTATIVE in CONGRESS 6th Congressional District, Vote For 1									
	Roger Q. BRILL	0	0.00%	0	0.00%	9	23.68%	9	23.68%
	Andy BARR	0	0.00%	0	0.00%	29	76.32%	29	76.32%
	Cast Votes:	0	0.00%	0	0.00%	38	97.44%	38	97.44%
	Over Votes:	0	0.00%	0	0.00%	0	0.00%	0	0.00%
	Under Votes:	0	0.00%	0	0.00%	1	2.56%	1	2.56%
STATE REPRESENTATIVE 72nd Representative District, Vote For 1									
	Curtis KENIMER	0	0.00%	0	0.00%	28	80.00%	28	80.00%
	Phillip D. COPHER	0	0.00%	0	0.00%	7	20.00%	7	20.00%
	Cast Votes:	0	0.00%	0	0.00%	35	89.74%	35	89.74%
	Over Votes:	0	0.00%	0	0.00%	0	0.00%	0	0.00%
	Under Votes:	0	0.00%	0	0.00%	4	10.26%	4	10.26%
PRESIDENT of the UNITED STATES, Vote For 1									
	Martin J. O'MALLEY	0	0.00%	0	0.00%	5	2.98%	5	2.98%
	Bernard "Bernie" SANDERS	0	0.00%	0	0.00%	92	54.76%	92	54.76%
	Hillary CLINTON	0	0.00%	0	0.00%	61	36.31%	61	36.31%
	Roque Rocky DE LA FUENTE	0	0.00%	0	0.00%	0	0.00%	0	0.00%
	"UNCOMMITTED"	0	0.00%	0	0.00%	10	5.95%	10	5.95%
	Cast Votes:	0	0.00%	0	0.00%	168	99.41%	168	99.41%
	Over Votes:	0	0.00%	0	0.00%	0	0.00%	0	0.00%
	Under Votes:	0	0.00%	0	0.00%	1	0.59%	1	0.59%
UNITED STATES SENATOR, Vote For 1									
	Grant T. SHORT	0	0.00%	0	0.00%	5	3.03%	5	3.03%
	Sellus WILDER	0	0.00%	0	0.00%	10	6.06%	10	6.06%
	Jim GRAY	0	0.00%	0	0.00%	137	83.03%	137	83.03%
	Rory HOULIHAN	0	0.00%	0	0.00%	0	0.00%	0	0.00%
	Jeff KENDER	0	0.00%	0	0.00%	5	3.03%	5	3.03%
	Ron LEACH	0	0.00%	0	0.00%	5	3.03%	5	3.03%
	Tom RECKTENWALD	0	0.00%	0	0.00%	3	1.82%	3	1.82%
	Cast Votes:	0	0.00%	0	0.00%	165	97.63%	165	97.63%
	Over Votes:	0	0.00%	0	0.00%	0	0.00%	0	0.00%
	Under Votes:	0	0.00%	0	0.00%	4	2.37%	4	2.37%

Precinct Report — Unofficial

PRESIDENTIAL PREFERENCE AND REGULAR PRIMARY — OFFICIAL BALLOT FOR BOURBON COUNTY — May 17, 2016

05/17/2016 07:07 PM

Total Number of Voters : 3,030 of 0 = 0.00%

Precincts Reporting 17 of 17 = 100.00%

Party	Candidate	Absentee		Early		Election		Total	
Precinct B101 (Ballots Cast: 208)									
UNITED STATES REPRESENTATIVE in CONGRESS 6th Congressional District, Vote For 1									
	Nancy Jo KEMPER	0	0.00%	0	0.00%	117	73.58%	117	73.58%
	Michael COBLENZ	0	0.00%	0	0.00%	9	5.66%	9	5.66%
	Geoffrey M. "Geoff" YOUNG	0	0.00%	0	0.00%	33	20.75%	33	20.75%
	Cast Votes:	0	0.00%	0	0.00%	159	94.08%	159	94.08%
	Over Votes:	0	0.00%	0	0.00%	0	0.00%	0	0.00%
	Under Votes:	0	0.00%	0	0.00%	10	5.92%	10	5.92%

Total Number of Voters : 3,030 of 0 = 0.00%

Precincts Reporting 17 of 17 = 100.00%

Party	Candidate	Absentee		Early		Election		Total	
Precinct B103 (Ballots Cast: 137)									
UNITED STATES SENATOR, Vote For 1									
	Stephen Howard SLAUGHTER	0	0.00%	0	0.00%	0	0.00%	0	0.00%
	James R. GOULD	0	0.00%	0	0.00%	0	0.00%	0	0.00%
	Rand PAUL	0	0.00%	0	0.00%	20	100.00%	20	100.00%
	Cast Votes:	0	0.00%	0	0.00%	20	100.00%	20	100.00%
	Over Votes:	0	0.00%	0	0.00%	0	0.00%	0	0.00%
	Under Votes:	0	0.00%	0	0.00%	0	0.00%	0	0.00%
UNITED STATES REPRESENTATIVE in CONGRESS 6th Congressional District, Vote For 1									
	Roger Q. BRILL	0	0.00%	0	0.00%	2	10.00%	2	10.00%
	Andy BARR	0	0.00%	0	0.00%	18	90.00%	18	90.00%
	Cast Votes:	0	0.00%	0	0.00%	20	100.00%	20	100.00%
	Over Votes:	0	0.00%	0	0.00%	0	0.00%	0	0.00%
	Under Votes:	0	0.00%	0	0.00%	0	0.00%	0	0.00%
STATE REPRESENTATIVE 72nd Representative District, Vote For 1									
	Curtis KENIMER	0	0.00%	0	0.00%	13	72.22%	13	72.22%
	Phillip D. COPHER	0	0.00%	0	0.00%	5	27.78%	5	27.78%
	Cast Votes:	0	0.00%	0	0.00%	18	90.00%	18	90.00%
	Over Votes:	0	0.00%	0	0.00%	0	0.00%	0	0.00%
	Under Votes:	0	0.00%	0	0.00%	2	10.00%	2	10.00%
PRESIDENT of the UNITED STATES, Vote For 1									
	Martin J. O'MALLEY	0	0.00%	0	0.00%	2	1.74%	2	1.74%
	Bernard "Bernie" SANDERS	0	0.00%	0	0.00%	55	47.83%	55	47.83%
	Hillary CLINTON	0	0.00%	0	0.00%	52	45.22%	52	45.22%
	Roque Rocky DE LA FUENTE	0	0.00%	0	0.00%	0	0.00%	0	0.00%
	"UNCOMMITTED"	0	0.00%	0	0.00%	6	5.22%	6	5.22%
	Cast Votes:	0	0.00%	0	0.00%	115	98.29%	115	98.29%
	Over Votes:	0	0.00%	0	0.00%	0	0.00%	0	0.00%
	Under Votes:	0	0.00%	0	0.00%	2	1.71%	2	1.71%
UNITED STATES SENATOR, Vote For 1									
	Grant T. SHORT	0	0.00%	0	0.00%	5	4.42%	5	4.42%
	Sellus WILDER	0	0.00%	0	0.00%	10	8.85%	10	8.85%
	Jim GRAY	0	0.00%	0	0.00%	89	78.76%	89	78.76%
	Rory HOULIHAN	0	0.00%	0	0.00%	2	1.77%	2	1.77%
	Jeff KENDER	0	0.00%	0	0.00%	2	1.77%	2	1.77%
	Ron LEACH	0	0.00%	0	0.00%	4	3.54%	4	3.54%
	Tom RECKTENWALD	0	0.00%	0	0.00%	1	0.88%	1	0.88%
	Cast Votes:	0	0.00%	0	0.00%	113	96.58%	113	96.58%
	Over Votes:	0	0.00%	0	0.00%	0	0.00%	0	0.00%
	Under Votes:	0	0.00%	0	0.00%	4	3.42%	4	3.42%

Precinct Report — Unofficial

PRESIDENTIAL PREFERENCE AND REGULAR PRIMARY — OFFICIAL BALLOT FOR BOURBON COUNTY — May 17, 2016

05/17/2016 07:07 PM

Total Number of Voters : 3,030 of 0 = 0.00%

Precincts Reporting 17 of 17 = 100.00%

Party	Candidate	Absentee		Early		Election		Total	
Precinct B103 (Ballots Cast: 137)									
UNITED STATES REPRESENTATIVE in CONGRESS 6th Congressional District, Vote For 1									
	Nancy Jo KEMPER	0	0.00%	0	0.00%	86	76.11%	86	76.11%
	Michael COBLENZ	0	0.00%	0	0.00%	2	1.77%	2	1.77%
	Geoffrey M. "Geoff" YOUNG	0	0.00%	0	0.00%	25	22.12%	25	22.12%
	Cast Votes:	0	0.00%	0	0.00%	113	96.58%	113	96.58%
	Over Votes:	0	0.00%	0	0.00%	0	0.00%	0	0.00%
	Under Votes:	0	0.00%	0	0.00%	4	3.42%	4	3.42%

Total Number of Voters : 3,030 of 0 = 0.00%

Precincts Reporting 17 of 17 = 100.00%

Party	Candidate	Absentee		Early		Election		Total	
Precinct C101 (Ballots Cast: 126)									
UNITED STATES SENATOR, Vote For 1									
	Stephen Howard SLAUGHTER	0	0.00%	0	0.00%	3	12.50%	3	12.50%
	James R. GOULD	0	0.00%	0	0.00%	1	4.17%	1	4.17%
	Rand PAUL	0	0.00%	0	0.00%	20	83.33%	20	83.33%
	Cast Votes:	0	0.00%	0	0.00%	24	100.00%	24	100.00%
	Over Votes:	0	0.00%	0	0.00%	0	0.00%	0	0.00%
	Under Votes:	0	0.00%	0	0.00%	0	0.00%	0	0.00%
UNITED STATES REPRESENTATIVE in CONGRESS 6th Congressional District, Vote For 1									
	Roger Q. BRILL	0	0.00%	0	0.00%	7	29.17%	7	29.17%
	Andy BARR	0	0.00%	0	0.00%	17	70.83%	17	70.83%
	Cast Votes:	0	0.00%	0	0.00%	24	100.00%	24	100.00%
	Over Votes:	0	0.00%	0	0.00%	0	0.00%	0	0.00%
	Under Votes:	0	0.00%	0	0.00%	0	0.00%	0	0.00%
STATE REPRESENTATIVE 72nd Representative District, Vote For 1									
	Curtis KENIMER	0	0.00%	0	0.00%	18	78.26%	18	78.26%
	Phillip D. COPHER	0	0.00%	0	0.00%	5	21.74%	5	21.74%
	Cast Votes:	0	0.00%	0	0.00%	23	95.83%	23	95.83%
	Over Votes:	0	0.00%	0	0.00%	0	0.00%	0	0.00%
	Under Votes:	0	0.00%	0	0.00%	1	4.17%	1	4.17%
PRESIDENT of the UNITED STATES, Vote For 1									
	Martin J. O'MALLEY	0	0.00%	0	0.00%	0	0.00%	0	0.00%
	Bernard "Bernie" SANDERS	0	0.00%	0	0.00%	57	57.58%	57	57.58%
	Hillary CLINTON	0	0.00%	0	0.00%	34	34.34%	34	34.34%
	Roque Rocky DE LA FUENTE	0	0.00%	0	0.00%	0	0.00%	0	0.00%
	"UNCOMMITTED"	0	0.00%	0	0.00%	8	8.08%	8	8.08%
	Cast Votes:	0	0.00%	0	0.00%	99	97.06%	99	97.06%
	Over Votes:	0	0.00%	0	0.00%	0	0.00%	0	0.00%
	Under Votes:	0	0.00%	0	0.00%	3	2.94%	3	2.94%
UNITED STATES SENATOR, Vote For 1									
	Grant T. SHORT	0	0.00%	0	0.00%	1	1.04%	1	1.04%
	Sellus WILDER	0	0.00%	0	0.00%	11	11.46%	11	11.46%
	Jim GRAY	0	0.00%	0	0.00%	75	78.13%	75	78.13%
	Rory HOULIHAN	0	0.00%	0	0.00%	0	0.00%	0	0.00%
	Jeff KENDER	0	0.00%	0	0.00%	1	1.04%	1	1.04%
	Ron LEACH	0	0.00%	0	0.00%	8	8.33%	8	8.33%
	Tom RECKTENWALD	0	0.00%	0	0.00%	0	0.00%	0	0.00%
	Cast Votes:	0	0.00%	0	0.00%	96	94.12%	96	94.12%
	Over Votes:	0	0.00%	0	0.00%	0	0.00%	0	0.00%
	Under Votes:	0	0.00%	0	0.00%	6	5.88%	6	5.88%

Precinct Report — Unofficial

PRESIDENTIAL PREFERENCE AND REGULAR PRIMARY — OFFICIAL BALLOT FOR BOURBON COUNTY — May 17, 2016

05/17/2016 07:07 PM

Total Number of Voters : 3,030 of 0 = 0.00%

Precincts Reporting 17 of 17 = 100.00%

Party	Candidate	Absentee		Early		Election		Total	
Precinct C101 (Ballots Cast: 126)									
UNITED STATES REPRESENTATIVE in CONGRESS 6th Congressional District, Vote For 1									
	Nancy Jo KEMPER	0	0.00%	0	0.00%	61	70.11%	61	70.11%
	Michael COBLENZ	0	0.00%	0	0.00%	5	5.75%	5	5.75%
	Geoffrey M. "Geoff" YOUNG	0	0.00%	0	0.00%	21	24.14%	21	24.14%
	Cast Votes:	0	0.00%	0	0.00%	87	85.29%	87	85.29%
	Over Votes:	0	0.00%	0	0.00%	0	0.00%	0	0.00%
	Under Votes:	0	0.00%	0	0.00%	15	14.71%	15	14.71%

Precinct Report — Unofficial

PRESIDENTIAL PREFERENCE AND REGULAR PRIMARY — OFFICIAL BALLOT FOR BOURBON COUNTY — May 17, 2016

05/17/2016 07:07 PM

Total Number of Voters : 3,030 of 0 = 0.00%

Precincts Reporting 17 of 17 = 100.00%

Party	Candidate	Absentee		Early		Election		Total	
Precinct C102 (Ballots Cast: 72)									
UNITED STATES SENATOR, Vote For 1									
	Stephen Howard SLAUGHTER	0	0.00%	0	0.00%	1	5.56%	1	5.56%
	James R. GOULD	0	0.00%	0	0.00%	0	0.00%	0	0.00%
	Rand PAUL	0	0.00%	0	0.00%	17	94.44%	17	94.44%
	Cast Votes:	0	0.00%	0	0.00%	18	100.00%	18	100.00%
	Over Votes:	0	0.00%	0	0.00%	0	0.00%	0	0.00%
	Under Votes:	0	0.00%	0	0.00%	0	0.00%	0	0.00%
UNITED STATES REPRESENTATIVE in CONGRESS 6th Congressional District, Vote For 1									
	Roger Q. BRILL	0	0.00%	0	0.00%	4	23.53%	4	23.53%
	Andy BARR	0	0.00%	0	0.00%	13	76.47%	13	76.47%
	Cast Votes:	0	0.00%	0	0.00%	17	94.44%	17	94.44%
	Over Votes:	0	0.00%	0	0.00%	0	0.00%	0	0.00%
	Under Votes:	0	0.00%	0	0.00%	1	5.56%	1	5.56%
STATE REPRESENTATIVE 72nd Representative District, Vote For 1									
	Curtis KENIMER	0	0.00%	0	0.00%	16	94.12%	16	94.12%
	Phillip D. COPHER	0	0.00%	0	0.00%	1	5.88%	1	5.88%
	Cast Votes:	0	0.00%	0	0.00%	17	94.44%	17	94.44%
	Over Votes:	0	0.00%	0	0.00%	0	0.00%	0	0.00%
	Under Votes:	0	0.00%	0	0.00%	1	5.56%	1	5.56%
PRESIDENT of the UNITED STATES, Vote For 1									
	Martin J. O'MALLEY	0	0.00%	0	0.00%	2	3.85%	2	3.85%
	Bernard "Bernie" SANDERS	0	0.00%	0	0.00%	22	42.31%	22	42.31%
	Hillary CLINTON	0	0.00%	0	0.00%	24	46.15%	24	46.15%
	Roque Rocky DE LA FUENTE	0	0.00%	0	0.00%	0	0.00%	0	0.00%
	"UNCOMMITTED"	0	0.00%	0	0.00%	4	7.69%	4	7.69%
	Cast Votes:	0	0.00%	0	0.00%	52	96.30%	52	96.30%
	Over Votes:	0	0.00%	0	0.00%	0	0.00%	0	0.00%
	Under Votes:	0	0.00%	0	0.00%	2	3.70%	2	3.70%
UNITED STATES SENATOR, Vote For 1									
	Grant T. SHORT	0	0.00%	0	0.00%	2	4.00%	2	4.00%
	Sellus WILDER	0	0.00%	0	0.00%	5	10.00%	5	10.00%
	Jim GRAY	0	0.00%	0	0.00%	39	78.00%	39	78.00%
	Rory HOULIHAN	0	0.00%	0	0.00%	0	0.00%	0	0.00%
	Jeff KENDER	0	0.00%	0	0.00%	2	4.00%	2	4.00%
	Ron LEACH	0	0.00%	0	0.00%	1	2.00%	1	2.00%
	Tom RECKTENWALD	0	0.00%	0	0.00%	1	2.00%	1	2.00%
	Cast Votes:	0	0.00%	0	0.00%	50	92.59%	50	92.59%
	Over Votes:	0	0.00%	0	0.00%	0	0.00%	0	0.00%
	Under Votes:	0	0.00%	0	0.00%	4	7.41%	4	7.41%

Precinct Report — Unofficial

PRESIDENTIAL PREFERENCE AND REGULAR PRIMARY — OFFICIAL BALLOT FOR BOURBON COUNTY — May 17, 2016

05/17/2016 07:07 PM

Total Number of Voters : 3,030 of 0 = 0.00%

Precincts Reporting 17 of 17 = 100.00%

Party	Candidate	Absentee		Early		Election		Total	
Precinct C102 (Ballots Cast: 72)									
UNITED STATES REPRESENTATIVE in CONGRESS 6th Congressional District, Vote For 1									
	Nancy Jo KEMPER	0	0.00%	0	0.00%	31	65.96%	31	65.96%
	Michael COBLENZ	0	0.00%	0	0.00%	5	10.64%	5	10.64%
	Geoffrey M. "Geoff" YOUNG	0	0.00%	0	0.00%	11	23.40%	11	23.40%
	Cast Votes:	0	0.00%	0	0.00%	47	87.04%	47	87.04%
	Over Votes:	0	0.00%	0	0.00%	0	0.00%	0	0.00%
	Under Votes:	0	0.00%	0	0.00%	7	12.96%	7	12.96%

Precinct Report — Unofficial

PRESIDENTIAL PREFERENCE AND REGULAR PRIMARY — OFFICIAL BALLOT FOR BOURBON COUNTY — May 17, 2016

05/17/2016 07:07 PM

Total Number of Voters : 3,030 of 0 = 0.00%

Precincts Reporting 17 of 17 = 100.00%

Party	Candidate	Absentee		Early		Election		Total	
Precinct C103 (Ballots Cast: 191)									
UNITED STATES SENATOR, Vote For 1									
	Stephen Howard SLAUGHTER	0	0.00%	0	0.00%	1	3.23%	1	3.23%
	James R. GOULD	0	0.00%	0	0.00%	2	6.45%	2	6.45%
	Rand PAUL	0	0.00%	0	0.00%	28	90.32%	28	90.32%
	Cast Votes:	0	0.00%	0	0.00%	31	93.94%	31	93.94%
	Over Votes:	0	0.00%	0	0.00%	0	0.00%	0	0.00%
	Under Votes:	0	0.00%	0	0.00%	2	6.06%	2	6.06%
UNITED STATES REPRESENTATIVE in CONGRESS 6th Congressional District, Vote For 1									
	Roger Q. BRILL	0	0.00%	0	0.00%	3	9.09%	3	9.09%
	Andy BARR	0	0.00%	0	0.00%	30	90.91%	30	90.91%
	Cast Votes:	0	0.00%	0	0.00%	33	100.00%	33	100.00%
	Over Votes:	0	0.00%	0	0.00%	0	0.00%	0	0.00%
	Under Votes:	0	0.00%	0	0.00%	0	0.00%	0	0.00%
STATE REPRESENTATIVE 72nd Representative District, Vote For 1									
	Curtis KENIMER	0	0.00%	0	0.00%	31	96.88%	31	96.88%
	Phillip D. COPHER	0	0.00%	0	0.00%	1	3.13%	1	3.13%
	Cast Votes:	0	0.00%	0	0.00%	32	96.97%	32	96.97%
	Over Votes:	0	0.00%	0	0.00%	0	0.00%	0	0.00%
	Under Votes:	0	0.00%	0	0.00%	1	3.03%	1	3.03%
PRESIDENT of the UNITED STATES, Vote For 1									
	Martin J. O'MALLEY	0	0.00%	0	0.00%	0	0.00%	0	0.00%
	Bernard "Bernie" SANDERS	0	0.00%	0	0.00%	63	40.65%	63	40.65%
	Hillary CLINTON	0	0.00%	0	0.00%	86	55.48%	86	55.48%
	Roque Rocky DE LA FUENTE	0	0.00%	0	0.00%	1	0.65%	1	0.65%
	"UNCOMMITTED"	0	0.00%	0	0.00%	5	3.23%	5	3.23%
	Cast Votes:	0	0.00%	0	0.00%	155	98.10%	155	98.10%
	Over Votes:	0	0.00%	0	0.00%	0	0.00%	0	0.00%
	Under Votes:	0	0.00%	0	0.00%	3	1.90%	3	1.90%
UNITED STATES SENATOR, Vote For 1									
	Grant T. SHORT	0	0.00%	0	0.00%	2	1.31%	2	1.31%
	Sellus WILDER	0	0.00%	0	0.00%	9	5.88%	9	5.88%
	Jim GRAY	0	0.00%	0	0.00%	136	88.89%	136	88.89%
	Rory HOULIHAN	0	0.00%	0	0.00%	0	0.00%	0	0.00%
	Jeff KENDER	0	0.00%	0	0.00%	1	0.65%	1	0.65%
	Ron LEACH	0	0.00%	0	0.00%	3	1.96%	3	1.96%
	Tom RECKTENWALD	0	0.00%	0	0.00%	2	1.31%	2	1.31%
	Cast Votes:	0	0.00%	0	0.00%	153	96.84%	153	96.84%
	Over Votes:	0	0.00%	0	0.00%	0	0.00%	0	0.00%
	Under Votes:	0	0.00%	0	0.00%	5	3.16%	5	3.16%

Precinct Report — Unofficial

PRESIDENTIAL PREFERENCE AND REGULAR PRIMARY — OFFICIAL BALLOT FOR BOURBON COUNTY — May 17, 2016

05/17/2016 07:07 PM

Total Number of Voters : 3,030 of 0 = 0.00%

Precincts Reporting 17 of 17 = 100.00%

Party	Candidate	Absentee		Early		Election		Total	
Precinct C103 (Ballots Cast: 191)									
UNITED STATES REPRESENTATIVE in CONGRESS 6th Congressional District, Vote For 1									
	Nancy Jo KEMPER	0	0.00%	0	0.00%	102	71.83%	102	71.83%
	Michael COBLENZ	0	0.00%	0	0.00%	10	7.04%	10	7.04%
	Geoffrey M. "Geoff" YOUNG	0	0.00%	0	0.00%	30	21.13%	30	21.13%
	Cast Votes:	0	0.00%	0	0.00%	142	89.87%	142	89.87%
	Over Votes:	0	0.00%	0	0.00%	0	0.00%	0	0.00%
	Under Votes:	0	0.00%	0	0.00%	16	10.13%	16	10.13%

Party	Candidate	Absentee		Early		Election		Total	
Precinct D101 (Ballots Cast: 263)									
UNITED STATES SENATOR, Vote For 1									
	Stephen Howard SLAUGHTER	0	0.00%	0	0.00%	3	5.26%	3	5.26%
	James R. GOULD	0	0.00%	0	0.00%	1	1.75%	1	1.75%
	Rand PAUL	0	0.00%	0	0.00%	53	92.98%	53	92.98%
	Cast Votes:	0	0.00%	0	0.00%	57	100.00%	57	100.00%
	Over Votes:	0	0.00%	0	0.00%	0	0.00%	0	0.00%
	Under Votes:	0	0.00%	0	0.00%	0	0.00%	0	0.00%
UNITED STATES REPRESENTATIVE in CONGRESS 6th Congressional District, Vote For 1									
	Roger Q. BRILL	0	0.00%	0	0.00%	7	12.73%	7	12.73%
	Andy BARR	0	0.00%	0	0.00%	48	87.27%	48	87.27%
	Cast Votes:	0	0.00%	0	0.00%	55	96.49%	55	96.49%
	Over Votes:	0	0.00%	0	0.00%	0	0.00%	0	0.00%
	Under Votes:	0	0.00%	0	0.00%	2	3.51%	2	3.51%
STATE REPRESENTATIVE 72nd Representative District, Vote For 1									
	Curtis KENIMER	0	0.00%	0	0.00%	36	70.59%	36	70.59%
	Phillip D. COPHER	0	0.00%	0	0.00%	15	29.41%	15	29.41%
	Cast Votes:	0	0.00%	0	0.00%	51	89.47%	51	89.47%
	Over Votes:	0	0.00%	0	0.00%	0	0.00%	0	0.00%
	Under Votes:	0	0.00%	0	0.00%	6	10.53%	6	10.53%
PRESIDENT of the UNITED STATES, Vote For 1									
	Martin J. O'MALLEY	0	0.00%	0	0.00%	8	3.92%	8	3.92%
	Bernard "Bernie" SANDERS	0	0.00%	0	0.00%	102	50.00%	102	50.00%
	Hillary CLINTON	0	0.00%	0	0.00%	83	40.69%	83	40.69%
	Roque Rocky DE LA FUENTE	0	0.00%	0	0.00%	1	0.49%	1	0.49%
	"UNCOMMITTED"	0	0.00%	0	0.00%	10	4.90%	10	4.90%
	Cast Votes:	0	0.00%	0	0.00%	204	99.03%	204	99.03%
	Over Votes:	0	0.00%	0	0.00%	0	0.00%	0	0.00%
	Under Votes:	0	0.00%	0	0.00%	2	0.97%	2	0.97%
UNITED STATES SENATOR, Vote For 1									
	Grant T. SHORT	0	0.00%	0	0.00%	9	4.57%	9	4.57%
	Sellus WILDER	0	0.00%	0	0.00%	11	5.58%	11	5.58%
	Jim GRAY	0	0.00%	0	0.00%	158	80.20%	158	80.20%
	Rory HOULIHAN	0	0.00%	0	0.00%	3	1.52%	3	1.52%
	Jeff KENDER	0	0.00%	0	0.00%	4	2.03%	4	2.03%
	Ron LEACH	0	0.00%	0	0.00%	8	4.06%	8	4.06%
	Tom RECKTENWALD	0	0.00%	0	0.00%	4	2.03%	4	2.03%
	Cast Votes:	0	0.00%	0	0.00%	197	95.63%	197	95.63%
	Over Votes:	0	0.00%	0	0.00%	0	0.00%	0	0.00%
	Under Votes:	0	0.00%	0	0.00%	9	4.37%	9	4.37%

Total Number of Voters : 3,030 of 0 = 0.00%

Precincts Reporting 17 of 17 = 100.00%

Party	Candidate	Absentee		Early		Election		Total	
Precinct D101 (Ballots Cast: 263)									
UNITED STATES REPRESENTATIVE in CONGRESS 6th Congressional District, Vote For 1									
	Nancy Jo KEMPER	0	0.00%	0	0.00%	132	69.11%	132	69.11%
	Michael COBLENZ	0	0.00%	0	0.00%	16	8.38%	16	8.38%
	Geoffrey M. "Geoff" YOUNG	0	0.00%	0	0.00%	43	22.51%	43	22.51%
	Cast Votes:	0	0.00%	0	0.00%	191	92.72%	191	92.72%
	Over Votes:	0	0.00%	0	0.00%	0	0.00%	0	0.00%
	Under Votes:	0	0.00%	0	0.00%	15	7.28%	15	7.28%

Precinct Report — Unofficial

PRESIDENTIAL PREFERENCE AND REGULAR PRIMARY — OFFICIAL BALLOT FOR BOURBON COUNTY — May 17, 2016

05/17/2016 07:07 PM

Total Number of Voters : 3,030 of 0 = 0.00%

Precincts Reporting 17 of 17 = 100.00%

Party	Candidate	Absentee		Early		Election		Total	
Precinct D103 (Ballots Cast: 122)									
UNITED STATES SENATOR, Vote For 1									
	Stephen Howard SLAUGHTER	0	0.00%	0	0.00%	1	4.55%	1	4.55%
	James R. GOULD	0	0.00%	0	0.00%	2	9.09%	2	9.09%
	Rand PAUL	0	0.00%	0	0.00%	19	86.36%	19	86.36%
	Cast Votes:	0	0.00%	0	0.00%	22	95.65%	22	95.65%
	Over Votes:	0	0.00%	0	0.00%	0	0.00%	0	0.00%
	Under Votes:	0	0.00%	0	0.00%	1	4.35%	1	4.35%
UNITED STATES REPRESENTATIVE in CONGRESS 6th Congressional District, Vote For 1									
	Roger Q. BRILL	0	0.00%	0	0.00%	10	45.45%	10	45.45%
	Andy BARR	0	0.00%	0	0.00%	12	54.55%	12	54.55%
	Cast Votes:	0	0.00%	0	0.00%	22	95.65%	22	95.65%
	Over Votes:	0	0.00%	0	0.00%	0	0.00%	0	0.00%
	Under Votes:	0	0.00%	0	0.00%	1	4.35%	1	4.35%
STATE REPRESENTATIVE 72nd Representative District, Vote For 1									
	Curtis KENIMER	0	0.00%	0	0.00%	18	78.26%	18	78.26%
	Phillip D. COPHER	0	0.00%	0	0.00%	5	21.74%	5	21.74%
	Cast Votes:	0	0.00%	0	0.00%	23	100.00%	23	100.00%
	Over Votes:	0	0.00%	0	0.00%	0	0.00%	0	0.00%
	Under Votes:	0	0.00%	0	0.00%	0	0.00%	0	0.00%
PRESIDENT of the UNITED STATES, Vote For 1									
	Martin J. O'MALLEY	0	0.00%	0	0.00%	2	2.04%	2	2.04%
	Bernard "Bernie" SANDERS	0	0.00%	0	0.00%	51	52.04%	51	52.04%
	Hillary CLINTON	0	0.00%	0	0.00%	38	38.78%	38	38.78%
	Roque Rocky DE LA FUENTE	0	0.00%	0	0.00%	0	0.00%	0	0.00%
	"UNCOMMITTED"	0	0.00%	0	0.00%	7	7.14%	7	7.14%
	Cast Votes:	0	0.00%	0	0.00%	98	98.99%	98	98.99%
	Over Votes:	0	0.00%	0	0.00%	0	0.00%	0	0.00%
	Under Votes:	0	0.00%	0	0.00%	1	1.01%	1	1.01%
UNITED STATES SENATOR, Vote For 1									
	Grant T. SHORT	0	0.00%	0	0.00%	4	4.35%	4	4.35%
	Sellus WILDER	0	0.00%	0	0.00%	1	1.09%	1	1.09%
	Jim GRAY	0	0.00%	0	0.00%	77	83.70%	77	83.70%
	Rory HOULIHAN	0	0.00%	0	0.00%	3	3.26%	3	3.26%
	Jeff KENDER	0	0.00%	0	0.00%	2	2.17%	2	2.17%
	Ron LEACH	0	0.00%	0	0.00%	3	3.26%	3	3.26%
	Tom RECKTENWALD	0	0.00%	0	0.00%	2	2.17%	2	2.17%
	Cast Votes:	0	0.00%	0	0.00%	92	92.93%	92	92.93%
	Over Votes:	0	0.00%	0	0.00%	0	0.00%	0	0.00%
	Under Votes:	0	0.00%	0	0.00%	7	7.07%	7	7.07%

Precinct Report — Unofficial

PRESIDENTIAL PREFERENCE AND REGULAR PRIMARY — OFFICIAL BALLOT FOR BOURBON COUNTY — May 17, 2016

05/17/2016 07:07 PM

Total Number of Voters : 3,030 of 0 = 0.00%

Precincts Reporting 17 of 17 = 100.00%

Party	Candidate	Absentee		Early		Election		Total	
Precinct D103 (Ballots Cast: 122)									
UNITED STATES REPRESENTATIVE in CONGRESS 6th Congressional District, Vote For 1									
	Nancy Jo KEMPER	0	0.00%	0	0.00%	71	78.02%	71	78.02%
	Michael COBLENZ	0	0.00%	0	0.00%	6	6.59%	6	6.59%
	Geoffrey M. "Geoff" YOUNG	0	0.00%	0	0.00%	14	15.38%	14	15.38%
	Cast Votes:	0	0.00%	0	0.00%	91	91.92%	91	91.92%
	Over Votes:	0	0.00%	0	0.00%	0	0.00%	0	0.00%
	Under Votes:	0	0.00%	0	0.00%	8	8.08%	8	8.08%

Precinct Report — Unofficial

PRESIDENTIAL PREFERENCE AND REGULAR PRIMARY — OFFICIAL BALLOT FOR BOURBON COUNTY — May 17, 2016

05/17/2016 07:07 PM

Total Number of Voters : 3,030 of 0 = 0.00%

Precincts Reporting 17 of 17 = 100.00%

Party	Candidate	Absentee		Early		Election		Total	
Precinct E101 (Ballots Cast: 233)									
UNITED STATES SENATOR, Vote For 1									
	Stephen Howard SLAUGHTER	0	0.00%	0	0.00%	8	14.55%	8	14.55%
	James R. GOULD	0	0.00%	0	0.00%	4	7.27%	4	7.27%
	Rand PAUL	0	0.00%	0	0.00%	43	78.18%	43	78.18%
	Cast Votes:	0	0.00%	0	0.00%	55	100.00%	55	100.00%
	Over Votes:	0	0.00%	0	0.00%	0	0.00%	0	0.00%
	Under Votes:	0	0.00%	0	0.00%	0	0.00%	0	0.00%
UNITED STATES REPRESENTATIVE in CONGRESS 6th Congressional District, Vote For 1									
	Roger Q. BRILL	0	0.00%	0	0.00%	10	18.18%	10	18.18%
	Andy BARR	0	0.00%	0	0.00%	45	81.82%	45	81.82%
	Cast Votes:	0	0.00%	0	0.00%	55	100.00%	55	100.00%
	Over Votes:	0	0.00%	0	0.00%	0	0.00%	0	0.00%
	Under Votes:	0	0.00%	0	0.00%	0	0.00%	0	0.00%
STATE REPRESENTATIVE 72nd Representative District, Vote For 1									
	Curtis KENIMER	0	0.00%	0	0.00%	34	68.00%	34	68.00%
	Phillip D. COPHER	0	0.00%	0	0.00%	16	32.00%	16	32.00%
	Cast Votes:	0	0.00%	0	0.00%	50	90.91%	50	90.91%
	Over Votes:	0	0.00%	0	0.00%	0	0.00%	0	0.00%
	Under Votes:	0	0.00%	0	0.00%	5	9.09%	5	9.09%
PRESIDENT of the UNITED STATES, Vote For 1									
	Martin J. O'MALLEY	0	0.00%	0	0.00%	4	2.25%	4	2.25%
	Bernard "Bernie" SANDERS	0	0.00%	0	0.00%	84	47.19%	84	47.19%
	Hillary CLINTON	0	0.00%	0	0.00%	79	44.38%	79	44.38%
	Roque Rocky DE LA FUENTE	0	0.00%	0	0.00%	0	0.00%	0	0.00%
	"UNCOMMITTED"	0	0.00%	0	0.00%	11	6.18%	11	6.18%
	Cast Votes:	0	0.00%	0	0.00%	178	100.00%	178	100.00%
	Over Votes:	0	0.00%	0	0.00%	0	0.00%	0	0.00%
	Under Votes:	0	0.00%	0	0.00%	0	0.00%	0	0.00%
UNITED STATES SENATOR, Vote For 1									
	Grant T. SHORT	0	0.00%	0	0.00%	10	6.10%	10	6.10%
	Sellus WILDER	0	0.00%	0	0.00%	9	5.49%	9	5.49%
	Jim GRAY	0	0.00%	0	0.00%	131	79.88%	131	79.88%
	Rory HOULIHAN	0	0.00%	0	0.00%	2	1.22%	2	1.22%
	Jeff KENDER	0	0.00%	0	0.00%	4	2.44%	4	2.44%
	Ron LEACH	0	0.00%	0	0.00%	2	1.22%	2	1.22%
	Tom RECKTENWALD	0	0.00%	0	0.00%	6	3.66%	6	3.66%
	Cast Votes:	0	0.00%	0	0.00%	164	92.13%	164	92.13%
	Over Votes:	0	0.00%	0	0.00%	0	0.00%	0	0.00%
	Under Votes:	0	0.00%	0	0.00%	14	7.87%	14	7.87%

Precinct Report — Unofficial

PRESIDENTIAL PREFERENCE AND REGULAR PRIMARY — OFFICIAL BALLOT FOR BOURBON COUNTY — May 17, 2016

05/17/2016 07:07 PM

Total Number of Voters : 3,030 of 0 = 0.00%

Precincts Reporting 17 of 17 = 100.00%

Party	Candidate	Absentee		Early		Election		Total	
Precinct E101 (Ballots Cast: 233)									
UNITED STATES REPRESENTATIVE in CONGRESS 6th Congressional District, Vote For 1									
	Nancy Jo KEMPER	0	0.00%	0	0.00%	114	72.15%	114	72.15%
	Michael COBLENZ	0	0.00%	0	0.00%	15	9.49%	15	9.49%
	Geoffrey M. "Geoff" YOUNG	0	0.00%	0	0.00%	29	18.35%	29	18.35%
	Cast Votes:	0	0.00%	0	0.00%	158	88.76%	158	88.76%
	Over Votes:	0	0.00%	0	0.00%	0	0.00%	0	0.00%
	Under Votes:	0	0.00%	0	0.00%	20	11.24%	20	11.24%

Total Number of Voters : 3,030 of 0 = 0.00%

Precincts Reporting 17 of 17 = 100.00%

Party	Candidate	Absentee		Early		Election		Total	
Precinct E103 (Ballots Cast: 180)									
UNITED STATES SENATOR, Vote For 1									
	Stephen Howard SLAUGHTER	0	0.00%	0	0.00%	1	5.00%	1	5.00%
	James R. GOULD	0	0.00%	0	0.00%	1	5.00%	1	5.00%
	Rand PAUL	0	0.00%	0	0.00%	18	90.00%	18	90.00%
	Cast Votes:	0	0.00%	0	0.00%	20	95.24%	20	95.24%
	Over Votes:	0	0.00%	0	0.00%	0	0.00%	0	0.00%
	Under Votes:	0	0.00%	0	0.00%	1	4.76%	1	4.76%
UNITED STATES REPRESENTATIVE in CONGRESS 6th Congressional District, Vote For 1									
	Roger Q. BRILL	0	0.00%	0	0.00%	2	9.52%	2	9.52%
	Andy BARR	0	0.00%	0	0.00%	19	90.48%	19	90.48%
	Cast Votes:	0	0.00%	0	0.00%	21	100.00%	21	100.00%
	Over Votes:	0	0.00%	0	0.00%	0	0.00%	0	0.00%
	Under Votes:	0	0.00%	0	0.00%	0	0.00%	0	0.00%
STATE REPRESENTATIVE 72nd Representative District, Vote For 1									
	Curtis KENIMER	0	0.00%	0	0.00%	18	90.00%	18	90.00%
	Phillip D. COPHER	0	0.00%	0	0.00%	2	10.00%	2	10.00%
	Cast Votes:	0	0.00%	0	0.00%	20	95.24%	20	95.24%
	Over Votes:	0	0.00%	0	0.00%	0	0.00%	0	0.00%
	Under Votes:	0	0.00%	0	0.00%	1	4.76%	1	4.76%
PRESIDENT of the UNITED STATES, Vote For 1									
	Martin J. O'MALLEY	0	0.00%	0	0.00%	1	0.64%	1	0.64%
	Bernard "Bernie" SANDERS	0	0.00%	0	0.00%	65	41.40%	65	41.40%
	Hillary CLINTON	0	0.00%	0	0.00%	78	49.68%	78	49.68%
	Roque Rocky DE LA FUENTE	0	0.00%	0	0.00%	0	0.00%	0	0.00%
	"UNCOMMITTED"	0	0.00%	0	0.00%	13	8.28%	13	8.28%
	Cast Votes:	0	0.00%	0	0.00%	157	98.74%	157	98.74%
	Over Votes:	0	0.00%	0	0.00%	0	0.00%	0	0.00%
	Under Votes:	0	0.00%	0	0.00%	2	1.26%	2	1.26%
UNITED STATES SENATOR, Vote For 1									
	Grant T. SHORT	0	0.00%	0	0.00%	5	3.21%	5	3.21%
	Sellus WILDER	0	0.00%	0	0.00%	11	7.05%	11	7.05%
	Jim GRAY	0	0.00%	0	0.00%	123	78.85%	123	78.85%
	Rory HOULIHAN	0	0.00%	0	0.00%	2	1.28%	2	1.28%
	Jeff KENDER	0	0.00%	0	0.00%	4	2.56%	4	2.56%
	Ron LEACH	0	0.00%	0	0.00%	5	3.21%	5	3.21%
	Tom RECKTENWALD	0	0.00%	0	0.00%	6	3.85%	6	3.85%
	Cast Votes:	0	0.00%	0	0.00%	156	98.11%	156	98.11%
	Over Votes:	0	0.00%	0	0.00%	0	0.00%	0	0.00%
	Under Votes:	0	0.00%	0	0.00%	3	1.89%	3	1.89%

Precinct Report — Unofficial

PRESIDENTIAL PREFERENCE AND REGULAR PRIMARY — OFFICIAL BALLOT FOR BOURBON COUNTY — May 17, 2016

05/17/2016 07:07 PM

Total Number of Voters : 3,030 of 0 = 0.00%

Precincts Reporting 17 of 17 = 100.00%

Party	Candidate	Absentee		Early		Election		Total	
Precinct E103 (Ballots Cast: 180)									
UNITED STATES REPRESENTATIVE in CONGRESS 6th Congressional District, Vote For 1									
	Nancy Jo KEMPER	0	0.00%	0	0.00%	106	72.60%	106	72.60%
	Michael COBLENZ	0	0.00%	0	0.00%	13	8.90%	13	8.90%
	Geoffrey M. "Geoff" YOUNG	0	0.00%	0	0.00%	27	18.49%	27	18.49%
	Cast Votes:	0	0.00%	0	0.00%	146	91.82%	146	91.82%
	Over Votes:	0	0.00%	0	0.00%	0	0.00%	0	0.00%
	Under Votes:	0	0.00%	0	0.00%	13	8.18%	13	8.18%

Total Number of Voters : 3,030 of 0 = 0.00%

Precincts Reporting 17 of 17 = 100.00%

Party	Candidate	Absentee		Early		Election		Total	
Precinct F101 (Ballots Cast: 158)									
UNITED STATES SENATOR, Vote For 1									
	Stephen Howard SLAUGHTER	0	0.00%	0	0.00%	1	5.26%	1	5.26%
	James R. GOULD	0	0.00%	0	0.00%	4	21.05%	4	21.05%
	Rand PAUL	0	0.00%	0	0.00%	14	73.68%	14	73.68%
	Cast Votes:	0	0.00%	0	0.00%	19	95.00%	19	95.00%
	Over Votes:	0	0.00%	0	0.00%	0	0.00%	0	0.00%
	Under Votes:	0	0.00%	0	0.00%	1	5.00%	1	5.00%
UNITED STATES REPRESENTATIVE in CONGRESS 6th Congressional District, Vote For 1									
	Roger Q. BRILL	0	0.00%	0	0.00%	4	20.00%	4	20.00%
	Andy BARR	0	0.00%	0	0.00%	16	80.00%	16	80.00%
	Cast Votes:	0	0.00%	0	0.00%	20	100.00%	20	100.00%
	Over Votes:	0	0.00%	0	0.00%	0	0.00%	0	0.00%
	Under Votes:	0	0.00%	0	0.00%	0	0.00%	0	0.00%
STATE REPRESENTATIVE 72nd Representative District, Vote For 1									
	Curtis KENIMER	0	0.00%	0	0.00%	15	78.95%	15	78.95%
	Phillip D. COPHER	0	0.00%	0	0.00%	4	21.05%	4	21.05%
	Cast Votes:	0	0.00%	0	0.00%	19	95.00%	19	95.00%
	Over Votes:	0	0.00%	0	0.00%	0	0.00%	0	0.00%
	Under Votes:	0	0.00%	0	0.00%	1	5.00%	1	5.00%
PRESIDENT of the UNITED STATES, Vote For 1									
	Martin J. O'MALLEY	0	0.00%	0	0.00%	3	2.17%	3	2.17%
	Bernard "Bernie" SANDERS	0	0.00%	0	0.00%	55	39.86%	55	39.86%
	Hillary CLINTON	0	0.00%	0	0.00%	64	46.38%	64	46.38%
	Roque Rocky DE LA FUENTE	0	0.00%	0	0.00%	0	0.00%	0	0.00%
	"UNCOMMITTED"	0	0.00%	0	0.00%	16	11.59%	16	11.59%
	Cast Votes:	0	0.00%	0	0.00%	138	100.00%	138	100.00%
	Over Votes:	0	0.00%	0	0.00%	0	0.00%	0	0.00%
	Under Votes:	0	0.00%	0	0.00%	0	0.00%	0	0.00%
UNITED STATES SENATOR, Vote For 1									
	Grant T. SHORT	0	0.00%	0	0.00%	6	4.51%	6	4.51%
	Sellus WILDER	0	0.00%	0	0.00%	2	1.50%	2	1.50%
	Jim GRAY	0	0.00%	0	0.00%	107	80.45%	107	80.45%
	Rory HOULIHAN	0	0.00%	0	0.00%	0	0.00%	0	0.00%
	Jeff KENDER	0	0.00%	0	0.00%	4	3.01%	4	3.01%
	Ron LEACH	0	0.00%	0	0.00%	10	7.52%	10	7.52%
	Tom RECKTENWALD	0	0.00%	0	0.00%	4	3.01%	4	3.01%
	Cast Votes:	0	0.00%	0	0.00%	133	96.38%	133	96.38%
	Over Votes:	0	0.00%	0	0.00%	0	0.00%	0	0.00%
	Under Votes:	0	0.00%	0	0.00%	5	3.62%	5	3.62%

Precinct Report — Unofficial

PRESIDENTIAL PREFERENCE AND REGULAR PRIMARY — OFFICIAL BALLOT FOR BOURBON COUNTY — May 17, 2016

05/17/2016 07:07 PM

Total Number of Voters : 3,030 of 0 = 0.00%

Precincts Reporting 17 of 17 = 100.00%

Party	Candidate	Absentee		Early		Election		Total	
Precinct F101 (Ballots Cast: 158)									
UNITED STATES REPRESENTATIVE in CONGRESS 6th Congressional District, Vote For 1									
	Nancy Jo KEMPER	0	0.00%	0	0.00%	97	75.78%	97	75.78%
	Michael COBLENZ	0	0.00%	0	0.00%	9	7.03%	9	7.03%
	Geoffrey M. "Geoff" YOUNG	0	0.00%	0	0.00%	22	17.19%	22	17.19%
	Cast Votes:	0	0.00%	0	0.00%	128	92.75%	128	92.75%
	Over Votes:	0	0.00%	0	0.00%	0	0.00%	0	0.00%
	Under Votes:	0	0.00%	0	0.00%	10	7.25%	10	7.25%

Total Number of Voters : 3,030 of 0 = 0.00%

Precincts Reporting 17 of 17 = 100.00%

Party	Candidate	Absentee		Early		Election		Total	
Precinct F102 (Ballots Cast: 207)									
UNITED STATES SENATOR, Vote For 1									
	Stephen Howard SLAUGHTER	0	0.00%	0	0.00%	2	3.08%	2	3.08%
	James R. GOULD	0	0.00%	0	0.00%	3	4.62%	3	4.62%
	Rand PAUL	0	0.00%	0	0.00%	60	92.31%	60	92.31%
	Cast Votes:	0	0.00%	0	0.00%	65	95.59%	65	95.59%
	Over Votes:	0	0.00%	0	0.00%	0	0.00%	0	0.00%
	Under Votes:	0	0.00%	0	0.00%	3	4.41%	3	4.41%
UNITED STATES REPRESENTATIVE in CONGRESS 6th Congressional District, Vote For 1									
	Roger Q. BRILL	0	0.00%	0	0.00%	13	19.40%	13	19.40%
	Andy BARR	0	0.00%	0	0.00%	54	80.60%	54	80.60%
	Cast Votes:	0	0.00%	0	0.00%	67	98.53%	67	98.53%
	Over Votes:	0	0.00%	0	0.00%	0	0.00%	0	0.00%
	Under Votes:	0	0.00%	0	0.00%	1	1.47%	1	1.47%
STATE REPRESENTATIVE 72nd Representative District, Vote For 1									
	Curtis KENIMER	0	0.00%	0	0.00%	56	84.85%	56	84.85%
	Phillip D. COPHER	0	0.00%	0	0.00%	10	15.15%	10	15.15%
	Cast Votes:	0	0.00%	0	0.00%	66	97.06%	66	97.06%
	Over Votes:	0	0.00%	0	0.00%	0	0.00%	0	0.00%
	Under Votes:	0	0.00%	0	0.00%	2	2.94%	2	2.94%
PRESIDENT of the UNITED STATES, Vote For 1									
	Martin J. O'MALLEY	0	0.00%	0	0.00%	3	2.17%	3	2.17%
	Bernard "Bernie" SANDERS	0	0.00%	0	0.00%	61	44.20%	61	44.20%
	Hillary CLINTON	0	0.00%	0	0.00%	62	44.93%	62	44.93%
	Roque Rocky DE LA FUENTE	0	0.00%	0	0.00%	1	0.72%	1	0.72%
	"UNCOMMITTED"	0	0.00%	0	0.00%	11	7.97%	11	7.97%
	Cast Votes:	0	0.00%	0	0.00%	138	99.28%	138	99.28%
	Over Votes:	0	0.00%	0	0.00%	0	0.00%	0	0.00%
	Under Votes:	0	0.00%	0	0.00%	1	0.72%	1	0.72%
UNITED STATES SENATOR, Vote For 1									
	Grant T. SHORT	0	0.00%	0	0.00%	8	5.97%	8	5.97%
	Sellus WILDER	0	0.00%	0	0.00%	5	3.73%	5	3.73%
	Jim GRAY	0	0.00%	0	0.00%	113	84.33%	113	84.33%
	Rory HOULIHAN	0	0.00%	0	0.00%	0	0.00%	0	0.00%
	Jeff KENDER	0	0.00%	0	0.00%	2	1.49%	2	1.49%
	Ron LEACH	0	0.00%	0	0.00%	5	3.73%	5	3.73%
	Tom RECKTENWALD	0	0.00%	0	0.00%	1	0.75%	1	0.75%
	Cast Votes:	0	0.00%	0	0.00%	134	96.40%	134	96.40%
	Over Votes:	0	0.00%	0	0.00%	0	0.00%	0	0.00%
	Under Votes:	0	0.00%	0	0.00%	5	3.60%	5	3.60%

Total Number of Voters : 3,030 of 0 = 0.00%

Precincts Reporting 17 of 17 = 100.00%

Party	Candidate	Absentee		Early		Election		Total	
Precinct F102 (Ballots Cast: 207)									
UNITED STATES REPRESENTATIVE in CONGRESS 6th Congressional District, Vote For 1									
	Nancy Jo KEMPER	0	0.00%	0	0.00%	90	68.70%	90	68.70%
	Michael COBLENZ	0	0.00%	0	0.00%	11	8.40%	11	8.40%
	Geoffrey M. "Geoff" YOUNG	0	0.00%	0	0.00%	30	22.90%	30	22.90%
	Cast Votes:	0	0.00%	0	0.00%	131	94.24%	131	94.24%
	Over Votes:	0	0.00%	0	0.00%	0	0.00%	0	0.00%
	Under Votes:	0	0.00%	0	0.00%	8	5.76%	8	5.76%

Total Number of Voters : 3,030 of 0 = 0.00%

Precincts Reporting 17 of 17 = 100.00%

Party	Candidate	Absentee		Early		Election		Total	
Precinct F103 (Ballots Cast: 125)									
UNITED STATES SENATOR, Vote For 1									
	Stephen Howard SLAUGHTER	0	0.00%	0	0.00%	1	2.38%	1	2.38%
	James R. GOULD	0	0.00%	0	0.00%	4	9.52%	4	9.52%
	Rand PAUL	0	0.00%	0	0.00%	37	88.10%	37	88.10%
	Cast Votes:	0	0.00%	0	0.00%	42	100.00%	42	100.00%
	Over Votes:	0	0.00%	0	0.00%	0	0.00%	0	0.00%
	Under Votes:	0	0.00%	0	0.00%	0	0.00%	0	0.00%
UNITED STATES REPRESENTATIVE in CONGRESS 6th Congressional District, Vote For 1									
	Roger Q. BRILL	0	0.00%	0	0.00%	7	17.07%	7	17.07%
	Andy BARR	0	0.00%	0	0.00%	34	82.93%	34	82.93%
	Cast Votes:	0	0.00%	0	0.00%	41	97.62%	41	97.62%
	Over Votes:	0	0.00%	0	0.00%	0	0.00%	0	0.00%
	Under Votes:	0	0.00%	0	0.00%	1	2.38%	1	2.38%
STATE REPRESENTATIVE 72nd Representative District, Vote For 1									
	Curtis KENIMER	0	0.00%	0	0.00%	32	80.00%	32	80.00%
	Phillip D. COPHER	0	0.00%	0	0.00%	8	20.00%	8	20.00%
	Cast Votes:	0	0.00%	0	0.00%	40	95.24%	40	95.24%
	Over Votes:	0	0.00%	0	0.00%	0	0.00%	0	0.00%
	Under Votes:	0	0.00%	0	0.00%	2	4.76%	2	4.76%
PRESIDENT of the UNITED STATES, Vote For 1									
	Martin J. O'MALLEY	0	0.00%	0	0.00%	1	1.20%	1	1.20%
	Bernard "Bernie" SANDERS	0	0.00%	0	0.00%	47	56.63%	47	56.63%
	Hillary CLINTON	0	0.00%	0	0.00%	33	39.76%	33	39.76%
	Roque Rocky DE LA FUENTE	0	0.00%	0	0.00%	0	0.00%	0	0.00%
	"UNCOMMITTED"	0	0.00%	0	0.00%	2	2.41%	2	2.41%
	Cast Votes:	0	0.00%	0	0.00%	83	100.00%	83	100.00%
	Over Votes:	0	0.00%	0	0.00%	0	0.00%	0	0.00%
	Under Votes:	0	0.00%	0	0.00%	0	0.00%	0	0.00%
UNITED STATES SENATOR, Vote For 1									
	Grant T. SHORT	0	0.00%	0	0.00%	2	2.50%	2	2.50%
	Sellus WILDER	0	0.00%	0	0.00%	9	11.25%	9	11.25%
	Jim GRAY	0	0.00%	0	0.00%	66	82.50%	66	82.50%
	Rory HOULIHAN	0	0.00%	0	0.00%	1	1.25%	1	1.25%
	Jeff KENDER	0	0.00%	0	0.00%	1	1.25%	1	1.25%
	Ron LEACH	0	0.00%	0	0.00%	0	0.00%	0	0.00%
	Tom RECKTENWALD	0	0.00%	0	0.00%	1	1.25%	1	1.25%
	Cast Votes:	0	0.00%	0	0.00%	80	96.39%	80	96.39%
	Over Votes:	0	0.00%	0	0.00%	0	0.00%	0	0.00%
	Under Votes:	0	0.00%	0	0.00%	3	3.61%	3	3.61%

Precinct Report — Unofficial

PRESIDENTIAL PREFERENCE AND REGULAR PRIMARY — OFFICIAL BALLOT FOR BOURBON COUNTY — May 17, 2016

05/17/2016 07:07 PM

Total Number of Voters : 3,030 of 0 = 0.00%

Precincts Reporting 17 of 17 = 100.00%

Party	Candidate	Absentee		Early		Election		Total	
Precinct F103 (Ballots Cast: 125)									
UNITED STATES REPRESENTATIVE in CONGRESS 6th Congressional District, Vote For 1									
	Nancy Jo KEMPER	0	0.00%	0	0.00%	49	62.82%	49	62.82%
	Michael COBLENZ	0	0.00%	0	0.00%	3	3.85%	3	3.85%
	Geoffrey M. "Geoff" YOUNG	0	0.00%	0	0.00%	26	33.33%	26	33.33%
	Cast Votes:	0	0.00%	0	0.00%	78	93.98%	78	93.98%
	Over Votes:	0	0.00%	0	0.00%	0	0.00%	0	0.00%
	Under Votes:	0	0.00%	0	0.00%	5	6.02%	5	6.02%

Precinct Report — Unofficial

PRESIDENTIAL PREFERENCE AND REGULAR PRIMARY — OFFICIAL BALLOT FOR BOURBON COUNTY — May 17, 2016

05/17/2016 07:07 PM

Total Number of Voters : 3,030 of 0 = 0.00%

Precincts Reporting 17 of 17 = 100.00%

Party	Candidate	Absentee		Early		Election		Total	
Precinct G101 (Ballots Cast: 241)									
UNITED STATES SENATOR, Vote For 1									
	Stephen Howard SLAUGHTER	0	0.00%	0	0.00%	4	6.06%	4	6.06%
	James R. GOULD	0	0.00%	0	0.00%	2	3.03%	2	3.03%
	Rand PAUL	0	0.00%	0	0.00%	60	90.91%	60	90.91%
	Cast Votes:	0	0.00%	0	0.00%	66	98.51%	66	98.51%
	Over Votes:	0	0.00%	0	0.00%	0	0.00%	0	0.00%
	Under Votes:	0	0.00%	0	0.00%	1	1.49%	1	1.49%
UNITED STATES REPRESENTATIVE in CONGRESS 6th Congressional District, Vote For 1									
	Roger Q. BRILL	0	0.00%	0	0.00%	6	9.23%	6	9.23%
	Andy BARR	0	0.00%	0	0.00%	59	90.77%	59	90.77%
	Cast Votes:	0	0.00%	0	0.00%	65	97.01%	65	97.01%
	Over Votes:	0	0.00%	0	0.00%	0	0.00%	0	0.00%
	Under Votes:	0	0.00%	0	0.00%	2	2.99%	2	2.99%
STATE REPRESENTATIVE 72nd Representative District, Vote For 1									
	Curtis KENIMER	0	0.00%	0	0.00%	50	81.97%	50	81.97%
	Phillip D. COPHER	0	0.00%	0	0.00%	11	18.03%	11	18.03%
	Cast Votes:	0	0.00%	0	0.00%	61	91.04%	61	91.04%
	Over Votes:	0	0.00%	0	0.00%	0	0.00%	0	0.00%
	Under Votes:	0	0.00%	0	0.00%	6	8.96%	6	8.96%
PRESIDENT of the UNITED STATES, Vote For 1									
	Martin J. O'MALLEY	0	0.00%	0	0.00%	3	1.75%	3	1.75%
	Bernard "Bernie" SANDERS	0	0.00%	0	0.00%	72	42.11%	72	42.11%
	Hillary CLINTON	0	0.00%	0	0.00%	85	49.71%	85	49.71%
	Roque Rocky DE LA FUENTE	0	0.00%	0	0.00%	0	0.00%	0	0.00%
	"UNCOMMITTED"	0	0.00%	0	0.00%	11	6.43%	11	6.43%
	Cast Votes:	0	0.00%	0	0.00%	171	98.28%	171	98.28%
	Over Votes:	0	0.00%	0	0.00%	0	0.00%	0	0.00%
	Under Votes:	0	0.00%	0	0.00%	3	1.72%	3	1.72%
UNITED STATES SENATOR, Vote For 1									
	Grant T. SHORT	0	0.00%	0	0.00%	3	1.80%	3	1.80%
	Sellus WILDER	0	0.00%	0	0.00%	9	5.39%	9	5.39%
	Jim GRAY	0	0.00%	0	0.00%	135	80.84%	135	80.84%
	Rory HOULIHAN	0	0.00%	0	0.00%	4	2.40%	4	2.40%
	Jeff KENDER	0	0.00%	0	0.00%	3	1.80%	3	1.80%
	Ron LEACH	0	0.00%	0	0.00%	10	5.99%	10	5.99%
	Tom RECKTENWALD	0	0.00%	0	0.00%	3	1.80%	3	1.80%
	Cast Votes:	0	0.00%	0	0.00%	167	95.98%	167	95.98%
	Over Votes:	0	0.00%	0	0.00%	0	0.00%	0	0.00%
	Under Votes:	0	0.00%	0	0.00%	7	4.02%	7	4.02%

Precinct Report — Unofficial

PRESIDENTIAL PREFERENCE AND REGULAR PRIMARY — OFFICIAL BALLOT FOR BOURBON COUNTY — May 17, 2016

05/17/2016 07:07 PM

Total Number of Voters : 3,030 of 0 = 0.00%

Precincts Reporting 17 of 17 = 100.00%

Party	Candidate	Absentee		Early		Election		Total	
Precinct G101 (Ballots Cast: 241)									
UNITED STATES REPRESENTATIVE in CONGRESS 6th Congressional District, Vote For 1									
	Nancy Jo KEMPER	0	0.00%	0	0.00%	123	76.88%	123	76.88%
	Michael COBLENZ	0	0.00%	0	0.00%	7	4.38%	7	4.38%
	Geoffrey M. "Geoff" YOUNG	0	0.00%	0	0.00%	30	18.75%	30	18.75%
	Cast Votes:	0	0.00%	0	0.00%	160	91.95%	160	91.95%
	Over Votes:	0	0.00%	0	0.00%	0	0.00%	0	0.00%
	Under Votes:	0	0.00%	0	0.00%	14	8.05%	14	8.05%

Precinct Report — Unofficial

PRESIDENTIAL PREFERENCE AND REGULAR PRIMARY — OFFICIAL BALLOT FOR BOURBON COUNTY — May 17, 2016

05/17/2016 07:07 PM

Total Number of Voters : 3,030 of 0 = 0.00%

Precincts Reporting 17 of 17 = 100.00%

Party	Candidate	Absentee		Early		Election		Total	
Precinct G102 (Ballots Cast: 221)									
UNITED STATES SENATOR, Vote For 1									
	Stephen Howard SLAUGHTER	0	0.00%	0	0.00%	4	10.00%	4	10.00%
	James R. GOULD	0	0.00%	0	0.00%	2	5.00%	2	5.00%
	Rand PAUL	0	0.00%	0	0.00%	34	85.00%	34	85.00%
	Cast Votes:	0	0.00%	0	0.00%	40	95.24%	40	95.24%
	Over Votes:	0	0.00%	0	0.00%	0	0.00%	0	0.00%
	Under Votes:	0	0.00%	0	0.00%	2	4.76%	2	4.76%
UNITED STATES REPRESENTATIVE in CONGRESS 6th Congressional District, Vote For 1									
	Roger Q. BRILL	0	0.00%	0	0.00%	4	9.52%	4	9.52%
	Andy BARR	0	0.00%	0	0.00%	38	90.48%	38	90.48%
	Cast Votes:	0	0.00%	0	0.00%	42	100.00%	42	100.00%
	Over Votes:	0	0.00%	0	0.00%	0	0.00%	0	0.00%
	Under Votes:	0	0.00%	0	0.00%	0	0.00%	0	0.00%
STATE REPRESENTATIVE 72nd Representative District, Vote For 1									
	Curtis KENIMER	0	0.00%	0	0.00%	35	87.50%	35	87.50%
	Phillip D. COPHER	0	0.00%	0	0.00%	5	12.50%	5	12.50%
	Cast Votes:	0	0.00%	0	0.00%	40	95.24%	40	95.24%
	Over Votes:	0	0.00%	0	0.00%	0	0.00%	0	0.00%
	Under Votes:	0	0.00%	0	0.00%	2	4.76%	2	4.76%
PRESIDENT of the UNITED STATES, Vote For 1									
	Martin J. O'MALLEY	0	0.00%	0	0.00%	2	1.12%	2	1.12%
	Bernard "Bernie" SANDERS	0	0.00%	0	0.00%	84	46.93%	84	46.93%
	Hillary CLINTON	0	0.00%	0	0.00%	84	46.93%	84	46.93%
	Roque Rocky DE LA FUENTE	0	0.00%	0	0.00%	2	1.12%	2	1.12%
	"UNCOMMITTED"	0	0.00%	0	0.00%	7	3.91%	7	3.91%
	Cast Votes:	0	0.00%	0	0.00%	179	100.00%	179	100.00%
	Over Votes:	0	0.00%	0	0.00%	0	0.00%	0	0.00%
	Under Votes:	0	0.00%	0	0.00%	0	0.00%	0	0.00%
UNITED STATES SENATOR, Vote For 1									
	Grant T. SHORT	0	0.00%	0	0.00%	2	1.14%	2	1.14%
	Sellus WILDER	0	0.00%	0	0.00%	16	9.14%	16	9.14%
	Jim GRAY	0	0.00%	0	0.00%	149	85.14%	149	85.14%
	Rory HOULIHAN	0	0.00%	0	0.00%	4	2.29%	4	2.29%
	Jeff KENDER	0	0.00%	0	0.00%	0	0.00%	0	0.00%
	Ron LEACH	0	0.00%	0	0.00%	4	2.29%	4	2.29%
	Tom RECKTENWALD	0	0.00%	0	0.00%	0	0.00%	0	0.00%
	Cast Votes:	0	0.00%	0	0.00%	175	97.77%	175	97.77%
	Over Votes:	0	0.00%	0	0.00%	0	0.00%	0	0.00%
	Under Votes:	0	0.00%	0	0.00%	4	2.23%	4	2.23%

Precinct Report — Unofficial

PRESIDENTIAL PREFERENCE AND REGULAR PRIMARY — OFFICIAL BALLOT FOR BOURBON COUNTY — May 17, 2016

05/17/2016 07:07 PM

Total Number of Voters : 3,030 of 0 = 0.00%

Precincts Reporting 17 of 17 = 100.00%

Party	Candidate	Absentee		Early		Election		Total	
Precinct G102 (Ballots Cast: 221)									
UNITED STATES REPRESENTATIVE in CONGRESS 6th Congressional District, Vote For 1									
	Nancy Jo KEMPER	0	0.00%	0	0.00%	127	76.05%	127	76.05%
	Michael COBLENZ	0	0.00%	0	0.00%	7	4.19%	7	4.19%
	Geoffrey M. "Geoff" YOUNG	0	0.00%	0	0.00%	33	19.76%	33	19.76%
	Cast Votes:	0	0.00%	0	0.00%	167	93.30%	167	93.30%
	Over Votes:	0	0.00%	0	0.00%	0	0.00%	0	0.00%
	Under Votes:	0	0.00%	0	0.00%	12	6.70%	12	6.70%

Total Number of Voters : 3,030 of 0 = 0.00%

Precincts Reporting 17 of 17 = 100.00%

Party	Candidate	Absentee		Early		Election		Total	
Precinct H101 (Ballots Cast: 244)									
UNITED STATES SENATOR, Vote For 1									
	Stephen Howard SLAUGHTER	0	0.00%	0	0.00%	0	0.00%	0	0.00%
	James R. GOULD	0	0.00%	0	0.00%	3	6.12%	3	6.12%
	Rand PAUL	0	0.00%	0	0.00%	46	93.88%	46	93.88%
	Cast Votes:	0	0.00%	0	0.00%	49	98.00%	49	98.00%
	Over Votes:	0	0.00%	0	0.00%	0	0.00%	0	0.00%
	Under Votes:	0	0.00%	0	0.00%	1	2.00%	1	2.00%
UNITED STATES REPRESENTATIVE in CONGRESS 6th Congressional District, Vote For 1									
	Roger Q. BRILL	0	0.00%	0	0.00%	11	22.00%	11	22.00%
	Andy BARR	0	0.00%	0	0.00%	39	78.00%	39	78.00%
	Cast Votes:	0	0.00%	0	0.00%	50	100.00%	50	100.00%
	Over Votes:	0	0.00%	0	0.00%	0	0.00%	0	0.00%
	Under Votes:	0	0.00%	0	0.00%	0	0.00%	0	0.00%
STATE REPRESENTATIVE 72nd Representative District, Vote For 1									
	Curtis KENIMER	0	0.00%	0	0.00%	46	95.83%	46	95.83%
	Phillip D. COPHER	0	0.00%	0	0.00%	2	4.17%	2	4.17%
	Cast Votes:	0	0.00%	0	0.00%	48	96.00%	48	96.00%
	Over Votes:	0	0.00%	0	0.00%	0	0.00%	0	0.00%
	Under Votes:	0	0.00%	0	0.00%	2	4.00%	2	4.00%
PRESIDENT of the UNITED STATES, Vote For 1									
	Martin J. O'MALLEY	0	0.00%	0	0.00%	4	2.08%	4	2.08%
	Bernard "Bernie" SANDERS	0	0.00%	0	0.00%	89	46.35%	89	46.35%
	Hillary CLINTON	0	0.00%	0	0.00%	87	45.31%	87	45.31%
	Roque Rocky DE LA FUENTE	0	0.00%	0	0.00%	0	0.00%	0	0.00%
	"UNCOMMITTED"	0	0.00%	0	0.00%	12	6.25%	12	6.25%
	Cast Votes:	0	0.00%	0	0.00%	192	98.97%	192	98.97%
	Over Votes:	0	0.00%	0	0.00%	0	0.00%	0	0.00%
	Under Votes:	0	0.00%	0	0.00%	2	1.03%	2	1.03%
UNITED STATES SENATOR, Vote For 1									
	Grant T. SHORT	0	0.00%	0	0.00%	3	1.64%	3	1.64%
	Sellus WILDER	0	0.00%	0	0.00%	15	8.20%	15	8.20%
	Jim GRAY	0	0.00%	0	0.00%	145	79.23%	145	79.23%
	Rory HOULIHAN	0	0.00%	0	0.00%	0	0.00%	0	0.00%
	Jeff KENDER	0	0.00%	0	0.00%	10	5.46%	10	5.46%
	Ron LEACH	0	0.00%	0	0.00%	6	3.28%	6	3.28%
	Tom RECKTENWALD	0	0.00%	0	0.00%	4	2.19%	4	2.19%
	Cast Votes:	0	0.00%	0	0.00%	183	94.33%	183	94.33%
	Over Votes:	0	0.00%	0	0.00%	0	0.00%	0	0.00%
	Under Votes:	0	0.00%	0	0.00%	11	5.67%	11	5.67%

Precinct Report — Unofficial

PRESIDENTIAL PREFERENCE AND REGULAR PRIMARY — OFFICIAL BALLOT FOR BOURBON COUNTY — May 17, 2016

05/17/2016 07:07 PM

Total Number of Voters : 3,030 of 0 = 0.00%

Precincts Reporting 17 of 17 = 100.00%

Party	Candidate	Absentee		Early		Election		Total	
Precinct H101 (Ballots Cast: 244)									
UNITED STATES REPRESENTATIVE in CONGRESS 6th Congressional District, Vote For 1									
	Nancy Jo KEMPER	0	0.00%	0	0.00%	124	69.27%	124	69.27%
	Michael COBLENZ	0	0.00%	0	0.00%	15	8.38%	15	8.38%
	Geoffrey M. "Geoff" YOUNG	0	0.00%	0	0.00%	40	22.35%	40	22.35%
	Cast Votes:	0	0.00%	0	0.00%	179	92.27%	179	92.27%
	Over Votes:	0	0.00%	0	0.00%	0	0.00%	0	0.00%
	Under Votes:	0	0.00%	0	0.00%	15	7.73%	15	7.73%

Total Number of Voters : 3,030 of 0 = 0.00%

Precincts Reporting 17 of 17 = 100.00%

Party	Candidate	Absentee		Early		Election		Total	
Precinct H102 (Ballots Cast: 168)									
UNITED STATES SENATOR, Vote For 1									
	Stephen Howard SLAUGHTER	0	0.00%	0	0.00%	1	9.09%	1	9.09%
	James R. GOULD	0	0.00%	0	0.00%	1	9.09%	1	9.09%
	Rand PAUL	0	0.00%	0	0.00%	9	81.82%	9	81.82%
	Cast Votes:	0	0.00%	0	0.00%	11	91.67%	11	91.67%
	Over Votes:	0	0.00%	0	0.00%	0	0.00%	0	0.00%
	Under Votes:	0	0.00%	0	0.00%	1	8.33%	1	8.33%
UNITED STATES REPRESENTATIVE in CONGRESS 6th Congressional District, Vote For 1									
	Roger Q. BRILL	0	0.00%	0	0.00%	2	20.00%	2	20.00%
	Andy BARR	0	0.00%	0	0.00%	8	80.00%	8	80.00%
	Cast Votes:	0	0.00%	0	0.00%	10	83.33%	10	83.33%
	Over Votes:	0	0.00%	0	0.00%	0	0.00%	0	0.00%
	Under Votes:	0	0.00%	0	0.00%	2	16.67%	2	16.67%
STATE REPRESENTATIVE 72nd Representative District, Vote For 1									
	Curtis KENIMER	0	0.00%	0	0.00%	10	90.91%	10	90.91%
	Phillip D. COPHER	0	0.00%	0	0.00%	1	9.09%	1	9.09%
	Cast Votes:	0	0.00%	0	0.00%	11	91.67%	11	91.67%
	Over Votes:	0	0.00%	0	0.00%	0	0.00%	0	0.00%
	Under Votes:	0	0.00%	0	0.00%	1	8.33%	1	8.33%
PRESIDENT of the UNITED STATES, Vote For 1									
	Martin J. O'MALLEY	0	0.00%	0	0.00%	1	0.66%	1	0.66%
	Bernard "Bernie" SANDERS	0	0.00%	0	0.00%	51	33.55%	51	33.55%
	Hillary CLINTON	0	0.00%	0	0.00%	97	63.82%	97	63.82%
	Roque Rocky DE LA FUENTE	0	0.00%	0	0.00%	0	0.00%	0	0.00%
	"UNCOMMITTED"	0	0.00%	0	0.00%	3	1.97%	3	1.97%
	Cast Votes:	0	0.00%	0	0.00%	152	97.44%	152	97.44%
	Over Votes:	0	0.00%	0	0.00%	0	0.00%	0	0.00%
	Under Votes:	0	0.00%	0	0.00%	4	2.56%	4	2.56%
UNITED STATES SENATOR, Vote For 1									
	Grant T. SHORT	0	0.00%	0	0.00%	4	2.76%	4	2.76%
	Sellus WILDER	0	0.00%	0	0.00%	13	8.97%	13	8.97%
	Jim GRAY	0	0.00%	0	0.00%	121	83.45%	121	83.45%
	Rory HOULIHAN	0	0.00%	0	0.00%	1	0.69%	1	0.69%
	Jeff KENDER	0	0.00%	0	0.00%	2	1.38%	2	1.38%
	Ron LEACH	0	0.00%	0	0.00%	2	1.38%	2	1.38%
	Tom RECKTENWALD	0	0.00%	0	0.00%	2	1.38%	2	1.38%
	Cast Votes:	0	0.00%	0	0.00%	145	92.95%	145	92.95%
	Over Votes:	0	0.00%	0	0.00%	0	0.00%	0	0.00%
	Under Votes:	0	0.00%	0	0.00%	11	7.05%	11	7.05%

Precinct Report — Unofficial

PRESIDENTIAL PREFERENCE AND REGULAR PRIMARY — OFFICIAL BALLOT FOR BOURBON COUNTY — May 17, 2016

05/17/2016 07:07 PM

Total Number of Voters : 3,030 of 0 = 0.00%

Precincts Reporting 17 of 17 = 100.00%

Party	Candidate	Absentee		Early		Election		Total	
Precinct H102 (Ballots Cast: 168)									
UNITED STATES REPRESENTATIVE in CONGRESS 6th Congressional District, Vote For 1									
	Nancy Jo KEMPER	0	0.00%	0	0.00%	107	78.10%	107	78.10%
	Michael COBLENZ	0	0.00%	0	0.00%	8	5.84%	8	5.84%
	Geoffrey M. "Geoff" YOUNG	0	0.00%	0	0.00%	22	16.06%	22	16.06%
	Cast Votes:	0	0.00%	0	0.00%	137	87.82%	137	87.82%
	Over Votes:	0	0.00%	0	0.00%	0	0.00%	0	0.00%
	Under Votes:	0	0.00%	0	0.00%	19	12.18%	19	12.18%

Precinct Report — Unofficial

PRESIDENTIAL PREFERENCE AND REGULAR PRIMARY — OFFICIAL BALLOT FOR BOYD COUNTY — May 17, 2016

05/17/2016 07:36 PM

Total Number of Voters : 7,460 of 0 = 0.00%

Precincts Reporting 47 of 47 = 100.00%

Party	Candidate	Absentee		Early		Election		Total	
Precinct AB4 (Ballots Cast: 372)									
UNITED STATES SENATOR-4th, Vote For 1									
	James R. GOULD	0	0.00%	0	0.00%	16	12.80%	16	12.80%
	Rand PAUL	0	0.00%	0	0.00%	105	84.00%	105	84.00%
	Stephen Howard SLAUGHTER	0	0.00%	0	0.00%	4	3.20%	4	3.20%
	Cast Votes:	0	0.00%	0	0.00%	125	93.28%	125	93.28%
	Over Votes:	0	0.00%	0	0.00%	0	0.00%	0	0.00%
	Under Votes:	0	0.00%	0	0.00%	9	6.72%	9	6.72%
STATE REPRESENTATIVE 98th Representative District, Vote For 1									
	Danny R. BENTLEY	0	0.00%	0	0.00%	1	20.00%	1	20.00%
	Tony D. QUILLEN	0	0.00%	0	0.00%	4	80.00%	4	80.00%
	Cast Votes:	0	0.00%	0	0.00%	5	62.50%	5	62.50%
	Over Votes:	0	0.00%	0	0.00%	0	0.00%	0	0.00%
	Under Votes:	0	0.00%	0	0.00%	3	37.50%	3	37.50%
PRESIDENT of the UNITED STATES, Vote For 1									
	Martin J. O'MALLEY	0	0.00%	0	0.00%	5	2.18%	5	2.18%
	Bernard "Bernie" SANDERS	0	0.00%	0	0.00%	62	27.07%	62	27.07% +1=63
	Hillary CLINTON	0	0.00%	0	0.00%	141	61.57%	141	61.57%
	Roque Rocky DE LA FUENTE	0	0.00%	0	0.00%	0	0.00%	0	0.00%
	"UNCOMMITTED"	0	0.00%	0	0.00%	21	9.17%	21	9.17%
	Cast Votes:	0	0.00%	0	0.00%	229	98.28%	229	98.28%
	Over Votes:	0	0.00%	0	0.00%	0	0.00%	0	0.00%
	Under Votes:	0	0.00%	0	0.00%	4	1.72%	4	1.72%
UNITED STATES SENATOR-4th, Vote For 1									
	Ron LEACH	0	0.00%	0	0.00%	30	15.15%	30	15.15%
	Tom RECKTENWALD	0	0.00%	0	0.00%	13	6.57%	13	6.57%
	Grant T. SHORT	0	0.00%	0	0.00%	21	10.61%	21	10.61%
	Sellus WILDER	0	0.00%	0	0.00%	25	12.63%	25	12.63%
	Jim GRAY	0	0.00%	0	0.00%	93	46.97%	93	46.97%
	Rory HOULIHAN	0	0.00%	0	0.00%	6	3.03%	6	3.03%
	Jeff KENDER	0	0.00%	0	0.00%	10	5.05%	10	5.05%
	Cast Votes:	0	0.00%	0	0.00%	198	84.98%	198	84.98%
	Over Votes:	0	0.00%	0	0.00%	0	0.00%	0	0.00%
	Under Votes:	0	0.00%	0	0.00%	35	15.02%	35	15.02%
STATE REPRESENTATIVE 98th Representative District, Vote For 1									
	Lew NICHOLLS	0	0.00%	0	0.00%	23	88.46%	23	88.46%
	William A. SCAGGS	0	0.00%	0	0.00%	3	11.54%	3	11.54%
	Cast Votes:	0	0.00%	0	0.00%	26	86.67%	26	86.67%
	Over Votes:	0	0.00%	0	0.00%	0	0.00%	0	0.00%
	Under Votes:	0	0.00%	0	0.00%	4	13.33%	4	13.33%

Precinct Report — Unofficial

PRESIDENTIAL PREFERENCE AND REGULAR PRIMARY — OFFICIAL BALLOT FOR BOYD COUNTY — May 17, 2016

05/17/2016 07:36 PM

Total Number of Voters : 7,460 of 0 = 0.00%

Precincts Reporting 47 of 47 = 100.00%

Party	Candidate	Absentee		Early		Election		Total	
Precinct AB4 (Ballots Cast: 372)									
MAYOR City of Ashland, Vote For 1									
	Warren HOWARD JR.	0	0.00%	0	0.00%	30	13.22%	30	13.22%
	Chuck CHARLES	0	0.00%	0	0.00%	80	35.24%	80	35.24%
	Stephen E. GILMORE	0	0.00%	0	0.00%	117	51.54%	117	51.54%
	Cast Votes:	0	0.00%	0	0.00%	227	99.56%	227	99.56%
	Over Votes:	0	0.00%	0	0.00%	0	0.00%	0	0.00%
	Under Votes:	0	0.00%	0	0.00%	1	0.44%	1	0.44%
CITY COMMISSIONERS City of Ashland, Vote For 4									
	Kevin GUNDERSON	0	0.00%	0	0.00%	111	13.96%	111	13.96%
	Marshall STEEN	0	0.00%	0	0.00%	104	13.08%	104	13.08%
	Amanda CLARK	0	0.00%	0	0.00%	94	11.82%	94	11.82%
	Marty GUTE	0	0.00%	0	0.00%	94	11.82%	94	11.82%
	Matt PERKINS	0	0.00%	0	0.00%	103	12.96%	103	12.96%
	Woody CONLEY	0	0.00%	0	0.00%	32	4.03%	32	4.03%
	Cheryl SPRIGGS	0	0.00%	0	0.00%	95	11.95%	95	11.95%
	Larry D. BROWN	0	0.00%	0	0.00%	94	11.82%	94	11.82%
	Frank E. SALISBURY	0	0.00%	0	0.00%	68	8.55%	68	8.55%
	Cast Votes:	0	0.00%	0	0.00%	795	87.17%	795	87.17%
	Over Votes:	0	0.00%	0	0.00%	0	0.00%	0	0.00%
	Under Votes:	0	0.00%	0	0.00%	117	12.83%	117	12.83%

Total Number of Voters : 7,460 of 0 = 0.00%

Precincts Reporting 47 of 47 = 100.00%

Party	Candidate	Absentee		Early		Election		Total	
Precinct AB5 (Ballots Cast: 61)									
UNITED STATES SENATOR-5th, Vote For 1									
	Rand PAUL	0	0.00%	0	0.00%	18	90.00%	18	90.00%
	Stephen Howard SLAUGHTER	0	0.00%	0	0.00%	2	10.00%	2	10.00%
	James R. GOULD	0	0.00%	0	0.00%	0	0.00%	0	0.00%
	Cast Votes:	0	0.00%	0	0.00%	20	100.00%	20	100.00%
	Over Votes:	0	0.00%	0	0.00%	0	0.00%	0	0.00%
	Under Votes:	0	0.00%	0	0.00%	0	0.00%	0	0.00%
UNITED STATES REPRESENTATIVE in CONGRESS 5th Congressional District, Vote For 1									
	Harold "Hal" ROGERS	0	0.00%	0	0.00%	16	80.00%	16	80.00%
	John BURK JR.	0	0.00%	0	0.00%	4	20.00%	4	20.00%
	Cast Votes:	0	0.00%	0	0.00%	20	100.00%	20	100.00%
	Over Votes:	0	0.00%	0	0.00%	0	0.00%	0	0.00%
	Under Votes:	0	0.00%	0	0.00%	0	0.00%	0	0.00%
STATE REPRESENTATIVE 98th Representative District, Vote For 1									
	Danny R. BENTLEY	0	0.00%	0	0.00%	0	0.00%	0	0.00%
	Tony D. QUILLEN	0	0.00%	0	0.00%	0	0.00%	0	0.00%
	Cast Votes:	0	0.00%	0	0.00%	0	0.00%	0	0.00%
	Over Votes:	0	0.00%	0	0.00%	0	0.00%	0	0.00%
	Under Votes:	0	0.00%	0	0.00%	0	0.00%	0	0.00%
PRESIDENT of the UNITED STATES, Vote For 1									
	Martin J. O'MALLEY	0	0.00%	0	0.00%	0	0.00%	0	0.00%
	Bernard "Bernie" SANDERS	0	0.00%	0	0.00%	19	46.34%	19	46.34%
	Hillary CLINTON	0	0.00%	0	0.00%	19	46.34%	19	46.34%
	Roque Rocky DE LA FUENTE	0	0.00%	0	0.00%	0	0.00%	0	0.00%
	"UNCOMMITTED"	0	0.00%	0	0.00%	3	7.32%	3	7.32%
	Cast Votes:	0	0.00%	0	0.00%	41	100.00%	41	100.00%
	Over Votes:	0	0.00%	0	0.00%	0	0.00%	0	0.00%
	Under Votes:	0	0.00%	0	0.00%	0	0.00%	0	0.00%
UNITED STATES SENATOR-5th, Vote For 1									
	Tom RECKTENWALD	0	0.00%	0	0.00%	1	2.56%	1	2.56%
	Grant T. SHORT	0	0.00%	0	0.00%	4	10.26%	4	10.26%
	Sellus WILDER	0	0.00%	0	0.00%	5	12.82%	5	12.82%
	Jim GRAY	0	0.00%	0	0.00%	19	48.72%	19	48.72%
	Rory HOULIHAN	0	0.00%	0	0.00%	0	0.00%	0	0.00%
	Jeff KENDER	0	0.00%	0	0.00%	3	7.69%	3	7.69%
	Ron LEACH	0	0.00%	0	0.00%	7	17.95%	7	17.95%
	Cast Votes:	0	0.00%	0	0.00%	39	95.12%	39	95.12%
	Over Votes:	0	0.00%	0	0.00%	0	0.00%	0	0.00%
	Under Votes:	0	0.00%	0	0.00%	2	4.88%	2	4.88%

Precinct Report — Unofficial

PRESIDENTIAL PREFERENCE AND REGULAR PRIMARY — OFFICIAL BALLOT FOR BOYD COUNTY — May 17, 2016

05/17/2016 07:36 PM

Total Number of Voters : 7,460 of 0 = 0.00%

Precincts Reporting 47 of 47 = 100.00%

Party	Candidate	Absentee		Early		Election		Total	
Precinct AB5 (Ballots Cast: 61)									
STATE REPRESENTATIVE 98th Representative District, Vote For 1									
	Lew NICHOLLS	0	0.00%	0	0.00%	3	100.00%	3	100.00%
	William A. SCAGGS	0	0.00%	0	0.00%	0	0.00%	0	0.00%
	Cast Votes:	0	0.00%	0	0.00%	3	100.00%	3	100.00%
	Over Votes:	0	0.00%	0	0.00%	0	0.00%	0	0.00%
	Under Votes:	0	0.00%	0	0.00%	0	0.00%	0	0.00%

Precinct Report — Unofficial

PRESIDENTIAL PREFERENCE AND REGULAR PRIMARY — OFFICIAL BALLOT FOR BOYD COUNTY — May 17, 2016

05/17/2016 07:36 PM

Total Number of Voters : 7,460 of 0 = 0.00%

Precincts Reporting 47 of 47 = 100.00%

Party	Candidate	Absentee		Early		Election		Total	
Precinct A101 (Ballots Cast: 189)									
UNITED STATES SENATOR-4th, Vote For 1									
	James R. GOULD	0	0.00%	0	0.00%	3	9.38%	3	9.38%
	Rand PAUL	0	0.00%	0	0.00%	27	84.38%	27	84.38%
	Stephen Howard SLAUGHTER	0	0.00%	0	0.00%	2	6.25%	2	6.25%
	Cast Votes:	0	0.00%	0	0.00%	32	100.00%	32	100.00%
	Over Votes:	0	0.00%	0	0.00%	0	0.00%	0	0.00%
	Under Votes:	0	0.00%	0	0.00%	0	0.00%	0	0.00%
PRESIDENT of the UNITED STATES, Vote For 1									
	Martin J. O'MALLEY	0	0.00%	0	0.00%	2	1.31%	2	1.31%
	Bernard "Bernie" SANDERS	0	0.00%	0	0.00%	66	43.14%	66	43.14%
	Hillary CLINTON	0	0.00%	0	0.00%	77	50.33%	77	50.33%
	Roque Rocky DE LA FUENTE	0	0.00%	0	0.00%	1	0.65%	1	0.65%
	"UNCOMMITTED"	0	0.00%	0	0.00%	7	4.58%	7	4.58%
	Cast Votes:	0	0.00%	0	0.00%	153	97.45%	153	97.45%
	Over Votes:	0	0.00%	0	0.00%	0	0.00%	0	0.00%
	Under Votes:	0	0.00%	0	0.00%	4	2.55%	4	2.55%
UNITED STATES SENATOR-4th, Vote For 1									
	Ron LEACH	0	0.00%	0	0.00%	19	15.08%	19	15.08%
	Tom RECKTENWALD	0	0.00%	0	0.00%	5	3.97%	5	3.97%
	Grant T. SHORT	0	0.00%	0	0.00%	15	11.90%	15	11.90%
	Sellus WILDER	0	0.00%	0	0.00%	12	9.52%	12	9.52%
	Jim GRAY	0	0.00%	0	0.00%	57	45.24%	57	45.24%
	Rory HOULIHAN	0	0.00%	0	0.00%	10	7.94%	10	7.94%
	Jeff KENDER	0	0.00%	0	0.00%	8	6.35%	8	6.35%
	Cast Votes:	0	0.00%	0	0.00%	126	80.25%	126	80.25%
	Over Votes:	0	0.00%	0	0.00%	0	0.00%	0	0.00%
	Under Votes:	0	0.00%	0	0.00%	31	19.75%	31	19.75%

Precinct Report — Unofficial

PRESIDENTIAL PREFERENCE AND REGULAR PRIMARY — OFFICIAL BALLOT FOR BOYD COUNTY — May 17, 2016

05/17/2016 07:36 PM

Total Number of Voters : 7,460 of 0 = 0.00%

Precincts Reporting 47 of 47 = 100.00%

Party	Candidate	Absentee		Early		Election		Total	
Precinct A107 (Ballots Cast: 201)									
UNITED STATES SENATOR-4th, Vote For 1									
	James R. GOULD	0	0.00%	0	0.00%	10	17.86%	10	17.86%
	Rand PAUL	0	0.00%	0	0.00%	43	76.79%	43	76.79%
	Stephen Howard SLAUGHTER	0	0.00%	0	0.00%	3	5.36%	3	5.36%
	Cast Votes:	0	0.00%	0	0.00%	56	100.00%	56	100.00%
	Over Votes:	0	0.00%	0	0.00%	0	0.00%	0	0.00%
	Under Votes:	0	0.00%	0	0.00%	0	0.00%	0	0.00%
PRESIDENT of the UNITED STATES, Vote For 1									
	Martin J. O'MALLEY	0	0.00%	0	0.00%	4	2.78%	4	2.78%
	Bernard "Bernie" SANDERS	0	0.00%	0	0.00%	73	50.69%	73	50.69%
	Hillary CLINTON	0	0.00%	0	0.00%	60	41.67%	60	41.67%
	Roque Rocky DE LA FUENTE	0	0.00%	0	0.00%	0	0.00%	0	0.00%
	"UNCOMMITTED"	0	0.00%	0	0.00%	7	4.86%	7	4.86%
	Cast Votes:	0	0.00%	0	0.00%	144	99.31%	144	99.31%
	Over Votes:	0	0.00%	0	0.00%	0	0.00%	0	0.00%
	Under Votes:	0	0.00%	0	0.00%	1	0.69%	1	0.69%
UNITED STATES SENATOR-4th, Vote For 1									
	Ron LEACH	0	0.00%	0	0.00%	20	15.75%	20	15.75%
	Tom RECKTENWALD	0	0.00%	0	0.00%	9	7.09%	9	7.09%
	Grant T. SHORT	0	0.00%	0	0.00%	18	14.17%	18	14.17%
	Sellus WILDER	0	0.00%	0	0.00%	17	13.39%	17	13.39%
	Jim GRAY	0	0.00%	0	0.00%	45	35.43%	45	35.43%
	Rory HOULIHAN	0	0.00%	0	0.00%	4	3.15%	4	3.15%
	Jeff KENDER	0	0.00%	0	0.00%	14	11.02%	14	11.02%
	Cast Votes:	0	0.00%	0	0.00%	127	87.59%	127	87.59%
	Over Votes:	0	0.00%	0	0.00%	0	0.00%	0	0.00%
	Under Votes:	0	0.00%	0	0.00%	18	12.41%	18	12.41%

Precinct Report — Unofficial

PRESIDENTIAL PREFERENCE AND REGULAR PRIMARY — OFFICIAL BALLOT FOR BOYD COUNTY — May 17, 2016

05/17/2016 07:36 PM

Total Number of Voters : 7,460 of 0 = 0.00%

Precincts Reporting 47 of 47 = 100.00%

Party	Candidate	Absentee		Early		Election		Total	
Precinct A108 (Ballots Cast: 222)									
UNITED STATES SENATOR-5th, Vote For 1									
	Rand PAUL	0	0.00%	0	0.00%	48	90.57%	48	90.57%
	Stephen Howard SLAUGHTER	0	0.00%	0	0.00%	3	5.66%	3	5.66%
	James R. GOULD	0	0.00%	0	0.00%	2	3.77%	2	3.77%
	Cast Votes:	0	0.00%	0	0.00%	53	100.00%	53	100.00%
	Over Votes:	0	0.00%	0	0.00%	0	0.00%	0	0.00%
	Under Votes:	0	0.00%	0	0.00%	0	0.00%	0	0.00%
UNITED STATES REPRESENTATIVE in CONGRESS 5th Congressional District, Vote For 1									
	Harold "Hal" ROGERS	0	0.00%	0	0.00%	46	86.79%	46	86.79%
	John BURK JR.	0	0.00%	0	0.00%	7	13.21%	7	13.21%
	Cast Votes:	0	0.00%	0	0.00%	53	100.00%	53	100.00%
	Over Votes:	0	0.00%	0	0.00%	0	0.00%	0	0.00%
	Under Votes:	0	0.00%	0	0.00%	0	0.00%	0	0.00%
PRESIDENT of the UNITED STATES, Vote For 1									
	Martin J. O'MALLEY	0	0.00%	0	0.00%	6	3.61%	6	3.61%
	Bernard "Bernie" SANDERS	0	0.00%	0	0.00%	85	51.20%	85	51.20%
	Hillary CLINTON	0	0.00%	0	0.00%	58	34.94%	58	34.94%
	Roque Rocky DE LA FUENTE	0	0.00%	0	0.00%	1	0.60%	1	0.60%
	"UNCOMMITTED"	0	0.00%	0	0.00%	16	9.64%	16	9.64%
	Cast Votes:	0	0.00%	0	0.00%	166	98.22%	166	98.22%
	Over Votes:	0	0.00%	0	0.00%	0	0.00%	0	0.00%
	Under Votes:	0	0.00%	0	0.00%	3	1.78%	3	1.78%
UNITED STATES SENATOR-5th, Vote For 1									
	Tom RECKTENWALD	0	0.00%	0	0.00%	9	6.29%	9	6.29%
	Grant T. SHORT	0	0.00%	0	0.00%	16	11.19%	16	11.19%
	Sellus WILDER	0	0.00%	0	0.00%	20	13.99%	20	13.99%
	Jim GRAY	0	0.00%	0	0.00%	65	45.45%	65	45.45%
	Rory HOULIHAN	0	0.00%	0	0.00%	6	4.20%	6	4.20%
	Jeff KENDER	0	0.00%	0	0.00%	9	6.29%	9	6.29%
	Ron LEACH	0	0.00%	0	0.00%	18	12.59%	18	12.59%
	Cast Votes:	0	0.00%	0	0.00%	143	84.62%	143	84.62%
	Over Votes:	0	0.00%	0	0.00%	0	0.00%	0	0.00%
	Under Votes:	0	0.00%	0	0.00%	26	15.38%	26	15.38%

Party	Candidate	Absentee		Early		Election		Total	
Precinct A109 (Ballots Cast: 193)									
UNITED STATES SENATOR-5th, Vote For 1									
	Rand PAUL	0	0.00%	0	0.00%	26	76.47%	26	76.47%
	Stephen Howard SLAUGHTER	0	0.00%	0	0.00%	5	14.71%	5	14.71%
	James R. GOULD	0	0.00%	0	0.00%	3	8.82%	3	8.82%
	Cast Votes:	0	0.00%	0	0.00%	34	100.00%	34	100.00%
	Over Votes:	0	0.00%	0	0.00%	0	0.00%	0	0.00%
	Under Votes:	0	0.00%	0	0.00%	0	0.00%	0	0.00%
UNITED STATES REPRESENTATIVE in CONGRESS 5th Congressional District, Vote For 1									
	Harold "Hal" ROGERS	0	0.00%	0	0.00%	23	69.70%	23	69.70%
	John BURK JR.	0	0.00%	0	0.00%	10	30.30%	10	30.30%
	Cast Votes:	0	0.00%	0	0.00%	33	97.06%	33	97.06%
	Over Votes:	0	0.00%	0	0.00%	0	0.00%	0	0.00%
	Under Votes:	0	0.00%	0	0.00%	1	2.94%	1	2.94%
PRESIDENT of the UNITED STATES, Vote For 1									
	Martin J. O'MALLEY	0	0.00%	0	0.00%	5	3.18%	5	3.18%
	Bernard "Bernie" SANDERS	0	0.00%	0	0.00%	70	44.59%	70	44.59%
	Hillary CLINTON	0	0.00%	0	0.00%	77	49.04%	77	49.04%
	Roque Rocky DE LA FUENTE	0	0.00%	0	0.00%	0	0.00%	0	0.00%
	"UNCOMMITTED"	0	0.00%	0	0.00%	5	3.18%	5	3.18%
	Cast Votes:	0	0.00%	0	0.00%	157	98.74%	157	98.74%
	Over Votes:	0	0.00%	0	0.00%	0	0.00%	0	0.00%
	Under Votes:	0	0.00%	0	0.00%	2	1.26%	2	1.26%
UNITED STATES SENATOR-5th, Vote For 1									
	Tom RECKTENWALD	0	0.00%	0	0.00%	13	9.35%	13	9.35%
	Grant T. SHORT	0	0.00%	0	0.00%	21	15.11%	21	15.11%
	Sellus WILDER	0	0.00%	0	0.00%	19	13.67%	19	13.67%
	Jim GRAY	0	0.00%	0	0.00%	60	43.17%	60	43.17%
	Rory HOULIHAN	0	0.00%	0	0.00%	4	2.88%	4	2.88%
	Jeff KENDER	0	0.00%	0	0.00%	12	8.63%	12	8.63%
	Ron LEACH	0	0.00%	0	0.00%	10	7.19%	10	7.19%
	Cast Votes:	0	0.00%	0	0.00%	139	87.42%	139	87.42%
	Over Votes:	0	0.00%	0	0.00%	0	0.00%	0	0.00%
	Under Votes:	0	0.00%	0	0.00%	20	12.58%	20	12.58%

Total Number of Voters : 7,460 of 0 = 0.00%

Precincts Reporting 47 of 47 = 100.00%

Party	Candidate	Absentee		Early		Election		Total	
Precinct A110 (Ballots Cast: 168)									
UNITED STATES SENATOR-4th, Vote For 1									
	James R. GOULD	0	0.00%	0	0.00%	5	10.87%	5	10.87%
	Rand PAUL	0	0.00%	0	0.00%	38	82.61%	38	82.61%
	Stephen Howard SLAUGHTER	0	0.00%	0	0.00%	3	6.52%	3	6.52%
	Cast Votes:	0	0.00%	0	0.00%	46	97.87%	46	97.87%
	Over Votes:	0	0.00%	0	0.00%	0	0.00%	0	0.00%
	Under Votes:	0	0.00%	0	0.00%	1	2.13%	1	2.13%
PRESIDENT of the UNITED STATES, Vote For 1									
	Martin J. O'MALLEY	0	0.00%	0	0.00%	0	0.00%	0	0.00%
	Bernard "Bernie" SANDERS	0	0.00%	0	0.00%	54	49.54%	54	49.54%
	Hillary CLINTON	0	0.00%	0	0.00%	45	41.28%	45	41.28%
	Roque Rocky DE LA FUENTE	0	0.00%	0	0.00%	1	0.92%	1	0.92%
	"UNCOMMITTED"	0	0.00%	0	0.00%	9	8.26%	9	8.26%
	Cast Votes:	0	0.00%	0	0.00%	109	97.32%	109	97.32%
	Over Votes:	0	0.00%	0	0.00%	0	0.00%	0	0.00%
	Under Votes:	0	0.00%	0	0.00%	3	2.68%	3	2.68%
UNITED STATES SENATOR-4th, Vote For 1									
	Ron LEACH	0	0.00%	0	0.00%	17	18.48%	17	18.48%
	Tom RECKTENWALD	0	0.00%	0	0.00%	2	2.17%	2	2.17%
	Grant T. SHORT	0	0.00%	0	0.00%	13	14.13%	13	14.13%
	Sellus WILDER	0	0.00%	0	0.00%	14	15.22%	14	15.22%
	Jim GRAY	0	0.00%	0	0.00%	29	31.52%	29	31.52%
	Rory HOULIHAN	0	0.00%	0	0.00%	3	3.26%	3	3.26%
	Jeff KENDER	0	0.00%	0	0.00%	14	15.22%	14	15.22%
	Cast Votes:	0	0.00%	0	0.00%	92	82.14%	92	82.14%
	Over Votes:	0	0.00%	0	0.00%	0	0.00%	0	0.00%
	Under Votes:	0	0.00%	0	0.00%	20	17.86%	20	17.86%
MAYOR City of Ashland, Vote For 1									
	Warren HOWARD JR.	0	0.00%	0	0.00%	30	18.29%	30	18.29%
	Chuck CHARLES	0	0.00%	0	0.00%	47	28.66%	47	28.66%
	Stephen E. GILMORE	0	0.00%	0	0.00%	87	53.05%	87	53.05%
	Cast Votes:	0	0.00%	0	0.00%	164	97.62%	164	97.62%
	Over Votes:	0	0.00%	0	0.00%	0	0.00%	0	0.00%
	Under Votes:	0	0.00%	0	0.00%	4	2.38%	4	2.38%

Precinct Report — Unofficial

PRESIDENTIAL PREFERENCE AND REGULAR PRIMARY — OFFICIAL BALLOT FOR BOYD COUNTY — May 17, 2016

05/17/2016 07:36 PM

Total Number of Voters : 7,460 of 0 = 0.00%

Precincts Reporting 47 of 47 = 100.00%

Party	Candidate	Absentee		Early		Election		Total	
Precinct A110 (Ballots Cast: 168)									
CITY COMMISSIONERS City of Ashland, Vote For 4									
	Kevin GUNDERSON	0	0.00%	0	0.00%	76	13.74%	76	13.74%
	Marshall STEEN	0	0.00%	0	0.00%	69	12.48%	69	12.48%
	Amanda CLARK	0	0.00%	0	0.00%	66	11.93%	66	11.93%
	Marty GUTE	0	0.00%	0	0.00%	73	13.20%	73	13.20%
	Matt PERKINS	0	0.00%	0	0.00%	67	12.12%	67	12.12%
	Woody CONLEY	0	0.00%	0	0.00%	22	3.98%	22	3.98%
	Cheryl SPRIGGS	0	0.00%	0	0.00%	73	13.20%	73	13.20%
	Larry D. BROWN	0	0.00%	0	0.00%	67	12.12%	67	12.12%
	Frank E. SALISBURY	0	0.00%	0	0.00%	40	7.23%	40	7.23%
	Cast Votes:	0	0.00%	0	0.00%	553	82.29%	553	82.29%
	Over Votes:	0	0.00%	0	0.00%	0	0.00%	0	0.00%
	Under Votes:	0	0.00%	0	0.00%	119	17.71%	119	17.71%

Total Number of Voters : 7,460 of 0 = 0.00%

Precincts Reporting 47 of 47 = 100.00%

Party	Candidate	Absentee		Early		Election		Total	
Precinct A111 (Ballots Cast: 187)									
UNITED STATES SENATOR-4th, Vote For 1									
	James R. GOULD	0	0.00%	0	0.00%	12	17.14%	12	17.14%
	Rand PAUL	0	0.00%	0	0.00%	55	78.57%	55	78.57%
	Stephen Howard SLAUGHTER	0	0.00%	0	0.00%	3	4.29%	3	4.29%
	Cast Votes:	0	0.00%	0	0.00%	70	93.33%	70	93.33%
	Over Votes:	0	0.00%	0	0.00%	0	0.00%	0	0.00%
	Under Votes:	0	0.00%	0	0.00%	5	6.67%	5	6.67%
PRESIDENT of the UNITED STATES, Vote For 1									
	Martin J. O'MALLEY	0	0.00%	0	0.00%	0	0.00%	0	0.00%
	Bernard "Bernie" SANDERS	0	0.00%	0	0.00%	46	43.40%	46	43.40%
	Hillary CLINTON	0	0.00%	0	0.00%	46	43.40%	46	43.40%
	Roque Rocky DE LA FUENTE	0	0.00%	0	0.00%	1	0.94%	1	0.94%
	"UNCOMMITTED"	0	0.00%	0	0.00%	13	12.26%	13	12.26%
	Cast Votes:	0	0.00%	0	0.00%	106	97.25%	106	97.25%
	Over Votes:	0	0.00%	0	0.00%	0	0.00%	0	0.00%
	Under Votes:	0	0.00%	0	0.00%	3	2.75%	3	2.75%
UNITED STATES SENATOR-4th, Vote For 1									
	Ron LEACH	0	0.00%	0	0.00%	11	12.09%	11	12.09%
	Tom RECKTENWALD	0	0.00%	0	0.00%	5	5.49%	5	5.49%
	Grant T. SHORT	0	0.00%	0	0.00%	6	6.59%	6	6.59%
	Sellus WILDER	0	0.00%	0	0.00%	17	18.68%	17	18.68%
	Jim GRAY	0	0.00%	0	0.00%	42	46.15%	42	46.15%
	Rory HOULIHAN	0	0.00%	0	0.00%	6	6.59%	6	6.59%
	Jeff KENDER	0	0.00%	0	0.00%	4	4.40%	4	4.40%
	Cast Votes:	0	0.00%	0	0.00%	91	83.49%	91	83.49%
	Over Votes:	0	0.00%	0	0.00%	0	0.00%	0	0.00%
	Under Votes:	0	0.00%	0	0.00%	18	16.51%	18	16.51%
MAYOR City of Ashland, Vote For 1									
	Warren HOWARD JR.	0	0.00%	0	0.00%	31	17.03%	31	17.03%
	Chuck CHARLES	0	0.00%	0	0.00%	73	40.11%	73	40.11%
	Stephen E. GILMORE	0	0.00%	0	0.00%	78	42.86%	78	42.86%
	Cast Votes:	0	0.00%	0	0.00%	182	97.33%	182	97.33%
	Over Votes:	0	0.00%	0	0.00%	0	0.00%	0	0.00%
	Under Votes:	0	0.00%	0	0.00%	5	2.67%	5	2.67%

Precinct Report — Unofficial

PRESIDENTIAL PREFERENCE AND REGULAR PRIMARY — OFFICIAL BALLOT FOR BOYD COUNTY — May 17, 2016

05/17/2016 07:36 PM

Total Number of Voters : 7,460 of 0 = 0.00%

Precincts Reporting 47 of 47 = 100.00%

Party	Candidate	Absentee		Early		Election		Total	
Precinct A111 (Ballots Cast: 187)									
CITY COMMISSIONERS City of Ashland, Vote For 4									
	Kevin GUNDERSON	0	0.00%	0	0.00%	67	10.57%	67	10.57%
	Marshall STEEN	0	0.00%	0	0.00%	81	12.78%	81	12.78%
	Amanda CLARK	0	0.00%	0	0.00%	74	11.67%	74	11.67%
	Marty GUTE	0	0.00%	0	0.00%	86	13.56%	86	13.56%
	Matt PERKINS	0	0.00%	0	0.00%	90	14.20%	90	14.20%
	Woody CONLEY	0	0.00%	0	0.00%	53	8.36%	53	8.36%
	Cheryl SPRIGGS	0	0.00%	0	0.00%	57	8.99%	57	8.99%
	Larry D. BROWN	0	0.00%	0	0.00%	85	13.41%	85	13.41%
	Frank E. SALISBURY	0	0.00%	0	0.00%	41	6.47%	41	6.47%
	Cast Votes:	0	0.00%	0	0.00%	634	84.76%	634	84.76%
	Over Votes:	0	0.00%	0	0.00%	0	0.00%	0	0.00%
	Under Votes:	0	0.00%	0	0.00%	114	15.24%	114	15.24%

Total Number of Voters : 7,460 of 0 = 0.00%

Precincts Reporting 47 of 47 = 100.00%

Party	Candidate	Absentee		Early		Election		Total	
Precinct A113 (Ballots Cast: 222)									
UNITED STATES SENATOR-4th, Vote For 1									
	James R. GOULD	0	0.00%	0	0.00%	14	15.38%	14	15.38%
	Rand PAUL	0	0.00%	0	0.00%	71	78.02%	71	78.02%
	Stephen Howard SLAUGHTER	0	0.00%	0	0.00%	6	6.59%	6	6.59%
	Cast Votes:	0	0.00%	0	0.00%	91	93.81%	91	93.81%
	Over Votes:	0	0.00%	0	0.00%	0	0.00%	0	0.00%
	Under Votes:	0	0.00%	0	0.00%	6	6.19%	6	6.19%
PRESIDENT of the UNITED STATES, Vote For 1									
	Martin J. O'MALLEY	0	0.00%	0	0.00%	1	0.92%	1	0.92%
	Bernard "Bernie" SANDERS	0	0.00%	0	0.00%	56	51.38%	56	51.38%
	Hillary CLINTON	0	0.00%	0	0.00%	40	36.70%	40	36.70%
	Roque Rocky DE LA FUENTE	0	0.00%	0	0.00%	1	0.92%	1	0.92%
	"UNCOMMITTED"	0	0.00%	0	0.00%	11	10.09%	11	10.09%
	Cast Votes:	0	0.00%	0	0.00%	109	95.61%	109	95.61%
	Over Votes:	0	0.00%	0	0.00%	0	0.00%	0	0.00%
	Under Votes:	0	0.00%	0	0.00%	5	4.39%	5	4.39%
UNITED STATES SENATOR-4th, Vote For 1									
	Ron LEACH	0	0.00%	0	0.00%	6	7.06%	6	7.06%
	Tom RECKTENWALD	0	0.00%	0	0.00%	2	2.35%	2	2.35%
	Grant T. SHORT	0	0.00%	0	0.00%	8	9.41%	8	9.41%
	Sellus WILDER	0	0.00%	0	0.00%	12	14.12%	12	14.12%
	Jim GRAY	0	0.00%	0	0.00%	43	50.59%	43	50.59%
	Rory HOULIHAN	0	0.00%	0	0.00%	4	4.71%	4	4.71%
	Jeff KENDER	0	0.00%	0	0.00%	10	11.76%	10	11.76%
	Cast Votes:	0	0.00%	0	0.00%	85	74.56%	85	74.56%
	Over Votes:	0	0.00%	0	0.00%	0	0.00%	0	0.00%
	Under Votes:	0	0.00%	0	0.00%	29	25.44%	29	25.44%
MAYOR City of Ashland, Vote For 1									
	Warren HOWARD JR.	0	0.00%	0	0.00%	56	25.45%	56	25.45%
	Chuck CHARLES	0	0.00%	0	0.00%	78	35.45%	78	35.45%
	Stephen E. GILMORE	0	0.00%	0	0.00%	86	39.09%	86	39.09%
	Cast Votes:	0	0.00%	0	0.00%	220	99.10%	220	99.10%
	Over Votes:	0	0.00%	0	0.00%	0	0.00%	0	0.00%
	Under Votes:	0	0.00%	0	0.00%	2	0.90%	2	0.90%

Precinct Report — Unofficial

PRESIDENTIAL PREFERENCE AND REGULAR PRIMARY — OFFICIAL BALLOT FOR BOYD COUNTY — May 17, 2016

05/17/2016 07:36 PM

Total Number of Voters : 7,460 of 0 = 0.00%

Precincts Reporting 47 of 47 = 100.00%

Party	Candidate	Absentee		Early		Election		Total	
Precinct A113 (Ballots Cast: 222)									
CITY COMMISSIONERS City of Ashland, Vote For 4									
	Kevin GUNDERSON	0	0.00%	0	0.00%	97	13.02%	97	13.02%
	Marshall STEEN	0	0.00%	0	0.00%	92	12.35%	92	12.35%
	Amanda CLARK	0	0.00%	0	0.00%	116	15.57%	116	15.57%
	Marty GUTE	0	0.00%	0	0.00%	95	12.75%	95	12.75%
	Matt PERKINS	0	0.00%	0	0.00%	120	16.11%	120	16.11%
	Woody CONLEY	0	0.00%	0	0.00%	26	3.49%	26	3.49%
	Cheryl SPRIGGS	0	0.00%	0	0.00%	72	9.66%	72	9.66%
	Larry D. BROWN	0	0.00%	0	0.00%	72	9.66%	72	9.66%
	Frank E. SALISBURY	0	0.00%	0	0.00%	55	7.38%	55	7.38%
	Cast Votes:	0	0.00%	0	0.00%	745	83.90%	745	83.90%
	Over Votes:	0	0.00%	0	0.00%	0	0.00%	0	0.00%
	Under Votes:	0	0.00%	0	0.00%	143	16.10%	143	16.10%

Precinct Report — Unofficial

PRESIDENTIAL PREFERENCE AND REGULAR PRIMARY — OFFICIAL BALLOT FOR BOYD COUNTY — May 17, 2016

05/17/2016 07:36 PM

Total Number of Voters : 7,460 of 0 = 0.00%

Precincts Reporting 47 of 47 = 100.00%

Party	Candidate	Absentee		Early		Election		Total	
Precinct A114A (Ballots Cast: 44)									
UNITED STATES SENATOR-4th, Vote For 1									
	James R. GOULD	0	0.00%	0	0.00%	0	0.00%	0	0.00%
	Rand PAUL	0	0.00%	0	0.00%	7	77.78%	7	77.78%
	Stephen Howard SLAUGHTER	0	0.00%	0	0.00%	2	22.22%	2	22.22%
	Cast Votes:	0	0.00%	0	0.00%	9	90.00%	9	90.00%
	Over Votes:	0	0.00%	0	0.00%	0	0.00%	0	0.00%
	Under Votes:	0	0.00%	0	0.00%	1	10.00%	1	10.00%
PRESIDENT of the UNITED STATES, Vote For 1									
	Martin J. O'MALLEY	0	0.00%	0	0.00%	0	0.00%	0	0.00%
	Bernard "Bernie" SANDERS	0	0.00%	0	0.00%	16	51.61%	16	51.61%
	Hillary CLINTON	0	0.00%	0	0.00%	12	38.71%	12	38.71%
	Roque Rocky DE LA FUENTE	0	0.00%	0	0.00%	0	0.00%	0	0.00%
	"UNCOMMITTED"	0	0.00%	0	0.00%	3	9.68%	3	9.68%
	Cast Votes:	0	0.00%	0	0.00%	31	93.94%	31	93.94%
	Over Votes:	0	0.00%	0	0.00%	0	0.00%	0	0.00%
	Under Votes:	0	0.00%	0	0.00%	2	6.06%	2	6.06%
UNITED STATES SENATOR-4th, Vote For 1									
	Ron LEACH	0	0.00%	0	0.00%	5	18.52%	5	18.52%
	Tom RECKTENWALD	0	0.00%	0	0.00%	1	3.70%	1	3.70%
	Grant T. SHORT	0	0.00%	0	0.00%	3	11.11%	3	11.11%
	Sellus WILDER	0	0.00%	0	0.00%	2	7.41%	2	7.41%
	Jim GRAY	0	0.00%	0	0.00%	9	33.33%	9	33.33%
	Rory HOULIHAN	0	0.00%	0	0.00%	2	7.41%	2	7.41%
	Jeff KENDER	0	0.00%	0	0.00%	5	18.52%	5	18.52%
	Cast Votes:	0	0.00%	0	0.00%	27	81.82%	27	81.82%
	Over Votes:	0	0.00%	0	0.00%	0	0.00%	0	0.00%
	Under Votes:	0	0.00%	0	0.00%	6	18.18%	6	18.18%
MAYOR City of Ashland, Vote For 1									
	Warren HOWARD JR.	0	0.00%	0	0.00%	13	30.95%	13	30.95%
	Chuck CHARLES	0	0.00%	0	0.00%	15	35.71%	15	35.71%
	Stephen E. GILMORE	0	0.00%	0	0.00%	14	33.33%	14	33.33%
	Cast Votes:	0	0.00%	0	0.00%	42	95.45%	42	95.45%
	Over Votes:	0	0.00%	0	0.00%	0	0.00%	0	0.00%
	Under Votes:	0	0.00%	0	0.00%	2	4.55%	2	4.55%

Precinct Report — Unofficial

PRESIDENTIAL PREFERENCE AND REGULAR PRIMARY — OFFICIAL BALLOT FOR BOYD COUNTY — May 17, 2016

05/17/2016 07:36 PM

Total Number of Voters : 7,460 of 0 = 0.00%

Precincts Reporting 47 of 47 = 100.00%

Party	Candidate	Absentee		Early		Election		Total	
Precinct A114A (Ballots Cast: 44)									
CITY COMMISSIONERS City of Ashland, Vote For 4									
	Kevin GUNDERSON	0	0.00%	0	0.00%	14	10.85%	14	10.85%
	Marshall STEEN	0	0.00%	0	0.00%	15	11.63%	15	11.63%
	Amanda CLARK	0	0.00%	0	0.00%	22	17.05%	22	17.05%
	Marty GUTE	0	0.00%	0	0.00%	19	14.73%	19	14.73%
	Matt PERKINS	0	0.00%	0	0.00%	12	9.30%	12	9.30%
	Woody CONLEY	0	0.00%	0	0.00%	6	4.65%	6	4.65%
	Cheryl SPRIGGS	0	0.00%	0	0.00%	19	14.73%	19	14.73%
	Larry D. BROWN	0	0.00%	0	0.00%	16	12.40%	16	12.40%
	Frank E. SALISBURY	0	0.00%	0	0.00%	6	4.65%	6	4.65%
	Cast Votes:	0	0.00%	0	0.00%	129	73.30%	129	73.30%
	Over Votes:	0	0.00%	0	0.00%	0	0.00%	0	0.00%
	Under Votes:	0	0.00%	0	0.00%	47	26.70%	47	26.70%

Total Number of Voters : 7,460 of 0 = 0.00%

Precincts Reporting 47 of 47 = 100.00%

Party	Candidate	Absentee		Early		Election		Total	
Precinct A115 (Ballots Cast: 197)									
UNITED STATES SENATOR-4th, Vote For 1									
	James R. GOULD	0	0.00%	0	0.00%	7	12.96%	7	12.96%
	Rand PAUL	0	0.00%	0	0.00%	45	83.33%	45	83.33%
	Stephen Howard SLAUGHTER	0	0.00%	0	0.00%	2	3.70%	2	3.70%
	Cast Votes:	0	0.00%	0	0.00%	54	91.53%	54	91.53%
	Over Votes:	0	0.00%	0	0.00%	0	0.00%	0	0.00%
	Under Votes:	0	0.00%	0	0.00%	5	8.47%	5	8.47%
PRESIDENT of the UNITED STATES, Vote For 1									
	Martin J. O'MALLEY	0	0.00%	0	0.00%	0	0.00%	0	0.00%
	Bernard "Bernie" SANDERS	0	0.00%	0	0.00%	64	50.39%	64	50.39%
	Hillary CLINTON	0	0.00%	0	0.00%	54	42.52%	54	42.52%
	Roque Rocky DE LA FUENTE	0	0.00%	0	0.00%	0	0.00%	0	0.00%
	"UNCOMMITTED"	0	0.00%	0	0.00%	9	7.09%	9	7.09%
	Cast Votes:	0	0.00%	0	0.00%	127	97.69%	127	97.69%
	Over Votes:	0	0.00%	0	0.00%	0	0.00%	0	0.00%
	Under Votes:	0	0.00%	0	0.00%	3	2.31%	3	2.31%
UNITED STATES SENATOR-4th, Vote For 1									
	Ron LEACH	0	0.00%	0	0.00%	23	21.30%	23	21.30%
	Tom RECKTENWALD	0	0.00%	0	0.00%	7	6.48%	7	6.48%
	Grant T. SHORT	0	0.00%	0	0.00%	13	12.04%	13	12.04%
	Sellus WILDER	0	0.00%	0	0.00%	16	14.81%	16	14.81%
	Jim GRAY	0	0.00%	0	0.00%	38	35.19%	38	35.19%
	Rory HOULIHAN	0	0.00%	0	0.00%	4	3.70%	4	3.70%
	Jeff KENDER	0	0.00%	0	0.00%	7	6.48%	7	6.48%
	Cast Votes:	0	0.00%	0	0.00%	108	83.08%	108	83.08%
	Over Votes:	0	0.00%	0	0.00%	0	0.00%	0	0.00%
	Under Votes:	0	0.00%	0	0.00%	22	16.92%	22	16.92%
MAYOR City of Ashland, Vote For 1									
	Warren HOWARD JR.	0	0.00%	0	0.00%	47	23.98%	47	23.98%
	Chuck CHARLES	0	0.00%	0	0.00%	48	24.49%	48	24.49%
	Stephen E. GILMORE	0	0.00%	0	0.00%	101	51.53%	101	51.53%
	Cast Votes:	0	0.00%	0	0.00%	196	99.49%	196	99.49%
	Over Votes:	0	0.00%	0	0.00%	0	0.00%	0	0.00%
	Under Votes:	0	0.00%	0	0.00%	1	0.51%	1	0.51%

Precinct Report — Unofficial

PRESIDENTIAL PREFERENCE AND REGULAR PRIMARY — OFFICIAL BALLOT FOR BOYD COUNTY — May 17, 2016

05/17/2016 07:36 PM

Total Number of Voters : 7,460 of 0 = 0.00%

Precincts Reporting 47 of 47 = 100.00%

Party	Candidate	Absentee		Early		Election		Total	
Precinct A115 (Ballots Cast: 197)									
CITY COMMISSIONERS City of Ashland, Vote For 4									
	Kevin GUNDERSON	0	0.00%	0	0.00%	94	14.07%	94	14.07%
	Marshall STEEN	0	0.00%	0	0.00%	79	11.83%	79	11.83%
	Amanda CLARK	0	0.00%	0	0.00%	86	12.87%	86	12.87%
	Marty GUTE	0	0.00%	0	0.00%	87	13.02%	87	13.02%
	Matt PERKINS	0	0.00%	0	0.00%	97	14.52%	97	14.52%
	Woody CONLEY	0	0.00%	0	0.00%	28	4.19%	28	4.19%
	Cheryl SPRIGGS	0	0.00%	0	0.00%	66	9.88%	66	9.88%
	Larry D. BROWN	0	0.00%	0	0.00%	76	11.38%	76	11.38%
	Frank E. SALISBURY	0	0.00%	0	0.00%	55	8.23%	55	8.23%
	Cast Votes:	0	0.00%	0	0.00%	668	84.77%	668	84.77%
	Over Votes:	0	0.00%	0	0.00%	1	0.13%	1	0.51%
	Under Votes:	0	0.00%	0	0.00%	116	14.72%	116	14.72%

Total Number of Voters : 7,460 of 0 = 0.00%

Precincts Reporting 47 of 47 = 100.00%

Party	Candidate	Absentee		Early		Election		Total	
Precinct A116 (Ballots Cast: 188)									
UNITED STATES SENATOR-4th, Vote For 1									
	James R. GOULD	0	0.00%	0	0.00%	6	10.71%	6	10.71%
	Rand PAUL	0	0.00%	0	0.00%	49	87.50%	49	87.50%
	Stephen Howard SLAUGHTER	0	0.00%	0	0.00%	1	1.79%	1	1.79%
	Cast Votes:	0	0.00%	0	0.00%	56	98.25%	56	98.25%
	Over Votes:	0	0.00%	0	0.00%	0	0.00%	0	0.00%
	Under Votes:	0	0.00%	0	0.00%	1	1.75%	1	1.75%
PRESIDENT of the UNITED STATES, Vote For 1									
	Martin J. O'MALLEY	0	0.00%	0	0.00%	1	0.85%	1	0.85%
	Bernard "Bernie" SANDERS	0	0.00%	0	0.00%	57	48.72%	57	48.72%
	Hillary CLINTON	0	0.00%	0	0.00%	50	42.74%	50	42.74%
	Roque Rocky DE LA FUENTE	0	0.00%	0	0.00%	0	0.00%	0	0.00%
	"UNCOMMITTED"	0	0.00%	0	0.00%	9	7.69%	9	7.69%
	Cast Votes:	0	0.00%	0	0.00%	117	95.90%	117	95.90%
	Over Votes:	0	0.00%	0	0.00%	0	0.00%	0	0.00%
	Under Votes:	0	0.00%	0	0.00%	5	4.10%	5	4.10%
UNITED STATES SENATOR-4th, Vote For 1									
	Ron LEACH	0	0.00%	0	0.00%	21	22.58%	21	22.58%
	Tom RECKTENWALD	0	0.00%	0	0.00%	7	7.53%	7	7.53%
	Grant T. SHORT	0	0.00%	0	0.00%	14	15.05%	14	15.05%
	Sellus WILDER	0	0.00%	0	0.00%	13	13.98%	13	13.98%
	Jim GRAY	0	0.00%	0	0.00%	34	36.56%	34	36.56%
	Rory HOULIHAN	0	0.00%	0	0.00%	1	1.08%	1	1.08%
	Jeff KENDER	0	0.00%	0	0.00%	3	3.23%	3	3.23%
	Cast Votes:	0	0.00%	0	0.00%	93	76.23%	93	76.23%
	Over Votes:	0	0.00%	0	0.00%	0	0.00%	0	0.00%
	Under Votes:	0	0.00%	0	0.00%	29	23.77%	29	23.77%
MAYOR City of Ashland, Vote For 1									
	Warren HOWARD JR.	0	0.00%	0	0.00%	35	19.02%	35	19.02%
	Chuck CHARLES	0	0.00%	0	0.00%	43	23.37%	43	23.37%
	Stephen E. GILMORE	0	0.00%	0	0.00%	106	57.61%	106	57.61%
	Cast Votes:	0	0.00%	0	0.00%	184	97.87%	184	97.87%
	Over Votes:	0	0.00%	0	0.00%	0	0.00%	0	0.00%
	Under Votes:	0	0.00%	0	0.00%	4	2.13%	4	2.13%

Precinct Report — Unofficial

PRESIDENTIAL PREFERENCE AND REGULAR PRIMARY — OFFICIAL BALLOT FOR BOYD COUNTY — May 17, 2016

05/17/2016 07:36 PM

Total Number of Voters : 7,460 of 0 = 0.00%

Precincts Reporting 47 of 47 = 100.00%

Party	Candidate	Absentee		Early		Election		Total	
Precinct A116 (Ballots Cast: 188)									
CITY COMMISSIONERS City of Ashland, Vote For 4									
	Kevin GUNDERSON	0	0.00%	0	0.00%	90	14.47%	90	14.47%
	Marshall STEEN	0	0.00%	0	0.00%	71	11.41%	71	11.41%
	Amanda CLARK	0	0.00%	0	0.00%	84	13.50%	84	13.50%
	Marty GUTE	0	0.00%	0	0.00%	86	13.83%	86	13.83%
	Matt PERKINS	0	0.00%	0	0.00%	97	15.59%	97	15.59%
	Woody CONLEY	0	0.00%	0	0.00%	32	5.14%	32	5.14%
	Cheryl SPRIGGS	0	0.00%	0	0.00%	54	8.68%	54	8.68%
	Larry D. BROWN	0	0.00%	0	0.00%	67	10.77%	67	10.77%
	Frank E. SALISBURY	0	0.00%	0	0.00%	41	6.59%	41	6.59%
	Cast Votes:	0	0.00%	0	0.00%	622	82.71%	622	82.71%
	Over Votes:	0	0.00%	0	0.00%	0	0.00%	0	0.00%
	Under Votes:	0	0.00%	0	0.00%	130	17.29%	130	17.29%

Party	Candidate	Absentee		Early		Election		Total	
Precinct A118 (Ballots Cast: 188)									
UNITED STATES SENATOR-5th, Vote For 1									
	Rand PAUL	0	0.00%	0	0.00%	54	91.53%	54	91.53%
	Stephen Howard SLAUGHTER	0	0.00%	0	0.00%	3	5.08%	3	5.08%
	James R. GOULD	0	0.00%	0	0.00%	2	3.39%	2	3.39%
	Cast Votes:	0	0.00%	0	0.00%	59	100.00%	59	100.00%
	Over Votes:	0	0.00%	0	0.00%	0	0.00%	0	0.00%
	Under Votes:	0	0.00%	0	0.00%	0	0.00%	0	0.00%
UNITED STATES REPRESENTATIVE in CONGRESS 5th Congressional District, Vote For 1									
	Harold "Hal" ROGERS	0	0.00%	0	0.00%	46	79.31%	46	79.31%
	John BURK JR.	0	0.00%	0	0.00%	12	20.69%	12	20.69%
	Cast Votes:	0	0.00%	0	0.00%	58	98.31%	58	98.31%
	Over Votes:	0	0.00%	0	0.00%	0	0.00%	0	0.00%
	Under Votes:	0	0.00%	0	0.00%	1	1.69%	1	1.69%
PRESIDENT of the UNITED STATES, Vote For 1									
	Martin J. O'MALLEY	0	0.00%	0	0.00%	4	3.20%	4	3.20%
	Bernard "Bernie" SANDERS	0	0.00%	0	0.00%	59	47.20%	59	47.20%
	Hillary CLINTON	0	0.00%	0	0.00%	50	40.00%	50	40.00%
	Roque Rocky DE LA FUENTE	0	0.00%	0	0.00%	0	0.00%	0	0.00%
	"UNCOMMITTED"	0	0.00%	0	0.00%	12	9.60%	12	9.60%
	Cast Votes:	0	0.00%	0	0.00%	125	96.90%	125	96.90%
	Over Votes:	0	0.00%	0	0.00%	0	0.00%	0	0.00%
	Under Votes:	0	0.00%	0	0.00%	4	3.10%	4	3.10%
UNITED STATES SENATOR-5th, Vote For 1									
	Tom RECKTENWALD	0	0.00%	0	0.00%	15	13.51%	15	13.51%
	Grant T. SHORT	0	0.00%	0	0.00%	11	9.91%	11	9.91%
	Sellus WILDER	0	0.00%	0	0.00%	12	10.81%	12	10.81%
	Jim GRAY	0	0.00%	0	0.00%	48	43.24%	48	43.24%
	Rory HOULIHAN	0	0.00%	0	0.00%	6	5.41%	6	5.41%
	Jeff KENDER	0	0.00%	0	0.00%	8	7.21%	8	7.21%
	Ron LEACH	0	0.00%	0	0.00%	11	9.91%	11	9.91%
	Cast Votes:	0	0.00%	0	0.00%	111	86.05%	111	86.05%
	Over Votes:	0	0.00%	0	0.00%	0	0.00%	0	0.00%
	Under Votes:	0	0.00%	0	0.00%	18	13.95%	18	13.95%

Precinct Report — Unofficial

PRESIDENTIAL PREFERENCE AND REGULAR PRIMARY — OFFICIAL BALLOT FOR BOYD COUNTY — May 17, 2016

05/17/2016 07:36 PM

Total Number of Voters : 7,460 of 0 = 0.00%

Precincts Reporting 47 of 47 = 100.00%

Party	Candidate	Absentee		Early		Election		Total	
Precinct A119 (Ballots Cast: 123)									
UNITED STATES SENATOR-5th, Vote For 1									
	Rand PAUL	0	0.00%	0	0.00%	26	89.66%	26	89.66%
	Stephen Howard SLAUGHTER	0	0.00%	0	0.00%	0	0.00%	0	0.00%
	James R. GOULD	0	0.00%	0	0.00%	3	10.34%	3	10.34%
	Cast Votes:	0	0.00%	0	0.00%	29	100.00%	29	100.00%
	Over Votes:	0	0.00%	0	0.00%	0	0.00%	0	0.00%
	Under Votes:	0	0.00%	0	0.00%	0	0.00%	0	0.00%
UNITED STATES REPRESENTATIVE in CONGRESS 5th Congressional District, Vote For 1									
	Harold "Hal" ROGERS	0	0.00%	0	0.00%	22	75.86%	22	75.86%
	John BURK JR.	0	0.00%	0	0.00%	7	24.14%	7	24.14%
	Cast Votes:	0	0.00%	0	0.00%	29	100.00%	29	100.00%
	Over Votes:	0	0.00%	0	0.00%	0	0.00%	0	0.00%
	Under Votes:	0	0.00%	0	0.00%	0	0.00%	0	0.00%
PRESIDENT of the UNITED STATES, Vote For 1									
	Martin J. O'MALLEY	0	0.00%	0	0.00%	0	0.00%	0	0.00%
	Bernard "Bernie" SANDERS	0	0.00%	0	0.00%	52	55.91%	52	55.91%
	Hillary CLINTON	0	0.00%	0	0.00%	39	41.94%	39	41.94%
	Roque Rocky DE LA FUENTE	0	0.00%	0	0.00%	0	0.00%	0	0.00%
	"UNCOMMITTED"	0	0.00%	0	0.00%	2	2.15%	2	2.15%
	Cast Votes:	0	0.00%	0	0.00%	93	98.94%	93	98.94%
	Over Votes:	0	0.00%	0	0.00%	0	0.00%	0	0.00%
	Under Votes:	0	0.00%	0	0.00%	1	1.06%	1	1.06%
UNITED STATES SENATOR-5th, Vote For 1									
	Tom RECKTENWALD	0	0.00%	0	0.00%	3	3.70%	3	3.70%
	Grant T. SHORT	0	0.00%	0	0.00%	12	14.81%	12	14.81%
	Sellus WILDER	0	0.00%	0	0.00%	11	13.58%	11	13.58%
	Jim GRAY	0	0.00%	0	0.00%	34	41.98%	34	41.98%
	Rory HOULIHAN	0	0.00%	0	0.00%	10	12.35%	10	12.35%
	Jeff KENDER	0	0.00%	0	0.00%	5	6.17%	5	6.17%
	Ron LEACH	0	0.00%	0	0.00%	6	7.41%	6	7.41%
	Cast Votes:	0	0.00%	0	0.00%	81	86.17%	81	86.17%
	Over Votes:	0	0.00%	0	0.00%	0	0.00%	0	0.00%
	Under Votes:	0	0.00%	0	0.00%	13	13.83%	13	13.83%

Precinct Report — Unofficial

PRESIDENTIAL PREFERENCE AND REGULAR PRIMARY — OFFICIAL BALLOT FOR BOYD COUNTY — May 17, 2016

05/17/2016 07:36 PM

Total Number of Voters : 7,460 of 0 = 0.00%

Precincts Reporting 47 of 47 = 100.00%

Party	Candidate	Absentee		Early		Election		Total	
Precinct A121 (Ballots Cast: 118)									
UNITED STATES SENATOR-5th, Vote For 1									
	Rand PAUL	0	0.00%	0	0.00%	25	92.59%	25	92.59%
	Stephen Howard SLAUGHTER	0	0.00%	0	0.00%	2	7.41%	2	7.41%
	James R. GOULD	0	0.00%	0	0.00%	0	0.00%	0	0.00%
	Cast Votes:	0	0.00%	0	0.00%	27	100.00%	27	100.00%
	Over Votes:	0	0.00%	0	0.00%	0	0.00%	0	0.00%
	Under Votes:	0	0.00%	0	0.00%	0	0.00%	0	0.00%
UNITED STATES REPRESENTATIVE in CONGRESS 5th Congressional District, Vote For 1									
	Harold "Hal" ROGERS	0	0.00%	0	0.00%	18	78.26%	18	78.26%
	John BURK JR.	0	0.00%	0	0.00%	5	21.74%	5	21.74%
	Cast Votes:	0	0.00%	0	0.00%	23	85.19%	23	85.19%
	Over Votes:	0	0.00%	0	0.00%	0	0.00%	0	0.00%
	Under Votes:	0	0.00%	0	0.00%	4	14.81%	4	14.81%
PRESIDENT of the UNITED STATES, Vote For 1									
	Martin J. O'MALLEY	0	0.00%	0	0.00%	2	2.20%	2	2.20%
	Bernard "Bernie" SANDERS	0	0.00%	0	0.00%	51	56.04%	51	56.04%
	Hillary CLINTON	0	0.00%	0	0.00%	36	39.56%	36	39.56%
	Roque Rocky DE LA FUENTE	0	0.00%	0	0.00%	1	1.10%	1	1.10%
	"UNCOMMITTED"	0	0.00%	0	0.00%	1	1.10%	1	1.10%
	Cast Votes:	0	0.00%	0	0.00%	91	100.00%	91	100.00%
	Over Votes:	0	0.00%	0	0.00%	0	0.00%	0	0.00%
	Under Votes:	0	0.00%	0	0.00%	0	0.00%	0	0.00%
UNITED STATES SENATOR-5th, Vote For 1									
	Tom RECKTENWALD	0	0.00%	0	0.00%	7	8.86%	7	8.86%
	Grant T. SHORT	0	0.00%	0	0.00%	8	10.13%	8	10.13%
	Sellus WILDER	0	0.00%	0	0.00%	7	8.86%	7	8.86%
	Jim GRAY	0	0.00%	0	0.00%	34	43.04%	34	43.04%
	Rory HOULIHAN	0	0.00%	0	0.00%	4	5.06%	4	5.06%
	Jeff KENDER	0	0.00%	0	0.00%	8	10.13%	8	10.13%
	Ron LEACH	0	0.00%	0	0.00%	11	13.92%	11	13.92%
	Cast Votes:	0	0.00%	0	0.00%	79	86.81%	79	86.81%
	Over Votes:	0	0.00%	0	0.00%	0	0.00%	0	0.00%
	Under Votes:	0	0.00%	0	0.00%	12	13.19%	12	13.19%

Precinct Report — Unofficial

PRESIDENTIAL PREFERENCE AND REGULAR PRIMARY — OFFICIAL BALLOT FOR BOYD COUNTY — May 17, 2016

05/17/2016 07:36 PM

Total Number of Voters : 7,460 of 0 = 0.00%

Precincts Reporting 47 of 47 = 100.00%

Party	Candidate	Absentee		Early		Election		Total	
Precinct A122 (Ballots Cast: 7)									
UNITED STATES SENATOR-4th, Vote For 1									
	James R. GOULD	0	0.00%	0	0.00%	0	0.00%	0	0.00%
	Rand PAUL	0	0.00%	0	0.00%	1	100.00%	1	100.00%
	Stephen Howard SLAUGHTER	0	0.00%	0	0.00%	0	0.00%	0	0.00%
	Cast Votes:	0	0.00%	0	0.00%	1	100.00%	1	100.00%
	Over Votes:	0	0.00%	0	0.00%	0	0.00%	0	0.00%
	Under Votes:	0	0.00%	0	0.00%	0	0.00%	0	0.00%
PRESIDENT of the UNITED STATES, Vote For 1									
	Martin J. O'MALLEY	0	0.00%	0	0.00%	1	16.67%	1	16.67%
	Bernard "Bernie" SANDERS	0	0.00%	0	0.00%	4	66.67%	4	66.67%
	Hillary CLINTON	0	0.00%	0	0.00%	0	0.00%	0	0.00%
	Roque Rocky DE LA FUENTE	0	0.00%	0	0.00%	0	0.00%	0	0.00%
	"UNCOMMITTED"	0	0.00%	0	0.00%	1	16.67%	1	16.67%
	Cast Votes:	0	0.00%	0	0.00%	6	100.00%	6	100.00%
	Over Votes:	0	0.00%	0	0.00%	0	0.00%	0	0.00%
	Under Votes:	0	0.00%	0	0.00%	0	0.00%	0	0.00%
UNITED STATES SENATOR-4th, Vote For 1									
	Ron LEACH	0	0.00%	0	0.00%	2	33.33%	2	33.33%
	Tom RECKTENWALD	0	0.00%	0	0.00%	0	0.00%	0	0.00%
	Grant T. SHORT	0	0.00%	0	0.00%	0	0.00%	0	0.00%
	Sellus WILDER	0	0.00%	0	0.00%	0	0.00%	0	0.00%
	Jim GRAY	0	0.00%	0	0.00%	3	50.00%	3	50.00%
	Rory HOULIHAN	0	0.00%	0	0.00%	0	0.00%	0	0.00%
	Jeff KENDER	0	0.00%	0	0.00%	1	16.67%	1	16.67%
	Cast Votes:	0	0.00%	0	0.00%	6	100.00%	6	100.00%
	Over Votes:	0	0.00%	0	0.00%	0	0.00%	0	0.00%
	Under Votes:	0	0.00%	0	0.00%	0	0.00%	0	0.00%

Total Number of Voters : 7,460 of 0 = 0.00%

Precincts Reporting 47 of 47 = 100.00%

Party	Candidate	Absentee		Early		Election		Total	
Precinct B101A (Ballots Cast: 131)									
UNITED STATES SENATOR-4th, Vote For 1									
	James R. GOULD	0	0.00%	0	0.00%	3	8.11%	3	8.11%
	Rand PAUL	0	0.00%	0	0.00%	31	83.78%	31	83.78%
	Stephen Howard SLAUGHTER	0	0.00%	0	0.00%	3	8.11%	3	8.11%
	Cast Votes:	0	0.00%	0	0.00%	37	92.50%	37	92.50%
	Over Votes:	0	0.00%	0	0.00%	0	0.00%	0	0.00%
	Under Votes:	0	0.00%	0	0.00%	3	7.50%	3	7.50%
PRESIDENT of the UNITED STATES, Vote For 1									
	Martin J. O'MALLEY	0	0.00%	0	0.00%	0	0.00%	0	0.00%
	Bernard "Bernie" SANDERS	0	0.00%	0	0.00%	35	43.21%	35	43.21%
	Hillary CLINTON	0	0.00%	0	0.00%	40	49.38%	40	49.38%
	Roque Rocky DE LA FUENTE	0	0.00%	0	0.00%	0	0.00%	0	0.00%
	"UNCOMMITTED"	0	0.00%	0	0.00%	6	7.41%	6	7.41%
	Cast Votes:	0	0.00%	0	0.00%	81	96.43%	81	96.43%
	Over Votes:	0	0.00%	0	0.00%	0	0.00%	0	0.00%
	Under Votes:	0	0.00%	0	0.00%	3	3.57%	3	3.57%
UNITED STATES SENATOR-4th, Vote For 1									
	Ron LEACH	0	0.00%	0	0.00%	7	9.86%	7	9.86%
	Tom RECKTENWALD	0	0.00%	0	0.00%	4	5.63%	4	5.63%
	Grant T. SHORT	0	0.00%	0	0.00%	3	4.23%	3	4.23%
	Sellus WILDER	0	0.00%	0	0.00%	14	19.72%	14	19.72%
	Jim GRAY	0	0.00%	0	0.00%	33	46.48%	33	46.48%
	Rory HOULIHAN	0	0.00%	0	0.00%	5	7.04%	5	7.04%
	Jeff KENDER	0	0.00%	0	0.00%	5	7.04%	5	7.04%
	Cast Votes:	0	0.00%	0	0.00%	71	84.52%	71	84.52%
	Over Votes:	0	0.00%	0	0.00%	0	0.00%	0	0.00%
	Under Votes:	0	0.00%	0	0.00%	13	15.48%	13	15.48%
MAYOR City of Ashland, Vote For 1									
	Warren HOWARD JR.	0	0.00%	0	0.00%	24	18.60%	24	18.60%
	Chuck CHARLES	0	0.00%	0	0.00%	43	33.33%	43	33.33%
	Stephen E. GILMORE	0	0.00%	0	0.00%	62	48.06%	62	48.06%
	Cast Votes:	0	0.00%	0	0.00%	129	98.47%	129	98.47%
	Over Votes:	0	0.00%	0	0.00%	0	0.00%	0	0.00%
	Under Votes:	0	0.00%	0	0.00%	2	1.53%	2	1.53%

Precinct Report — Unofficial

PRESIDENTIAL PREFERENCE AND REGULAR PRIMARY — OFFICIAL BALLOT FOR BOYD COUNTY — May 17, 2016

05/17/2016 07:36 PM

Total Number of Voters : 7,460 of 0 = 0.00%

Precincts Reporting 47 of 47 = 100.00%

Party	Candidate	Absentee		Early		Election		Total	
Precinct B101A (Ballots Cast: 131)									
CITY COMMISSIONERS City of Ashland, Vote For 4									
	Kevin GUNDERSON	0	0.00%	0	0.00%	52	12.26%	52	12.26%
	Marshall STEEN	0	0.00%	0	0.00%	55	12.97%	55	12.97%
	Amanda CLARK	0	0.00%	0	0.00%	64	15.09%	64	15.09%
	Marty GUTE	0	0.00%	0	0.00%	33	7.78%	33	7.78%
	Matt PERKINS	0	0.00%	0	0.00%	68	16.04%	68	16.04%
	Woody CONLEY	0	0.00%	0	0.00%	22	5.19%	22	5.19%
	Cheryl SPRIGGS	0	0.00%	0	0.00%	55	12.97%	55	12.97%
	Larry D. BROWN	0	0.00%	0	0.00%	33	7.78%	33	7.78%
	Frank E. SALISBURY	0	0.00%	0	0.00%	42	9.91%	42	9.91%
	Cast Votes:	0	0.00%	0	0.00%	424	80.92%	424	80.92%
	Over Votes:	0	0.00%	0	0.00%	0	0.00%	0	0.00%
	Under Votes:	0	0.00%	0	0.00%	100	19.08%	100	19.08%

Precinct Report — Unofficial

PRESIDENTIAL PREFERENCE AND REGULAR PRIMARY — OFFICIAL BALLOT FOR BOYD COUNTY — May 17, 2016

05/17/2016 07:36 PM

Total Number of Voters : 7,460 of 0 = 0.00%

Precincts Reporting 47 of 47 = 100.00%

Party	Candidate	Absentee		Early		Election		Total	
Precinct B102A (Ballots Cast: 169)									
UNITED STATES SENATOR-4th, Vote For 1									
	James R. GOULD	0	0.00%	0	0.00%	5	11.63%	5	11.63%
	Rand PAUL	0	0.00%	0	0.00%	35	81.40%	35	81.40%
	Stephen Howard SLAUGHTER	0	0.00%	0	0.00%	3	6.98%	3	6.98%
	Cast Votes:	0	0.00%	0	0.00%	43	97.73%	43	97.73%
	Over Votes:	0	0.00%	0	0.00%	0	0.00%	0	0.00%
	Under Votes:	0	0.00%	0	0.00%	1	2.27%	1	2.27%
PRESIDENT of the UNITED STATES, Vote For 1									
	Martin J. O'MALLEY	0	0.00%	0	0.00%	0	0.00%	0	0.00%
	Bernard "Bernie" SANDERS	0	0.00%	0	0.00%	53	45.69%	53	45.69%
	Hillary CLINTON	0	0.00%	0	0.00%	52	44.83%	52	44.83%
	Roque Rocky DE LA FUENTE	0	0.00%	0	0.00%	1	0.86%	1	0.86%
	"UNCOMMITTED"	0	0.00%	0	0.00%	10	8.62%	10	8.62%
	Cast Votes:	0	0.00%	0	0.00%	116	97.48%	116	97.48%
	Over Votes:	0	0.00%	0	0.00%	0	0.00%	0	0.00%
	Under Votes:	0	0.00%	0	0.00%	3	2.52%	3	2.52%
UNITED STATES SENATOR-4th, Vote For 1									
	Ron LEACH	0	0.00%	0	0.00%	13	12.62%	13	12.62%
	Tom RECKTENWALD	0	0.00%	0	0.00%	3	2.91%	3	2.91%
	Grant T. SHORT	0	0.00%	0	0.00%	15	14.56%	15	14.56%
	Sellus WILDER	0	0.00%	0	0.00%	18	17.48%	18	17.48%
	Jim GRAY	0	0.00%	0	0.00%	43	41.75%	43	41.75%
	Rory HOULIHAN	0	0.00%	0	0.00%	4	3.88%	4	3.88%
	Jeff KENDER	0	0.00%	0	0.00%	7	6.80%	7	6.80%
	Cast Votes:	0	0.00%	0	0.00%	103	86.55%	103	86.55%
	Over Votes:	0	0.00%	0	0.00%	0	0.00%	0	0.00%
	Under Votes:	0	0.00%	0	0.00%	16	13.45%	16	13.45%
MAYOR City of Ashland, Vote For 1									
	Warren HOWARD JR.	0	0.00%	0	0.00%	45	27.61%	45	27.61%
	Chuck CHARLES	0	0.00%	0	0.00%	48	29.45%	48	29.45%
	Stephen E. GILMORE	0	0.00%	0	0.00%	70	42.94%	70	42.94%
	Cast Votes:	0	0.00%	0	0.00%	163	96.45%	163	96.45%
	Over Votes:	0	0.00%	0	0.00%	0	0.00%	0	0.00%
	Under Votes:	0	0.00%	0	0.00%	6	3.55%	6	3.55%

Precinct Report — Unofficial

PRESIDENTIAL PREFERENCE AND REGULAR PRIMARY — OFFICIAL BALLOT FOR BOYD COUNTY — May 17, 2016

05/17/2016 07:36 PM

Total Number of Voters : 7,460 of 0 = 0.00%

Precincts Reporting 47 of 47 = 100.00%

Party	Candidate	Absentee		Early		Election		Total	
Precinct B102A (Ballots Cast: 169)									
CITY COMMISSIONERS City of Ashland, Vote For 4									
	Kevin GUNDERSON	0	0.00%	0	0.00%	82	14.36%	82	14.36%
	Marshall STEEN	0	0.00%	0	0.00%	77	13.49%	77	13.49%
	Amanda CLARK	0	0.00%	0	0.00%	82	14.36%	82	14.36%
	Marty GUTE	0	0.00%	0	0.00%	69	12.08%	69	12.08%
	Matt PERKINS	0	0.00%	0	0.00%	57	9.98%	57	9.98%
	Woody CONLEY	0	0.00%	0	0.00%	30	5.25%	30	5.25%
	Cheryl SPRIGGS	0	0.00%	0	0.00%	65	11.38%	65	11.38%
	Larry D. BROWN	0	0.00%	0	0.00%	67	11.73%	67	11.73%
	Frank E. SALISBURY	0	0.00%	0	0.00%	42	7.36%	42	7.36%
	Cast Votes:	0	0.00%	0	0.00%	571	84.47%	571	84.47%
	Over Votes:	0	0.00%	0	0.00%	0	0.00%	0	0.00%
	Under Votes:	0	0.00%	0	0.00%	105	15.53%	105	15.53%

Total Number of Voters : 7,460 of 0 = 0.00%

Precincts Reporting 47 of 47 = 100.00%

Party	Candidate	Absentee		Early		Election		Total	
Precinct B103A (Ballots Cast: 131)									
UNITED STATES SENATOR-4th, Vote For 1									
	James R. GOULD	0	0.00%	0	0.00%	6	17.65%	6	17.65%
	Rand PAUL	0	0.00%	0	0.00%	27	79.41%	27	79.41%
	Stephen Howard SLAUGHTER	0	0.00%	0	0.00%	1	2.94%	1	2.94%
	Cast Votes:	0	0.00%	0	0.00%	34	91.89%	34	91.89%
	Over Votes:	0	0.00%	0	0.00%	0	0.00%	0	0.00%
	Under Votes:	0	0.00%	0	0.00%	3	8.11%	3	8.11%
PRESIDENT of the UNITED STATES, Vote For 1									
	Martin J. O'MALLEY	0	0.00%	0	0.00%	1	1.16%	1	1.16%
	Bernard "Bernie" SANDERS	0	0.00%	0	0.00%	41	47.67%	41	47.67%
	Hillary CLINTON	0	0.00%	0	0.00%	38	44.19%	38	44.19%
	Roque Rocky DE LA FUENTE	0	0.00%	0	0.00%	1	1.16%	1	1.16%
	"UNCOMMITTED"	0	0.00%	0	0.00%	5	5.81%	5	5.81%
	Cast Votes:	0	0.00%	0	0.00%	86	92.47%	86	92.47%
	Over Votes:	0	0.00%	0	0.00%	0	0.00%	0	0.00%
	Under Votes:	0	0.00%	0	0.00%	7	7.53%	7	7.53%
UNITED STATES SENATOR-4th, Vote For 1									
	Ron LEACH	0	0.00%	0	0.00%	8	10.26%	8	10.26%
	Tom RECKTENWALD	0	0.00%	0	0.00%	6	7.69%	6	7.69%
	Grant T. SHORT	0	0.00%	0	0.00%	9	11.54%	9	11.54%
	Sellus WILDER	0	0.00%	0	0.00%	22	28.21%	22	28.21%
	Jim GRAY	0	0.00%	0	0.00%	24	30.77%	24	30.77%
	Rory HOULIHAN	0	0.00%	0	0.00%	4	5.13%	4	5.13%
	Jeff KENDER	0	0.00%	0	0.00%	5	6.41%	5	6.41%
	Cast Votes:	0	0.00%	0	0.00%	78	83.87%	78	83.87%
	Over Votes:	0	0.00%	0	0.00%	0	0.00%	0	0.00%
	Under Votes:	0	0.00%	0	0.00%	15	16.13%	15	16.13%
MAYOR City of Ashland, Vote For 1									
	Warren HOWARD JR.	0	0.00%	0	0.00%	27	21.09%	27	21.09%
	Chuck CHARLES	0	0.00%	0	0.00%	33	25.78%	33	25.78%
	Stephen E. GILMORE	0	0.00%	0	0.00%	68	53.13%	68	53.13%
	Cast Votes:	0	0.00%	0	0.00%	128	97.71%	128	97.71%
	Over Votes:	0	0.00%	0	0.00%	0	0.00%	0	0.00%
	Under Votes:	0	0.00%	0	0.00%	3	2.29%	3	2.29%

Precinct Report — Unofficial

PRESIDENTIAL PREFERENCE AND REGULAR PRIMARY — OFFICIAL BALLOT FOR BOYD COUNTY — May 17, 2016

05/17/2016 07:36 PM

Total Number of Voters : 7,460 of 0 = 0.00%

Precincts Reporting 47 of 47 = 100.00%

Party	Candidate	Absentee		Early		Election		Total	
Precinct B103A (Ballots Cast: 131)									
CITY COMMISSIONERS City of Ashland, Vote For 4									
	Kevin GUNDERSON	0	0.00%	0	0.00%	58	13.62%	58	13.62%
	Marshall STEEN	0	0.00%	0	0.00%	72	16.90%	72	16.90%
	Amanda CLARK	0	0.00%	0	0.00%	51	11.97%	51	11.97%
	Marty GUTE	0	0.00%	0	0.00%	55	12.91%	55	12.91%
	Matt PERKINS	0	0.00%	0	0.00%	48	11.27%	48	11.27%
	Woody CONLEY	0	0.00%	0	0.00%	19	4.46%	19	4.46%
	Cheryl SPRIGGS	0	0.00%	0	0.00%	47	11.03%	47	11.03%
	Larry D. BROWN	0	0.00%	0	0.00%	45	10.56%	45	10.56%
	Frank E. SALISBURY	0	0.00%	0	0.00%	31	7.28%	31	7.28%
	Cast Votes:	0	0.00%	0	0.00%	426	81.30%	426	81.30%
	Over Votes:	0	0.00%	0	0.00%	0	0.00%	0	0.00%
	Under Votes:	0	0.00%	0	0.00%	98	18.70%	98	18.70%

Precinct Report — Unofficial

PRESIDENTIAL PREFERENCE AND REGULAR PRIMARY — OFFICIAL BALLOT FOR BOYD COUNTY — May 17, 2016

05/17/2016 07:36 PM

Total Number of Voters : 7,460 of 0 = 0.00%

Precincts Reporting 47 of 47 = 100.00%

Party	Candidate	Absentee		Early		Election		Total	
Precinct B105 (Ballots Cast: 110)									
UNITED STATES SENATOR-4th, Vote For 1									
	James R. GOULD	0	0.00%	0	0.00%	4	14.29%	4	14.29%
	Rand PAUL	0	0.00%	0	0.00%	22	78.57%	22	78.57%
	Stephen Howard SLAUGHTER	0	0.00%	0	0.00%	2	7.14%	2	7.14%
	Cast Votes:	0	0.00%	0	0.00%	28	90.32%	28	90.32%
	Over Votes:	0	0.00%	0	0.00%	0	0.00%	0	0.00%
	Under Votes:	0	0.00%	0	0.00%	3	9.68%	3	9.68%
PRESIDENT of the UNITED STATES, Vote For 1									
	Martin J. O'MALLEY	0	0.00%	0	0.00%	0	0.00%	0	0.00%
	Bernard "Bernie" SANDERS	0	0.00%	0	0.00%	36	48.65%	36	48.65%
	Hillary CLINTON	0	0.00%	0	0.00%	33	44.59%	33	44.59%
	Roque Rocky DE LA FUENTE	0	0.00%	0	0.00%	0	0.00%	0	0.00%
	"UNCOMMITTED"	0	0.00%	0	0.00%	5	6.76%	5	6.76%
	Cast Votes:	0	0.00%	0	0.00%	74	100.00%	74	100.00%
	Over Votes:	0	0.00%	0	0.00%	0	0.00%	0	0.00%
	Under Votes:	0	0.00%	0	0.00%	0	0.00%	0	0.00%
UNITED STATES SENATOR-4th, Vote For 1									
	Ron LEACH	0	0.00%	0	0.00%	7	10.77%	7	10.77%
	Tom RECKTENWALD	0	0.00%	0	0.00%	3	4.62%	3	4.62%
	Grant T. SHORT	0	0.00%	0	0.00%	6	9.23%	6	9.23%
	Sellus WILDER	0	0.00%	0	0.00%	17	26.15%	17	26.15%
	Jim GRAY	0	0.00%	0	0.00%	21	32.31%	21	32.31%
	Rory HOULIHAN	0	0.00%	0	0.00%	3	4.62%	3	4.62%
	Jeff KENDER	0	0.00%	0	0.00%	8	12.31%	8	12.31%
	Cast Votes:	0	0.00%	0	0.00%	65	87.84%	65	87.84%
	Over Votes:	0	0.00%	0	0.00%	0	0.00%	0	0.00%
	Under Votes:	0	0.00%	0	0.00%	9	12.16%	9	12.16%
MAYOR City of Ashland, Vote For 1									
	Warren HOWARD JR.	0	0.00%	0	0.00%	23	21.30%	23	21.30%
	Chuck CHARLES	0	0.00%	0	0.00%	27	25.00%	27	25.00%
	Stephen E. GILMORE	0	0.00%	0	0.00%	58	53.70%	58	53.70%
	Cast Votes:	0	0.00%	0	0.00%	108	98.18%	108	98.18%
	Over Votes:	0	0.00%	0	0.00%	0	0.00%	0	0.00%
	Under Votes:	0	0.00%	0	0.00%	2	1.82%	2	1.82%

Precinct Report — Unofficial

PRESIDENTIAL PREFERENCE AND REGULAR PRIMARY — OFFICIAL BALLOT FOR BOYD COUNTY — May 17, 2016

05/17/2016 07:36 PM

Total Number of Voters : 7,460 of 0 = 0.00%

Precincts Reporting 47 of 47 = 100.00%

Party	Candidate	Absentee		Early		Election		Total	
Precinct B105 (Ballots Cast: 110)									
CITY COMMISSIONERS City of Ashland, Vote For 4									
	Kevin GUNDERSON	0	0.00%	0	0.00%	45	13.43%	45	13.43%
	Marshall STEEN	0	0.00%	0	0.00%	52	15.52%	52	15.52%
	Amanda CLARK	0	0.00%	0	0.00%	33	9.85%	33	9.85%
	Marty GUTE	0	0.00%	0	0.00%	54	16.12%	54	16.12%
	Matt PERKINS	0	0.00%	0	0.00%	30	8.96%	30	8.96%
	Woody CONLEY	0	0.00%	0	0.00%	9	2.69%	9	2.69%
	Cheryl SPRIGGS	0	0.00%	0	0.00%	45	13.43%	45	13.43%
	Larry D. BROWN	0	0.00%	0	0.00%	40	11.94%	40	11.94%
	Frank E. SALISBURY	0	0.00%	0	0.00%	27	8.06%	27	8.06%
	Cast Votes:	0	0.00%	0	0.00%	335	76.14%	335	76.14%
	Over Votes:	0	0.00%	0	0.00%	0	0.00%	0	0.00%
	Under Votes:	0	0.00%	0	0.00%	105	23.86%	105	23.86%

Precinct Report — Unofficial

PRESIDENTIAL PREFERENCE AND REGULAR PRIMARY — OFFICIAL BALLOT FOR BOYD COUNTY — May 17, 2016

05/17/2016 07:36 PM

Total Number of Voters : 7,460 of 0 = 0.00%

Precincts Reporting 47 of 47 = 100.00%

Party	Candidate	Absentee		Early		Election		Total	
Precinct B106A (Ballots Cast: 203)									
UNITED STATES SENATOR-4th, Vote For 1									
	James R. GOULD	0	0.00%	0	0.00%	8	12.12%	8	12.12%
	Rand PAUL	0	0.00%	0	0.00%	55	83.33%	55	83.33%
	Stephen Howard SLAUGHTER	0	0.00%	0	0.00%	3	4.55%	3	4.55%
	Cast Votes:	0	0.00%	0	0.00%	66	94.29%	66	94.29%
	Over Votes:	0	0.00%	0	0.00%	0	0.00%	0	0.00%
	Under Votes:	0	0.00%	0	0.00%	4	5.71%	4	5.71%
PRESIDENT of the UNITED STATES, Vote For 1									
	Martin J. O'MALLEY	0	0.00%	0	0.00%	1	0.83%	1	0.83%
	Bernard "Bernie" SANDERS	0	0.00%	0	0.00%	54	45.00%	54	45.00%
	Hillary CLINTON	0	0.00%	0	0.00%	54	45.00%	54	45.00%
	Roque Rocky DE LA FUENTE	0	0.00%	0	0.00%	0	0.00%	0	0.00%
	"UNCOMMITTED"	0	0.00%	0	0.00%	11	9.17%	11	9.17%
	Cast Votes:	0	0.00%	0	0.00%	120	96.77%	120	96.77%
	Over Votes:	0	0.00%	0	0.00%	0	0.00%	0	0.00%
	Under Votes:	0	0.00%	0	0.00%	4	3.23%	4	3.23%
UNITED STATES SENATOR-4th, Vote For 1									
	Ron LEACH	0	0.00%	0	0.00%	13	14.29%	13	14.29%
	Tom RECKTENWALD	0	0.00%	0	0.00%	5	5.49%	5	5.49%
	Grant T. SHORT	0	0.00%	0	0.00%	9	9.89%	9	9.89%
	Sellus WILDER	0	0.00%	0	0.00%	18	19.78%	18	19.78%
	Jim GRAY	0	0.00%	0	0.00%	37	40.66%	37	40.66%
	Rory HOULIHAN	0	0.00%	0	0.00%	3	3.30%	3	3.30%
	Jeff KENDER	0	0.00%	0	0.00%	6	6.59%	6	6.59%
	Cast Votes:	0	0.00%	0	0.00%	91	73.39%	91	73.39%
	Over Votes:	0	0.00%	0	0.00%	0	0.00%	0	0.00%
	Under Votes:	0	0.00%	0	0.00%	33	26.61%	33	26.61%
MAYOR City of Ashland, Vote For 1									
	Warren HOWARD JR.	0	0.00%	0	0.00%	42	21.65%	42	21.65%
	Chuck CHARLES	0	0.00%	0	0.00%	62	31.96%	62	31.96%
	Stephen E. GILMORE	0	0.00%	0	0.00%	90	46.39%	90	46.39%
	Cast Votes:	0	0.00%	0	0.00%	194	95.57%	194	95.57%
	Over Votes:	0	0.00%	0	0.00%	0	0.00%	0	0.00%
	Under Votes:	0	0.00%	0	0.00%	9	4.43%	9	4.43%

Precinct Report — Unofficial

PRESIDENTIAL PREFERENCE AND REGULAR PRIMARY — OFFICIAL BALLOT FOR BOYD COUNTY — May 17, 2016

05/17/2016 07:36 PM

Total Number of Voters : 7,460 of 0 = 0.00%

Precincts Reporting 47 of 47 = 100.00%

Party	Candidate	Absentee		Early		Election		Total	
Precinct B106A (Ballots Cast: 203)									
CITY COMMISSIONERS City of Ashland, Vote For 4									
	Kevin GUNDERSON	0	0.00%	0	0.00%	68	11.37%	68	11.37%
	Marshall STEEN	0	0.00%	0	0.00%	74	12.37%	74	12.37%
	Amanda CLARK	0	0.00%	0	0.00%	92	15.38%	92	15.38%
	Marty GUTE	0	0.00%	0	0.00%	68	11.37%	68	11.37%
	Matt PERKINS	0	0.00%	0	0.00%	118	19.73%	118	19.73%
	Woody CONLEY	0	0.00%	0	0.00%	20	3.34%	20	3.34%
	Cheryl SPRIGGS	0	0.00%	0	0.00%	64	10.70%	64	10.70%
	Larry D. BROWN	0	0.00%	0	0.00%	57	9.53%	57	9.53%
	Frank E. SALISBURY	0	0.00%	0	0.00%	37	6.19%	37	6.19%
	Cast Votes:	0	0.00%	0	0.00%	598	73.65%	598	73.65%
	Over Votes:	0	0.00%	0	0.00%	0	0.00%	0	0.00%
	Under Votes:	0	0.00%	0	0.00%	214	26.35%	214	26.35%

Precinct Report — Unofficial

PRESIDENTIAL PREFERENCE AND REGULAR PRIMARY — OFFICIAL BALLOT FOR BOYD COUNTY — May 17, 2016

05/17/2016 07:36 PM

Total Number of Voters : 7,460 of 0 = 0.00%

Precincts Reporting 47 of 47 = 100.00%

Party	Candidate	Absentee		Early		Election		Total	
Precinct B107 (Ballots Cast: 166)									
UNITED STATES SENATOR-4th, Vote For 1									
	James R. GOULD	0	0.00%	0	0.00%	5	8.06%	5	8.06%
	Rand PAUL	0	0.00%	0	0.00%	54	87.10%	54	87.10%
	Stephen Howard SLAUGHTER	0	0.00%	0	0.00%	3	4.84%	3	4.84%
	Cast Votes:	0	0.00%	0	0.00%	62	96.88%	62	96.88%
	Over Votes:	0	0.00%	0	0.00%	0	0.00%	0	0.00%
	Under Votes:	0	0.00%	0	0.00%	2	3.13%	2	3.13%
PRESIDENT of the UNITED STATES, Vote For 1									
	Martin J. O'MALLEY	0	0.00%	0	0.00%	2	2.15%	2	2.15%
	Bernard "Bernie" SANDERS	0	0.00%	0	0.00%	42	45.16%	42	45.16%
	Hillary CLINTON	0	0.00%	0	0.00%	40	43.01%	40	43.01%
	Roque Rocky DE LA FUENTE	0	0.00%	0	0.00%	0	0.00%	0	0.00%
	"UNCOMMITTED"	0	0.00%	0	0.00%	9	9.68%	9	9.68%
	Cast Votes:	0	0.00%	0	0.00%	93	96.88%	93	96.88%
	Over Votes:	0	0.00%	0	0.00%	0	0.00%	0	0.00%
	Under Votes:	0	0.00%	0	0.00%	3	3.13%	3	3.13%
UNITED STATES SENATOR-4th, Vote For 1									
	Ron LEACH	0	0.00%	0	0.00%	6	7.89%	6	7.89%
	Tom RECKTENWALD	0	0.00%	0	0.00%	6	7.89%	6	7.89%
	Grant T. SHORT	0	0.00%	0	0.00%	7	9.21%	7	9.21%
	Sellus WILDER	0	0.00%	0	0.00%	13	17.11%	13	17.11%
	Jim GRAY	0	0.00%	0	0.00%	35	46.05%	35	46.05%
	Rory HOULIHAN	0	0.00%	0	0.00%	2	2.63%	2	2.63%
	Jeff KENDER	0	0.00%	0	0.00%	7	9.21%	7	9.21%
	Cast Votes:	0	0.00%	0	0.00%	76	79.17%	76	79.17%
	Over Votes:	0	0.00%	0	0.00%	0	0.00%	0	0.00%
	Under Votes:	0	0.00%	0	0.00%	20	20.83%	20	20.83%
MAYOR City of Ashland, Vote For 1									
	Warren HOWARD JR.	0	0.00%	0	0.00%	31	18.90%	31	18.90%
	Chuck CHARLES	0	0.00%	0	0.00%	54	32.93%	54	32.93%
	Stephen E. GILMORE	0	0.00%	0	0.00%	79	48.17%	79	48.17%
	Cast Votes:	0	0.00%	0	0.00%	164	98.80%	164	98.80%
	Over Votes:	0	0.00%	0	0.00%	0	0.00%	0	0.00%
	Under Votes:	0	0.00%	0	0.00%	2	1.20%	2	1.20%

Precinct Report — Unofficial

PRESIDENTIAL PREFERENCE AND REGULAR PRIMARY — OFFICIAL BALLOT FOR BOYD COUNTY — May 17, 2016

05/17/2016 07:36 PM

Total Number of Voters : 7,460 of 0 = 0.00%

Precincts Reporting 47 of 47 = 100.00%

Party	Candidate	Absentee		Early		Election		Total	
Precinct B107 (Ballots Cast: 166)									
CITY COMMISSIONERS City of Ashland, Vote For 4									
	Kevin GUNDERSON	0	0.00%	0	0.00%	78	13.61%	78	13.61%
	Marshall STEEN	0	0.00%	0	0.00%	70	12.22%	70	12.22%
	Amanda CLARK	0	0.00%	0	0.00%	77	13.44%	77	13.44%
	Marty GUTE	0	0.00%	0	0.00%	55	9.60%	55	9.60%
	Matt PERKINS	0	0.00%	0	0.00%	90	15.71%	90	15.71%
	Woody CONLEY	0	0.00%	0	0.00%	24	4.19%	24	4.19%
	Cheryl SPRIGGS	0	0.00%	0	0.00%	61	10.65%	61	10.65%
	Larry D. BROWN	0	0.00%	0	0.00%	57	9.95%	57	9.95%
	Frank E. SALISBURY	0	0.00%	0	0.00%	61	10.65%	61	10.65%
	Cast Votes:	0	0.00%	0	0.00%	573	86.30%	573	86.30%
	Over Votes:	0	0.00%	0	0.00%	0	0.00%	0	0.00%
	Under Votes:	0	0.00%	0	0.00%	91	13.70%	91	13.70%

Precinct Report — Unofficial

PRESIDENTIAL PREFERENCE AND REGULAR PRIMARY — OFFICIAL BALLOT FOR BOYD COUNTY — May 17, 2016

05/17/2016 07:36 PM

Total Number of Voters : 7,460 of 0 = 0.00%

Precincts Reporting 47 of 47 = 100.00%

Party	Candidate	Absentee		Early		Election		Total	
Precinct B108 (Ballots Cast: 217)									
UNITED STATES SENATOR-4th, Vote For 1									
	James R. GOULD	0	0.00%	0	0.00%	12	16.22%	12	16.22%
	Rand PAUL	0	0.00%	0	0.00%	59	79.73%	59	79.73%
	Stephen Howard SLAUGHTER	0	0.00%	0	0.00%	3	4.05%	3	4.05%
	Cast Votes:	0	0.00%	0	0.00%	74	91.36%	74	91.36%
	Over Votes:	0	0.00%	0	0.00%	0	0.00%	0	0.00%
	Under Votes:	0	0.00%	0	0.00%	7	8.64%	7	8.64%
PRESIDENT of the UNITED STATES, Vote For 1									
	Martin J. O'MALLEY	0	0.00%	0	0.00%	0	0.00%	0	0.00%
	Bernard "Bernie" SANDERS	0	0.00%	0	0.00%	65	53.72%	65	53.72%
	Hillary CLINTON	0	0.00%	0	0.00%	51	42.15%	51	42.15%
	Roque Rocky DE LA FUENTE	0	0.00%	0	0.00%	0	0.00%	0	0.00%
	"UNCOMMITTED"	0	0.00%	0	0.00%	5	4.13%	5	4.13%
	Cast Votes:	0	0.00%	0	0.00%	121	94.53%	121	94.53%
	Over Votes:	0	0.00%	0	0.00%	0	0.00%	0	0.00%
	Under Votes:	0	0.00%	0	0.00%	7	5.47%	7	5.47%
UNITED STATES SENATOR-4th, Vote For 1									
	Ron LEACH	0	0.00%	0	0.00%	11	11.83%	11	11.83%
	Tom RECKTENWALD	0	0.00%	0	0.00%	3	3.23%	3	3.23%
	Grant T. SHORT	0	0.00%	0	0.00%	7	7.53%	7	7.53%
	Sellus WILDER	0	0.00%	0	0.00%	13	13.98%	13	13.98%
	Jim GRAY	0	0.00%	0	0.00%	45	48.39%	45	48.39%
	Rory HOULIHAN	0	0.00%	0	0.00%	5	5.38%	5	5.38%
	Jeff KENDER	0	0.00%	0	0.00%	9	9.68%	9	9.68%
	Cast Votes:	0	0.00%	0	0.00%	93	72.66%	93	72.66%
	Over Votes:	0	0.00%	0	0.00%	0	0.00%	0	0.00%
	Under Votes:	0	0.00%	0	0.00%	35	27.34%	35	27.34%
MAYOR City of Ashland, Vote For 1									
	Warren HOWARD JR.	0	0.00%	0	0.00%	36	16.82%	36	16.82%
	Chuck CHARLES	0	0.00%	0	0.00%	81	37.85%	81	37.85%
	Stephen E. GILMORE	0	0.00%	0	0.00%	97	45.33%	97	45.33%
	Cast Votes:	0	0.00%	0	0.00%	214	98.62%	214	98.62%
	Over Votes:	0	0.00%	0	0.00%	0	0.00%	0	0.00%
	Under Votes:	0	0.00%	0	0.00%	3	1.38%	3	1.38%

Precinct Report — Unofficial

PRESIDENTIAL PREFERENCE AND REGULAR PRIMARY — OFFICIAL BALLOT FOR BOYD COUNTY — May 17, 2016

05/17/2016 07:36 PM

Total Number of Voters : 7,460 of 0 = 0.00%

Precincts Reporting 47 of 47 = 100.00%

Party	Candidate	Absentee		Early		Election		Total	
Precinct B108 (Ballots Cast: 217)									
CITY COMMISSIONERS City of Ashland, Vote For 4									
	Kevin GUNDERSON	0	0.00%	0	0.00%	71	10.09%	71	10.09%
	Marshall STEEN	0	0.00%	0	0.00%	89	12.64%	89	12.64%
	Amanda CLARK	0	0.00%	0	0.00%	81	11.51%	81	11.51%
	Marty GUTE	0	0.00%	0	0.00%	89	12.64%	89	12.64%
	Matt PERKINS	0	0.00%	0	0.00%	117	16.62%	117	16.62%
	Woody CONLEY	0	0.00%	0	0.00%	23	3.27%	23	3.27%
	Cheryl SPRIGGS	0	0.00%	0	0.00%	77	10.94%	77	10.94%
	Larry D. BROWN	0	0.00%	0	0.00%	86	12.22%	86	12.22%
	Frank E. SALISBURY	0	0.00%	0	0.00%	71	10.09%	71	10.09%
	Cast Votes:	0	0.00%	0	0.00%	704	81.11%	704	81.11%
	Over Votes:	0	0.00%	0	0.00%	0	0.00%	0	0.00%
	Under Votes:	0	0.00%	0	0.00%	164	18.89%	164	18.89%

Total Number of Voters : 7,460 of 0 = 0.00%

Precincts Reporting 47 of 47 = 100.00%

Party	Candidate	Absentee		Early		Election		Total	
Precinct B109 (Ballots Cast: 239)									
UNITED STATES SENATOR-4th, Vote For 1									
	James R. GOULD	0	0.00%	0	0.00%	12	13.79%	12	13.79%
	Rand PAUL	0	0.00%	0	0.00%	69	79.31%	69	79.31%
	Stephen Howard SLAUGHTER	0	0.00%	0	0.00%	6	6.90%	6	6.90%
	Cast Votes:	0	0.00%	0	0.00%	87	94.57%	87	94.57%
	Over Votes:	0	0.00%	0	0.00%	0	0.00%	0	0.00%
	Under Votes:	0	0.00%	0	0.00%	5	5.43%	5	5.43%
PRESIDENT of the UNITED STATES, Vote For 1									
	Martin J. O'MALLEY	0	0.00%	0	0.00%	0	0.00%	0	0.00%
	Bernard "Bernie" SANDERS	0	0.00%	0	0.00%	58	44.27%	58	44.27%
	Hillary CLINTON	0	0.00%	0	0.00%	61	46.56%	61	46.56%
	Roque Rocky DE LA FUENTE	0	0.00%	0	0.00%	0	0.00%	0	0.00%
	"UNCOMMITTED"	0	0.00%	0	0.00%	12	9.16%	12	9.16%
	Cast Votes:	0	0.00%	0	0.00%	131	92.25%	131	92.25%
	Over Votes:	0	0.00%	0	0.00%	0	0.00%	0	0.00%
	Under Votes:	0	0.00%	0	0.00%	11	7.75%	11	7.75%
UNITED STATES SENATOR-4th, Vote For 1									
	Ron LEACH	0	0.00%	0	0.00%	13	11.11%	13	11.11%
	Tom RECKTENWALD	0	0.00%	0	0.00%	7	5.98%	7	5.98%
	Grant T. SHORT	0	0.00%	0	0.00%	8	6.84%	8	6.84%
	Sellus WILDER	0	0.00%	0	0.00%	14	11.97%	14	11.97%
	Jim GRAY	0	0.00%	0	0.00%	62	52.99%	62	52.99%
	Rory HOULIHAN	0	0.00%	0	0.00%	9	7.69%	9	7.69%
	Jeff KENDER	0	0.00%	0	0.00%	4	3.42%	4	3.42%
	Cast Votes:	0	0.00%	0	0.00%	117	82.39%	117	82.39%
	Over Votes:	0	0.00%	0	0.00%	0	0.00%	0	0.00%
	Under Votes:	0	0.00%	0	0.00%	25	17.61%	25	17.61%
MAYOR City of Ashland, Vote For 1									
	Warren HOWARD JR.	0	0.00%	0	0.00%	42	17.80%	42	17.80%
	Chuck CHARLES	0	0.00%	0	0.00%	75	31.78%	75	31.78%
	Stephen E. GILMORE	0	0.00%	0	0.00%	119	50.42%	119	50.42%
	Cast Votes:	0	0.00%	0	0.00%	236	98.74%	236	98.74%
	Over Votes:	0	0.00%	0	0.00%	0	0.00%	0	0.00%
	Under Votes:	0	0.00%	0	0.00%	3	1.26%	3	1.26%

Precinct Report — Unofficial

PRESIDENTIAL PREFERENCE AND REGULAR PRIMARY — OFFICIAL BALLOT FOR BOYD COUNTY — May 17, 2016

05/17/2016 07:36 PM

Total Number of Voters : 7,460 of 0 = 0.00%

Precincts Reporting 47 of 47 = 100.00%

Party	Candidate	Absentee		Early		Election		Total	
Precinct B109 (Ballots Cast: 239)									
CITY COMMISSIONERS City of Ashland, Vote For 4									
	Kevin GUNDERSON	0	0.00%	0	0.00%	111	14.29%	111	14.29%
	Marshall STEEN	0	0.00%	0	0.00%	95	12.23%	95	12.23%
	Amanda CLARK	0	0.00%	0	0.00%	97	12.48%	97	12.48%
	Marty GUTE	0	0.00%	0	0.00%	83	10.68%	83	10.68%
	Matt PERKINS	0	0.00%	0	0.00%	124	15.96%	124	15.96%
	Woody CONLEY	0	0.00%	0	0.00%	23	2.96%	23	2.96%
	Cheryl SPRIGGS	0	0.00%	0	0.00%	77	9.91%	77	9.91%
	Larry D. BROWN	0	0.00%	0	0.00%	83	10.68%	83	10.68%
	Frank E. SALISBURY	0	0.00%	0	0.00%	84	10.81%	84	10.81%
	Cast Votes:	0	0.00%	0	0.00%	777	81.28%	777	81.28%
	Over Votes:	0	0.00%	0	0.00%	0	0.00%	0	0.00%
	Under Votes:	0	0.00%	0	0.00%	179	18.72%	179	18.72%

Total Number of Voters : 7,460 of 0 = 0.00%

Precincts Reporting 47 of 47 = 100.00%

Party	Candidate	Absentee		Early		Election		Total	
Precinct B110 (Ballots Cast: 280)									
UNITED STATES SENATOR-4th, Vote For 1									
	James R. GOULD	0	0.00%	0	0.00%	6	6.45%	6	6.45%
	Rand PAUL	0	0.00%	0	0.00%	83	89.25%	83	89.25%
	Stephen Howard SLAUGHTER	0	0.00%	0	0.00%	4	4.30%	4	4.30%
	Cast Votes:	0	0.00%	0	0.00%	93	92.08%	93	92.08%
	Over Votes:	0	0.00%	0	0.00%	0	0.00%	0	0.00%
	Under Votes:	0	0.00%	0	0.00%	8	7.92%	8	7.92%
PRESIDENT of the UNITED STATES, Vote For 1									
	Martin J. O'MALLEY	0	0.00%	0	0.00%	2	1.20%	2	1.20%
	Bernard "Bernie" SANDERS	0	0.00%	0	0.00%	76	45.78%	76	45.78%
	Hillary CLINTON	0	0.00%	0	0.00%	79	47.59%	79	47.59%
	Roque Rocky DE LA FUENTE	0	0.00%	0	0.00%	1	0.60%	1	0.60%
	"UNCOMMITTED"	0	0.00%	0	0.00%	8	4.82%	8	4.82%
	Cast Votes:	0	0.00%	0	0.00%	166	97.08%	166	97.08%
	Over Votes:	0	0.00%	0	0.00%	0	0.00%	0	0.00%
	Under Votes:	0	0.00%	0	0.00%	5	2.92%	5	2.92%
UNITED STATES SENATOR-4th, Vote For 1									
	Ron LEACH	0	0.00%	0	0.00%	6	4.26%	6	4.26%
	Tom RECKTENWALD	0	0.00%	0	0.00%	4	2.84%	4	2.84%
	Grant T. SHORT	0	0.00%	0	0.00%	11	7.80%	11	7.80%
	Sellus WILDER	0	0.00%	0	0.00%	27	19.15%	27	19.15%
	Jim GRAY	0	0.00%	0	0.00%	82	58.16%	82	58.16%
	Rory HOULIHAN	0	0.00%	0	0.00%	4	2.84%	4	2.84%
	Jeff KENDER	0	0.00%	0	0.00%	7	4.96%	7	4.96%
	Cast Votes:	0	0.00%	0	0.00%	141	82.46%	141	82.46%
	Over Votes:	0	0.00%	0	0.00%	0	0.00%	0	0.00%
	Under Votes:	0	0.00%	0	0.00%	30	17.54%	30	17.54%
MAYOR City of Ashland, Vote For 1									
	Warren HOWARD JR.	0	0.00%	0	0.00%	55	20.07%	55	20.07%
	Chuck CHARLES	0	0.00%	0	0.00%	86	31.39%	86	31.39%
	Stephen E. GILMORE	0	0.00%	0	0.00%	133	48.54%	133	48.54%
	Cast Votes:	0	0.00%	0	0.00%	274	97.86%	274	97.86%
	Over Votes:	0	0.00%	0	0.00%	0	0.00%	0	0.00%
	Under Votes:	0	0.00%	0	0.00%	6	2.14%	6	2.14%

Precinct Report — Unofficial

PRESIDENTIAL PREFERENCE AND REGULAR PRIMARY — OFFICIAL BALLOT FOR BOYD COUNTY — May 17, 2016

05/17/2016 07:36 PM

Total Number of Voters : 7,460 of 0 = 0.00%

Precincts Reporting 47 of 47 = 100.00%

Party	Candidate	Absentee		Early		Election		Total	
Precinct B110 (Ballots Cast: 280)									
CITY COMMISSIONERS City of Ashland, Vote For 4									
	Kevin GUNDERSON	0	0.00%	0	0.00%	115	12.75%	115	12.75%
	Marshall STEEN	0	0.00%	0	0.00%	103	11.42%	103	11.42%
	Amanda CLARK	0	0.00%	0	0.00%	139	15.41%	139	15.41%
	Marty GUTE	0	0.00%	0	0.00%	85	9.42%	85	9.42%
	Matt PERKINS	0	0.00%	0	0.00%	172	19.07%	172	19.07%
	Woody CONLEY	0	0.00%	0	0.00%	30	3.33%	30	3.33%
	Cheryl SPRIGGS	0	0.00%	0	0.00%	114	12.64%	114	12.64%
	Larry D. BROWN	0	0.00%	0	0.00%	66	7.32%	66	7.32%
	Frank E. SALISBURY	0	0.00%	0	0.00%	78	8.65%	78	8.65%
	Cast Votes:	0	0.00%	0	0.00%	902	80.54%	902	80.54%
	Over Votes:	0	0.00%	0	0.00%	0	0.00%	0	0.00%
	Under Votes:	0	0.00%	0	0.00%	218	19.46%	218	19.46%

Party	Candidate	Absentee		Early		Election		Total	
Precinct B114 (Ballots Cast: 182)									
UNITED STATES SENATOR-4th, Vote For 1									
	James R. GOULD	0	0.00%	0	0.00%	4	12.12%	4	12.12%
	Rand PAUL	0	0.00%	0	0.00%	27	81.82%	27	81.82%
	Stephen Howard SLAUGHTER	0	0.00%	0	0.00%	2	6.06%	2	6.06%
	Cast Votes:	0	0.00%	0	0.00%	33	94.29%	33	94.29%
	Over Votes:	0	0.00%	0	0.00%	0	0.00%	0	0.00%
	Under Votes:	0	0.00%	0	0.00%	2	5.71%	2	5.71%
PRESIDENT of the UNITED STATES, Vote For 1									
	Martin J. O'MALLEY	0	0.00%	0	0.00%	2	1.44%	2	1.44%
	Bernard "Bernie" SANDERS	0	0.00%	0	0.00%	61	43.88%	61	43.88%
	Hillary CLINTON	0	0.00%	0	0.00%	65	46.76%	65	46.76%
	Roque Rocky DE LA FUENTE	0	0.00%	0	0.00%	0	0.00%	0	0.00%
	"UNCOMMITTED"	0	0.00%	0	0.00%	11	7.91%	11	7.91%
	Cast Votes:	0	0.00%	0	0.00%	139	97.20%	139	97.20%
	Over Votes:	0	0.00%	0	0.00%	0	0.00%	0	0.00%
	Under Votes:	0	0.00%	0	0.00%	4	2.80%	4	2.80%
UNITED STATES SENATOR-4th, Vote For 1									
	Ron LEACH	0	0.00%	0	0.00%	13	10.74%	13	10.74%
	Tom RECKTENWALD	0	0.00%	0	0.00%	3	2.48%	3	2.48%
	Grant T. SHORT	0	0.00%	0	0.00%	9	7.44%	9	7.44%
	Sellus WILDER	0	0.00%	0	0.00%	23	19.01%	23	19.01%
	Jim GRAY	0	0.00%	0	0.00%	56	46.28%	56	46.28%
	Rory HOULIHAN	0	0.00%	0	0.00%	6	4.96%	6	4.96%
	Jeff KENDER	0	0.00%	0	0.00%	11	9.09%	11	9.09%
	Cast Votes:	0	0.00%	0	0.00%	121	84.62%	121	84.62%
	Over Votes:	0	0.00%	0	0.00%	0	0.00%	0	0.00%
	Under Votes:	0	0.00%	0	0.00%	22	15.38%	22	15.38%
MAYOR City of Ashland, Vote For 1									
	Warren HOWARD JR.	0	0.00%	0	0.00%	29	16.29%	29	16.29%
	Chuck CHARLES	0	0.00%	0	0.00%	64	35.96%	64	35.96%
	Stephen E. GILMORE	0	0.00%	0	0.00%	85	47.75%	85	47.75%
	Cast Votes:	0	0.00%	0	0.00%	178	97.80%	178	97.80%
	Over Votes:	0	0.00%	0	0.00%	0	0.00%	0	0.00%
	Under Votes:	0	0.00%	0	0.00%	4	2.20%	4	2.20%

Precinct Report — Unofficial

PRESIDENTIAL PREFERENCE AND REGULAR PRIMARY — OFFICIAL BALLOT FOR BOYD COUNTY — May 17, 2016

05/17/2016 07:36 PM

Total Number of Voters : 7,460 of 0 = 0.00%

Precincts Reporting 47 of 47 = 100.00%

Party	Candidate	Absentee		Early		Election		Total	
Precinct B114 (Ballots Cast: 182)									
CITY COMMISSIONERS City of Ashland, Vote For 4									
	Kevin GUNDERSON	0	0.00%	0	0.00%	79	13.69%	79	13.69%
	Marshall STEEN	0	0.00%	0	0.00%	64	11.09%	64	11.09%
	Amanda CLARK	0	0.00%	0	0.00%	72	12.48%	72	12.48%
	Marty GUTE	0	0.00%	0	0.00%	79	13.69%	79	13.69%
	Matt PERKINS	0	0.00%	0	0.00%	88	15.25%	88	15.25%
	Woody CONLEY	0	0.00%	0	0.00%	38	6.59%	38	6.59%
	Cheryl SPRIGGS	0	0.00%	0	0.00%	56	9.71%	56	9.71%
	Larry D. BROWN	0	0.00%	0	0.00%	68	11.79%	68	11.79%
	Frank E. SALISBURY	0	0.00%	0	0.00%	33	5.72%	33	5.72%
	Cast Votes:	0	0.00%	0	0.00%	577	79.26%	577	79.26%
	Over Votes:	0	0.00%	0	0.00%	1	0.14%	1	0.55%
	Under Votes:	0	0.00%	0	0.00%	147	20.19%	147	20.19%

Precinct Report — Unofficial

PRESIDENTIAL PREFERENCE AND REGULAR PRIMARY — OFFICIAL BALLOT FOR BOYD COUNTY — May 17, 2016

05/17/2016 07:36 PM

Total Number of Voters : 7,460 of 0 = 0.00%

Precincts Reporting 47 of 47 = 100.00%

Party	Candidate	Absentee		Early		Election		Total	
Precinct B115 (Ballots Cast: 341)									
UNITED STATES SENATOR-4th, Vote For 1									
	James R. GOULD	0	0.00%	0	0.00%	18	13.33%	18	13.33%
	Rand PAUL	0	0.00%	0	0.00%	115	85.19%	115	85.19%
	Stephen Howard SLAUGHTER	0	0.00%	0	0.00%	2	1.48%	2	1.48%
	Cast Votes:	0	0.00%	0	0.00%	135	95.07%	135	95.07%
	Over Votes:	0	0.00%	0	0.00%	0	0.00%	0	0.00%
	Under Votes:	0	0.00%	0	0.00%	7	4.93%	7	4.93%
PRESIDENT of the UNITED STATES, Vote For 1									
	Martin J. O'MALLEY	0	0.00%	0	0.00%	0	0.00%	0	0.00%
	Bernard "Bernie" SANDERS	0	0.00%	0	0.00%	79	43.89%	79	43.89%
	Hillary CLINTON	0	0.00%	0	0.00%	81	45.00%	81	45.00%
	Roque Rocky DE LA FUENTE	0	0.00%	0	0.00%	0	0.00%	0	0.00%
	"UNCOMMITTED"	0	0.00%	0	0.00%	20	11.11%	20	11.11%
	Cast Votes:	0	0.00%	0	0.00%	180	94.74%	180	94.74%
	Over Votes:	0	0.00%	0	0.00%	0	0.00%	0	0.00%
	Under Votes:	0	0.00%	0	0.00%	10	5.26%	10	5.26%
UNITED STATES SENATOR-4th, Vote For 1									
	Ron LEACH	0	0.00%	0	0.00%	19	12.67%	19	12.67%
	Tom RECKTENWALD	0	0.00%	0	0.00%	7	4.67%	7	4.67%
	Grant T. SHORT	0	0.00%	0	0.00%	10	6.67%	10	6.67%
	Sellus WILDER	0	0.00%	0	0.00%	12	8.00%	12	8.00%
	Jim GRAY	0	0.00%	0	0.00%	85	56.67%	85	56.67%
	Rory HOULIHAN	0	0.00%	0	0.00%	9	6.00%	9	6.00%
	Jeff KENDER	0	0.00%	0	0.00%	8	5.33%	8	5.33%
	Cast Votes:	0	0.00%	0	0.00%	150	78.95%	150	78.95%
	Over Votes:	0	0.00%	0	0.00%	0	0.00%	0	0.00%
	Under Votes:	0	0.00%	0	0.00%	40	21.05%	40	21.05%
MAYOR City of Ashland, Vote For 1									
	Warren HOWARD JR.	0	0.00%	0	0.00%	84	24.85%	84	24.85%
	Chuck CHARLES	0	0.00%	0	0.00%	85	25.15%	85	25.15%
	Stephen E. GILMORE	0	0.00%	0	0.00%	169	50.00%	169	50.00%
	Cast Votes:	0	0.00%	0	0.00%	338	99.12%	338	99.12%
	Over Votes:	0	0.00%	0	0.00%	0	0.00%	0	0.00%
	Under Votes:	0	0.00%	0	0.00%	3	0.88%	3	0.88%

Precinct Report — Unofficial

PRESIDENTIAL PREFERENCE AND REGULAR PRIMARY — OFFICIAL BALLOT FOR BOYD COUNTY — May 17, 2016

05/17/2016 07:36 PM

Total Number of Voters : 7,460 of 0 = 0.00%

Precincts Reporting 47 of 47 = 100.00%

Party	Candidate	Absentee		Early		Election		Total	
Precinct B115 (Ballots Cast: 341)									
CITY COMMISSIONERS City of Ashland, Vote For 4									
	Kevin GUNDERSON	0	0.00%	0	0.00%	130	12.49%	130	12.49%
	Marshall STEEN	0	0.00%	0	0.00%	118	11.34%	118	11.34%
	Amanda CLARK	0	0.00%	0	0.00%	120	11.53%	120	11.53%
	Marty GUTE	0	0.00%	0	0.00%	93	8.93%	93	8.93%
	Matt PERKINS	0	0.00%	0	0.00%	215	20.65%	215	20.65%
	Woody CONLEY	0	0.00%	0	0.00%	41	3.94%	41	3.94%
	Cheryl SPRIGGS	0	0.00%	0	0.00%	132	12.68%	132	12.68%
	Larry D. BROWN	0	0.00%	0	0.00%	115	11.05%	115	11.05%
	Frank E. SALISBURY	0	0.00%	0	0.00%	77	7.40%	77	7.40%
	Cast Votes:	0	0.00%	0	0.00%	1,041	76.32%	1,041	76.32%
	Over Votes:	0	0.00%	0	0.00%	0	0.00%	0	0.00%
	Under Votes:	0	0.00%	0	0.00%	323	23.68%	323	23.68%

Precinct Report — Unofficial

PRESIDENTIAL PREFERENCE AND REGULAR PRIMARY — OFFICIAL BALLOT FOR BOYD COUNTY — May 17, 2016

05/17/2016 07:36 PM

Total Number of Voters : 7,460 of 0 = 0.00%

Precincts Reporting 47 of 47 = 100.00%

Party	Candidate	Absentee		Early		Election		Total	
Precinct B116 (Ballots Cast: 155)									
UNITED STATES SENATOR-4th, Vote For 1									
	James R. GOULD	0	0.00%	0	0.00%	6	13.95%	6	13.95%
	Rand PAUL	0	0.00%	0	0.00%	36	83.72%	36	83.72%
	Stephen Howard SLAUGHTER	0	0.00%	0	0.00%	1	2.33%	1	2.33%
	Cast Votes:	0	0.00%	0	0.00%	43	93.48%	43	93.48%
	Over Votes:	0	0.00%	0	0.00%	0	0.00%	0	0.00%
	Under Votes:	0	0.00%	0	0.00%	3	6.52%	3	6.52%
PRESIDENT of the UNITED STATES, Vote For 1									
	Martin J. O'MALLEY	0	0.00%	0	0.00%	0	0.00%	0	0.00%
	Bernard "Bernie" SANDERS	0	0.00%	0	0.00%	53	53.54%	53	53.54%
	Hillary CLINTON	0	0.00%	0	0.00%	40	40.40%	40	40.40%
	Roque Rocky DE LA FUENTE	0	0.00%	0	0.00%	0	0.00%	0	0.00%
	"UNCOMMITTED"	0	0.00%	0	0.00%	6	6.06%	6	6.06%
	Cast Votes:	0	0.00%	0	0.00%	99	96.12%	99	96.12%
	Over Votes:	0	0.00%	0	0.00%	0	0.00%	0	0.00%
	Under Votes:	0	0.00%	0	0.00%	4	3.88%	4	3.88%
UNITED STATES SENATOR-4th, Vote For 1									
	Ron LEACH	0	0.00%	0	0.00%	10	12.82%	10	12.82%
	Tom RECKTENWALD	0	0.00%	0	0.00%	8	10.26%	8	10.26%
	Grant T. SHORT	0	0.00%	0	0.00%	5	6.41%	5	6.41%
	Sellus WILDER	0	0.00%	0	0.00%	20	25.64%	20	25.64%
	Jim GRAY	0	0.00%	0	0.00%	28	35.90%	28	35.90%
	Rory HOULIHAN	0	0.00%	0	0.00%	0	0.00%	0	0.00%
	Jeff KENDER	0	0.00%	0	0.00%	7	8.97%	7	8.97%
	Cast Votes:	0	0.00%	0	0.00%	78	75.73%	78	75.73%
	Over Votes:	0	0.00%	0	0.00%	0	0.00%	0	0.00%
	Under Votes:	0	0.00%	0	0.00%	25	24.27%	25	24.27%
MAYOR City of Ashland, Vote For 1									
	Warren HOWARD JR.	0	0.00%	0	0.00%	36	23.84%	36	23.84%
	Chuck CHARLES	0	0.00%	0	0.00%	39	25.83%	39	25.83%
	Stephen E. GILMORE	0	0.00%	0	0.00%	76	50.33%	76	50.33%
	Cast Votes:	0	0.00%	0	0.00%	151	97.42%	151	97.42%
	Over Votes:	0	0.00%	0	0.00%	0	0.00%	0	0.00%
	Under Votes:	0	0.00%	0	0.00%	4	2.58%	4	2.58%

Precinct Report — Unofficial

PRESIDENTIAL PREFERENCE AND REGULAR PRIMARY — OFFICIAL BALLOT FOR BOYD COUNTY — May 17, 2016

05/17/2016 07:36 PM

Total Number of Voters : 7,460 of 0 = 0.00%

Precincts Reporting 47 of 47 = 100.00%

Party	Candidate	Absentee		Early		Election		Total	
Precinct B116 (Ballots Cast: 155)									
CITY COMMISSIONERS City of Ashland, Vote For 4									
	Kevin GUNDERSON	0	0.00%	0	0.00%	79	15.74%	79	15.74%
	Marshall STEEN	0	0.00%	0	0.00%	64	12.75%	64	12.75%
	Amanda CLARK	0	0.00%	0	0.00%	68	13.55%	68	13.55%
	Marty GUTE	0	0.00%	0	0.00%	64	12.75%	64	12.75%
	Matt PERKINS	0	0.00%	0	0.00%	73	14.54%	73	14.54%
	Woody CONLEY	0	0.00%	0	0.00%	11	2.19%	11	2.19%
	Cheryl SPRIGGS	0	0.00%	0	0.00%	61	12.15%	61	12.15%
	Larry D. BROWN	0	0.00%	0	0.00%	50	9.96%	50	9.96%
	Frank E. SALISBURY	0	0.00%	0	0.00%	32	6.37%	32	6.37%
	Cast Votes:	0	0.00%	0	0.00%	502	80.97%	502	80.97%
	Over Votes:	0	0.00%	0	0.00%	0	0.00%	0	0.00%
	Under Votes:	0	0.00%	0	0.00%	118	19.03%	118	19.03%

Precinct Report — Unofficial

PRESIDENTIAL PREFERENCE AND REGULAR PRIMARY — OFFICIAL BALLOT FOR BOYD COUNTY — May 17, 2016

05/17/2016 07:36 PM

Total Number of Voters : 7,460 of 0 = 0.00%

Precincts Reporting 47 of 47 = 100.00%

Party	Candidate	Absentee		Early		Election		Total	
Precinct B117 (Ballots Cast: 173)									
UNITED STATES SENATOR-4th, Vote For 1									
	James R. GOULD	0	0.00%	0	0.00%	8	12.50%	8	12.50%
	Rand PAUL	0	0.00%	0	0.00%	55	85.94%	55	85.94%
	Stephen Howard SLAUGHTER	0	0.00%	0	0.00%	1	1.56%	1	1.56%
	Cast Votes:	0	0.00%	0	0.00%	64	91.43%	64	91.43%
	Over Votes:	0	0.00%	0	0.00%	0	0.00%	0	0.00%
	Under Votes:	0	0.00%	0	0.00%	6	8.57%	6	8.57%
PRESIDENT of the UNITED STATES, Vote For 1									
	Martin J. O'MALLEY	0	0.00%	0	0.00%	1	1.02%	1	1.02%
	Bernard "Bernie" SANDERS	0	0.00%	0	0.00%	34	34.69%	34	34.69%
	Hillary CLINTON	0	0.00%	0	0.00%	56	57.14%	56	57.14%
	Roque Rocky DE LA FUENTE	0	0.00%	0	0.00%	0	0.00%	0	0.00%
	"UNCOMMITTED"	0	0.00%	0	0.00%	7	7.14%	7	7.14%
	Cast Votes:	0	0.00%	0	0.00%	98	97.03%	98	97.03%
	Over Votes:	0	0.00%	0	0.00%	0	0.00%	0	0.00%
	Under Votes:	0	0.00%	0	0.00%	3	2.97%	3	2.97%
UNITED STATES SENATOR-4th, Vote For 1									
	Ron LEACH	0	0.00%	0	0.00%	14	18.18%	14	18.18%
	Tom RECKTENWALD	0	0.00%	0	0.00%	1	1.30%	1	1.30%
	Grant T. SHORT	0	0.00%	0	0.00%	10	12.99%	10	12.99%
	Sellus WILDER	0	0.00%	0	0.00%	5	6.49%	5	6.49%
	Jim GRAY	0	0.00%	0	0.00%	37	48.05%	37	48.05%
	Rory HOULIHAN	0	0.00%	0	0.00%	4	5.19%	4	5.19%
	Jeff KENDER	0	0.00%	0	0.00%	6	7.79%	6	7.79%
	Cast Votes:	0	0.00%	0	0.00%	77	76.24%	77	76.24%
	Over Votes:	0	0.00%	0	0.00%	0	0.00%	0	0.00%
	Under Votes:	0	0.00%	0	0.00%	24	23.76%	24	23.76%
MAYOR City of Ashland, Vote For 1									
	Warren HOWARD JR.	0	0.00%	0	0.00%	27	15.88%	27	15.88%
	Chuck CHARLES	0	0.00%	0	0.00%	55	32.35%	55	32.35%
	Stephen E. GILMORE	0	0.00%	0	0.00%	88	51.76%	88	51.76%
	Cast Votes:	0	0.00%	0	0.00%	170	98.27%	170	98.27%
	Over Votes:	0	0.00%	0	0.00%	0	0.00%	0	0.00%
	Under Votes:	0	0.00%	0	0.00%	3	1.73%	3	1.73%

Precinct Report — Unofficial

PRESIDENTIAL PREFERENCE AND REGULAR PRIMARY — OFFICIAL BALLOT FOR BOYD COUNTY — May 17, 2016

05/17/2016 07:36 PM

Total Number of Voters : 7,460 of 0 = 0.00%

Precincts Reporting 47 of 47 = 100.00%

Party	Candidate	Absentee		Early		Election		Total	
Precinct B117 (Ballots Cast: 173)									
CITY COMMISSIONERS City of Ashland, Vote For 4									
	Kevin GUNDERSON	0	0.00%	0	0.00%	66	11.60%	66	11.60%
	Marshall STEEN	0	0.00%	0	0.00%	70	12.30%	70	12.30%
	Amanda CLARK	0	0.00%	0	0.00%	69	12.13%	69	12.13%
	Marty GUTE	0	0.00%	0	0.00%	61	10.72%	61	10.72%
	Matt PERKINS	0	0.00%	0	0.00%	103	18.10%	103	18.10%
	Woody CONLEY	0	0.00%	0	0.00%	24	4.22%	24	4.22%
	Cheryl SPRIGGS	0	0.00%	0	0.00%	50	8.79%	50	8.79%
	Larry D. BROWN	0	0.00%	0	0.00%	65	11.42%	65	11.42%
	Frank E. SALISBURY	0	0.00%	0	0.00%	61	10.72%	61	10.72%
	Cast Votes:	0	0.00%	0	0.00%	569	82.23%	569	82.23%
	Over Votes:	0	0.00%	0	0.00%	0	0.00%	0	0.00%
	Under Votes:	0	0.00%	0	0.00%	123	17.77%	123	17.77%

Precinct Report — Unofficial

PRESIDENTIAL PREFERENCE AND REGULAR PRIMARY — OFFICIAL BALLOT FOR BOYD COUNTY — May 17, 2016

05/17/2016 07:36 PM

Total Number of Voters : 7,460 of 0 = 0.00%

Precincts Reporting 47 of 47 = 100.00%

Party	Candidate	Absentee		Early		Election		Total	
Precinct B118 (Ballots Cast: 88)									
UNITED STATES SENATOR-4th, Vote For 1									
	James R. GOULD	0	0.00%	0	0.00%	0	0.00%	0	0.00%
	Rand PAUL	0	0.00%	0	0.00%	12	85.71%	12	85.71%
	Stephen Howard SLAUGHTER	0	0.00%	0	0.00%	2	14.29%	2	14.29%
	Cast Votes:	0	0.00%	0	0.00%	14	100.00%	14	100.00%
	Over Votes:	0	0.00%	0	0.00%	0	0.00%	0	0.00%
	Under Votes:	0	0.00%	0	0.00%	0	0.00%	0	0.00%
PRESIDENT of the UNITED STATES, Vote For 1									
	Martin J. O'MALLEY	0	0.00%	0	0.00%	1	1.35%	1	1.35%
	Bernard "Bernie" SANDERS	0	0.00%	0	0.00%	44	59.46%	44	59.46%
	Hillary CLINTON	0	0.00%	0	0.00%	18	24.32%	18	24.32%
	Roque Rocky DE LA FUENTE	0	0.00%	0	0.00%	0	0.00%	0	0.00%
	"UNCOMMITTED"	0	0.00%	0	0.00%	11	14.86%	11	14.86%
	Cast Votes:	0	0.00%	0	0.00%	74	100.00%	74	100.00%
	Over Votes:	0	0.00%	0	0.00%	0	0.00%	0	0.00%
	Under Votes:	0	0.00%	0	0.00%	0	0.00%	0	0.00%
UNITED STATES SENATOR-4th, Vote For 1									
	Ron LEACH	0	0.00%	0	0.00%	10	17.24%	10	17.24%
	Tom RECKTENWALD	0	0.00%	0	0.00%	4	6.90%	4	6.90%
	Grant T. SHORT	0	0.00%	0	0.00%	8	13.79%	8	13.79%
	Sellus WILDER	0	0.00%	0	0.00%	10	17.24%	10	17.24%
	Jim GRAY	0	0.00%	0	0.00%	20	34.48%	20	34.48%
	Rory HOULIHAN	0	0.00%	0	0.00%	4	6.90%	4	6.90%
	Jeff KENDER	0	0.00%	0	0.00%	2	3.45%	2	3.45%
	Cast Votes:	0	0.00%	0	0.00%	58	78.38%	58	78.38%
	Over Votes:	0	0.00%	0	0.00%	0	0.00%	0	0.00%
	Under Votes:	0	0.00%	0	0.00%	16	21.62%	16	21.62%
MAYOR City of Ashland, Vote For 1									
	Warren HOWARD JR.	0	0.00%	0	0.00%	0	0.00%	0	0.00%
	Chuck CHARLES	0	0.00%	0	0.00%	3	50.00%	3	50.00%
	Stephen E. GILMORE	0	0.00%	0	0.00%	3	50.00%	3	50.00%
	Cast Votes:	0	0.00%	0	0.00%	6	100.00%	6	100.00%
	Over Votes:	0	0.00%	0	0.00%	0	0.00%	0	0.00%
	Under Votes:	0	0.00%	0	0.00%	0	0.00%	0	0.00%

Precinct Report — Unofficial

PRESIDENTIAL PREFERENCE AND REGULAR PRIMARY — OFFICIAL BALLOT FOR BOYD COUNTY — May 17, 2016

05/17/2016 07:36 PM

Total Number of Voters : 7,460 of 0 = 0.00%

Precincts Reporting 47 of 47 = 100.00%

Party	Candidate	Absentee		Early		Election		Total	
Precinct B118 (Ballots Cast: 88)									
CITY COMMISSIONERS City of Ashland, Vote For 4									
	Kevin GUNDERSON	0	0.00%	0	0.00%	3	17.65%	3	17.65%
	Marshall STEEN	0	0.00%	0	0.00%	2	11.76%	2	11.76%
	Amanda CLARK	0	0.00%	0	0.00%	0	0.00%	0	0.00%
	Marty GUTE	0	0.00%	0	0.00%	4	23.53%	4	23.53%
	Matt PERKINS	0	0.00%	0	0.00%	2	11.76%	2	11.76%
	Woody CONLEY	0	0.00%	0	0.00%	0	0.00%	0	0.00%
	Cheryl SPRIGGS	0	0.00%	0	0.00%	1	5.88%	1	5.88%
	Larry D. BROWN	0	0.00%	0	0.00%	1	5.88%	1	5.88%
	Frank E. SALISBURY	0	0.00%	0	0.00%	4	23.53%	4	23.53%
	Cast Votes:	0	0.00%	0	0.00%	17	70.83%	17	70.83%
	Over Votes:	0	0.00%	0	0.00%	0	0.00%	0	0.00%
	Under Votes:	0	0.00%	0	0.00%	7	29.17%	7	29.17%

Precinct Report — Unofficial

PRESIDENTIAL PREFERENCE AND REGULAR PRIMARY — OFFICIAL BALLOT FOR BOYD COUNTY — May 17, 2016

05/17/2016 07:36 PM

Total Number of Voters : 7,460 of 0 = 0.00%

Precincts Reporting 47 of 47 = 100.00%

Party	Candidate	Absentee		Early		Election		Total	
Precinct B119 (Ballots Cast: 138)									
UNITED STATES SENATOR-4th, Vote For 1									
	James R. GOULD	0	0.00%	0	0.00%	4	8.00%	4	8.00%
	Rand PAUL	0	0.00%	0	0.00%	46	92.00%	46	92.00%
	Stephen Howard SLAUGHTER	0	0.00%	0	0.00%	0	0.00%	0	0.00%
	Cast Votes:	0	0.00%	0	0.00%	50	96.15%	50	96.15%
	Over Votes:	0	0.00%	0	0.00%	0	0.00%	0	0.00%
	Under Votes:	0	0.00%	0	0.00%	2	3.85%	2	3.85%
PRESIDENT of the UNITED STATES, Vote For 1									
	Martin J. O'MALLEY	0	0.00%	0	0.00%	2	2.44%	2	2.44%
	Bernard "Bernie" SANDERS	0	0.00%	0	0.00%	34	41.46%	34	41.46%
	Hillary CLINTON	0	0.00%	0	0.00%	40	48.78%	40	48.78%
	Roque Rocky DE LA FUENTE	0	0.00%	0	0.00%	1	1.22%	1	1.22%
	"UNCOMMITTED"	0	0.00%	0	0.00%	5	6.10%	5	6.10%
	Cast Votes:	0	0.00%	0	0.00%	82	97.62%	82	97.62%
	Over Votes:	0	0.00%	0	0.00%	0	0.00%	0	0.00%
	Under Votes:	0	0.00%	0	0.00%	2	2.38%	2	2.38%
UNITED STATES SENATOR-4th, Vote For 1									
	Ron LEACH	0	0.00%	0	0.00%	12	16.00%	12	16.00%
	Tom RECKTENWALD	0	0.00%	0	0.00%	2	2.67%	2	2.67%
	Grant T. SHORT	0	0.00%	0	0.00%	7	9.33%	7	9.33%
	Sellus WILDER	0	0.00%	0	0.00%	8	10.67%	8	10.67%
	Jim GRAY	0	0.00%	0	0.00%	29	38.67%	29	38.67%
	Rory HOULIHAN	0	0.00%	0	0.00%	4	5.33%	4	5.33%
	Jeff KENDER	0	0.00%	0	0.00%	13	17.33%	13	17.33%
	Cast Votes:	0	0.00%	0	0.00%	75	89.29%	75	89.29%
	Over Votes:	0	0.00%	0	0.00%	0	0.00%	0	0.00%
	Under Votes:	0	0.00%	0	0.00%	9	10.71%	9	10.71%
MAYOR City of Ashland, Vote For 1									
	Warren HOWARD JR.	0	0.00%	0	0.00%	8	10.67%	8	10.67%
	Chuck CHARLES	0	0.00%	0	0.00%	21	28.00%	21	28.00%
	Stephen E. GILMORE	0	0.00%	0	0.00%	46	61.33%	46	61.33%
	Cast Votes:	0	0.00%	0	0.00%	75	98.68%	75	98.68%
	Over Votes:	0	0.00%	0	0.00%	0	0.00%	0	0.00%
	Under Votes:	0	0.00%	0	0.00%	1	1.32%	1	1.32%

Precinct Report — Unofficial

PRESIDENTIAL PREFERENCE AND REGULAR PRIMARY — OFFICIAL BALLOT FOR BOYD COUNTY — May 17, 2016

05/17/2016 07:36 PM

Total Number of Voters : 7,460 of 0 = 0.00%

Precincts Reporting 47 of 47 = 100.00%

Party	Candidate	Absentee		Early		Election		Total	
Precinct B119 (Ballots Cast: 138)									
CITY COMMISSIONERS City of Ashland, Vote For 4									
	Kevin GUNDERSON	0	0.00%	0	0.00%	33	12.89%	33	12.89%
	Marshall STEEN	0	0.00%	0	0.00%	33	12.89%	33	12.89%
	Amanda CLARK	0	0.00%	0	0.00%	27	10.55%	27	10.55%
	Marty GUTE	0	0.00%	0	0.00%	29	11.33%	29	11.33%
	Matt PERKINS	0	0.00%	0	0.00%	37	14.45%	37	14.45%
	Woody CONLEY	0	0.00%	0	0.00%	9	3.52%	9	3.52%
	Cheryl SPRIGGS	0	0.00%	0	0.00%	35	13.67%	35	13.67%
	Larry D. BROWN	0	0.00%	0	0.00%	27	10.55%	27	10.55%
	Frank E. SALISBURY	0	0.00%	0	0.00%	26	10.16%	26	10.16%
	Cast Votes:	0	0.00%	0	0.00%	256	84.21%	256	84.21%
	Over Votes:	0	0.00%	0	0.00%	0	0.00%	0	0.00%
	Under Votes:	0	0.00%	0	0.00%	48	15.79%	48	15.79%

Precinct Report — Unofficial

PRESIDENTIAL PREFERENCE AND REGULAR PRIMARY — OFFICIAL BALLOT FOR BOYD COUNTY — May 17, 2016

05/17/2016 07:36 PM

Total Number of Voters : 7,460 of 0 = 0.00%

Precincts Reporting 47 of 47 = 100.00%

Party	Candidate	Absentee		Early		Election		Total	
Precinct B121A (Ballots Cast: 218)									
UNITED STATES SENATOR-4th, Vote For 1									
	James R. GOULD	0	0.00%	0	0.00%	6	7.23%	6	7.23%
	Rand PAUL	0	0.00%	0	0.00%	75	90.36%	75	90.36%
	Stephen Howard SLAUGHTER	0	0.00%	0	0.00%	2	2.41%	2	2.41%
	Cast Votes:	0	0.00%	0	0.00%	83	98.81%	83	98.81%
	Over Votes:	0	0.00%	0	0.00%	0	0.00%	0	0.00%
	Under Votes:	0	0.00%	0	0.00%	1	1.19%	1	1.19%
PRESIDENT of the UNITED STATES, Vote For 1									
	Martin J. O'MALLEY	0	0.00%	0	0.00%	0	0.00%	0	0.00%
	Bernard "Bernie" SANDERS	0	0.00%	0	0.00%	40	34.48%	40	34.48% +1 = 41
	Hillary CLINTON	0	0.00%	0	0.00%	64	55.17%	64	55.17%
	Roque Rocky DE LA FUENTE	0	0.00%	0	0.00%	0	0.00%	0	0.00%
	"UNCOMMITTED"	0	0.00%	0	0.00%	12	10.34%	12	10.34%
	Cast Votes:	0	0.00%	0	0.00%	116	95.87%	116	95.87%
	Over Votes:	0	0.00%	0	0.00%	0	0.00%	0	0.00%
	Under Votes:	0	0.00%	0	0.00%	5	4.13%	5	4.13%
UNITED STATES SENATOR-4th, Vote For 1									
	Ron LEACH	0	0.00%	0	0.00%	9	9.28%	9	9.28%
	Tom RECKTENWALD	0	0.00%	0	0.00%	3	3.09%	3	3.09% +1 = 4
	Grant T. SHORT	0	0.00%	0	0.00%	12	12.37%	12	12.37%
	Sellus WILDER	0	0.00%	0	0.00%	16	16.49%	16	16.49%
	Jim GRAY	0	0.00%	0	0.00%	48	49.48%	48	49.48%
	Rory HOULIHAN	0	0.00%	0	0.00%	3	3.09%	3	3.09%
	Jeff KENDER	0	0.00%	0	0.00%	6	6.19%	6	6.19%
	Cast Votes:	0	0.00%	0	0.00%	97	80.17%	97	80.17%
	Over Votes:	0	0.00%	0	0.00%	0	0.00%	0	0.00%
	Under Votes:	0	0.00%	0	0.00%	24	19.83%	24	19.83%
MAYOR City of Ashland, Vote For 1									
	Warren HOWARD JR.	0	0.00%	0	0.00%	32	14.95%	32	14.95%
	Chuck CHARLES	0	0.00%	0	0.00%	87	40.65%	87	40.65%
	Stephen E. GILMORE	0	0.00%	0	0.00%	95	44.39%	95	44.39% +1 = 96
	Cast Votes:	0	0.00%	0	0.00%	214	98.17%	214	98.17%
	Over Votes:	0	0.00%	0	0.00%	0	0.00%	0	0.00%
	Under Votes:	0	0.00%	0	0.00%	4	1.83%	4	1.83%

Precinct Report — Unofficial

PRESIDENTIAL PREFERENCE AND REGULAR PRIMARY — OFFICIAL BALLOT FOR BOYD COUNTY — May 17, 2016

05/17/2016 07:36 PM

Total Number of Voters : 7,460 of 0 = 0.00%

Precincts Reporting 47 of 47 = 100.00%

Party	Candidate	Absentee		Early		Election		Total		
Precinct B121A (Ballots Cast: 218)										
CITY COMMISSIONERS City of Ashland, Vote For 4										
	Kevin GUNDERSON	0	0.00%	0	0.00%	91	12.45%	91	12.45%	
	Marshall STEEN	0	0.00%	0	0.00%	111	15.18%	111	15.18%	+1=112
	Amanda CLARK	0	0.00%	0	0.00%	102	13.95%	102	13.95%	
	Marty GUTE	0	0.00%	0	0.00%	63	8.62%	63	8.62%	
	Matt PERKINS	0	0.00%	0	0.00%	114	15.60%	114	15.60%	+1=115
	Woody CONLEY	0	0.00%	0	0.00%	24	3.28%	24	3.28%	
	Cheryl SPRIGGS	0	0.00%	0	0.00%	81	11.08%	81	11.08%	+1=82
	Larry D. BROWN	0	0.00%	0	0.00%	90	12.31%	90	12.31%	
	Frank E. SALISBURY	0	0.00%	0	0.00%	55	7.52%	55	7.52%	+1=56
	Cast Votes:	0	0.00%	0	0.00%	731	83.83%	731	83.83%	
	Over Votes:	0	0.00%	0	0.00%	0	0.00%	0	0.00%	
	Under Votes:	0	0.00%	0	0.00%	141	16.17%	141	16.17%	

Precinct Report — Unofficial

PRESIDENTIAL PREFERENCE AND REGULAR PRIMARY — OFFICIAL BALLOT FOR BOYD COUNTY — May 17, 2016

05/17/2016 07:36 PM

Total Number of Voters : 7,460 of 0 = 0.00%

Precincts Reporting 47 of 47 = 100.00%

Party	Candidate	Absentee		Early		Election		Total	
Precinct C102 (Ballots Cast: 116)									
UNITED STATES SENATOR-5th, Vote For 1									
	Rand PAUL	0	0.00%	0	0.00%	24	92.31%	24	92.31%
	Stephen Howard SLAUGHTER	0	0.00%	0	0.00%	1	3.85%	1	3.85%
	James R. GOULD	0	0.00%	0	0.00%	1	3.85%	1	3.85%
	Cast Votes:	0	0.00%	0	0.00%	26	96.30%	26	96.30%
	Over Votes:	0	0.00%	0	0.00%	0	0.00%	0	0.00%
	Under Votes:	0	0.00%	0	0.00%	1	3.70%	1	3.70%
UNITED STATES REPRESENTATIVE in CONGRESS 5th Congressional District, Vote For 1									
	Harold "Hal" ROGERS	0	0.00%	0	0.00%	16	61.54%	16	61.54%
	John BURK JR.	0	0.00%	0	0.00%	10	38.46%	10	38.46%
	Cast Votes:	0	0.00%	0	0.00%	26	96.30%	26	96.30%
	Over Votes:	0	0.00%	0	0.00%	0	0.00%	0	0.00%
	Under Votes:	0	0.00%	0	0.00%	1	3.70%	1	3.70%
PRESIDENT of the UNITED STATES, Vote For 1									
	Martin J. O'MALLEY	0	0.00%	0	0.00%	4	4.49%	4	4.49%
	Bernard "Bernie" SANDERS	0	0.00%	0	0.00%	49	55.06%	49	55.06%
	Hillary CLINTON	0	0.00%	0	0.00%	26	29.21%	26	29.21%
	Roque Rocky DE LA FUENTE	0	0.00%	0	0.00%	0	0.00%	0	0.00%
	"UNCOMMITTED"	0	0.00%	0	0.00%	10	11.24%	10	11.24%
	Cast Votes:	0	0.00%	0	0.00%	89	100.00%	89	100.00%
	Over Votes:	0	0.00%	0	0.00%	0	0.00%	0	0.00%
	Under Votes:	0	0.00%	0	0.00%	0	0.00%	0	0.00%
UNITED STATES SENATOR-5th, Vote For 1									
	Tom RECKTENWALD	0	0.00%	0	0.00%	2	2.67%	2	2.67%
	Grant T. SHORT	0	0.00%	0	0.00%	11	14.67%	11	14.67%
	Sellus WILDER	0	0.00%	0	0.00%	16	21.33%	16	21.33%
	Jim GRAY	0	0.00%	0	0.00%	31	41.33%	31	41.33%
	Rory HOULIHAN	0	0.00%	0	0.00%	1	1.33%	1	1.33%
	Jeff KENDER	0	0.00%	0	0.00%	2	2.67%	2	2.67%
	Ron LEACH	0	0.00%	0	0.00%	12	16.00%	12	16.00%
	Cast Votes:	0	0.00%	0	0.00%	75	84.27%	75	84.27%
	Over Votes:	0	0.00%	0	0.00%	0	0.00%	0	0.00%
	Under Votes:	0	0.00%	0	0.00%	14	15.73%	14	15.73%

Total Number of Voters : 7,460 of 0 = 0.00%

Precincts Reporting 47 of 47 = 100.00%

Party	Candidate	Absentee		Early		Election		Total	
Precinct C103 (Ballots Cast: 95)									
UNITED STATES SENATOR-5th, Vote For 1									
	Rand PAUL	0	0.00%	0	0.00%	21	91.30%	21	91.30%
	Stephen Howard SLAUGHTER	0	0.00%	0	0.00%	1	4.35%	1	4.35%
	James R. GOULD	0	0.00%	0	0.00%	1	4.35%	1	4.35%
	Cast Votes:	0	0.00%	0	0.00%	23	100.00%	23	100.00%
	Over Votes:	0	0.00%	0	0.00%	0	0.00%	0	0.00%
	Under Votes:	0	0.00%	0	0.00%	0	0.00%	0	0.00%
UNITED STATES REPRESENTATIVE in CONGRESS 5th Congressional District, Vote For 1									
	Harold "Hal" ROGERS	0	0.00%	0	0.00%	15	71.43%	15	71.43%
	John BURK JR.	0	0.00%	0	0.00%	6	28.57%	6	28.57%
	Cast Votes:	0	0.00%	0	0.00%	21	91.30%	21	91.30%
	Over Votes:	0	0.00%	0	0.00%	0	0.00%	0	0.00%
	Under Votes:	0	0.00%	0	0.00%	2	8.70%	2	8.70%
STATE REPRESENTATIVE 98th Representative District, Vote For 1									
	Danny R. BENTLEY	0	0.00%	0	0.00%	9	42.86%	9	42.86%
	Tony D. QUILLEN	0	0.00%	0	0.00%	12	57.14%	12	57.14%
	Cast Votes:	0	0.00%	0	0.00%	21	91.30%	21	91.30%
	Over Votes:	0	0.00%	0	0.00%	0	0.00%	0	0.00%
	Under Votes:	0	0.00%	0	0.00%	2	8.70%	2	8.70%
PRESIDENT of the UNITED STATES, Vote For 1									
	Martin J. O'MALLEY	0	0.00%	0	0.00%	2	2.78%	2	2.78%
	Bernard "Bernie" SANDERS	0	0.00%	0	0.00%	33	45.83%	33	45.83%
	Hillary CLINTON	0	0.00%	0	0.00%	32	44.44%	32	44.44%
	Roque Rocky DE LA FUENTE	0	0.00%	0	0.00%	0	0.00%	0	0.00%
	"UNCOMMITTED"	0	0.00%	0	0.00%	5	6.94%	5	6.94%
	Cast Votes:	0	0.00%	0	0.00%	72	100.00%	72	100.00%
	Over Votes:	0	0.00%	0	0.00%	0	0.00%	0	0.00%
	Under Votes:	0	0.00%	0	0.00%	0	0.00%	0	0.00%
UNITED STATES SENATOR-5th, Vote For 1									
	Tom RECKTENWALD	0	0.00%	0	0.00%	4	6.56%	4	6.56%
	Grant T. SHORT	0	0.00%	0	0.00%	10	16.39%	10	16.39%
	Sellus WILDER	0	0.00%	0	0.00%	13	21.31%	13	21.31%
	Jim GRAY	0	0.00%	0	0.00%	23	37.70%	23	37.70%
	Rory HOULIHAN	0	0.00%	0	0.00%	3	4.92%	3	4.92%
	Jeff KENDER	0	0.00%	0	0.00%	2	3.28%	2	3.28%
	Ron LEACH	0	0.00%	0	0.00%	6	9.84%	6	9.84%
	Cast Votes:	0	0.00%	0	0.00%	61	84.72%	61	84.72%
	Over Votes:	0	0.00%	0	0.00%	0	0.00%	0	0.00%
	Under Votes:	0	0.00%	0	0.00%	11	15.28%	11	15.28%

Precinct Report — Unofficial

PRESIDENTIAL PREFERENCE AND REGULAR PRIMARY — OFFICIAL BALLOT FOR BOYD COUNTY — May 17, 2016

05/17/2016 07:36 PM

Total Number of Voters : 7,460 of 0 = 0.00%

Precincts Reporting 47 of 47 = 100.00%

Party	Candidate	Absentee		Early		Election		Total	
Precinct C103 (Ballots Cast: 95)									
STATE REPRESENTATIVE 98th Representative District, Vote For 1									
	Lew NICHOLLS	0	0.00%	0	0.00%	57	82.61%	57	82.61%
	William A. SCAGGS	0	0.00%	0	0.00%	12	17.39%	12	17.39%
	Cast Votes:	0	0.00%	0	0.00%	69	95.83%	69	95.83%
	Over Votes:	0	0.00%	0	0.00%	0	0.00%	0	0.00%
	Under Votes:	0	0.00%	0	0.00%	3	4.17%	3	4.17%

Party	Candidate	Absentee		Early		Election		Total	
Precinct C104 (Ballots Cast: 165)									
UNITED STATES SENATOR-4th, Vote For 1									
	James R. GOULD	0	0.00%	0	0.00%	5	12.20%	5	12.20%
	Rand PAUL	0	0.00%	0	0.00%	35	85.37%	35	85.37%
	Stephen Howard SLAUGHTER	0	0.00%	0	0.00%	1	2.44%	1	2.44%
	Cast Votes:	0	0.00%	0	0.00%	41	100.00%	41	100.00%
	Over Votes:	0	0.00%	0	0.00%	0	0.00%	0	0.00%
	Under Votes:	0	0.00%	0	0.00%	0	0.00%	0	0.00%
STATE REPRESENTATIVE 98th Representative District, Vote For 1									
	Danny R. BENTLEY	0	0.00%	0	0.00%	12	30.77%	12	30.77%
	Tony D. QUILLEN	0	0.00%	0	0.00%	27	69.23%	27	69.23%
	Cast Votes:	0	0.00%	0	0.00%	39	95.12%	39	95.12%
	Over Votes:	0	0.00%	0	0.00%	0	0.00%	0	0.00%
	Under Votes:	0	0.00%	0	0.00%	2	4.88%	2	4.88%
PRESIDENT of the UNITED STATES, Vote For 1									
	Martin J. O'MALLEY	0	0.00%	0	0.00%	6	4.84%	6	4.84%
	Bernard "Bernie" SANDERS	0	0.00%	0	0.00%	64	51.61%	64	51.61%
	Hillary CLINTON	0	0.00%	0	0.00%	44	35.48%	44	35.48%
	Roque Rocky DE LA FUENTE	0	0.00%	0	0.00%	0	0.00%	0	0.00%
	"UNCOMMITTED"	0	0.00%	0	0.00%	10	8.06%	10	8.06%
	Cast Votes:	0	0.00%	0	0.00%	124	100.00%	124	100.00%
	Over Votes:	0	0.00%	0	0.00%	0	0.00%	0	0.00%
	Under Votes:	0	0.00%	0	0.00%	0	0.00%	0	0.00%
UNITED STATES SENATOR-4th, Vote For 1									
	Ron LEACH	0	0.00%	0	0.00%	22	19.47%	22	19.47%
	Tom RECKTENWALD	0	0.00%	0	0.00%	4	3.54%	4	3.54%
	Grant T. SHORT	0	0.00%	0	0.00%	23	20.35%	23	20.35%
	Sellus WILDER	0	0.00%	0	0.00%	14	12.39%	14	12.39%
	Jim GRAY	0	0.00%	0	0.00%	36	31.86%	36	31.86%
	Rory HOULIHAN	0	0.00%	0	0.00%	5	4.42%	5	4.42%
	Jeff KENDER	0	0.00%	0	0.00%	9	7.96%	9	7.96%
	Cast Votes:	0	0.00%	0	0.00%	113	91.13%	113	91.13%
	Over Votes:	0	0.00%	0	0.00%	0	0.00%	0	0.00%
	Under Votes:	0	0.00%	0	0.00%	11	8.87%	11	8.87%
STATE REPRESENTATIVE 98th Representative District, Vote For 1									
	Lew NICHOLLS	0	0.00%	0	0.00%	101	84.87%	101	84.87%
	William A. SCAGGS	0	0.00%	0	0.00%	18	15.13%	18	15.13%
	Cast Votes:	0	0.00%	0	0.00%	119	95.97%	119	95.97%
	Over Votes:	0	0.00%	0	0.00%	0	0.00%	0	0.00%
	Under Votes:	0	0.00%	0	0.00%	5	4.03%	5	4.03%

Precinct Report — Unofficial

PRESIDENTIAL PREFERENCE AND REGULAR PRIMARY — OFFICIAL BALLOT FOR BOYD COUNTY — May 17, 2016

05/17/2016 07:36 PM

Total Number of Voters : 7,460 of 0 = 0.00%

Precincts Reporting 47 of 47 = 100.00%

Party	Candidate	Absentee		Early		Election		Total	
Precinct C105 (Ballots Cast: 126)									
UNITED STATES SENATOR-4th, Vote For 1									
	James R. GOULD	0	0.00%	0	0.00%	3	10.34%	3	10.34%
	Rand PAUL	0	0.00%	0	0.00%	23	79.31%	23	79.31%
	Stephen Howard SLAUGHTER	0	0.00%	0	0.00%	3	10.34%	3	10.34%
	Cast Votes:	0	0.00%	0	0.00%	29	100.00%	29	100.00%
	Over Votes:	0	0.00%	0	0.00%	0	0.00%	0	0.00%
	Under Votes:	0	0.00%	0	0.00%	0	0.00%	0	0.00%
PRESIDENT of the UNITED STATES, Vote For 1									
	Martin J. O'MALLEY	0	0.00%	0	0.00%	5	5.15%	5	5.15%
	Bernard "Bernie" SANDERS	0	0.00%	0	0.00%	43	44.33%	43	44.33%
	Hillary CLINTON	0	0.00%	0	0.00%	43	44.33%	43	44.33%
	Roque Rocky DE LA FUENTE	0	0.00%	0	0.00%	0	0.00%	0	0.00%
	"UNCOMMITTED"	0	0.00%	0	0.00%	6	6.19%	6	6.19%
	Cast Votes:	0	0.00%	0	0.00%	97	100.00%	97	100.00%
	Over Votes:	0	0.00%	0	0.00%	0	0.00%	0	0.00%
	Under Votes:	0	0.00%	0	0.00%	0	0.00%	0	0.00%
UNITED STATES SENATOR-4th, Vote For 1									
	Ron LEACH	0	0.00%	0	0.00%	9	10.11%	9	10.11%
	Tom RECKTENWALD	0	0.00%	0	0.00%	1	1.12%	1	1.12%
	Grant T. SHORT	0	0.00%	0	0.00%	19	21.35%	19	21.35%
	Sellus WILDER	0	0.00%	0	0.00%	8	8.99%	8	8.99%
	Jim GRAY	0	0.00%	0	0.00%	45	50.56%	45	50.56%
	Rory HOULIHAN	0	0.00%	0	0.00%	1	1.12%	1	1.12%
	Jeff KENDER	0	0.00%	0	0.00%	6	6.74%	6	6.74%
	Cast Votes:	0	0.00%	0	0.00%	89	91.75%	89	91.75%
	Over Votes:	0	0.00%	0	0.00%	0	0.00%	0	0.00%
	Under Votes:	0	0.00%	0	0.00%	8	8.25%	8	8.25%

Precinct Report — Unofficial

PRESIDENTIAL PREFERENCE AND REGULAR PRIMARY — OFFICIAL BALLOT FOR BOYD COUNTY — May 17, 2016

05/17/2016 07:36 PM

Total Number of Voters : 7,460 of 0 = 0.00%

Precincts Reporting 47 of 47 = 100.00%

Party	Candidate	Absentee		Early		Election		Total	
Precinct C106 (Ballots Cast: 137)									
UNITED STATES SENATOR-4th, Vote For 1									
	James R. GOULD	0	0.00%	0	0.00%	3	12.50%	3	12.50%
	Rand PAUL	0	0.00%	0	0.00%	19	79.17%	19	79.17%
	Stephen Howard SLAUGHTER	0	0.00%	0	0.00%	2	8.33%	2	8.33%
	Cast Votes:	0	0.00%	0	0.00%	24	100.00%	24	100.00%
	Over Votes:	0	0.00%	0	0.00%	0	0.00%	0	0.00%
	Under Votes:	0	0.00%	0	0.00%	0	0.00%	0	0.00%
PRESIDENT of the UNITED STATES, Vote For 1									
	Martin J. O'MALLEY	0	0.00%	0	0.00%	3	2.65%	3	2.65%
	Bernard "Bernie" SANDERS	0	0.00%	0	0.00%	50	44.25%	50	44.25%
	Hillary CLINTON	0	0.00%	0	0.00%	51	45.13%	51	45.13%
	Roque Rocky DE LA FUENTE	0	0.00%	0	0.00%	1	0.88%	1	0.88%
	"UNCOMMITTED"	0	0.00%	0	0.00%	8	7.08%	8	7.08%
	Cast Votes:	0	0.00%	0	0.00%	113	100.00%	113	100.00%
	Over Votes:	0	0.00%	0	0.00%	0	0.00%	0	0.00%
	Under Votes:	0	0.00%	0	0.00%	0	0.00%	0	0.00%
UNITED STATES SENATOR-4th, Vote For 1									
	Ron LEACH	0	0.00%	0	0.00%	13	13.00%	13	13.00%
	Tom RECKTENWALD	0	0.00%	0	0.00%	10	10.00%	10	10.00%
	Grant T. SHORT	0	0.00%	0	0.00%	13	13.00%	13	13.00%
	Sellus WILDER	0	0.00%	0	0.00%	9	9.00%	9	9.00%
	Jim GRAY	0	0.00%	0	0.00%	36	36.00%	36	36.00%
	Rory HOULIHAN	0	0.00%	0	0.00%	4	4.00%	4	4.00%
	Jeff KENDER	0	0.00%	0	0.00%	15	15.00%	15	15.00%
	Cast Votes:	0	0.00%	0	0.00%	100	88.50%	100	88.50%
	Over Votes:	0	0.00%	0	0.00%	0	0.00%	0	0.00%
	Under Votes:	0	0.00%	0	0.00%	13	11.50%	13	11.50%

Precinct Report — Unofficial

PRESIDENTIAL PREFERENCE AND REGULAR PRIMARY — OFFICIAL BALLOT FOR BOYD COUNTY — May 17, 2016

05/17/2016 07:36 PM

Total Number of Voters : 7,460 of 0 = 0.00%

Precincts Reporting 47 of 47 = 100.00%

Party	Candidate	Absentee		Early		Election		Total	
Precinct C107 (Ballots Cast: 93)									
UNITED STATES SENATOR-4th, Vote For 1									
	James R. GOULD	0	0.00%	0	0.00%	6	20.00%	6	20.00%
	Rand PAUL	0	0.00%	0	0.00%	21	70.00%	21	70.00%
	Stephen Howard SLAUGHTER	0	0.00%	0	0.00%	3	10.00%	3	10.00%
	Cast Votes:	0	0.00%	0	0.00%	30	100.00%	30	100.00%
	Over Votes:	0	0.00%	0	0.00%	0	0.00%	0	0.00%
	Under Votes:	0	0.00%	0	0.00%	0	0.00%	0	0.00%
PRESIDENT of the UNITED STATES, Vote For 1									
	Martin J. O'MALLEY	0	0.00%	0	0.00%	1	1.59%	1	1.59%
	Bernard "Bernie" SANDERS	0	0.00%	0	0.00%	27	42.86%	27	42.86%
	Hillary CLINTON	0	0.00%	0	0.00%	29	46.03%	29	46.03%
	Roque Rocky DE LA FUENTE	0	0.00%	0	0.00%	0	0.00%	0	0.00%
	"UNCOMMITTED"	0	0.00%	0	0.00%	6	9.52%	6	9.52%
	Cast Votes:	0	0.00%	0	0.00%	63	100.00%	63	100.00%
	Over Votes:	0	0.00%	0	0.00%	0	0.00%	0	0.00%
	Under Votes:	0	0.00%	0	0.00%	0	0.00%	0	0.00%
UNITED STATES SENATOR-4th, Vote For 1									
	Ron LEACH	0	0.00%	0	0.00%	8	13.79%	8	13.79%
	Tom RECKTENWALD	0	0.00%	0	0.00%	1	1.72%	1	1.72%
	Grant T. SHORT	0	0.00%	0	0.00%	12	20.69%	12	20.69%
	Sellus WILDER	0	0.00%	0	0.00%	10	17.24%	10	17.24%
	Jim GRAY	0	0.00%	0	0.00%	21	36.21%	21	36.21%
	Rory HOULIHAN	0	0.00%	0	0.00%	2	3.45%	2	3.45%
	Jeff KENDER	0	0.00%	0	0.00%	4	6.90%	4	6.90%
	Cast Votes:	0	0.00%	0	0.00%	58	92.06%	58	92.06%
	Over Votes:	0	0.00%	0	0.00%	0	0.00%	0	0.00%
	Under Votes:	0	0.00%	0	0.00%	5	7.94%	5	7.94%

Precinct Report — Unofficial

PRESIDENTIAL PREFERENCE AND REGULAR PRIMARY — OFFICIAL BALLOT FOR BOYD COUNTY — May 17, 2016

05/17/2016 07:36 PM

Total Number of Voters : 7,460 of 0 = 0.00%

Precincts Reporting 47 of 47 = 100.00%

Party	Candidate	Absentee		Early		Election		Total	
Precinct C108 (Ballots Cast: 116)									
UNITED STATES SENATOR-4th, Vote For 1									
	James R. GOULD	0	0.00%	0	0.00%	4	11.76%	4	11.76%
	Rand PAUL	0	0.00%	0	0.00%	27	79.41%	27	79.41%
	Stephen Howard SLAUGHTER	0	0.00%	0	0.00%	3	8.82%	3	8.82%
	Cast Votes:	0	0.00%	0	0.00%	34	100.00%	34	100.00%
	Over Votes:	0	0.00%	0	0.00%	0	0.00%	0	0.00%
	Under Votes:	0	0.00%	0	0.00%	0	0.00%	0	0.00%
PRESIDENT of the UNITED STATES, Vote For 1									
	Martin J. O'MALLEY	0	0.00%	0	0.00%	1	1.23%	1	1.23%
	Bernard "Bernie" SANDERS	0	0.00%	0	0.00%	49	60.49%	49	60.49%
	Hillary CLINTON	0	0.00%	0	0.00%	28	34.57%	28	34.57%
	Roque Rocky DE LA FUENTE	0	0.00%	0	0.00%	0	0.00%	0	0.00%
	"UNCOMMITTED"	0	0.00%	0	0.00%	3	3.70%	3	3.70%
	Cast Votes:	0	0.00%	0	0.00%	81	98.78%	81	98.78%
	Over Votes:	0	0.00%	0	0.00%	0	0.00%	0	0.00%
	Under Votes:	0	0.00%	0	0.00%	1	1.22%	1	1.22%
UNITED STATES SENATOR-4th, Vote For 1									
	Ron LEACH	0	0.00%	0	0.00%	9	11.84%	9	11.84%
	Tom RECKTENWALD	0	0.00%	0	0.00%	7	9.21%	7	9.21%
	Grant T. SHORT	0	0.00%	0	0.00%	4	5.26%	4	5.26%
	Sellus WILDER	0	0.00%	0	0.00%	19	25.00%	19	25.00%
	Jim GRAY	0	0.00%	0	0.00%	27	35.53%	27	35.53%
	Rory HOULIHAN	0	0.00%	0	0.00%	4	5.26%	4	5.26%
	Jeff KENDER	0	0.00%	0	0.00%	6	7.89%	6	7.89%
	Cast Votes:	0	0.00%	0	0.00%	76	92.68%	76	92.68%
	Over Votes:	0	0.00%	0	0.00%	0	0.00%	0	0.00%
	Under Votes:	0	0.00%	0	0.00%	6	7.32%	6	7.32%

Precinct Report — Unofficial

PRESIDENTIAL PREFERENCE AND REGULAR PRIMARY — OFFICIAL BALLOT FOR BOYD COUNTY — May 17, 2016

05/17/2016 07:36 PM

Total Number of Voters : 7,460 of 0 = 0.00%

Precincts Reporting 47 of 47 = 100.00%

Party	Candidate	Absentee		Early		Election		Total	
Precinct C109A (Ballots Cast: 108)									
UNITED STATES SENATOR-4th, Vote For 1									
	James R. GOULD	0	0.00%	0	0.00%	8	20.00%	8	20.00%
	Rand PAUL	0	0.00%	0	0.00%	31	77.50%	31	77.50%
	Stephen Howard SLAUGHTER	0	0.00%	0	0.00%	1	2.50%	1	2.50%
	Cast Votes:	0	0.00%	0	0.00%	40	100.00%	40	100.00%
	Over Votes:	0	0.00%	0	0.00%	0	0.00%	0	0.00%
	Under Votes:	0	0.00%	0	0.00%	0	0.00%	0	0.00%
PRESIDENT of the UNITED STATES, Vote For 1									
	Martin J. O'MALLEY	0	0.00%	0	0.00%	0	0.00%	0	0.00%
	Bernard "Bernie" SANDERS	0	0.00%	0	0.00%	23	36.51%	23	36.51%
	Hillary CLINTON	0	0.00%	0	0.00%	37	58.73%	37	58.73%
	Roque Rocky DE LA FUENTE	0	0.00%	0	0.00%	1	1.59%	1	1.59%
	"UNCOMMITTED"	0	0.00%	0	0.00%	2	3.17%	2	3.17%
	Cast Votes:	0	0.00%	0	0.00%	63	98.44%	63	98.44%
	Over Votes:	0	0.00%	0	0.00%	0	0.00%	0	0.00%
	Under Votes:	0	0.00%	0	0.00%	1	1.56%	1	1.56%
UNITED STATES SENATOR-4th, Vote For 1									
	Ron LEACH	0	0.00%	0	0.00%	9	17.31%	9	17.31%
	Tom RECKTENWALD	0	0.00%	0	0.00%	3	5.77%	3	5.77%
	Grant T. SHORT	0	0.00%	0	0.00%	3	5.77%	3	5.77%
	Sellus WILDER	0	0.00%	0	0.00%	9	17.31%	9	17.31%
	Jim GRAY	0	0.00%	0	0.00%	24	46.15%	24	46.15%
	Rory HOULIHAN	0	0.00%	0	0.00%	0	0.00%	0	0.00%
	Jeff KENDER	0	0.00%	0	0.00%	4	7.69%	4	7.69%
	Cast Votes:	0	0.00%	0	0.00%	52	81.25%	52	81.25%
	Over Votes:	0	0.00%	0	0.00%	0	0.00%	0	0.00%
	Under Votes:	0	0.00%	0	0.00%	12	18.75%	12	18.75%
MAYOR City of Ashland, Vote For 1									
	Warren HOWARD JR.	0	0.00%	0	0.00%	22	20.75%	22	20.75%
	Chuck CHARLES	0	0.00%	0	0.00%	31	29.25%	31	29.25%
	Stephen E. GILMORE	0	0.00%	0	0.00%	53	50.00%	53	50.00%
	Cast Votes:	0	0.00%	0	0.00%	106	98.15%	106	98.15%
	Over Votes:	0	0.00%	0	0.00%	0	0.00%	0	0.00%
	Under Votes:	0	0.00%	0	0.00%	2	1.85%	2	1.85%

Precinct Report — Unofficial

PRESIDENTIAL PREFERENCE AND REGULAR PRIMARY — OFFICIAL BALLOT FOR BOYD COUNTY — May 17, 2016

05/17/2016 07:36 PM

Total Number of Voters : 7,460 of 0 = 0.00%

Precincts Reporting 47 of 47 = 100.00%

Party	Candidate	Absentee		Early		Election		Total	
Precinct C109A (Ballots Cast: 108)									
CITY COMMISSIONERS City of Ashland, Vote For 4									
	Kevin GUNDERSON	0	0.00%	0	0.00%	39	10.99%	39	10.99%
	Marshall STEEN	0	0.00%	0	0.00%	48	13.52%	48	13.52%
	Amanda CLARK	0	0.00%	0	0.00%	56	15.77%	56	15.77%
	Marty GUTE	0	0.00%	0	0.00%	36	10.14%	36	10.14%
	Matt PERKINS	0	0.00%	0	0.00%	58	16.34%	58	16.34%
	Woody CONLEY	0	0.00%	0	0.00%	14	3.94%	14	3.94%
	Cheryl SPRIGGS	0	0.00%	0	0.00%	50	14.08%	50	14.08%
	Larry D. BROWN	0	0.00%	0	0.00%	30	8.45%	30	8.45%
	Frank E. SALISBURY	0	0.00%	0	0.00%	24	6.76%	24	6.76%
	Cast Votes:	0	0.00%	0	0.00%	355	82.18%	355	82.18%
	Over Votes:	0	0.00%	0	0.00%	0	0.00%	0	0.00%
	Under Votes:	0	0.00%	0	0.00%	77	17.82%	77	17.82%

Total Number of Voters : 7,460 of 0 = 0.00%

Precincts Reporting 47 of 47 = 100.00%

Party	Candidate	Absentee		Early		Election		Total	
Precinct C110 (Ballots Cast: 0)									
UNITED STATES SENATOR-5th, Vote For 1									
	Rand PAUL	0	0.00%	0	0.00%	0	0.00%	0	0.00%
	Stephen Howard SLAUGHTER	0	0.00%	0	0.00%	0	0.00%	0	0.00%
	James R. GOULD	0	0.00%	0	0.00%	0	0.00%	0	0.00%
	Cast Votes:	0	0.00%	0	0.00%	0	0.00%	0	0.00%
	Over Votes:	0	0.00%	0	0.00%	0	0.00%	0	0.00%
	Under Votes:	0	0.00%	0	0.00%	0	0.00%	0	0.00%
UNITED STATES REPRESENTATIVE in CONGRESS 5th Congressional District, Vote For 1									
	Harold "Hal" ROGERS	0	0.00%	0	0.00%	0	0.00%	0	0.00%
	John BURK JR.	0	0.00%	0	0.00%	0	0.00%	0	0.00%
	Cast Votes:	0	0.00%	0	0.00%	0	0.00%	0	0.00%
	Over Votes:	0	0.00%	0	0.00%	0	0.00%	0	0.00%
	Under Votes:	0	0.00%	0	0.00%	0	0.00%	0	0.00%
PRESIDENT of the UNITED STATES, Vote For 1									
	Martin J. O'MALLEY	0	0.00%	0	0.00%	0	0.00%	0	0.00%
	Bernard "Bernie" SANDERS	0	0.00%	0	0.00%	0	0.00%	0	0.00%
	Hillary CLINTON	0	0.00%	0	0.00%	0	0.00%	0	0.00%
	Roque Rocky DE LA FUENTE	0	0.00%	0	0.00%	0	0.00%	0	0.00%
	"UNCOMMITTED"	0	0.00%	0	0.00%	0	0.00%	0	0.00%
	Cast Votes:	0	0.00%	0	0.00%	0	0.00%	0	0.00%
	Over Votes:	0	0.00%	0	0.00%	0	0.00%	0	0.00%
	Under Votes:	0	0.00%	0	0.00%	0	0.00%	0	0.00%
UNITED STATES SENATOR-5th, Vote For 1									
	Tom RECKTENWALD	0	0.00%	0	0.00%	0	0.00%	0	0.00%
	Grant T. SHORT	0	0.00%	0	0.00%	0	0.00%	0	0.00%
	Sellus WILDER	0	0.00%	0	0.00%	0	0.00%	0	0.00%
	Jim GRAY	0	0.00%	0	0.00%	0	0.00%	0	0.00%
	Rory HOULIHAN	0	0.00%	0	0.00%	0	0.00%	0	0.00%
	Jeff KENDER	0	0.00%	0	0.00%	0	0.00%	0	0.00%
	Ron LEACH	0	0.00%	0	0.00%	0	0.00%	0	0.00%
	Cast Votes:	0	0.00%	0	0.00%	0	0.00%	0	0.00%
	Over Votes:	0	0.00%	0	0.00%	0	0.00%	0	0.00%
	Under Votes:	0	0.00%	0	0.00%	0	0.00%	0	0.00%

Precinct Report — Unofficial

PRESIDENTIAL PREFERENCE AND REGULAR PRIMARY — OFFICIAL BALLOT FOR BOYD COUNTY — May 17, 2016

05/17/2016 07:36 PM

Total Number of Voters : 7,460 of 0 = 0.00%

Precincts Reporting 47 of 47 = 100.00%

Party	Candidate	Absentee		Early		Election		Total	
Precinct C111 (Ballots Cast: 56)									
UNITED STATES SENATOR-5th, Vote For 1									
	Rand PAUL	0	0.00%	0	0.00%	18	81.82%	18	81.82%
	Stephen Howard SLAUGHTER	0	0.00%	0	0.00%	3	13.64%	3	13.64%
	James R. GOULD	0	0.00%	0	0.00%	1	4.55%	1	4.55%
	Cast Votes:	0	0.00%	0	0.00%	22	100.00%	22	100.00%
	Over Votes:	0	0.00%	0	0.00%	0	0.00%	0	0.00%
	Under Votes:	0	0.00%	0	0.00%	0	0.00%	0	0.00%
UNITED STATES REPRESENTATIVE in CONGRESS 5th Congressional District, Vote For 1									
	Harold "Hal" ROGERS	0	0.00%	0	0.00%	16	72.73%	16	72.73%
	John BURK JR.	0	0.00%	0	0.00%	6	27.27%	6	27.27%
	Cast Votes:	0	0.00%	0	0.00%	22	100.00%	22	100.00%
	Over Votes:	0	0.00%	0	0.00%	0	0.00%	0	0.00%
	Under Votes:	0	0.00%	0	0.00%	0	0.00%	0	0.00%
PRESIDENT of the UNITED STATES, Vote For 1									
	Martin J. O'MALLEY	0	0.00%	0	0.00%	0	0.00%	0	0.00%
	Bernard "Bernie" SANDERS	0	0.00%	0	0.00%	12	35.29%	12	35.29%
	Hillary CLINTON	0	0.00%	0	0.00%	21	61.76%	21	61.76%
	Roque Rocky DE LA FUENTE	0	0.00%	0	0.00%	0	0.00%	0	0.00%
	"UNCOMMITTED"	0	0.00%	0	0.00%	1	2.94%	1	2.94%
	Cast Votes:	0	0.00%	0	0.00%	34	100.00%	34	100.00%
	Over Votes:	0	0.00%	0	0.00%	0	0.00%	0	0.00%
	Under Votes:	0	0.00%	0	0.00%	0	0.00%	0	0.00%
UNITED STATES SENATOR-5th, Vote For 1									
	Tom RECKTENWALD	0	0.00%	0	0.00%	2	6.06%	2	6.06%
	Grant T. SHORT	0	0.00%	0	0.00%	2	6.06%	2	6.06%
	Sellus WILDER	0	0.00%	0	0.00%	1	3.03%	1	3.03%
	Jim GRAY	0	0.00%	0	0.00%	25	75.76%	25	75.76%
	Rory HOULIHAN	0	0.00%	0	0.00%	1	3.03%	1	3.03%
	Jeff KENDER	0	0.00%	0	0.00%	2	6.06%	2	6.06%
	Ron LEACH	0	0.00%	0	0.00%	0	0.00%	0	0.00%
	Cast Votes:	0	0.00%	0	0.00%	33	97.06%	33	97.06%
	Over Votes:	0	0.00%	0	0.00%	0	0.00%	0	0.00%
	Under Votes:	0	0.00%	0	0.00%	1	2.94%	1	2.94%

Total Number of Voters : 7,460 of 0 = 0.00%

Precincts Reporting 47 of 47 = 100.00%

Party	Candidate	Absentee		Early		Election		Total	
Precinct C113 (Ballots Cast: 280)									
UNITED STATES SENATOR-4th, Vote For 1									
	James R. GOULD	0	0.00%	0	0.00%	15	20.27%	15	20.27%
	Rand PAUL	0	0.00%	0	0.00%	54	72.97%	54	72.97%
	Stephen Howard SLAUGHTER	0	0.00%	0	0.00%	5	6.76%	5	6.76%
	Cast Votes:	0	0.00%	0	0.00%	74	96.10%	74	96.10%
	Over Votes:	0	0.00%	0	0.00%	0	0.00%	0	0.00%
	Under Votes:	0	0.00%	0	0.00%	3	3.90%	3	3.90%
STATE REPRESENTATIVE 98th Representative District, Vote For 1									
	Danny R. BENTLEY	0	0.00%	0	0.00%	21	28.38%	21	28.38%
	Tony D. QUILLEN	0	0.00%	0	0.00%	53	71.62%	53	71.62%
	Cast Votes:	0	0.00%	0	0.00%	74	96.10%	74	96.10%
	Over Votes:	0	0.00%	0	0.00%	0	0.00%	0	0.00%
	Under Votes:	0	0.00%	0	0.00%	3	3.90%	3	3.90%
PRESIDENT of the UNITED STATES, Vote For 1									
	Martin J. O'MALLEY	0	0.00%	0	0.00%	6	2.97%	6	2.97%
	Bernard "Bernie" SANDERS	0	0.00%	0	0.00%	87	43.07%	87	43.07%
	Hillary CLINTON	0	0.00%	0	0.00%	93	46.04%	93	46.04%
	Roque Rocky DE LA FUENTE	0	0.00%	0	0.00%	1	0.50%	1	0.50%
	"UNCOMMITTED"	0	0.00%	0	0.00%	15	7.43%	15	7.43%
	Cast Votes:	0	0.00%	0	0.00%	202	99.51%	202	99.51%
	Over Votes:	0	0.00%	0	0.00%	0	0.00%	0	0.00%
	Under Votes:	0	0.00%	0	0.00%	1	0.49%	1	0.49%
UNITED STATES SENATOR-4th, Vote For 1									
	Ron LEACH	0	0.00%	0	0.00%	35	19.55%	35	19.55%
	Tom RECKTENWALD	0	0.00%	0	0.00%	4	2.23%	4	2.23%
	Grant T. SHORT	0	0.00%	0	0.00%	16	8.94%	16	8.94%
	Sellus WILDER	0	0.00%	0	0.00%	33	18.44%	33	18.44%
	Jim GRAY	0	0.00%	0	0.00%	74	41.34%	74	41.34%
	Rory HOULIHAN	0	0.00%	0	0.00%	4	2.23%	4	2.23%
	Jeff KENDER	0	0.00%	0	0.00%	13	7.26%	13	7.26%
	Cast Votes:	0	0.00%	0	0.00%	179	88.18%	179	88.18%
	Over Votes:	0	0.00%	0	0.00%	0	0.00%	0	0.00%
	Under Votes:	0	0.00%	0	0.00%	24	11.82%	24	11.82%
STATE REPRESENTATIVE 98th Representative District, Vote For 1									
	Lew NICHOLLS	0	0.00%	0	0.00%	162	83.08%	162	83.08%
	William A. SCAGGS	0	0.00%	0	0.00%	33	16.92%	33	16.92%
	Cast Votes:	0	0.00%	0	0.00%	195	96.06%	195	96.06%
	Over Votes:	0	0.00%	0	0.00%	0	0.00%	0	0.00%
	Under Votes:	0	0.00%	0	0.00%	8	3.94%	8	3.94%

Precinct Report — Unofficial

PRESIDENTIAL PREFERENCE AND REGULAR PRIMARY — OFFICIAL BALLOT FOR BOYD COUNTY — May 17, 2016

05/17/2016 07:36 PM

Total Number of Voters : 7,460 of 0 = 0.00%

Precincts Reporting 47 of 47 = 100.00%

Party	Candidate	Absentee		Early		Election		Total	
Precinct C114 (Ballots Cast: 102)									
UNITED STATES SENATOR-4th, Vote For 1									
	James R. GOULD	0	0.00%	0	0.00%	1	4.35%	1	4.35%
	Rand PAUL	0	0.00%	0	0.00%	20	86.96%	20	86.96%
	Stephen Howard SLAUGHTER	0	0.00%	0	0.00%	2	8.70%	2	8.70%
	Cast Votes:	0	0.00%	0	0.00%	23	100.00%	23	100.00%
	Over Votes:	0	0.00%	0	0.00%	0	0.00%	0	0.00%
	Under Votes:	0	0.00%	0	0.00%	0	0.00%	0	0.00%
PRESIDENT of the UNITED STATES, Vote For 1									
	Martin J. O'MALLEY	0	0.00%	0	0.00%	2	2.56%	2	2.56%
	Bernard "Bernie" SANDERS	0	0.00%	0	0.00%	45	57.69%	45	57.69%
	Hillary CLINTON	0	0.00%	0	0.00%	27	34.62%	27	34.62%
	Roque Rocky DE LA FUENTE	0	0.00%	0	0.00%	0	0.00%	0	0.00%
	"UNCOMMITTED"	0	0.00%	0	0.00%	4	5.13%	4	5.13%
	Cast Votes:	0	0.00%	0	0.00%	78	98.73%	78	98.73%
	Over Votes:	0	0.00%	0	0.00%	0	0.00%	0	0.00%
	Under Votes:	0	0.00%	0	0.00%	1	1.27%	1	1.27%
UNITED STATES SENATOR-4th, Vote For 1									
	Ron LEACH	0	0.00%	0	0.00%	12	16.90%	12	16.90%
	Tom RECKTENWALD	0	0.00%	0	0.00%	7	9.86%	7	9.86%
	Grant T. SHORT	0	0.00%	0	0.00%	14	19.72%	14	19.72%
	Sellus WILDER	0	0.00%	0	0.00%	4	5.63%	4	5.63%
	Jim GRAY	0	0.00%	0	0.00%	23	32.39%	23	32.39%
	Rory HOULIHAN	0	0.00%	0	0.00%	3	4.23%	3	4.23%
	Jeff KENDER	0	0.00%	0	0.00%	8	11.27%	8	11.27%
	Cast Votes:	0	0.00%	0	0.00%	71	89.87%	71	89.87%
	Over Votes:	0	0.00%	0	0.00%	0	0.00%	0	0.00%
	Under Votes:	0	0.00%	0	0.00%	8	10.13%	8	10.13%

Precinct Report — Unofficial

PRESIDENTIAL PREFERENCE AND REGULAR PRIMARY — OFFICIAL BALLOT FOR BOYD COUNTY — May 17, 2016

05/17/2016 07:36 PM

Total Number of Voters : 7,460 of 0 = 0.00%

Precincts Reporting 47 of 47 = 100.00%

Party	Candidate	Absentee		Early		Election		Total	
Precinct C115 (Ballots Cast: 188)									
UNITED STATES SENATOR-4th, Vote For 1									
	James R. GOULD	0	0.00%	0	0.00%	8	19.05%	8	19.05%
	Rand PAUL	0	0.00%	0	0.00%	33	78.57%	33	78.57%
	Stephen Howard SLAUGHTER	0	0.00%	0	0.00%	1	2.38%	1	2.38%
	Cast Votes:	0	0.00%	0	0.00%	42	100.00%	42	100.00%
	Over Votes:	0	0.00%	0	0.00%	0	0.00%	0	0.00%
	Under Votes:	0	0.00%	0	0.00%	0	0.00%	0	0.00%
PRESIDENT of the UNITED STATES, Vote For 1									
	Martin J. O'MALLEY	0	0.00%	0	0.00%	1	0.68%	1	0.68%
	Bernard "Bernie" SANDERS	0	0.00%	0	0.00%	57	39.04%	57	39.04%
	Hillary CLINTON	0	0.00%	0	0.00%	74	50.68%	74	50.68%
	Roque Rocky DE LA FUENTE	0	0.00%	0	0.00%	0	0.00%	0	0.00%
	"UNCOMMITTED"	0	0.00%	0	0.00%	14	9.59%	14	9.59%
	Cast Votes:	0	0.00%	0	0.00%	146	100.00%	146	100.00%
	Over Votes:	0	0.00%	0	0.00%	0	0.00%	0	0.00%
	Under Votes:	0	0.00%	0	0.00%	0	0.00%	0	0.00%
UNITED STATES SENATOR-4th, Vote For 1									
	Ron LEACH	0	0.00%	0	0.00%	22	16.67%	22	16.67%
	Tom RECKTENWALD	0	0.00%	0	0.00%	8	6.06%	8	6.06%
	Grant T. SHORT	0	0.00%	0	0.00%	9	6.82%	9	6.82%
	Sellus WILDER	0	0.00%	0	0.00%	14	10.61%	14	10.61%
	Jim GRAY	0	0.00%	0	0.00%	60	45.45%	60	45.45%
	Rory HOULIHAN	0	0.00%	0	0.00%	8	6.06%	8	6.06%
	Jeff KENDER	0	0.00%	0	0.00%	11	8.33%	11	8.33%
	Cast Votes:	0	0.00%	0	0.00%	132	90.41%	132	90.41%
	Over Votes:	0	0.00%	0	0.00%	0	0.00%	0	0.00%
	Under Votes:	0	0.00%	0	0.00%	14	9.59%	14	9.59%

Precinct Report — Unofficial

PRESIDENTIAL PREFERENCE AND REGULAR PRIMARY — OFFICIAL BALLOT FOR BOYD COUNTY — May 17, 2016

05/17/2016 07:36 PM

Total Number of Voters : 7,460 of 0 = 0.00%

Precincts Reporting 47 of 47 = 100.00%

Party	Candidate	Absentee		Early		Election		Total	
Precinct C116 (Ballots Cast: 132)									
UNITED STATES SENATOR-4th, Vote For 1									
	James R. GOULD	0	0.00%	0	0.00%	1	2.27%	1	2.27%
	Rand PAUL	0	0.00%	0	0.00%	39	88.64%	39	88.64%
	Stephen Howard SLAUGHTER	0	0.00%	0	0.00%	4	9.09%	4	9.09%
	Cast Votes:	0	0.00%	0	0.00%	44	100.00%	44	100.00%
	Over Votes:	0	0.00%	0	0.00%	0	0.00%	0	0.00%
	Under Votes:	0	0.00%	0	0.00%	0	0.00%	0	0.00%
PRESIDENT of the UNITED STATES, Vote For 1									
	Martin J. O'MALLEY	0	0.00%	0	0.00%	0	0.00%	0	0.00%
	Bernard "Bernie" SANDERS	0	0.00%	0	0.00%	44	50.57%	44	50.57%
	Hillary CLINTON	0	0.00%	0	0.00%	39	44.83%	39	44.83%
	Roque Rocky DE LA FUENTE	0	0.00%	0	0.00%	0	0.00%	0	0.00%
	"UNCOMMITTED"	0	0.00%	0	0.00%	4	4.60%	4	4.60%
	Cast Votes:	0	0.00%	0	0.00%	87	98.86%	87	98.86%
	Over Votes:	0	0.00%	0	0.00%	0	0.00%	0	0.00%
	Under Votes:	0	0.00%	0	0.00%	1	1.14%	1	1.14%
UNITED STATES SENATOR-4th, Vote For 1									
	Ron LEACH	0	0.00%	0	0.00%	17	23.29%	17	23.29%
	Tom RECKTENWALD	0	0.00%	0	0.00%	4	5.48%	4	5.48%
	Grant T. SHORT	0	0.00%	0	0.00%	4	5.48%	4	5.48%
	Sellus WILDER	0	0.00%	0	0.00%	11	15.07%	11	15.07%
	Jim GRAY	0	0.00%	0	0.00%	23	31.51%	23	31.51%
	Rory HOULIHAN	0	0.00%	0	0.00%	4	5.48%	4	5.48%
	Jeff KENDER	0	0.00%	0	0.00%	10	13.70%	10	13.70%
	Cast Votes:	0	0.00%	0	0.00%	73	82.95%	73	82.95%
	Over Votes:	0	0.00%	0	0.00%	0	0.00%	0	0.00%
	Under Votes:	0	0.00%	0	0.00%	15	17.05%	15	17.05%
MAYOR City of Ashland, Vote For 1									
	Warren HOWARD JR.	0	0.00%	0	0.00%	1	12.50%	1	12.50%
	Chuck CHARLES	0	0.00%	0	0.00%	3	37.50%	3	37.50%
	Stephen E. GILMORE	0	0.00%	0	0.00%	4	50.00%	4	50.00%
	Cast Votes:	0	0.00%	0	0.00%	8	72.73%	8	72.73%
	Over Votes:	0	0.00%	0	0.00%	0	0.00%	0	0.00%
	Under Votes:	0	0.00%	0	0.00%	3	27.27%	3	27.27%

Precinct Report — Unofficial

PRESIDENTIAL PREFERENCE AND REGULAR PRIMARY — OFFICIAL BALLOT FOR BOYD COUNTY — May 17, 2016

05/17/2016 07:36 PM

Total Number of Voters : 7,460 of 0 = 0.00%

Precincts Reporting 47 of 47 = 100.00%

Party	Candidate	Absentee		Early		Election		Total	
Precinct C116 (Ballots Cast: 132)									
CITY COMMISSIONERS City of Ashland, Vote For 4									
	Kevin GUNDERSON	0	0.00%	0	0.00%	5	15.63%	5	15.63%
	Marshall STEEN	0	0.00%	0	0.00%	6	18.75%	6	18.75%
	Amanda CLARK	0	0.00%	0	0.00%	4	12.50%	4	12.50%
	Marty GUTE	0	0.00%	0	0.00%	5	15.63%	5	15.63%
	Matt PERKINS	0	0.00%	0	0.00%	4	12.50%	4	12.50%
	Woody CONLEY	0	0.00%	0	0.00%	1	3.13%	1	3.13%
	Cheryl SPRIGGS	0	0.00%	0	0.00%	3	9.38%	3	9.38%
	Larry D. BROWN	0	0.00%	0	0.00%	3	9.38%	3	9.38%
	Frank E. SALISBURY	0	0.00%	0	0.00%	1	3.13%	1	3.13%
	Cast Votes:	0	0.00%	0	0.00%	32	72.73%	32	72.73%
	Over Votes:	0	0.00%	0	0.00%	0	0.00%	0	0.00%
	Under Votes:	0	0.00%	0	0.00%	12	27.27%	12	27.27%

Precinct Report — Unofficial

PRESIDENTIAL PREFERENCE AND REGULAR PRIMARY — OFFICIAL BALLOT FOR BOYD COUNTY — May 17, 2016

05/17/2016 07:36 PM

Total Number of Voters : 7,460 of 0 = 0.00%

Precincts Reporting 47 of 47 = 100.00%

Party	Candidate	Absentee		Early		Election		Total	
Precinct C117 (Ballots Cast: 125)									
UNITED STATES SENATOR-4th, Vote For 1									
	James R. GOULD	0	0.00%	0	0.00%	7	14.89%	7	14.89%
	Rand PAUL	0	0.00%	0	0.00%	36	76.60%	36	76.60%
	Stephen Howard SLAUGHTER	0	0.00%	0	0.00%	4	8.51%	4	8.51%
	Cast Votes:	0	0.00%	0	0.00%	47	100.00%	47	100.00%
	Over Votes:	0	0.00%	0	0.00%	0	0.00%	0	0.00%
	Under Votes:	0	0.00%	0	0.00%	0	0.00%	0	0.00%
PRESIDENT of the UNITED STATES, Vote For 1									
	Martin J. O'MALLEY	0	0.00%	0	0.00%	2	2.56%	2	2.56%
	Bernard "Bernie" SANDERS	0	0.00%	0	0.00%	40	51.28%	40	51.28%
	Hillary CLINTON	0	0.00%	0	0.00%	33	42.31%	33	42.31%
	Roque Rocky DE LA FUENTE	0	0.00%	0	0.00%	1	1.28%	1	1.28%
	"UNCOMMITTED"	0	0.00%	0	0.00%	2	2.56%	2	2.56%
	Cast Votes:	0	0.00%	0	0.00%	78	100.00%	78	100.00%
	Over Votes:	0	0.00%	0	0.00%	0	0.00%	0	0.00%
	Under Votes:	0	0.00%	0	0.00%	0	0.00%	0	0.00%
UNITED STATES SENATOR-4th, Vote For 1									
	Ron LEACH	0	0.00%	0	0.00%	8	12.12%	8	12.12%
	Tom RECKTENWALD	0	0.00%	0	0.00%	2	3.03%	2	3.03%
	Grant T. SHORT	0	0.00%	0	0.00%	10	15.15%	10	15.15%
	Sellus WILDER	0	0.00%	0	0.00%	7	10.61%	7	10.61%
	Jim GRAY	0	0.00%	0	0.00%	32	48.48%	32	48.48%
	Rory HOULIHAN	0	0.00%	0	0.00%	2	3.03%	2	3.03%
	Jeff KENDER	0	0.00%	0	0.00%	5	7.58%	5	7.58%
	Cast Votes:	0	0.00%	0	0.00%	66	84.62%	66	84.62%
	Over Votes:	0	0.00%	0	0.00%	0	0.00%	0	0.00%
	Under Votes:	0	0.00%	0	0.00%	12	15.38%	12	15.38%

Cumulative Report — Unofficial

PRESIDENTIAL PREFERENCE AND REGULAR PRIMARY — OFFICIAL BALLOT FOR BOYLE COUNTY — May 17, 2016

05/17/2016 07:18 PM

Total Number of Voters : 4,761 of 0 = 0.00%

Precincts Reporting 26 of 26 = 100.00%

RECEIVED
JUN 23 2016
State Board of Elections

Party	Candidate	Absentee		Early		Election		Total	
UNITED STATES SENATOR, Vote For 1									
	Rand PAUL	0	0.00%	0	0.00%	1,236	89.50%	1,236	89.50%
	Stephen Howard SLAUGHTER	0	0.00%	0	0.00%	72	5.21%	72	5.21%
	James R. GOULD	0	0.00%	0	0.00%	73	5.29%	73	5.29%
	Cast Votes:	0	0.00%	0	0.00%	1,381	96.64%	1,381	96.64%
	Over Votes:	0	0.00%	0	0.00%	0	0.00%	0	0.00%
	Under Votes:	0	0.00%	0	0.00%	48	3.36%	48	3.36%
STATE SENATOR 15th Senatorial District, Vote For 1									
	Don MOSS	0	0.00%	0	0.00%	272	20.28%	272	20.28%
	Rick GIRDLER	0	0.00%	0	0.00%	225	16.78%	225	16.78%
	Michael KECK	0	0.00%	0	0.00%	556	41.46%	556	41.46%
	Joshua NICHOLS	0	0.00%	0	0.00%	288	21.48%	288	21.48%
	Cast Votes:	0	0.00%	0	0.00%	1,341	93.84%	1,341	93.84%
	Over Votes:	0	0.00%	0	0.00%	1	0.07%	1	0.07%
	Under Votes:	0	0.00%	0	0.00%	87	6.09%	87	6.09%
STATE REPRESENTATIVE 54th Representative District, Vote For 1									
	Christopher K. PENNINGTON	0	0.00%	0	0.00%	191	13.75%	191	13.75%
	Daniel B. ELLIOTT	0	0.00%	0	0.00%	1,040	74.87%	1,040	74.87%
	Steven EVANS	0	0.00%	0	0.00%	158	11.38%	158	11.38%
	Cast Votes:	0	0.00%	0	0.00%	1,389	97.20%	1,389	97.20%
	Over Votes:	0	0.00%	0	0.00%	0	0.00%	0	0.00%
	Under Votes:	0	0.00%	0	0.00%	40	2.80%	40	2.80%
PRESIDENT of the UNITED STATES, Vote For 1									
	Martin J. O'MALLEY	0	0.00%	0	0.00%	40	1.21%	40	1.21%
	Bernard "Bernie" SANDERS	0	0.00%	0	0.00%	1,451	43.93%	1,451	43.93%
	Hillary CLINTON	0	0.00%	0	0.00%	1,648	49.89%	1,648	49.89%
	Roque Rocky DE LA FUENTE	0	0.00%	0	0.00%	13	0.39%	13	0.39%
	"UNCOMMITTED"	0	0.00%	0	0.00%	151	4.57%	151	4.57%
	Cast Votes:	0	0.00%	0	0.00%	3,303	99.13%	3,303	99.13%
	Over Votes:	0	0.00%	0	0.00%	0	0.00%	0	0.00%
	Under Votes:	0	0.00%	0	0.00%	29	0.87%	29	0.87%

Cumulative Report — Unofficial

PRESIDENTIAL PREFERENCE AND REGULAR PRIMARY — OFFICIAL BALLOT FOR BOYLE COUNTY — May 17, 2016

05/17/2016 07:18 PM

Total Number of Voters : 4,761 of 0 = 0.00%

Precincts Reporting 26 of 26 = 100.00%

RECEIVED
JUN 23 2016
State Board of Elections

Party	Candidate	Absentee		Early		Election		Total	
UNITED STATES SENATOR, Vote For 1									
	Rory HOULIHAN	0	0.00%	0	0.00%	51	1.63%	51	1.63%
	Jeff KENDER	0	0.00%	0	0.00%	90	2.87%	90	2.87%
	Ron LEACH	0	0.00%	0	0.00%	227	7.25%	227	7.25%
	Tom RECKTENWALD	0	0.00%	0	0.00%	41	1.31%	41	1.31%
	Grant T. SHORT	0	0.00%	0	0.00%	63	2.01%	63	2.01%
	Selius WILDER	0	0.00%	0	0.00%	301	9.61%	301	9.61%
	Jim GRAY	0	0.00%	0	0.00%	2,360	75.33%	2,360	75.33%
	Cast Votes:	0	0.00%	0	0.00%	3,133	94.03%	3,133	94.03%
	Over Votes:	0	0.00%	0	0.00%	1	0.03%	1	0.03%
	Under Votes:	0	0.00%	0	0.00%	198	5.94%	198	5.94%

RECEIVED
MAY 17 2016
State Board of Elections

PRIMARY ELECTION
BRACKEN COUNTY - 4TH. CONG. DIST.
RECAPITULATION SHEET
MAY 17, 2016

	ABSENTEE			FOSTER-JOHNSVILLE	AUGUSTA WEST	AUGUSTA EAST	BERLIN	CHATHAM	BROOKSVILLE	MILFORD	GERMANTOWN	GRAND TOTAL
	21	42		125	105	102	120	118	132	125	99	
	Mail-In	Walk-In	Total	eSlate	eSlate	eSlate	eSlate	eSlate	eSlate	eSlate	eSlate	
UNITED STATES SENATOR - REP												
James R. GOULD	0	2	2	0	3	1	2	2	3	1	1	15
Rand PAUL	3	11	14	30	19	7	18	19	17	37	11	172
Stephen Howard SLAUGHTER	0	0	0	0	0	3	3	2	0	0	0	8
STATE REPRESENTATIVE - 70th Rep. Dist. - REP												
John VanMETER	0	4	4	7	10	8	5	8	6	5	4	57
Robert BOONE	1	1	2	8	3	0	5	4	2	1	4	29
James E. JOHNSON	2	7	9	15	9	3	13	11	12	31	4	107
PRESIDENT of the UNITED STATES - DEM												
Martin J. O'MALLEY	0	1	1	2	5	4	2	5	6	4	3	32
Bernard "Bernie" SANDERS	10	7	17	58	45	40	52	54	66	45	47	424
Hillary CLINTON	8	17	25	26	27	39	28	27	25	29	25	251
Roque Rocky DE LA FUENTE	0	0	0	1	1	1	1	0	1	2	1	8
"UNCOMMITTED"	0	2	2	3	4	7	8	7	10	5	11	57
UNITED STATES SENATOR - DEM												
Ron LEACH	1	5	6	15	2	9	18	14	19	13	11	107
Tom RECKTENWALD	3	2	5	1	4	8	10	7	4	5	9	53
Grant T. SHORT	2	3	5	4	3	8	9	3	3	7	9	51
Sellus WILDER	1	0	1	13	12	7	9	13	5	3	10	73
Jim GRAY	5	14	19	34	33	39	32	35	56	42	32	322
Rory HOULIHAN	1	2	3	6	4	2	5	10	3	4	1	38
Jeff KENDER	5	2	7	11	7	5	6	4	3	9	6	58

We certify that this is a true and certfied copy of total vote

Chairman, Board of Election	Rae Jean Roe	Total Voters	6208
Republican		Divided by # Voted	989
Democrat			
Sheriff		Total % Turnout	16%

PRIMARY ELECTION
BRECKINRIDGE COUNTY - 2nd. CONG. DIST.
RECAPITULATION SHEET
May 17, 2016

	ABSENTEE			HARDINSBURG-1			HARDINSBURG-2			CLOVERPORT-1			CLOVERPORT-2			McQUADY			UNION STAR			GARFIELD			IRVINGTON-1			IRVINGTON-2			BEWLEYVILLE		
	Mail-In	Walk-In	Total	eSlate	eScan	Total	eSlate	eScan	Total	eSlate	eScan	Total	eSlate	eScan	Total	eSlate	eScan	Total	eSlate	eScan	Total	eSlate	eScan	Total	eSlate	eScan	Total	eSlate	eScan	Total	eSlate	eScan	Total
UNITED STATES SENATOR - REP																																	
Rand PAUL	11	25	36		58	58	1	47	48	2	23	25	19	19	38	10	34	44		52	52	0	65	65	14	26	40	0	26	26	19	18	37
Stephen Howard SLAUGHTER	0	3	3		12	12	1	4	5	0	5	5	0	2	2	2	7	9		4	4	0	6	6	1	3	4	0	5	5	2	2	4
James R. GOULD	2	1	3		6	6	0	5	5	0	4	4	0	2	2	1	3	4		2	2	2	6	8	1	5	6	0	0	0	1	0	1
PRESIDENT of the UNITED STATES - DEM																																	
Martin J. O'MALLEY	0	3	3		1	1	0	4	4	0	4	4	0	3	3	1	1	2		2	2	0	2	2	2	0	2	0	1	1	1	0	1
Bernard "Bernie" SANDERS	10	22	32		78	78	0	59	59	2	47	49	25	25	50	32	35	67		56	56	2	64	66	36	30	66	3	41	44	19	9	28
Hillary CLINTON	17	20	37		108	108	0	58	58	7	38	45	21	37	58	18	27	45		59	59	2	57	59	26	47	73	3	70	73	13	8	21
Roque Rocky DE LA FUENTE	2	0	2		1	1	0	0	0	0	2	2	0	0	0	0	0	0		0	0	0	0	0	0	0	0	0	0	0	0	0	0
"UNCOMMITTED"	2	3	5		8	8	0	8	8	0	5	5	1	3	4	1	5	6		12	12	0	7	7	2	7	9	1	4	5	2	3	5
UNITED STATES SENATOR - DEM																																	
Rory HOULIHAN	3	1	4		4	4	0	3	3	0	0	0	1	3	4	2	1	3		4	4	0	5	5	0	2	2	0	4	4	1	2	3
Jeff KENDER	2	3	5		6	6	0	6	6	0	5	5	5	4	9	4	2	6		5	5	1	9	10	3	3	6	2	2	4	2	2	4
Ron LEACH	8	7	15		54	54	0	42	42	6	25	31	11	13	24	18	20	38		36	36	0	40	40	15	22	37	1	26	27	8	1	9
Tom RECKTENWALD	2	1	3		7	7	0	6	6	0	4	4	0	2	2	1	1	2		0	0	0	2	2	3	3	6	0	1	1	0	2	2
Grant T. SHORT	1	3	4		7	7	0	3	3	0	2	2	2	2	4	4	1	5		5	5	0	4	4	2	4	6	0	3	3	1	0	1
Sellus WILDER	0	1	1		9	9	0	9	9	0	5	5	4	3	7	3	2	5		1	1	0	7	7	4	4	8	0	5	5	4	0	4
Jim GRAY	11	26	37		85	85	0	49	49	3	44	47	17	34	51	17	34	51		59	59	3	50	53	32	38	70	3	52	55	14	11	25
STATE SENATOR - 5th-Senatorial Dist. - DEM																																	
Ricky ALVEY	7	12	19		38	38	0	51	51	2	43	45	22	31	53	16	21	37		51	51	0	54	54	19	26	45	1	33	34	9	5	14
Leslie J. STITH	23	35	58		147	147	0	76	76	7	47	54	20	33	53	33	44	77		68	68	3	71	74	44	54	98	6	80	86	21	17	38

RECEIVED
MAY 23 2016
State Board of Elections

PRIMARY ELECTION
BRECKINRIDGE COUNTY - 2nd. CONG. DIST.
RECAPITULATION SHEET
May 17, 2016

	HUDSON			CUSTER			HARNED			McDANIELS			GLEN DEAN			WESTVIEW			GRAND TOTAL
	eSlate	eScan	Total	eSlate	eScan	Total	eSlate	eScan	Total	eSlate	eScan	Total	eSlate	eScan	Total	eSlate	eScan	Total	
UNITED STATES SENATOR - REP																			
Rand PAUL		22	22	7	43	50		41	41	1	104	105	11	15	26	13	19	32	745
Stephen Howard SLAUGHTER		5	5	1	4	5		9	9	0	10	10	2	2	4	0	1	1	93
James R. GOULD		3	3	2	3	5		4	4	0	6	6	0	3	3	0	2	2	64
PRESIDENT of the UNITED STATES - DEM																			
Martin J. O'MALLEY		3	3	2	1	3		2	2	0	4	4	1	0	1	0	0	0	38
Bernard "Bernie" SANDERS		53	53	8	31	39		23	23	2	102	104	8	20	28	11	22	33	875
Hillary CLINTON	1	18	19	5	36	41		39	39	0	105	105	6	7	13	6	18	24	847
Roque Rocky DE LA FUENTE		0	0	0	1	1		0	0	0	0	0	0	1	1	0	0	0	7
"UNCOMMITTED"		7	7	0	3	3		4	4	0	18	18	0	2	2	3	2	5	113
UNITED STATES SENATOR - DEM																			
Rory HOULIHAN		5	5	1	1	2		2	2	0	7	7	0	1	1	0	0	0	83
Jeff KENDER		5	5	2	3	5		2	2	0	19	19	2	3	5	0	3	3	105
Ron LEACH		21	21	4	21	25		41	41	0	36	36	2	9	11	4	10	14	501
Tom RECKTENWALD		5	5	0	3	3		1	1	0	14	14	0	0	0	0	2	2	69
Grant T. SHORT		2	2	1	2	3		2	2	0	7	7	0	0	0	2	2	4	62
Sellus WILDER		4	4	0	4	4		2	2	2	19	21	2	2	4	0	1	1	97
Jim GRAY		33	33	5	32	37		35	35	0	107	107	9	13	22	9	15	24	840
STATE SENATOR - 5th Senatorial Dist. - DEM																			
Ricky ALVEY		43	43	2	23	25		28	28	0	122	122	8	17	25	8	12	20	1001
~~Leslie J. STITH~~	1	35	36	13	48	61		38	38	2	98	100	7	13	20	11	27	38	1021

Precinct Report — Unofficial

PRESIDENTIAL PREFERENCE AND REGULAR PRIMARY — OFFICIAL BALLOT FOR BULLITT COUNTY — May 17, 2016

05/17/2016 07:32 PM

Total Number of Voters : 9,464 of 0 = 0.00%

Precincts Reporting 49 of 49 = 100.00%

Party	Candidate	Absentee		Early		Election		Total	
Precinct AB (Ballots Cast: 273)									
UNITED STATES SENATOR, Vote For 1									
	Rand PAUL	0	0.00%	0	0.00%	84	89.36%	84	89.36%
	Stephen Howard SLAUGHTER	0	0.00%	0	0.00%	6	6.38%	6	6.38%
	James R. GOULD	0	0.00%	0	0.00%	4	4.26%	4	4.26%
	Cast Votes:	0	0.00%	0	0.00%	94	97.92%	94	97.92%
	Over Votes:	0	0.00%	0	0.00%	0	0.00%	0	0.00%
	Under Votes:	0	0.00%	0	0.00%	2	2.08%	2	2.08%
STATE REPRESENTATIVE 29th Representative District, Vote For 1									
	Russell WEBBER	0	0.00%	0	0.00%	39	79.59%	39	79.59%
	Brenda "Susie" BOARD	0	0.00%	0	0.00%	10	20.41%	10	20.41%
	Cast Votes:	0	0.00%	0	0.00%	49	96.08%	49	96.08%
	Over Votes:	0	0.00%	0	0.00%	0	0.00%	0	0.00%
	Under Votes:	0	0.00%	0	0.00%	2	3.92%	2	3.92%
STATE REPRESENTATIVE 40th Representative District, Vote For 1									
	Jennifer L. STEPP	0	0.00%	0	0.00%	14	33.33%	14	33.33%
	Cast Votes:	0	0.00%	0	0.00%	42	93.33%	42	93.33%
	Over Votes:	0	0.00%	0	0.00%	0	0.00%	0	0.00%
	Under Votes:	0	0.00%	0	0.00%	3	6.67%	3	6.67%
PRESIDENT of the UNITED STATES, Vote For 1									
	Martin J. O'MALLEY	0	0.00%	0	0.00%	4	2.31%	4	2.31%
	Bernard "Bernie" SANDERS	0	0.00%	0	0.00%	68	39.31%	68	39.31%
	Hillary CLINTON	0	0.00%	0	0.00%	90	52.02%	90	52.02%
	Roque Rocky DE LA FUENTE	0	0.00%	0	0.00%	0	0.00%	0	0.00%
	"UNCOMMITTED"	0	0.00%	0	0.00%	11	6.36%	11	6.36%
	Cast Votes:	0	0.00%	0	0.00%	173	97.74%	173	97.74%
	Over Votes:	0	0.00%	0	0.00%	0	0.00%	0	0.00%
	Under Votes:	0	0.00%	0	0.00%	4	2.26%	4	2.26%
UNITED STATES SENATOR, Vote For 1									
	Rory HOULIHAN	0	0.00%	0	0.00%	2	1.27%	2	1.27%
	Jeff KENDER	0	0.00%	0	0.00%	8	5.10%	8	5.10%
	Ron LEACH	0	0.00%	0	0.00%	29	18.47%	29	18.47%
	Tom RECKTENWALD	0	0.00%	0	0.00%	18	11.46%	18	11.46%
	Grant T. SHORT	0	0.00%	0	0.00%	6	3.82%	6	3.82%
	Sellus WILDER	0	0.00%	0	0.00%	8	5.10%	8	5.10%
	Jim GRAY	0	0.00%	0	0.00%	86	54.78%	86	54.78%
	Cast Votes:	0	0.00%	0	0.00%	157	88.70%	157	88.70%
	Over Votes:	0	0.00%	0	0.00%	0	0.00%	0	0.00%
	Under Votes:	0	0.00%	0	0.00%	20	11.30%	20	11.30%

Precinct Report — Unofficial

PRESIDENTIAL PREFERENCE AND REGULAR PRIMARY — OFFICIAL BALLOT FOR BULLITT COUNTY — May 17, 2016

05/17/2016 07:32 PM

Total Number of Voters : 9,464 of 0 = 0.00%

Precincts Reporting 49 of 49 = 100.00%

Party	Candidate	Absentee		Early		Election		Total	
Precinct AB (Ballots Cast: 273)									
STATE REPRESENTATIVE 49th Representative District, Vote For 1									
	Jonathan CACCIATORE	0	0.00%	0	0.00%	10	9.52%	10	9.52%
	Linda Howlett BELCHER	0	0.00%	0	0.00%	95	90.48%	95	90.48%
	Cast Votes:	0	0.00%	0	0.00%	105	98.13%	105	98.13%
	Over Votes:	0	0.00%	0	0.00%	0	0.00%	0	0.00%
	Under Votes:	0	0.00%	0	0.00%	2	1.87%	2	1.87%

Precinct Report — Unofficial

PRESIDENTIAL PREFERENCE AND REGULAR PRIMARY — OFFICIAL BALLOT FOR BULLITT COUNTY — May 17, 2016

06/17/2016 07:32 PM

Total Number of Voters : 9,464 of 0 = 0.00%

Precincts Reporting 49 of 49 = 100.00%

Party	Candidate	Absentee		Early		Election		Total	
Precinct A101 (Ballots Cast: 43)									
UNITED STATES SENATOR, Vote For 1									
	Rand PAUL	0	0.00%	0	0.00%	14	82.35%	14	82.35%
	Stephen Howard SLAUGHTER	0	0.00%	0	0.00%	2	11.76%	2	11.76%
	James R. GOULD	0	0.00%	0	0.00%	1	5.88%	1	5.88%
	Cast Votes:	0	0.00%	0	0.00%	17	100.00%	17	100.00%
	Over Votes:	0	0.00%	0	0.00%	0	0.00%	0	0.00%
	Under Votes:	0	0.00%	0	0.00%	0	0.00%	0	0.00%
STATE REPRESENTATIVE 49th Representative District, Vote For 1									
	Jennifer L. STEPP	0	0.00%	0	0.00%	10	58.82%	10	58.82%
	Cast Votes:	0	0.00%	0	0.00%	17	100.00%	17	100.00%
	Over Votes:	0	0.00%	0	0.00%	0	0.00%	0	0.00%
	Under Votes:	0	0.00%	0	0.00%	0	0.00%	0	0.00%
PRESIDENT of the UNITED STATES, Vote For 1									
	Martin J. O'MALLEY	0	0.00%	0	0.00%	0	0.00%	0	0.00%
	Bernard "Bernie" SANDERS	0	0.00%	0	0.00%	15	60.00%	15	60.00%
	Hillary CLINTON	0	0.00%	0	0.00%	9	36.00%	9	36.00%
	Roque Rocky DE LA FUENTE	0	0.00%	0	0.00%	0	0.00%	0	0.00%
	"UNCOMMITTED"	0	0.00%	0	0.00%	1	4.00%	1	4.00%
	Cast Votes:	0	0.00%	0	0.00%	25	96.15%	25	96.15%
	Over Votes:	0	0.00%	0	0.00%	0	0.00%	0	0.00%
	Under Votes:	0	0.00%	0	0.00%	1	3.85%	1	3.85%
UNITED STATES SENATOR, Vote For 1									
	Rory HOULIHAN	0	0.00%	0	0.00%	0	0.00%	0	0.00%
	Jeff KENDER	0	0.00%	0	0.00%	3	13.04%	3	13.04%
	Ron LEACH	0	0.00%	0	0.00%	4	17.39%	4	17.39%
	Tom RECKTENWALD	0	0.00%	0	0.00%	2	8.70%	2	8.70%
	Grant T. SHORT	0	0.00%	0	0.00%	0	0.00%	0	0.00%
	Sellus WILDER	0	0.00%	0	0.00%	1	4.35%	1	4.35%
	Jim GRAY	0	0.00%	0	0.00%	13	56.52%	13	56.52%
	Cast Votes:	0	0.00%	0	0.00%	23	88.46%	23	88.46%
	Over Votes:	0	0.00%	0	0.00%	0	0.00%	0	0.00%
	Under Votes:	0	0.00%	0	0.00%	3	11.54%	3	11.54%
STATE REPRESENTATIVE 49th Representative District, Vote For 1									
	Jonathan CACCIATORE	0	0.00%	0	0.00%	5	20.83%	5	20.83%
	Linda Howlett BELCHER	0	0.00%	0	0.00%	19	79.17%	19	79.17%
	Cast Votes:	0	0.00%	0	0.00%	24	92.31%	24	92.31%
	Over Votes:	0	0.00%	0	0.00%	0	0.00%	0	0.00%
	Under Votes:	0	0.00%	0	0.00%	2	7.69%	2	7.69%

Precinct Report — Unofficial

PRESIDENTIAL PREFERENCE AND REGULAR PRIMARY — OFFICIAL BALLOT FOR BULLITT COUNTY — May 17, 2016

05/17/2016 07:32 PM

Total Number of Voters : 9,464 of 0 = 0.00%

Precincts Reporting 49 of 49 = 100.00%

Party	Candidate	Absentee		Early		Election		Total	
Precinct A102 (Ballots Cast: 127)									
UNITED STATES SENATOR, Vote For 1									
	Rand PAUL	0	0.00%	0	0.00%	18	81.82%	18	81.82%
	Stephen Howard SLAUGHTER	0	0.00%	0	0.00%	3	13.64%	3	13.64%
	James R. GOULD	0	0.00%	0	0.00%	1	4.55%	1	4.55%
	Cast Votes:	0	0.00%	0	0.00%	22	100.00%	22	100.00%
	Over Votes:	0	0.00%	0	0.00%	0	0.00%	0	0.00%
	Under Votes:	0	0.00%	0	0.00%	0	0.00%	0	0.00%
STATE REPRESENTATIVE 20th Representative District, Vote For 1									
	Russell WEBBER	0	0.00%	0	0.00%	20	90.91%	20	90.91%
	Brenda "Susie" BOARD	0	0.00%	0	0.00%	2	9.09%	2	9.09%
	Cast Votes:	0	0.00%	0	0.00%	22	100.00%	22	100.00%
	Over Votes:	0	0.00%	0	0.00%	0	0.00%	0	0.00%
	Under Votes:	0	0.00%	0	0.00%	0	0.00%	0	0.00%
PRESIDENT of the UNITED STATES, Vote For 1									
	Martin J. O'MALLEY	0	0.00%	0	0.00%	3	2.86%	3	2.86%
	Bernard "Bernie" SANDERS	0	0.00%	0	0.00%	50	47.62%	50	47.62%
	Hillary CLINTON	0	0.00%	0	0.00%	47	44.76%	47	44.76%
	Roque Rocky DE LA FUENTE	0	0.00%	0	0.00%	2	1.90%	2	1.90%
	"UNCOMMITTED"	0	0.00%	0	0.00%	3	2.86%	3	2.86%
	Cast Votes:	0	0.00%	0	0.00%	105	100.00%	105	100.00%
	Over Votes:	0	0.00%	0	0.00%	0	0.00%	0	0.00%
	Under Votes:	0	0.00%	0	0.00%	0	0.00%	0	0.00%
UNITED STATES SENATOR, Vote For 1									
	Rory HOULIHAN	0	0.00%	0	0.00%	7	7.69%	7	7.69%
	Jeff KENDER	0	0.00%	0	0.00%	10	10.99%	10	10.99%
	Ron LEACH	0	0.00%	0	0.00%	18	19.78%	18	19.78%
	Tom RECKTENWALD	0	0.00%	0	0.00%	9	9.89%	9	9.89%
	Grant T. SHORT	0	0.00%	0	0.00%	3	3.30%	3	3.30%
	Sellus WILDER	0	0.00%	0	0.00%	8	8.79%	8	8.79%
	Jim GRAY	0	0.00%	0	0.00%	36	39.56%	36	39.56%
	Cast Votes:	0	0.00%	0	0.00%	91	86.67%	91	86.67%
	Over Votes:	0	0.00%	0	0.00%	0	0.00%	0	0.00%
	Under Votes:	0	0.00%	0	0.00%	14	13.33%	14	13.33%

Precinct Report — Unofficial

PRESIDENTIAL PREFERENCE AND REGULAR PRIMARY — OFFICIAL BALLOT FOR BULLITT COUNTY — May 17, 2016

05/17/2016 07:32 PM

Total Number of Voters : 9,464 of 0 = 0.00%

Precincts Reporting 49 of 49 = 100.00%

Party	Candidate	Absentee		Early		Election		Total	
Precinct A103 (Ballots Cast: 137)									
UNITED STATES SENATOR, Vote For 1									
	Rand PAUL	0	0.00%	0	0.00%	38	86.36%	38	86.36%
	Stephen Howard SLAUGHTER	0	0.00%	0	0.00%	2	4.55%	2	4.55%
	James R. GOULD	0	0.00%	0	0.00%	4	9.09%	4	9.09%
	Cast Votes:	0	0.00%	0	0.00%	44	100.00%	44	100.00%
	Over Votes:	0	0.00%	0	0.00%	0	0.00%	0	0.00%
	Under Votes:	0	0.00%	0	0.00%	0	0.00%	0	0.00%
STATE REPRESENTATIVE 26th Representative District, Vote For 1									
	Russell WEBBER	0	0.00%	0	0.00%	34	79.07%	34	79.07%
	Brenda "Susie" BOARD	0	0.00%	0	0.00%	9	20.93%	9	20.93%
	Cast Votes:	0	0.00%	0	0.00%	43	97.73%	43	97.73%
	Over Votes:	0	0.00%	0	0.00%	0	0.00%	0	0.00%
	Under Votes:	0	0.00%	0	0.00%	1	2.27%	1	2.27%
PRESIDENT of the UNITED STATES, Vote For 1									
	Martin J. O'MALLEY	0	0.00%	0	0.00%	0	0.00%	0	0.00%
	Bernard "Bernie" SANDERS	0	0.00%	0	0.00%	58	62.37%	58	62.37%
	Hillary CLINTON	0	0.00%	0	0.00%	33	35.48%	33	35.48%
	Roque Rocky DE LA FUENTE	0	0.00%	0	0.00%	0	0.00%	0	0.00%
	"UNCOMMITTED"	0	0.00%	0	0.00%	2	2.15%	2	2.15%
	Cast Votes:	0	0.00%	0	0.00%	93	100.00%	93	100.00%
	Over Votes:	0	0.00%	0	0.00%	0	0.00%	0	0.00%
	Under Votes:	0	0.00%	0	0.00%	0	0.00%	0	0.00%
UNITED STATES SENATOR, Vote For 1									
	Rory HOULIHAN	0	0.00%	0	0.00%	6	7.50%	6	7.50%
	Jeff KENDER	0	0.00%	0	0.00%	7	8.75%	7	8.75%
	Ron LEACH	0	0.00%	0	0.00%	15	18.75%	15	18.75%
	Tom RECKTENWALD	0	0.00%	0	0.00%	9	11.25%	9	11.25%
	Grant T. SHORT	0	0.00%	0	0.00%	4	5.00%	4	5.00%
	Sellus WILDER	0	0.00%	0	0.00%	8	10.00%	8	10.00%
	Jim GRAY	0	0.00%	0	0.00%	31	38.75%	31	38.75%
	Cast Votes:	0	0.00%	0	0.00%	80	86.02%	80	86.02%
	Over Votes:	0	0.00%	0	0.00%	0	0.00%	0	0.00%
	Under Votes:	0	0.00%	0	0.00%	13	13.98%	13	13.98%

Precinct Report — Unofficial

PRESIDENTIAL PREFERENCE AND REGULAR PRIMARY — OFFICIAL BALLOT FOR BULLITT COUNTY — May 17, 2016

05/17/2016 07:32 PM

Total Number of Voters : 9,464 of 0 = 0.00%

Precincts Reporting 49 of 49 = 100.00%

Party	Candidate	Absentee		Early		Election		Total	
Precinct A104 (Ballots Cast: 166)									
UNITED STATES SENATOR, Vote For 1									
	Rand PAUL	0	0.00%	0	0.00%	38	90.48%	38	90.48%
	Stephen Howard SLAUGHTER	0	0.00%	0	0.00%	4	9.52%	4	9.52%
	James R. GOULD	0	0.00%	0	0.00%	0	0.00%	0	0.00%
	Cast Votes:	0	0.00%	0	0.00%	42	100.00%	42	100.00%
	Over Votes:	0	0.00%	0	0.00%	0	0.00%	0	0.00%
	Under Votes:	0	0.00%	0	0.00%	0	0.00%	0	0.00%
STATE REPRESENTATIVE 49th Representative District, Vote For 1									
	Jennifer L. STEPP	0	0.00%	0	0.00%	15	40.54%	15	40.54%
	Cast Votes:	0	0.00%	0	0.00%	37	88.10%	37	88.10%
	Over Votes:	0	0.00%	0	0.00%	0	0.00%	0	0.00%
	Under Votes:	0	0.00%	0	0.00%	5	11.90%	5	11.90%
PRESIDENT of the UNITED STATES, Vote For 1									
	Martin J. O'MALLEY	0	0.00%	0	0.00%	1	0.80%	1	0.80%
	Bernard "Bernie" SANDERS	0	0.00%	0	0.00%	66	52.80%	66	52.80%
	Hillary CLINTON	0	0.00%	0	0.00%	53	42.40%	53	42.40%
	Roque Rocky DE LA FUENTE	0	0.00%	0	0.00%	0	0.00%	0	0.00%
	"UNCOMMITTED"	0	0.00%	0	0.00%	5	4.00%	5	4.00%
	Cast Votes:	0	0.00%	0	0.00%	125	99.21%	125	99.21%
	Over Votes:	0	0.00%	0	0.00%	0	0.00%	0	0.00%
	Under Votes:	0	0.00%	0	0.00%	1	0.79%	1	0.79%
UNITED STATES SENATOR, Vote For 1									
	Rory HOULIHAN	0	0.00%	0	0.00%	3	2.76%	3	2.76%
	Jeff KENDER	0	0.00%	0	0.00%	2	1.83%	2	1.83%
	Ron LEACH	0	0.00%	0	0.00%	23	21.10%	23	21.10%
	Tom RECKTENWALD	0	0.00%	0	0.00%	8	7.34%	8	7.34%
	Grant T. SHORT	0	0.00%	0	0.00%	3	2.75%	3	2.75%
	Sellus WILDER	0	0.00%	0	0.00%	5	4.59%	5	4.59%
	Jim GRAY	0	0.00%	0	0.00%	65	59.63%	65	59.63%
	Cast Votes:	0	0.00%	0	0.00%	109	86.51%	109	86.51%
	Over Votes:	0	0.00%	0	0.00%	0	0.00%	0	0.00%
	Under Votes:	0	0.00%	0	0.00%	17	13.49%	17	13.49%
STATE REPRESENTATIVE 49th Representative District, Vote For 1									
	Jonathan CACCIATORE	0	0.00%	0	0.00%	24	20.34%	24	20.34%
	Linda Howlett BELCHER	0	0.00%	0	0.00%	94	79.66%	94	79.66%
	Cast Votes:	0	0.00%	0	0.00%	118	93.65%	118	93.65%
	Over Votes:	0	0.00%	0	0.00%	0	0.00%	0	0.00%
	Under Votes:	0	0.00%	0	0.00%	8	6.35%	8	6.35%

Precinct Report — Unofficial

PRESIDENTIAL PREFERENCE AND REGULAR PRIMARY — OFFICIAL BALLOT FOR BULLITT COUNTY — May 17, 2016

05/17/2016 07:32 PM

Total Number of Voters : 9,464 of 0 = 0.00%

Precincts Reporting 49 of 49 = 100.00%

Party	Candidate	Absentee		Early		Election		Total	
Precinct A105 (Ballots Cast: 272)									
UNITED STATES SENATOR, Vote For 1									
	Rand PAUL	0	0.00%	0	0.00%	84	89.36%	84	89.36%
	Stephen Howard SLAUGHTER	0	0.00%	0	0.00%	9	9.57%	9	9.57%
	James R. GOULD	0	0.00%	0	0.00%	1	1.06%	1	1.06%
	Cast Votes:	0	0.00%	0	0.00%	94	100.00%	94	100.00%
	Over Votes:	0	0.00%	0	0.00%	0	0.00%	0	0.00%
	Under Votes:	0	0.00%	0	0.00%	0	0.00%	0	0.00%
STATE REPRESENTATIVE 28th Representative District, Vote For 1									
	Russell WEBBER	0	0.00%	0	0.00%	77	81.91%	77	81.91%
	Brenda "Susie" BOARD	0	0.00%	0	0.00%	17	18.09%	17	18.09%
	Cast Votes:	0	0.00%	0	0.00%	94	100.00%	94	100.00%
	Over Votes:	0	0.00%	0	0.00%	0	0.00%	0	0.00%
	Under Votes:	0	0.00%	0	0.00%	0	0.00%	0	0.00%
PRESIDENT of the UNITED STATES, Vote For 1									
	Martin J. O'MALLEY	0	0.00%	0	0.00%	2	1.12%	2	1.12%
	Bernard "Bernie" SANDERS	0	0.00%	0	0.00%	105	58.99%	105	58.99%
	Hillary CLINTON	0	0.00%	0	0.00%	57	32.02%	57	32.02%
	Roque Rocky DE LA FUENTE	0	0.00%	0	0.00%	2	1.12%	2	1.12%
	"UNCOMMITTED"	0	0.00%	0	0.00%	12	6.74%	12	6.74%
	Cast Votes:	0	0.00%	0	0.00%	178	100.00%	178	100.00%
	Over Votes:	0	0.00%	0	0.00%	0	0.00%	0	0.00%
	Under Votes:	0	0.00%	0	0.00%	0	0.00%	0	0.00%
UNITED STATES SENATOR, Vote For 1									
	Rory HOULIHAN	0	0.00%	0	0.00%	4	2.48%	4	2.48%
	Jeff KENDER	0	0.00%	0	0.00%	14	8.70%	14	8.70%
	Ron LEACH	0	0.00%	0	0.00%	31	19.25%	31	19.25%
	Tom RECKTENWALD	0	0.00%	0	0.00%	13	8.07%	13	8.07%
	Grant T. SHORT	0	0.00%	0	0.00%	9	5.59%	9	5.59%
	Sellus WILDER	0	0.00%	0	0.00%	13	8.07%	13	8.07%
	Jim GRAY	0	0.00%	0	0.00%	77	47.83%	77	47.83%
	Cast Votes:	0	0.00%	0	0.00%	161	90.45%	161	90.45%
	Over Votes:	0	0.00%	0	0.00%	0	0.00%	0	0.00%
	Under Votes:	0	0.00%	0	0.00%	17	9.55%	17	9.55%

Precinct Report — Unofficial

PRESIDENTIAL PREFERENCE AND REGULAR PRIMARY — OFFICIAL BALLOT FOR BULLITT COUNTY — May 17, 2016

05/17/2016 07:32 PM

Total Number of Voters : 9,464 of 0 = 0.00%

Precincts Reporting 49 of 49 = 100.00%

Party	Candidate	Absentee		Early		Election		Total	
Precinct A106 (Ballots Cast: 241)									
UNITED STATES SENATOR, Vote For 1									
	Rand PAUL	0	0.00%	0	0.00%	79	87.78%	79	87.78%
	Stephen Howard SLAUGHTER	0	0.00%	0	0.00%	6	6.67%	6	6.67%
	James R. GOULD	0	0.00%	0	0.00%	5	5.56%	5	5.56%
	Cast Votes:	0	0.00%	0	0.00%	90	100.00%	90	100.00%
	Over Votes:	0	0.00%	0	0.00%	0	0.00%	0	0.00%
	Under Votes:	0	0.00%	0	0.00%	0	0.00%	0	0.00%
STATE REPRESENTATIVE 20th Representative District, Vote For 1									
	Russell WEBBER	0	0.00%	0	0.00%	84	95.45%	84	95.45%
	Brenda "Susie" BOARD	0	0.00%	0	0.00%	4	4.55%	4	4.55%
	Cast Votes:	0	0.00%	0	0.00%	88	97.78%	88	97.78%
	Over Votes:	0	0.00%	0	0.00%	0	0.00%	0	0.00%
	Under Votes:	0	0.00%	0	0.00%	2	2.22%	2	2.22%
PRESIDENT of the UNITED STATES, Vote For 1									
	Martin J. O'MALLEY	0	0.00%	0	0.00%	2	1.33%	2	1.33%
	Bernard "Bernie" SANDERS	0	0.00%	0	0.00%	92	61.33%	92	61.33%
	Hillary CLINTON	0	0.00%	0	0.00%	45	30.00%	45	30.00%
	Roque Rocky DE LA FUENTE	0	0.00%	0	0.00%	2	1.33%	2	1.33%
	"UNCOMMITTED"	0	0.00%	0	0.00%	9	6.00%	9	6.00%
	Cast Votes:	0	0.00%	0	0.00%	150	99.34%	150	99.34%
	Over Votes:	0	0.00%	0	0.00%	0	0.00%	0	0.00%
	Under Votes:	0	0.00%	0	0.00%	1	0.66%	1	0.66%
UNITED STATES SENATOR, Vote For 1									
	Rory HOULIHAN	0	0.00%	0	0.00%	10	7.46%	10	7.46%
	Jeff KENDER	0	0.00%	0	0.00%	5	3.73%	5	3.73%
	Ron LEACH	0	0.00%	0	0.00%	22	16.42%	22	16.42%
	Tom RECKTENWALD	0	0.00%	0	0.00%	4	2.99%	4	2.99%
	Grant T. SHORT	0	0.00%	0	0.00%	7	5.22%	7	5.22%
	Sellus WILDER	0	0.00%	0	0.00%	15	11.19%	15	11.19%
	Jim GRAY	0	0.00%	0	0.00%	71	52.99%	71	52.99%
	Cast Votes:	0	0.00%	0	0.00%	134	88.74%	134	88.74%
	Over Votes:	0	0.00%	0	0.00%	0	0.00%	0	0.00%
	Under Votes:	0	0.00%	0	0.00%	17	11.26%	17	11.26%

Precinct Report — Unofficial

PRESIDENTIAL PREFERENCE AND REGULAR PRIMARY — OFFICIAL BALLOT FOR BULLITT COUNTY — May 17, 2016

05/17/2016 07:32 PM

Total Number of Voters : 9,464 of 0 = 0.00%

Precincts Reporting 49 of 49 = 100.00%

Party	Candidate	Absentee		Early		Election		Total	
Precinct A107 (Ballots Cast: 368)									
UNITED STATES SENATOR, Vote For 1									
	Rand PAUL	0	0.00%	0	0.00%	109	87.20%	109	87.20%
	Stephen Howard SLAUGHTER	0	0.00%	0	0.00%	11	8.80%	11	8.80%
	James R. GOULD	0	0.00%	0	0.00%	5	4.00%	5	4.00%
	Cast Votes:	0	0.00%	0	0.00%	125	100.00%	125	100.00%
	Over Votes:	0	0.00%	0	0.00%	0	0.00%	0	0.00%
	Under Votes:	0	0.00%	0	0.00%	0	0.00%	0	0.00%
STATE REPRESENTATIVE 20th Representative District, Vote For 1									
	Russell WEBBER	0	0.00%	0	0.00%	100	80.00%	100	80.00%
	Brenda "Susie" BOARD	0	0.00%	0	0.00%	25	20.00%	25	20.00%
	Cast Votes:	0	0.00%	0	0.00%	125	100.00%	125	100.00%
	Over Votes:	0	0.00%	0	0.00%	0	0.00%	0	0.00%
	Under Votes:	0	0.00%	0	0.00%	0	0.00%	0	0.00%
PRESIDENT of the UNITED STATES, Vote For 1									
	Martin J. O'MALLEY	0	0.00%	0	0.00%	4	1.73%	4	1.73%
	Bernard "Bernie" SANDERS	0	0.00%	0	0.00%	115	49.78%	115	49.78%
	Hillary CLINTON	0	0.00%	0	0.00%	95	41.13%	95	41.13%
	Roque Rocky DE LA FUENTE	0	0.00%	0	0.00%	0	0.00%	0	0.00%
	"UNCOMMITTED"	0	0.00%	0	0.00%	17	7.36%	17	7.36%
	Cast Votes:	0	0.00%	0	0.00%	231	99.14%	231	99.14%
	Over Votes:	0	0.00%	0	0.00%	0	0.00%	0	0.00%
	Under Votes:	0	0.00%	0	0.00%	2	0.86%	2	0.86%
UNITED STATES SENATOR, Vote For 1									
	Rory HOULIHAN	0	0.00%	0	0.00%	10	4.98%	10	4.98%
	Jeff KENDER	0	0.00%	0	0.00%	13	6.37%	13	6.37%
	Ron LEACH	0	0.00%	0	0.00%	30	14.71%	30	14.71%
	Tom RECKTENWALD	0	0.00%	0	0.00%	29	14.22%	29	14.22%
	Grant T. SHORT	0	0.00%	0	0.00%	5	2.45%	5	2.45%
	Sallus WILDER	0	0.00%	0	0.00%	14	6.86%	14	6.86%
	Jim GRAY	0	0.00%	0	0.00%	103	50.49%	103	50.49%
	Cast Votes:	0	0.00%	0	0.00%	204	87.55%	204	87.55%
	Over Votes:	0	0.00%	0	0.00%	0	0.00%	0	0.00%
	Under Votes:	0	0.00%	0	0.00%	29	12.45%	29	12.45%

Precinct Report — Unofficial

PRESIDENTIAL PREFERENCE AND REGULAR PRIMARY — OFFICIAL BALLOT FOR BULLITT COUNTY — May 17, 2016

05/17/2016 07:32 PM

Total Number of Voters : 9,464 of 0 = 0.00%

Precincts Reporting 49 of 49 = 100.00%

Party	Candidate	Absentee		Early		Election		Total	
Precinct A198 (Ballots Cast: 142)									
UNITED STATES SENATOR, Vote For 1									
	Rand PAUL	0	0.00%	0	0.00%	33	94.29%	33	94.29%
	Stephen Howard SLAUGHTER	0	0.00%	0	0.00%	1	2.86%	1	2.86%
	James R. GOULD	0	0.00%	0	0.00%	1	2.86%	1	2.86%
	Cast Votes:	0	0.00%	0	0.00%	35	100.00%	35	100.00%
	Over Votes:	0	0.00%	0	0.00%	0	0.00%	0	0.00%
	Under Votes:	0	0.00%	0	0.00%	0	0.00%	0	0.00%
STATE REPRESENTATIVE 20th Representative District, Vote For 1									
	Russell WEBBER	0	0.00%	0	0.00%	25	71.43%	25	71.43%
	Brenda "Susie" BOARD	0	0.00%	0	0.00%	10	28.57%	10	28.57%
	Cast Votes:	0	0.00%	0	0.00%	35	100.00%	35	100.00%
	Over Votes:	0	0.00%	0	0.00%	0	0.00%	0	0.00%
	Under Votes:	0	0.00%	0	0.00%	0	0.00%	0	0.00%
PRESIDENT of the UNITED STATES, Vote For 1									
	Martin J. O'MALLEY	0	0.00%	0	0.00%	1	0.93%	1	0.93%
	Bernard "Bernie" SANDERS	0	0.00%	0	0.00%	47	43.93%	47	43.93%
	Hillary CLINTON	0	0.00%	0	0.00%	57	53.27%	57	53.27%
	Roque Rocky DE LA FUENTE	0	0.00%	0	0.00%	0	0.00%	0	0.00%
	"UNCOMMITTED"	0	0.00%	0	0.00%	2	1.87%	2	1.87%
	Cast Votes:	0	0.00%	0	0.00%	107	100.00%	107	100.00%
	Over Votes:	0	0.00%	0	0.00%	0	0.00%	0	0.00%
	Under Votes:	0	0.00%	0	0.00%	0	0.00%	0	0.00%
UNITED STATES SENATOR, Vote For 1									
	Rory HOULIHAN	0	0.00%	0	0.00%	4	4.04%	4	4.04%
	Jeff KENDER	0	0.00%	0	0.00%	3	3.03%	3	3.03%
	Ron LEACH	0	0.00%	0	0.00%	10	10.10%	10	10.10%
	Tom RECKTENWALD	0	0.00%	0	0.00%	12	12.12%	12	12.12%
	Grant T. SHORT	0	0.00%	0	0.00%	6	6.06%	6	6.06%
	Sellus WILDER	0	0.00%	0	0.00%	6	6.06%	6	6.06%
	Jim GRAY	0	0.00%	0	0.00%	58	58.59%	58	58.59%
	Cast Votes:	0	0.00%	0	0.00%	99	92.52%	99	92.52%
	Over Votes:	0	0.00%	0	0.00%	0	0.00%	0	0.00%
	Under Votes:	0	0.00%	0	0.00%	8	7.48%	8	7.48%

Precinct Report — Unofficial

PRESIDENTIAL PREFERENCE AND REGULAR PRIMARY — OFFICIAL BALLOT FOR BULLITT COUNTY — May 17, 2016

05/17/2016 07:32 PM

Total Number of Voters : 9,464 of 0 = 0.00%

Precincts Reporting 49 of 49 = 100.00%

Party	Candidate	Absentee		Early		Election		Total	
Precinct A110 (Ballots Cast: 30)									
UNITED STATES SENATOR, Vote For 1									
	Rand PAUL	0	0.00%	0	0.00%	4	80.00%	4	80.00%
	Stephen Howard SLAUGHTER	0	0.00%	0	0.00%	1	20.00%	1	20.00%
	James R. GOULD	0	0.00%	0	0.00%	0	0.00%	0	0.00%
	Cast Votes:	0	0.00%	0	0.00%	5	100.00%	5	100.00%
	Over Votes:	0	0.00%	0	0.00%	0	0.00%	0	0.00%
	Under Votes:	0	0.00%	0	0.00%	0	0.00%	0	0.00%
STATE REPRESENTATIVE 46th Representative District, Vote For 1									
	Jennifer L. STEPP	0	0.00%	0	0.00%	3	60.00%	3	60.00%
	Cast Votes:	0	0.00%	0	0.00%	5	100.00%	5	100.00%
	Over Votes:	0	0.00%	0	0.00%	0	0.00%	0	0.00%
	Under Votes:	0	0.00%	0	0.00%	0	0.00%	0	0.00%
PRESIDENT of the UNITED STATES, Vote For 1									
	Martin J. O'MALLEY	0	0.00%	0	0.00%	0	0.00%	0	0.00%
	Bernard "Bernie" SANDERS	0	0.00%	0	0.00%	13	54.17%	13	54.17%
	Hillary CLINTON	0	0.00%	0	0.00%	9	37.50%	9	37.50%
	Roque Rocky DE LA FUENTE	0	0.00%	0	0.00%	1	4.17%	1	4.17%
	"UNCOMMITTED"	0	0.00%	0	0.00%	1	4.17%	1	4.17%
	Cast Votes:	0	0.00%	0	0.00%	24	96.00%	24	96.00%
	Over Votes:	0	0.00%	0	0.00%	0	0.00%	0	0.00%
	Under Votes:	0	0.00%	0	0.00%	1	4.00%	1	4.00%
UNITED STATES SENATOR, Vote For 1									
	Rary HOULIHAN	0	0.00%	0	0.00%	0	0.00%	0	0.00%
	Jeff KENDER	0	0.00%	0	0.00%	1	4.55%	1	4.55%
	Ron LEACH	0	0.00%	0	0.00%	1	4.55%	1	4.55%
	Tom RECKTENWALD	0	0.00%	0	0.00%	3	13.64%	3	13.64%
	Grant T. SHORT	0	0.00%	0	0.00%	0	0.00%	0	0.00%
	Seiius WILDER	0	0.00%	0	0.00%	4	18.18%	4	18.18%
	Jim GRAY	0	0.00%	0	0.00%	13	59.09%	13	59.09%
	Cast Votes:	0	0.00%	0	0.00%	22	88.00%	22	88.00%
	Over Votes:	0	0.00%	0	0.00%	0	0.00%	0	0.00%
	Under Votes:	0	0.00%	0	0.00%	3	12.00%	3	12.00%
STATE REPRESENTATIVE 46th Representative District, Vote For 1									
	Jonathan CACCIATORE	0	0.00%	0	0.00%	6	25.00%	6	25.00%
	Linda Howlett BELCHER	0	0.00%	0	0.00%	18	75.00%	18	75.00%
	Cast Votes:	0	0.00%	0	0.00%	24	96.00%	24	96.00%
	Over Votes:	0	0.00%	0	0.00%	0	0.00%	0	0.00%
	Under Votes:	0	0.00%	0	0.00%	1	4.00%	1	4.00%

Precinct Report — Unofficial

PRESIDENTIAL PREFERENCE AND REGULAR PRIMARY — OFFICIAL BALLOT FOR BULLITT COUNTY — May 17, 2016

05/17/2016 07:32 PM

Total Number of Voters : 9,464 of 0 = 0.00%

Precincts Reporting 49 of 49 = 100.00%

Party	Candidate	Absentee		Early		Election		Total	
Precinct A111 (Ballots Cast: 178)									
UNITED STATES SENATOR, Vote For 1									
	Rand PAUL	0	0.00%	0	0.00%	32	71.11%	32	71.11%
	Stephen Howard SLAUGHTER	0	0.00%	0	0.00%	8	17.78%	8	17.78%
	James R. GOULD	0	0.00%	0	0.00%	5	11.11%	5	11.11%
	Cast Votes:	0	0.00%	0	0.00%	45	100.00%	45	100.00%
	Over Votes:	0	0.00%	0	0.00%	0	0.00%	0	0.00%
	Under Votes:	0	0.00%	0	0.00%	0	0.00%	0	0.00%
STATE REPRESENTATIVE 49th Representative District, Vote For 1									
	Jennifer L. STEPP	0	0.00%	0	0.00%	35	83.33%	35	83.33%
	Cast Votes:	0	0.00%	0	0.00%	42	93.33%	42	93.33%
	Over Votes:	0	0.00%	0	0.00%	0	0.00%	0	0.00%
	Under Votes:	0	0.00%	0	0.00%	3	6.67%	3	6.67%
PRESIDENT of the UNITED STATES, Vote For 1									
	Martin J. O'MALLEY	0	0.00%	0	0.00%	3	2.26%	3	2.26%
	Bernard "Bernie" SANDERS	0	0.00%	0	0.00%	65	48.87%	65	48.87%
	Hillary CLINTON	0	0.00%	0	0.00%	59	44.36%	59	44.36%
	Roque Rocky DE LA FUENTE	0	0.00%	0	0.00%	1	0.75%	1	0.75%
	"UNCOMMITTED"	0	0.00%	0	0.00%	5	3.76%	5	3.76%
	Cast Votes:	0	0.00%	0	0.00%	133	100.00%	133	100.00%
	Over Votes:	0	0.00%	0	0.00%	0	0.00%	0	0.00%
	Under Votes:	0	0.00%	0	0.00%	0	0.00%	0	0.00%
UNITED STATES SENATOR, Vote For 1									
	Rory HOULIHAN	0	0.00%	0	0.00%	10	8.06%	10	8.06%
	Jeff KENDER	0	0.00%	0	0.00%	14	11.29%	14	11.29%
	Ron LEACH	0	0.00%	0	0.00%	22	17.74%	22	17.74%
	Tom RECKTENWALD	0	0.00%	0	0.00%	11	8.87%	11	8.87%
	Grant T. SHORT	0	0.00%	0	0.00%	8	6.45%	8	6.45%
	Sellus WILDER	0	0.00%	0	0.00%	14	11.29%	14	11.29%
	Jim GRAY	0	0.00%	0	0.00%	45	36.29%	45	36.29%
	Cast Votes:	0	0.00%	0	0.00%	124	93.23%	124	93.23%
	Over Votes:	0	0.00%	0	0.00%	0	0.00%	0	0.00%
	Under Votes:	0	0.00%	0	0.00%	9	6.77%	9	6.77%
STATE REPRESENTATIVE 49th Representative District, Vote For 1									
	Jonathon CACCIATORE	0	0.00%	0	0.00%	16	12.70%	16	12.70%
	Linda Howlett BELCHER	0	0.00%	0	0.00%	110	87.30%	110	87.30%
	Cast Votes:	0	0.00%	0	0.00%	126	94.74%	126	94.74%
	Over Votes:	0	0.00%	0	0.00%	0	0.00%	0	0.00%
	Under Votes:	0	0.00%	0	0.00%	7	5.26%	7	5.26%

Precinct Report — Unofficial

PRESIDENTIAL PREFERENCE AND REGULAR PRIMARY — OFFICIAL BALLOT FOR BULLITT COUNTY — May 17, 2016

05/17/2016 07:32 PM

Total Number of Voters : 9,464 of 0 = 0.00%

Precincts Reporting 49 of 49 = 100.00%

Party	Candidate	Absentee		Early		Election		Total	
Precinct A112 (Ballots Cast: 272)									
UNITED STATES SENATOR, Vote For 1									
	Rand PAUL	0	0.00%	0	0.00%	86	91.49%	86	91.49%
	Stephen Howard SLAUGHTER	0	0.00%	0	0.00%	4	4.26%	4	4.26%
	James R. GOULD	0	0.00%	0	0.00%	4	4.26%	4	4.26%
	Cast Votes:	0	0.00%	0	0.00%	94	97.92%	94	97.92%
	Over Votes:	0	0.00%	0	0.00%	0	0.00%	0	0.00%
	Under Votes:	0	0.00%	0	0.00%	2	2.08%	2	2.08%
STATE REPRESENTATIVE 28th Representative District, Vote For 1									
	Russell WEBBER	0	0.00%	0	0.00%	84	90.32%	84	90.32%
	Brenda "Susie" BOARD	0	0.00%	0	0.00%	9	9.68%	9	9.68%
	Cast Votes:	0	0.00%	0	0.00%	93	96.88%	93	96.88%
	Over Votes:	0	0.00%	0	0.00%	0	0.00%	0	0.00%
	Under Votes:	0	0.00%	0	0.00%	3	3.13%	3	3.13%
PRESIDENT of the UNITED STATES, Vote For 1									
	Martin J. O'MALLEY	0	0.00%	0	0.00%	2	1.14%	2	1.14%
	Bernard "Bernie" SANDERS	0	0.00%	0	0.00%	88	50.29%	88	50.29%
	Hillary CLINTON	0	0.00%	0	0.00%	75	42.86%	75	42.86%
	Roque Rocky DE LA FUENTE	0	0.00%	0	0.00%	0	0.00%	0	0.00%
	"UNCOMMITTED"	0	0.00%	0	0.00%	10	5.71%	10	5.71%
	Cast Votes:	0	0.00%	0	0.00%	175	99.43%	175	99.43%
	Over Votes:	0	0.00%	0	0.00%	0	0.00%	0	0.00%
	Under Votes:	0	0.00%	0	0.00%	1	0.57%	1	0.57%
UNITED STATES SENATOR, Vote For 1									
	Rory HOULIHAN	0	0.00%	0	0.00%	4	2.56%	4	2.56%
	Jeff KENDER	0	0.00%	0	0.00%	14	8.97%	14	8.97%
	Ron LEACH	0	0.00%	0	0.00%	22	14.10%	22	14.10%
	Tom RECKTENWALD	0	0.00%	0	0.00%	17	10.90%	17	10.90%
	Grant T. SHORT	0	0.00%	0	0.00%	4	2.56%	4	2.56%
	Sellus WILDER	0	0.00%	0	0.00%	14	8.97%	14	8.97%
	Jim GRAY	0	0.00%	0	0.00%	81	51.92%	81	51.92%
	Cast Votes:	0	0.00%	0	0.00%	156	88.64%	156	88.64%
	Over Votes:	0	0.00%	0	0.00%	0	0.00%	0	0.00%
	Under Votes:	0	0.00%	0	0.00%	20	11.36%	20	11.36%

Precinct Report — Unofficial

PRESIDENTIAL PREFERENCE AND REGULAR PRIMARY — OFFICIAL BALLOT FOR BULLITT COUNTY — May 17, 2016

05/17/2016 07:32 PM

Total Number of Voters : 9,464 of 0 = 0.00%

Precincts Reporting 49 of 49 = 100.00%

Party	Candidate	Absentee		Early		Election		Total	
Precinct A113 (Ballots Cast: 229)									
UNITED STATES SENATOR, Vote For 1									
	Rand PAUL	0	0.00%	0	0.00%	46	77.97%	46	77.97%
	Stephen Howard SLAUGHTER	0	0.00%	0	0.00%	5	8.47%	5	8.47%
	James R. GOULD	0	0.00%	0	0.00%	8	13.56%	8	13.56%
	Cast Votes:	0	0.00%	0	0.00%	59	98.33%	59	98.33%
	Over Votes:	0	0.00%	0	0.00%	0	0.00%	0	0.00%
	Under Votes:	0	0.00%	0	0.00%	1	1.67%	1	1.67%
STATE REPRESENTATIVE 46th Representative District, Vote For 1									
	Jennifer L. STEPP	0	0.00%	0	0.00%	22	42.31%	22	42.31%
	Cast Votes:	0	0.00%	0	0.00%	52	86.67%	52	86.67%
	Over Votes:	0	0.00%	0	0.00%	0	0.00%	0	0.00%
	Under Votes:	0	0.00%	0	0.00%	8	13.33%	8	13.33%
PRESIDENT of the UNITED STATES, Vote For 1									
	Martin J. O'MALLEY	0	0.00%	0	0.00%	1	0.60%	1	0.60%
	Bernard "Bernie" SANDERS	0	0.00%	0	0.00%	90	53.57%	90	53.57%
	Hillary CLINTON	0	0.00%	0	0.00%	66	39.29%	66	39.29%
	Roque Rocky DE LA FUENTE	0	0.00%	0	0.00%	1	0.60%	1	0.60%
	"UNCOMMITTED"	0	0.00%	0	0.00%	10	5.95%	10	5.95%
	Cast Votes:	0	0.00%	0	0.00%	168	99.41%	168	99.41%
	Over Votes:	0	0.00%	0	0.00%	0	0.00%	0	0.00%
	Under Votes:	0	0.00%	0	0.00%	1	0.59%	1	0.59%
UNITED STATES SENATOR, Vote For 1									
	Rory HOULIHAN	0	0.00%	0	0.00%	7	4.76%	7	4.76%
	Jeff KENDER	0	0.00%	0	0.00%	3	2.04%	3	2.04%
	Ron LEACH	0	0.00%	0	0.00%	19	12.93%	19	12.93%
	Tom RECKTENWALD	0	0.00%	0	0.00%	13	8.84%	13	8.84%
	Grant T. SHORT	0	0.00%	0	0.00%	4	2.72%	4	2.72%
	Sellus WILDER	0	0.00%	0	0.00%	11	7.48%	11	7.48%
	Jim GRAY	0	0.00%	0	0.00%	90	61.22%	90	61.22%
	Cast Votes:	0	0.00%	0	0.00%	147	86.98%	147	86.98%
	Over Votes:	0	0.00%	0	0.00%	0	0.00%	0	0.00%
	Under Votes:	0	0.00%	0	0.00%	22	13.02%	22	13.02%
STATE REPRESENTATIVE 46th Representative District, Vote For 1									
	Jonathan CACCIATORE	0	0.00%	0	0.00%	33	20.25%	33	20.25%
	Linda Howlett BELCHER	0	0.00%	0	0.00%	130	79.75%	130	79.75%
	Cast Votes:	0	0.00%	0	0.00%	163	96.45%	163	96.45%
	Over Votes:	0	0.00%	0	0.00%	0	0.00%	0	0.00%
	Under Votes:	0	0.00%	0	0.00%	6	3.55%	6	3.55%

Precinct Report — Unofficial

PRESIDENTIAL PREFERENCE AND REGULAR PRIMARY — OFFICIAL BALLOT FOR BULLITT COUNTY — May 17, 2016

05/17/2016 07:32 PM

Total Number of Voters : 9,464 of 0 = 0.00%

Precincts Reporting 49 of 49 = 100.00%

Party	Candidate	Absentee		Early		Election		Total	
Precinct B101 (Ballots Cast: 83)									
UNITED STATES SENATOR, Vote For 1									
	Rand PAUL	0	0.00%	0	0.00%	16	80.00%	16	80.00%
	Stephen Howard SLAUGHTER	0	0.00%	0	0.00%	3	15.00%	3	15.00%
	James R. GOULD	0	0.00%	0	0.00%	1	5.00%	1	5.00%
	Cast Votes:	0	0.00%	0	0.00%	20	100.00%	20	100.00%
	Over Votes:	0	0.00%	0	0.00%	0	0.00%	0	0.00%
	Under Votes:	0	0.00%	0	0.00%	0	0.00%	0	0.00%
STATE REPRESENTATIVE 40th Representative District, Vote For 1									
	Jennifer L. STEPP	0	0.00%	0	0.00%	8	42.11%	8	42.11%
	Cast Votes:	0	0.00%	0	0.00%	19	95.00%	19	95.00%
	Over Votes:	0	0.00%	0	0.00%	0	0.00%	0	0.00%
	Under Votes:	0	0.00%	0	0.00%	1	5.00%	1	5.00%
PRESIDENT of the UNITED STATES, Vote For 1									
	Martin J. O'MALLEY	0	0.00%	0	0.00%	0	0.00%	0	0.00%
	Bernard "Bernie" SANDERS	0	0.00%	0	0.00%	32	53.33%	32	53.33%
	Hillary CLINTON	0	0.00%	0	0.00%	28	46.67%	28	46.67%
	Roque Rocky DE LA FUENTE	0	0.00%	0	0.00%	0	0.00%	0	0.00%
	"UNCOMMITTED"	0	0.00%	0	0.00%	0	0.00%	0	0.00%
	Cast Votes:	0	0.00%	0	0.00%	60	95.24%	60	95.24%
	Over Votes:	0	0.00%	0	0.00%	0	0.00%	0	0.00%
	Under Votes:	0	0.00%	0	0.00%	3	4.76%	3	4.76%
UNITED STATES SENATOR, Vote For 1									
	Rory HOULIHAN	0	0.00%	0	0.00%	0	0.00%	0	0.00%
	Jeff KENDER	0	0.00%	0	0.00%	2	3.70%	2	3.70%
	Ron LEACH	0	0.00%	0	0.00%	7	12.96%	7	12.96%
	Tom RECKTENWALD	0	0.00%	0	0.00%	10	18.52%	10	18.52%
	Grant T. SHORT	0	0.00%	0	0.00%	0	0.00%	0	0.00%
	Sellus WILDER	0	0.00%	0	0.00%	13	24.07%	13	24.07%
	Jim GRAY	0	0.00%	0	0.00%	22	40.74%	22	40.74%
	Cast Votes:	0	0.00%	0	0.00%	54	85.71%	54	85.71%
	Over Votes:	0	0.00%	0	0.00%	0	0.00%	0	0.00%
	Under Votes:	0	0.00%	0	0.00%	9	14.29%	9	14.29%
STATE REPRESENTATIVE 49th Representative District, Vote For 1									
	Jonathan CACCIATORE	0	0.00%	0	0.00%	10	17.86%	10	17.86%
	Linda Howlett BELCHER	0	0.00%	0	0.00%	46	82.14%	46	82.14%
	Cast Votes:	0	0.00%	0	0.00%	56	88.89%	56	88.89%
	Over Votes:	0	0.00%	0	0.00%	0	0.00%	0	0.00%
	Under Votes:	0	0.00%	0	0.00%	7	11.11%	7	11.11%

Precinct Report — Unofficial

PRESIDENTIAL PREFERENCE AND REGULAR PRIMARY — OFFICIAL BALLOT FOR BULLITT COUNTY — May 17, 2016

05/17/2016 07:32 PM

Total Number of Voters : 9,464 of 0 = 0.00%

Precincts Reporting 49 of 49 = 100.00%

Party	Candidate	Absentee		Early		Election		Total	
Precinct B102 (Ballots Cast: 231)									
UNITED STATES SENATOR, Vote For 1									
	Rand PAUL	0	0.00%	0	0.00%	66	90.41%	66	90.41%
	Stephen Howard SLAUGHTER	0	0.00%	0	0.00%	5	6.85%	5	6.85%
	James R. GOULD	0	0.00%	0	0.00%	2	2.74%	2	2.74%
	Cast Votes:	0	0.00%	0	0.00%	73	100.00%	73	100.00%
	Over Votes:	0	0.00%	0	0.00%	0	0.00%	0	0.00%
	Under Votes:	0	0.00%	0	0.00%	0	0.00%	0	0.00%
STATE REPRESENTATIVE 49th Representative District, Vote For 1									
	Jennifer L. STEPP	0	0.00%	0	0.00%	27	38.57%	27	38.57%
	Cast Votes:	0	0.00%	0	0.00%	70	95.89%	70	95.89%
	Over Votes:	0	0.00%	0	0.00%	0	0.00%	0	0.00%
	Under Votes:	0	0.00%	0	0.00%	3	4.11%	3	4.11%
PRESIDENT of the UNITED STATES, Vote For 1									
	Martin J. O'MALLEY	0	0.00%	0	0.00%	5	3.21%	5	3.21%
	Bernard "Bernie" SANDERS	0	0.00%	0	0.00%	72	46.15%	72	46.15%
	Hillary CLINTON	0	0.00%	0	0.00%	75	48.08%	75	48.08%
	Roque Rocky DE LA FUENTE	0	0.00%	0	0.00%	0	0.00%	0	0.00%
	"UNCOMMITTED"	0	0.00%	0	0.00%	4	2.56%	4	2.56%
	Cast Votes:	0	0.00%	0	0.00%	156	98.73%	156	98.73%
	Over Votes:	0	0.00%	0	0.00%	0	0.00%	0	0.00%
	Under Votes:	0	0.00%	0	0.00%	2	1.27%	2	1.27%
UNITED STATES SENATOR, Vote For 1									
	Rory HOULIHAN	0	0.00%	0	0.00%	5	3.62%	5	3.62%
	Jeff KENDER	0	0.00%	0	0.00%	7	5.07%	7	5.07%
	Ron LEACH	0	0.00%	0	0.00%	15	10.87%	15	10.87%
	Tom RECKTENWALD	0	0.00%	0	0.00%	22	15.94%	22	15.94%
	Grant T. SHORT	0	0.00%	0	0.00%	1	0.72%	1	0.72%
	Saliva WILDER	0	0.00%	0	0.00%	16	11.59%	16	11.59%
	Jim GRAY	0	0.00%	0	0.00%	72	52.17%	72	52.17%
	Cast Votes:	0	0.00%	0	0.00%	138	87.34%	138	87.34%
	Over Votes:	0	0.00%	0	0.00%	0	0.00%	0	0.00%
	Under Votes:	0	0.00%	0	0.00%	20	12.66%	20	12.66%
STATE REPRESENTATIVE 49th Representative District, Vote For 1									
	Jonathon CACCIATORE	0	0.00%	0	0.00%	21	14.09%	21	14.09%
	Linda Howlett BELCHER	0	0.00%	0	0.00%	128	85.91%	128	85.91%
	Cast Votes:	0	0.00%	0	0.00%	149	94.30%	149	94.30%
	Over Votes:	0	0.00%	0	0.00%	0	0.00%	0	0.00%
	Under Votes:	0	0.00%	0	0.00%	9	5.70%	9	5.70%

Precinct Report — Unofficial

PRESIDENTIAL PREFERENCE AND REGULAR PRIMARY — OFFICIAL BALLOT FOR BULLITT COUNTY — May 17, 2016

05/17/2016 07:32 PM

Total Number of Voters : 9,464 of 0 = 0.00%

Precincts Reporting 49 of 49 = 100.00%

Party	Candidate	Absentee		Early		Election		Total	
Precinct B103 (Ballots Cast: 279)									
UNITED STATES SENATOR, Vote For 1									
	Rand PAUL	0	0.00%	0	0.00%	73	89.02%	73	89.02%
	Stephen Howard SLAUGHTER	0	0.00%	0	0.00%	4	4.88%	4	4.88%
	James R. GOULD	0	0.00%	0	0.00%	5	6.10%	5	6.10%
	Cast Votes:	0	0.00%	0	0.00%	82	100.00%	82	100.00%
	Over Votes:	0	0.00%	0	0.00%	0	0.00%	0	0.00%
	Under Votes:	0	0.00%	0	0.00%	0	0.00%	0	0.00%
STATE REPRESENTATIVE 26th Representative District, Vote For 1									
	Russell WEBBER	0	0.00%	0	0.00%	65	83.33%	65	83.33%
	Brenda "Susie" BOARD	0	0.00%	0	0.00%	13	16.67%	13	16.67%
	Cast Votes:	0	0.00%	0	0.00%	78	95.12%	78	95.12%
	Over Votes:	0	0.00%	0	0.00%	0	0.00%	0	0.00%
	Under Votes:	0	0.00%	0	0.00%	4	4.88%	4	4.88%
PRESIDENT of the UNITED STATES, Vote For 1									
	Martin J. O'MALLEY	0	0.00%	0	0.00%	3	1.53%	3	1.53%
	Bernard "Bernie" SANDERS	0	0.00%	0	0.00%	86	43.88%	86	43.88%
	Hillary CLINTON	0	0.00%	0	0.00%	95	48.47%	96	48.47%
	Roque Rocky DE LA FUENTE	0	0.00%	0	0.00%	2	1.02%	2	1.02%
	"UNCOMMITTED"	0	0.00%	0	0.00%	10	5.10%	10	5.10%
	Cast Votes:	0	0.00%	0	0.00%	196	99.49%	196	99.49%
	Over Votes:	0	0.00%	0	0.00%	0	0.00%	0	0.00%
	Under Votes:	0	0.00%	0	0.00%	1	0.51%	1	0.51%
UNITED STATES SENATOR, Vote For 1									
	Rory HOULIHAN	0	0.00%	0	0.00%	7	4.19%	7	4.19%
	Jeff KENDER	0	0.00%	0	0.00%	12	7.19%	12	7.19%
	Ron LEACH	0	0.00%	0	0.00%	14	8.38%	14	8.38%
	Tom RECKTENWALD	0	0.00%	0	0.00%	16	9.58%	16	9.58%
	Grant T. SHORT	0	0.00%	0	0.00%	5	2.99%	5	2.99%
	Sellus WILDER	0	0.00%	0	0.00%	17	10.18%	17	10.18%
	Jim GRAY	0	0.00%	0	0.00%	96	57.49%	96	57.49%
	Cast Votes:	0	0.00%	0	0.00%	167	84.77%	167	84.77%
	Over Votes:	0	0.00%	0	0.00%	1	0.51%	1	0.51%
	Under Votes:	0	0.00%	0	0.00%	29	14.72%	29	14.72%

Precinct Report — Unofficial

PRESIDENTIAL PREFERENCE AND REGULAR PRIMARY — OFFICIAL BALLOT FOR BULLITT COUNTY — May 17, 2016

05/17/2016 07:32 PM

Total Number of Voters : 9,464 of 0 = 0.00%

Precincts Reporting 49 of 49 = 100.00%

Party	Candidate	Absentee		Early		Election		Total	
Precinct B184 (Ballots Cast: 294)									
UNITED STATES SENATOR, Vote For 1									
	Rand PAUL	0	0.00%	0	0.00%	85	85.00%	85	85.00%
	Stephen Howard SLAUGHTER	0	0.00%	0	0.00%	11	11.00%	11	11.00%
	James R. GOULD	0	0.00%	0	0.00%	4	4.00%	4	4.00%
	Cast Votes:	0	0.00%	0	0.00%	100	100.00%	100	100.00%
	Over Votes:	0	0.00%	0	0.00%	0	0.00%	0	0.00%
	Under Votes:	0	0.00%	0	0.00%	0	0.00%	0	0.00%
STATE REPRESENTATIVE 40th Representative District, Vote For 1									
	Jennifer L. STEPP	0	0.00%	0	0.00%	36	38.04%	36	38.04%
	Cast Votes:	0	0.00%	0	0.00%	92	92.00%	92	92.00%
	Over Votes:	0	0.00%	0	0.00%	1	1.00%	1	1.00%
	Under Votes:	0	0.00%	0	0.00%	7	7.00%	7	7.00%
PRESIDENT of the UNITED STATES, Vote For 1									
	Martin J. O'MALLEY	0	0.00%	0	0.00%	2	1.04%	2	1.04%
	Bernard "Bernie" SANDERS	0	0.00%	0	0.00%	75	38.86%	75	38.86%
	Hillary CLINTON	0	0.00%	0	0.00%	105	54.40%	105	54.40%
	Roque Rocky DE LA FUENTE	0	0.00%	0	0.00%	0	0.00%	0	0.00%
	"UNCOMMITTED"	0	0.00%	0	0.00%	11	5.70%	11	5.70%
	Cast Votes:	0	0.00%	0	0.00%	193	99.48%	193	99.48%
	Over Votes:	0	0.00%	0	0.00%	0	0.00%	0	0.00%
	Under Votes:	0	0.00%	0	0.00%	1	0.52%	1	0.52%
UNITED STATES SENATOR, Vote For 1									
	Rory HOULIHAN	0	0.00%	0	0.00%	3	1.72%	3	1.72%
	Jeff KENDER	0	0.00%	0	0.00%	13	7.47%	13	7.47%
	Ron LEACH	0	0.00%	0	0.00%	17	9.77%	17	9.77%
	Tom RECKTENWALD	0	0.00%	0	0.00%	30	17.24%	30	17.24%
	Grant T. SHORT	0	0.00%	0	0.00%	5	2.87%	5	2.87%
	Sellus WILDER	0	0.00%	0	0.00%	8	4.60%	8	4.60%
	Jim GRAY	0	0.00%	0	0.00%	98	56.32%	98	56.32%
	Cast Votes:	0	0.00%	0	0.00%	174	89.69%	174	89.69%
	Over Votes:	0	0.00%	0	0.00%	0	0.00%	0	0.00%
	Under Votes:	0	0.00%	0	0.00%	20	10.31%	20	10.31%
STATE REPRESENTATIVE 40th Representative District, Vote For 1									
	Jonathan CACCIATORE	0	0.00%	0	0.00%	39	21.31%	39	21.31%
	Linda Howlett BELCHER	0	0.00%	0	0.00%	144	78.69%	144	78.69%
	Cast Votes:	0	0.00%	0	0.00%	183	94.33%	183	94.33%
	Over Votes:	0	0.00%	0	0.00%	0	0.00%	0	0.00%
	Under Votes:	0	0.00%	0	0.00%	11	5.67%	11	5.67%

Precinct Report — Unofficial

PRESIDENTIAL PREFERENCE AND REGULAR PRIMARY — OFFICIAL BALLOT FOR BULLITT COUNTY — May 17, 2016

05/17/2016 07:32 PM

Total Number of Voters : 9,464 of 0 = 0.00%

Precincts Reporting 49 of 49 = 100.00%

Party	Candidate	Absentee		Early		Election		Total	
Precinct B108 (Ballots Cast: 352)									
UNITED STATES SENATOR, Vote For 1									
	Rand PAUL	0	0.00%	0	0.00%	113	89.68%	113	89.68%
	Stephen Howard SLAUGHTER	0	0.00%	0	0.00%	8	6.35%	8	6.35%
	James R. GOULD	0	0.00%	0	0.00%	5	3.97%	5	3.97%
	Cast Votes:	0	0.00%	0	0.00%	126	100.00%	126	100.00%
	Over Votes:	0	0.00%	0	0.00%	0	0.00%	0	0.00%
	Under Votes:	0	0.00%	0	0.00%	0	0.00%	0	0.00%
STATE REPRESENTATIVE 20th Representative District, Vote For 1									
	Russell WEBBER	0	0.00%	0	0.00%	114	91.20%	114	91.20%
	Brenda "Susie" BOARD	0	0.00%	0	0.00%	11	8.80%	11	8.80%
	Cast Votes:	0	0.00%	0	0.00%	125	99.21%	125	99.21%
	Over Votes:	0	0.00%	0	0.00%	0	0.00%	0	0.00%
	Under Votes:	0	0.00%	0	0.00%	1	0.79%	1	0.79%
PRESIDENT of the UNITED STATES, Vote For 1									
	Martin J. O'MALLEY	0	0.00%	0	0.00%	2	0.89%	2	0.89%
	Bernard "Bernie" SANDERS	0	0.00%	0	0.00%	92	41.07%	92	41.07%
	Hillary CLINTON	0	0.00%	0	0.00%	124	55.36%	124	55.36%
	Roque Rocky DE LA FUENTE	0	0.00%	0	0.00%	0	0.00%	0	0.00%
	"UNCOMMITTED"	0	0.00%	0	0.00%	6	2.68%	6	2.68%
	Cast Votes:	0	0.00%	0	0.00%	224	99.12%	224	99.12%
	Over Votes:	0	0.00%	0	0.00%	0	0.00%	0	0.00%
	Under Votes:	0	0.00%	0	0.00%	2	0.88%	2	0.88%
UNITED STATES SENATOR, Vote For 1									
	Rory HOULIHAN	0	0.00%	0	0.00%	10	5.03%	10	5.03%
	Jeff KENDER	0	0.00%	0	0.00%	16	8.04%	16	8.04%
	Ron LEACH	0	0.00%	0	0.00%	25	12.56%	25	12.56%
	Tom RECKTENWALD	0	0.00%	0	0.00%	18	9.05%	18	9.05%
	Grant T. SHORT	0	0.00%	0	0.00%	10	5.03%	10	5.03%
	Sellus WILDER	0	0.00%	0	0.00%	12	6.03%	12	6.03%
	Jim GRAY	0	0.00%	0	0.00%	108	54.27%	108	54.27%
	Cast Votes:	0	0.00%	0	0.00%	199	88.05%	199	88.05%
	Over Votes:	0	0.00%	0	0.00%	0	0.00%	0	0.00%
	Under Votes:	0	0.00%	0	0.00%	27	11.95%	27	11.95%

Precinct Report — Unofficial

PRESIDENTIAL PREFERENCE AND REGULAR PRIMARY — OFFICIAL BALLOT FOR BULLITT COUNTY — May 17, 2016

05/17/2016 07:32 PM

Total Number of Voters : 9,464 of 0 = 0.00%

Precincts Reporting 49 of 49 = 100.00%

Party	Candidate	Absentee		Early		Election		Total	
Precinct B109 (Ballots Cast: 200)									
UNITED STATES SENATOR, Vote For 1									
	Rand PAUL	0	0.00%	0	0.00%	89	89.90%	89	89.90%
	Stephen Howard SLAUGHTER	0	0.00%	0	0.00%	5	5.05%	5	5.05%
	James R. GOULD	0	0.00%	0	0.00%	5	5.05%	5	5.05%
	Cast Votes:	0	0.00%	0	0.00%	99	100.00%	99	100.00%
	Over Votes:	0	0.00%	0	0.00%	0	0.00%	0	0.00%
	Under Votes:	0	0.00%	0	0.00%	0	0.00%	0	0.00%
PRESIDENT of the UNITED STATES, Vote For 1									
	Martin J. O'MALLEY	0	0.00%	0	0.00%	4	2.11%	4	2.11%
	Bernard "Bernie" SANDERS	0	0.00%	0	0.00%	93	48.95%	93	48.95%
	Hillary CLINTON	0	0.00%	0	0.00%	83	43.68%	83	43.68%
	Roque Rocky DE LA FUENTE	0	0.00%	0	0.00%	0	0.00%	0	0.00%
	"UNCOMMITTED"	0	0.00%	0	0.00%	10	5.26%	10	5.26%
	Cast Votes:	0	0.00%	0	0.00%	190	99.48%	190	99.48%
	Over Votes:	0	0.00%	0	0.00%	0	0.00%	0	0.00%
	Under Votes:	0	0.00%	0	0.00%	1	0.52%	1	0.52%
UNITED STATES SENATOR, Vote For 1									
	Rory HOULIHAN	0	0.00%	0	0.00%	9	5.14%	9	5.14%
	Jeff KENDER	0	0.00%	0	0.00%	9	5.14%	9	5.14%
	Ron LEACH	0	0.00%	0	0.00%	18	10.29%	18	10.29%
	Tom RECKTENWALD	0	0.00%	0	0.00%	34	19.43%	34	19.43%
	Grant T. SHORT	0	0.00%	0	0.00%	4	2.29%	4	2.29%
	Sellus WILDER	0	0.00%	0	0.00%	12	6.86%	12	6.86%
	Jim GRAY	0	0.00%	0	0.00%	89	50.86%	89	50.86%
	Cast Votes:	0	0.00%	0	0.00%	175	91.62%	175	91.62%
	Over Votes:	0	0.00%	0	0.00%	0	0.00%	0	0.00%
	Under Votes:	0	0.00%	0	0.00%	16	8.38%	16	8.38%

Precinct Report — Unofficial

PRESIDENTIAL PREFERENCE AND REGULAR PRIMARY — OFFICIAL BALLOT FOR BULLITT COUNTY — May 17, 2016

05/17/2016 07:32 PM

Total Number of Voters : 9,464 of 0 = 0.00%

Precincts Reporting 49 of 49 = 100.00%

Party	Candidate	Absentee		Early		Election		Total	
Precinct B110 (Ballots Cast: 242)									
UNITED STATES SENATOR, Vote For 1									
	Rand PAUL	0	0.00%	0	0.00%	60	85.71%	60	85.71%
	Stephen Howard SLAUGHTER	0	0.00%	0	0.00%	7	10.00%	7	10.00%
	James R. GOULD	0	0.00%	0	0.00%	3	4.29%	3	4.29%
	Cast Votes:	0	0.00%	0	0.00%	70	100.00%	70	100.00%
	Over Votes:	0	0.00%	0	0.00%	0	0.00%	0	0.00%
	Under Votes:	0	0.00%	0	0.00%	0	0.00%	0	0.00%
STATE REPRESENTATIVE 40th Representative District, Vote For 1									
	Jennifer L. STEPP	0	0.00%	0	0.00%	50	76.92%	50	76.92%
	Cast Votes:	0	0.00%	0	0.00%	60	92.86%	60	92.86%
	Over Votes:	0	0.00%	0	0.00%	0	0.00%	0	0.00%
	Under Votes:	0	0.00%	0	0.00%	5	7.14%	5	7.14%
PRESIDENT of the UNITED STATES, Vote For 1									
	Martin J. O'MALLEY	0	0.00%	0	0.00%	2	1.17%	2	1.17%
	Bernard "Bernie" SANDERS	0	0.00%	0	0.00%	87	50.88%	87	50.88%
	Hillary CLINTON	0	0.00%	0	0.00%	78	45.61%	78	45.61%
	Roque Rocky DE LA FUENTE	0	0.00%	0	0.00%	0	0.00%	0	0.00%
	"UNCOMMITTED"	0	0.00%	0	0.00%	4	2.34%	4	2.34%
	Cast Votes:	0	0.00%	0	0.00%	171	99.42%	171	99.42%
	Over Votes:	0	0.00%	0	0.00%	0	0.00%	0	0.00%
	Under Votes:	0	0.00%	0	0.00%	1	0.58%	1	0.58%
UNITED STATES SENATOR, Vote For 1									
	Rory HOULIHAN	0	0.00%	0	0.00%	4	2.56%	4	2.56%
	Jeff KENDER	0	0.00%	0	0.00%	11	7.10%	11	7.10%
	Ron LEACH	0	0.00%	0	0.00%	16	10.32%	16	10.32%
	Tom RECKTENWALD	0	0.00%	0	0.00%	19	12.26%	19	12.26%
	Grant T. SHORT	0	0.00%	0	0.00%	7	4.52%	7	4.52%
	Sellus WILDER	0	0.00%	0	0.00%	24	15.48%	24	15.48%
	Jim GRAY	0	0.00%	0	0.00%	74	47.74%	74	47.74%
	Cast Votes:	0	0.00%	0	0.00%	156	90.12%	156	90.12%
	Over Votes:	0	0.00%	0	0.00%	0	0.00%	0	0.00%
	Under Votes:	0	0.00%	0	0.00%	17	9.88%	17	9.88%
STATE REPRESENTATIVE 40th Representative District, Vote For 1									
	Jonathan CACCIATORE	0	0.00%	0	0.00%	34	21.12%	34	21.12%
	Linda Howlett BELCHER	0	0.00%	0	0.00%	127	78.88%	127	78.88%
	Cast Votes:	0	0.00%	0	0.00%	161	93.60%	161	93.60%
	Over Votes:	0	0.00%	0	0.00%	0	0.00%	0	0.00%
	Under Votes:	0	0.00%	0	0.00%	11	6.40%	11	6.40%

Precinct Report — Unofficial

PRESIDENTIAL PREFERENCE AND REGULAR PRIMARY — OFFICIAL BALLOT FOR BULLITT COUNTY — May 17, 2016

05/17/2016 07:32 PM

Total Number of Voters : 9,464 of 0 = 0.00%

Precincts Reporting 49 of 49 = 100.00%

Party	Candidate	Absentee		Early		Election		Total	
Precinct B111 (Ballots Cast: 248)									
UNITED STATES SENATOR, Vote For 1									
	Rand PAUL	0	0.00%	0	0.00%	78	92.86%	78	92.86%
	Stephen Howard SLAUGHTER	0	0.00%	0	0.00%	2	2.38%	2	2.38%
	James R. GOULD	0	0.00%	0	0.00%	4	4.76%	4	4.76%
	Cast Votes:	0	0.00%	0	0.00%	84	100.00%	84	100.00%
	Over Votes:	0	0.00%	0	0.00%	0	0.00%	0	0.00%
	Under Votes:	0	0.00%	0	0.00%	0	0.00%	0	0.00%
STATE REPRESENTATIVE 49th Representative District, Vote For 1									
	Jennifer L. STEPP	0	0.00%	0	0.00%	32	38.02%	32	38.02%
	Cast Votes:	0	0.00%	0	0.00%	82	97.62%	82	97.62%
	Over Votes:	0	0.00%	0	0.00%	0	0.00%	0	0.00%
	Under Votes:	0	0.00%	0	0.00%	2	2.38%	2	2.38%
PRESIDENT of the UNITED STATES, Vote For 1									
	Martin J. O'MALLEY	0	0.00%	0	0.00%	1	0.61%	1	0.61%
	Bernard "Bernie" SANDERS	0	0.00%	0	0.00%	87	53.37%	87	53.37%
	Hillary CLINTON	0	0.00%	0	0.00%	67	41.10%	67	41.10%
	Roque Rocky DE LA FUENTE	0	0.00%	0	0.00%	0	0.00%	0	0.00%
	"UNCOMMITTED"	0	0.00%	0	0.00%	8	4.91%	8	4.91%
	Cast Votes:	0	0.00%	0	0.00%	163	99.39%	163	99.39%
	Over Votes:	0	0.00%	0	0.00%	0	0.00%	0	0.00%
	Under Votes:	0	0.00%	0	0.00%	1	0.61%	1	0.61%
UNITED STATES SENATOR, Vote For 1									
	Rory HOULIHAN	0	0.00%	0	0.00%	8	5.52%	8	5.52%
	Jeff KENDER	0	0.00%	0	0.00%	3	2.07%	3	2.07%
	Ron LEACH	0	0.00%	0	0.00%	17	11.72%	17	11.72%
	Tom RECKTENWALD	0	0.00%	0	0.00%	16	11.03%	16	11.03%
	Grant T. SHORT	0	0.00%	0	0.00%	3	2.07%	3	2.07%
	Sellus WILDER	0	0.00%	0	0.00%	16	11.03%	16	11.03%
	Jim GRAY	0	0.00%	0	0.00%	82	56.55%	82	56.55%
	Cast Votes:	0	0.00%	0	0.00%	145	88.41%	145	88.41%
	Over Votes:	0	0.00%	0	0.00%	0	0.00%	0	0.00%
	Under Votes:	0	0.00%	0	0.00%	19	11.59%	19	11.59%
STATE REPRESENTATIVE 40th Representative District, Vote For 1									
	Jonathan CACCIATORE	0	0.00%	0	0.00%	31	19.87%	31	19.87%
	Linda Howlett BELCHER	0	0.00%	0	0.00%	125	80.13%	125	80.13%
	Cast Votes:	0	0.00%	0	0.00%	156	95.12%	156	95.12%
	Over Votes:	0	0.00%	0	0.00%	0	0.00%	0	0.00%
	Under Votes:	0	0.00%	0	0.00%	8	4.88%	8	4.88%

Precinct Report — Unofficial

PRESIDENTIAL PREFERENCE AND REGULAR PRIMARY — OFFICIAL BALLOT FOR BULLITT COUNTY — May 17, 2016

05/17/2016 07:32 PM

Total Number of Voters : 9,464 of 0 = 0.00%

Precincts Reporting 49 of 49 = 100.00%

Party	Candidate	Absentee		Early		Election		Total	
Precinct B112 (Ballots Cast: 100)									
UNITED STATES SENATOR, Vote For 1									
	Rand PAUL	0	0.00%	0	0.00%	34	89.47%	34	89.47%
	Stephen Howard SLAUGHTER	0	0.00%	0	0.00%	3	7.89%	3	7.89%
	James R. GOULD	0	0.00%	0	0.00%	1	2.63%	1	2.63%
	Cast Votes:	0	0.00%	0	0.00%	38	100.00%	38	100.00%
	Over Votes:	0	0.00%	0	0.00%	0	0.00%	0	0.00%
	Under Votes:	0	0.00%	0	0.00%	0	0.00%	0	0.00%
PRESIDENT of the UNITED STATES, Vote For 1									
	Martin J. O'MALLEY	0	0.00%	0	0.00%	1	1.64%	1	1.64%
	Bernard "Bernie" SANDERS	0	0.00%	0	0.00%	22	36.07%	22	36.07%
	Hillary CLINTON	0	0.00%	0	0.00%	35	57.38%	35	57.38%
	Roque Rocky DE LA FUENTE	0	0.00%	0	0.00%	0	0.00%	0	0.00%
	"UNCOMMITTED"	0	0.00%	0	0.00%	3	4.92%	3	4.92%
	Cast Votes:	0	0.00%	0	0.00%	61	98.39%	61	98.39%
	Over Votes:	0	0.00%	0	0.00%	0	0.00%	0	0.00%
	Under Votes:	0	0.00%	0	0.00%	1	1.61%	1	1.61%
UNITED STATES SENATOR, Vote For 1									
	Rory HOULIHAN	0	0.00%	0	0.00%	0	0.00%	0	0.00%
	Jeff KENDER	0	0.00%	0	0.00%	1	1.79%	1	1.79%
	Ron LEACH	0	0.00%	0	0.00%	8	14.29%	8	14.29%
	Tom RECKTENWALD	0	0.00%	0	0.00%	11	19.64%	11	19.64%
	Grant T. SHORT	0	0.00%	0	0.00%	1	1.79%	1	1.79%
	Sellus WILDER	0	0.00%	0	0.00%	4	7.14%	4	7.14%
	Jim GRAY	0	0.00%	0	0.00%	31	55.36%	31	55.36%
	Cast Votes:	0	0.00%	0	0.00%	56	90.32%	56	90.32%
	Over Votes:	0	0.00%	0	0.00%	0	0.00%	0	0.00%
	Under Votes:	0	0.00%	0	0.00%	6	9.68%	6	9.68%

Precinct Report — Unofficial

PRESIDENTIAL PREFERENCE AND REGULAR PRIMARY — OFFICIAL BALLOT FOR BULLITT COUNTY — May 17, 2016

05/17/2016 07:32 PM

Total Number of Voters : 9,464 of 0 = 0.00%

Precincts Reporting 49 of 49 = 100.00%

Party	Candidate	Absentee		Early		Election		Total	
Precinct B113 (Ballots Cast: 203)									
UNITED STATES SENATOR, Vote For 1									
	Rand PAUL	0	0.00%	0	0.00%	42	89.36%	42	89.36%
	Stephen Howard SLAUGHTER	0	0.00%	0	0.00%	3	6.38%	3	6.38%
	James R. GOULD	0	0.00%	0	0.00%	2	4.26%	2	4.26%
	Cast Votes:	0	0.00%	0	0.00%	47	97.92%	47	97.92%
	Over Votes:	0	0.00%	0	0.00%	0	0.00%	0	0.00%
	Under Votes:	0	0.00%	0	0.00%	1	2.08%	1	2.08%
STATE REPRESENTATIVE 28th Representative District, Vote For 1									
	Russell WEBBER	0	0.00%	0	0.00%	38	79.17%	38	79.17%
	Brenda "Susie" BOARD	0	0.00%	0	0.00%	10	20.83%	10	20.83%
	Cast Votes:	0	0.00%	0	0.00%	48	100.00%	48	100.00%
	Over Votes:	0	0.00%	0	0.00%	0	0.00%	0	0.00%
	Under Votes:	0	0.00%	0	0.00%	0	0.00%	0	0.00%
PRESIDENT of the UNITED STATES, Vote For 1									
	Martin J. O'MALLEY	0	0.00%	0	0.00%	3	1.94%	3	1.94%
	Bernard "Bernie" SANDERS	0	0.00%	0	0.00%	84	54.19%	84	54.19%
	Hillary CLINTON	0	0.00%	0	0.00%	60	38.71%	60	38.71%
	Roque Rocky DE LA FUENTE	0	0.00%	0	0.00%	1	0.65%	1	0.65%
	"UNCOMMITTED"	0	0.00%	0	0.00%	7	4.52%	7	4.52%
	Cast Votes:	0	0.00%	0	0.00%	155	100.00%	155	100.00%
	Over Votes:	0	0.00%	0	0.00%	0	0.00%	0	0.00%
	Under Votes:	0	0.00%	0	0.00%	0	0.00%	0	0.00%
UNITED STATES SENATOR, Vote For 1									
	Rory HOULIHAN	0	0.00%	0	0.00%	7	4.96%	7	4.96%
	Jeff KENDER	0	0.00%	0	0.00%	8	5.67%	8	5.67%
	Ron LEACH	0	0.00%	0	0.00%	19	13.48%	19	13.48%
	Tom RECKTENWALD	0	0.00%	0	0.00%	17	12.06%	17	12.06%
	Grant T. SHORT	0	0.00%	0	0.00%	3	2.13%	3	2.13%
	Sellus WILDER	0	0.00%	0	0.00%	13	9.22%	13	9.22%
	Jim GRAY	0	0.00%	0	0.00%	74	52.48%	74	52.48%
	Cast Votes:	0	0.00%	0	0.00%	141	90.97%	141	90.97%
	Over Votes:	0	0.00%	0	0.00%	0	0.00%	0	0.00%
	Under Votes:	0	0.00%	0	0.00%	14	9.03%	14	9.03%

Precinct Report — Unofficial

PRESIDENTIAL PREFERENCE AND REGULAR PRIMARY — OFFICIAL BALLOT FOR BULLITT COUNTY — May 17, 2016

05/17/2016 07:32 PM

Total Number of Voters : 9,464 of 0 = 0.00%

Precincts Reporting 49 of 49 = 100.00%

Party	Candidate	Absentee		Early		Election		Total	
Precinct B114 (Ballots Cast: 152)									
UNITED STATES SENATOR, Vote For 1									
	Rand PAUL	0	0.00%	0	0.00%	36	92.31%	36	92.31%
	Stephen Howard SLAUGHTER	0	0.00%	0	0.00%	1	2.56%	1	2.56%
	James R. GOULD	0	0.00%	0	0.00%	2	5.13%	2	5.13%
	Cast Votes:	0	0.00%	0	0.00%	39	97.50%	39	97.50%
	Over Votes:	0	0.00%	0	0.00%	0	0.00%	0	0.00%
	Under Votes:	0	0.00%	0	0.00%	1	2.50%	1	2.50%
STATE REPRESENTATIVE 20th Representative District, Vote For 1									
	Russell WEBBER	0	0.00%	0	0.00%	32	82.05%	32	82.05%
	Brenda "Susie" BOARD	0	0.00%	0	0.00%	7	17.95%	7	17.95%
	Cast Votes:	0	0.00%	0	0.00%	39	97.50%	39	97.50%
	Over Votes:	0	0.00%	0	0.00%	0	0.00%	0	0.00%
	Under Votes:	0	0.00%	0	0.00%	1	2.50%	1	2.50%
PRESIDENT of the UNITED STATES, Vote For 1									
	Martin J. O'MALLEY	0	0.00%	0	0.00%	2	1.79%	2	1.79%
	Bernard "Bernie" SANDERS	0	0.00%	0	0.00%	61	54.46%	61	54.46%
	Hillary CLINTON	0	0.00%	0	0.00%	47	41.96%	47	41.96%
	Roque Rocky DE LA FUENTE	0	0.00%	0	0.00%	1	0.89%	1	0.89%
	"UNCOMMITTED"	0	0.00%	0	0.00%	1	0.89%	1	0.89%
	Cast Votes:	0	0.00%	0	0.00%	112	100.00%	112	100.00%
	Over Votes:	0	0.00%	0	0.00%	0	0.00%	0	0.00%
	Under Votes:	0	0.00%	0	0.00%	0	0.00%	0	0.00%
UNITED STATES SENATOR, Vote For 1									
	Rory HOULIHAN	0	0.00%	0	0.00%	5	4.85%	5	4.85%
	Jeff KENDER	0	0.00%	0	0.00%	5	4.85%	5	4.85%
	Ron LEACH	0	0.00%	0	0.00%	10	9.71%	10	9.71%
	Tom RECKTENWALD	0	0.00%	0	0.00%	17	16.50%	17	16.50%
	Grant T. SHORT	0	0.00%	0	0.00%	5	4.85%	5	4.85%
	Sellus WILDER	0	0.00%	0	0.00%	16	15.53%	16	15.53%
	Jim GRAY	0	0.00%	0	0.00%	45	43.69%	45	43.69%
	Cast Votes:	0	0.00%	0	0.00%	103	91.96%	103	91.96%
	Over Votes:	0	0.00%	0	0.00%	0	0.00%	0	0.00%
	Under Votes:	0	0.00%	0	0.00%	9	8.04%	9	8.04%

Precinct Report — Unofficial

PRESIDENTIAL PREFERENCE AND REGULAR PRIMARY — OFFICIAL BALLOT FOR BULLITT COUNTY — May 17, 2016

05/17/2016 07:32 PM

Total Number of Voters : 9,464 of 0 = 0.00%

Precincts Reporting 49 of 49 = 100.00%

Party	Candidate	Absentee		Early		Election		Total	
Precinct C101 (Ballots Cast: 204)									
UNITED STATES SENATOR, Vote For 1									
	Rand PAUL	0	0.00%	0	0.00%	61	84.72%	61	84.72%
	Stephen Howard SLAUGHTER	0	0.00%	0	0.00%	4	5.56%	4	5.56%
	James R. GOULD	0	0.00%	0	0.00%	7	9.72%	7	9.72%
	Cast Votes:	0	0.00%	0	0.00%	72	100.00%	72	100.00%
	Over Votes:	0	0.00%	0	0.00%	0	0.00%	0	0.00%
	Under Votes:	0	0.00%	0	0.00%	0	0.00%	0	0.00%
STATE REPRESENTATIVE 28th Representative District, Vote For 1									
	Russell WEBBER	0	0.00%	0	0.00%	60	85.71%	60	85.71%
	Brenda "Susie" BOARD	0	0.00%	0	0.00%	10	14.29%	10	14.29%
	Cast Votes:	0	0.00%	0	0.00%	70	97.22%	70	97.22%
	Over Votes:	0	0.00%	0	0.00%	0	0.00%	0	0.00%
	Under Votes:	0	0.00%	0	0.00%	2	2.78%	2	2.78%
PRESIDENT of the UNITED STATES, Vote For 1									
	Martin J. O'MALLEY	0	0.00%	0	0.00%	1	0.76%	1	0.76%
	Bernard "Bernie" SANDERS	0	0.00%	0	0.00%	61	46.56%	61	46.56%
	Hillary CLINTON	0	0.00%	0	0.00%	65	49.62%	65	49.62%
	Roque Rocky DE LA FUENTE	0	0.00%	0	0.00%	0	0.00%	0	0.00%
	"UNCOMMITTED"	0	0.00%	0	0.00%	4	3.05%	4	3.05%
	Cast Votes:	0	0.00%	0	0.00%	131	99.24%	131	99.24%
	Over Votes:	0	0.00%	0	0.00%	0	0.00%	0	0.00%
	Under Votes:	0	0.00%	0	0.00%	1	0.76%	1	0.76%
UNITED STATES SENATOR, Vote For 1									
	Rory HOULIHAN	0	0.00%	0	0.00%	11	9.32%	11	9.32%
	Jeff KENDER	0	0.00%	0	0.00%	7	5.93%	7	5.93%
	Ron LEACH	0	0.00%	0	0.00%	8	6.78%	8	6.78%
	Tom RECKTENWALD	0	0.00%	0	0.00%	12	10.17%	12	10.17%
	Grant T. SHORT	0	0.00%	0	0.00%	5	4.24%	5	4.24%
	Sellus WILDER	0	0.00%	0	0.00%	2	1.69%	2	1.69%
	Jim GRAY	0	0.00%	0	0.00%	73	61.86%	73	61.86%
	Cast Votes:	0	0.00%	0	0.00%	118	89.39%	118	89.39%
	Over Votes:	0	0.00%	0	0.00%	0	0.00%	0	0.00%
	Under Votes:	0	0.00%	0	0.00%	14	10.61%	14	10.61%

Precinct Report — Unofficial

PRESIDENTIAL PREFERENCE AND REGULAR PRIMARY — OFFICIAL BALLOT FOR BULLITT COUNTY — May 17, 2016

05/17/2016 07:32 PM

Total Number of Voters : 9,464 of 0 = 0.00%

Precincts Reporting 49 of 49 = 100.00%

Party	Candidate	Absentee		Early		Election		Total	
Precinct C102 (Ballots Cast: 185)									
UNITED STATES SENATOR, Vote For 1									
	Rand PAUL	0	0.00%	0	0.00%	30	83.33%	30	83.33%
	Stephen Howard SLAUGHTER	0	0.00%	0	0.00%	4	11.11%	4	11.11%
	James R. GOULD	0	0.00%	0	0.00%	2	5.56%	2	5.56%
	Cast Votes:	0	0.00%	0	0.00%	36	97.30%	36	97.30%
	Over Votes:	0	0.00%	0	0.00%	0	0.00%	0	0.00%
	Under Votes:	0	0.00%	0	0.00%	1	2.70%	1	2.70%
STATE REPRESENTATIVE 49th Representative District, Vote For 1									
	Jennie L. STEPP	0	0.00%	0	0.00%	16	44.44%	16	44.44%
	Cast Votes:	0	0.00%	0	0.00%	36	97.30%	36	97.30%
	Over Votes:	0	0.00%	0	0.00%	0	0.00%	0	0.00%
	Under Votes:	0	0.00%	0	0.00%	1	2.70%	1	2.70%
PRESIDENT of the UNITED STATES, Vote For 1									
	Martin J. O'MALLEY	0	0.00%	0	0.00%	2	1.36%	2	1.36%
	Bernard "Bernie" SANDERS	0	0.00%	0	0.00%	69	46.94%	69	46.94%
	Hillary CLINTON	0	0.00%	0	0.00%	69	46.94%	69	46.94%
	Roque Rocky DE LA FUENTE	0	0.00%	0	0.00%	1	0.68%	1	0.68%
	"UNCOMMITTED"	0	0.00%	0	0.00%	6	4.08%	6	4.08%
	Cast Votes:	0	0.00%	0	0.00%	147	99.32%	147	99.32%
	Over Votes:	0	0.00%	0	0.00%	0	0.00%	0	0.00%
	Under Votes:	0	0.00%	0	0.00%	1	0.68%	1	0.68%
UNITED STATES SENATOR, Vote For 1									
	Rory HOULIHAN	0	0.00%	0	0.00%	7	5.11%	7	5.11%
	Jeff KENDER	0	0.00%	0	0.00%	9	6.57%	9	6.57%
	Ron LEACH	0	0.00%	0	0.00%	17	12.41%	17	12.41%
	Tom RECKTENWALD	0	0.00%	0	0.00%	14	10.22%	14	10.22%
	Grant T. SHORT	0	0.00%	0	0.00%	3	2.19%	3	2.19%
	Selina WILDER	0	0.00%	0	0.00%	14	10.22%	14	10.22%
	Jim GRAY	0	0.00%	0	0.00%	73	53.28%	73	53.28%
	Cast Votes:	0	0.00%	0	0.00%	137	92.57%	137	92.57%
	Over Votes:	0	0.00%	0	0.00%	0	0.00%	0	0.00%
	Under Votes:	0	0.00%	0	0.00%	11	7.43%	11	7.43%
STATE REPRESENTATIVE 49th Representative District, Vote For 1									
	Jonathon CACCIATORE	0	0.00%	0	0.00%	26	18.44%	26	18.44%
	Linda Howlett BELCHER	0	0.00%	0	0.00%	115	81.56%	115	81.56%
	Cast Votes:	0	0.00%	0	0.00%	141	95.27%	141	95.27%
	Over Votes:	0	0.00%	0	0.00%	0	0.00%	0	0.00%
	Under Votes:	0	0.00%	0	0.00%	7	4.73%	7	4.73%

Precinct Report — Unofficial

PRESIDENTIAL PREFERENCE AND REGULAR PRIMARY — OFFICIAL BALLOT FOR BULLITT COUNTY — May 17, 2016

05/17/2016 07:32 PM

Total Number of Voters : 9,464 of 0 = 0.00%

Precincts Reporting 49 of 49 = 100.00%

Party	Candidate	Absentee		Early		Election		Total	
Precinct C103 (Ballots Cast: 208)									
UNITED STATES SENATOR, Vote For 1									
	Rand PAUL	0	0.00%	0	0.00%	43	86.00%	43	86.00%
	Stephen Howard SLAUGHTER	0	0.00%	0	0.00%	5	10.00%	5	10.00%
	James R. GOULD	0	0.00%	0	0.00%	2	4.00%	2	4.00%
	Cast Votes:	0	0.00%	0	0.00%	50	98.04%	50	98.04%
	Over Votes:	0	0.00%	0	0.00%	0	0.00%	0	0.00%
	Under Votes:	0	0.00%	0	0.00%	1	1.96%	1	1.96%
STATE REPRESENTATIVE 40th Representative District, Vote For 1									
	Jennifer L. STEPP	0	0.00%	0	0.00%	21	42.86%	21	42.86%
	Cast Votes:	0	0.00%	0	0.00%	48	96.00%	48	96.00%
	Over Votes:	0	0.00%	0	0.00%	0	0.00%	0	0.00%
	Under Votes:	0	0.00%	0	0.00%	2	3.92%	2	3.92%
PRESIDENT of the UNITED STATES, Vote For 1									
	Martin J. O'MALLEY	0	0.00%	0	0.00%	3	1.91%	3	1.91%
	Bernard "Bernie" SANDERS	0	0.00%	0	0.00%	65	41.40%	65	41.40%
	Hillary CLINTON	0	0.00%	0	0.00%	78	49.68%	78	49.68%
	Roque Rocky DE LA FUENTE	0	0.00%	0	0.00%	1	0.64%	1	0.64%
	"UNCOMMITTED"	0	0.00%	0	0.00%	10	6.37%	10	6.37%
	Cast Votes:	0	0.00%	0	0.00%	157	100.00%	157	100.00%
	Over Votes:	0	0.00%	0	0.00%	0	0.00%	0	0.00%
	Under Votes:	0	0.00%	0	0.00%	0	0.00%	0	0.00%
UNITED STATES SENATOR, Vote For 1									
	Rory HOULIHAN	0	0.00%	0	0.00%	8	5.93%	8	5.93%
	Jeff KENDER	0	0.00%	0	0.00%	3	2.22%	3	2.22%
	Ron LEACH	0	0.00%	0	0.00%	19	14.07%	19	14.07%
	Tom RECKTENWALD	0	0.00%	0	0.00%	17	12.59%	17	12.59%
	Grant T. SHORT	0	0.00%	0	0.00%	4	2.96%	4	2.96%
	Sellus WILDER	0	0.00%	0	0.00%	10	7.41%	10	7.41%
	Jim GRAY	0	0.00%	0	0.00%	74	54.81%	74	54.81%
	Cast Votes:	0	0.00%	0	0.00%	135	85.99%	135	85.99%
	Over Votes:	0	0.00%	0	0.00%	0	0.00%	0	0.00%
	Under Votes:	0	0.00%	0	0.00%	22	14.01%	22	14.01%
STATE REPRESENTATIVE 40th Representative District, Vote For 1									
	Jonathan CACCIATORE	0	0.00%	0	0.00%	19	13.01%	19	13.01%
	Linda Howlett BELCHER	0	0.00%	0	0.00%	127	86.99%	127	86.99%
	Cast Votes:	0	0.00%	0	0.00%	146	92.99%	146	92.99%
	Over Votes:	0	0.00%	0	0.00%	0	0.00%	0	0.00%
	Under Votes:	0	0.00%	0	0.00%	11	7.01%	11	7.01%

Precinct Report — Unofficial

PRESIDENTIAL PREFERENCE AND REGULAR PRIMARY — OFFICIAL BALLOT FOR BULLITT COUNTY — May 17, 2016

05/17/2016 07:32 PM

Total Number of Voters : 9,464 of 0 = 0.00%

Precincts Reporting 49 of 49 = 100.00%

Party	Candidate	Absentee		Early		Election		Total	
Precinct C104 (Ballots Cast: 147)									
UNITED STATES SENATOR, Vote For 1									
	Rand PAUL	0	0.00%	0	0.00%	24	75.00%	24	75.00%
	Stephen Howard SLAUGHTER	0	0.00%	0	0.00%	5	15.63%	5	15.63%
	James R. GOULD	0	0.00%	0	0.00%	3	9.38%	3	9.38%
	Cast Votes:	0	0.00%	0	0.00%	32	94.12%	32	94.12%
	Over Votes:	0	0.00%	0	0.00%	0	0.00%	0	0.00%
	Under Votes:	0	0.00%	0	0.00%	2	5.88%	2	5.88%
STATE REPRESENTATIVE 40th Representative District, Vote For 1									
	Jennifer L. STEPP	0	0.00%	0	0.00%	6	19.35%	6	19.35%
	Cast Votes:	0	0.00%	0	0.00%	31	91.18%	31	91.18%
	Over Votes:	0	0.00%	0	0.00%	0	0.00%	0	0.00%
	Under Votes:	0	0.00%	0	0.00%	3	8.82%	3	8.82%
PRESIDENT of the UNITED STATES, Vote For 1									
	Martin J. O'MALLEY	0	0.00%	0	0.00%	3	2.70%	3	2.70%
	Bernard "Bernie" SANDERS	0	0.00%	0	0.00%	61	54.95%	61	54.95%
	Hillary CLINTON	0	0.00%	0	0.00%	42	37.84%	42	37.84%
	Roque Rocky DE LA FUENTE	0	0.00%	0	0.00%	1	0.90%	1	0.90%
	"UNCOMMITTED"	0	0.00%	0	0.00%	4	3.60%	4	3.60%
	Cast Votes:	0	0.00%	0	0.00%	111	98.23%	111	98.23%
	Over Votes:	0	0.00%	0	0.00%	0	0.00%	0	0.00%
	Under Votes:	0	0.00%	0	0.00%	2	1.77%	2	1.77%
UNITED STATES SENATOR, Vote For 1									
	Rory HOULIHAN	0	0.00%	0	0.00%	4	3.92%	4	3.92%
	Jeff KENDER	0	0.00%	0	0.00%	3	2.94%	3	2.94%
	Ron LEACH	0	0.00%	0	0.00%	10	9.80%	10	9.80%
	Tom RECKTENWALD	0	0.00%	0	0.00%	14	13.73%	14	13.73%
	Grant T. SHORT	0	0.00%	0	0.00%	1	0.98%	1	0.98%
	Sallus WILDER	0	0.00%	0	0.00%	17	16.67%	17	16.67%
	Jim GRAY	0	0.00%	0	0.00%	53	51.96%	53	51.96%
	Cast Votes:	0	0.00%	0	0.00%	102	90.27%	102	90.27%
	Over Votes:	0	0.00%	0	0.00%	0	0.00%	0	0.00%
	Under Votes:	0	0.00%	0	0.00%	11	9.73%	11	9.73%
STATE REPRESENTATIVE 40th Representative District, Vote For 1									
	Jonathan CACCIATORE	0	0.00%	0	0.00%	9	8.18%	9	8.18%
	Linda Howlett BELCHER	0	0.00%	0	0.00%	101	91.82%	101	91.82%
	Cast Votes:	0	0.00%	0	0.00%	110	97.35%	110	97.35%
	Over Votes:	0	0.00%	0	0.00%	0	0.00%	0	0.00%
	Under Votes:	0	0.00%	0	0.00%	3	2.65%	3	2.65%

Precinct Report — Unofficial

PRESIDENTIAL PREFERENCE AND REGULAR PRIMARY — OFFICIAL BALLOT FOR BULLITT COUNTY — May 17, 2016

05/17/2016 07:32 PM

Total Number of Voters : 9,464 of 0 = 0.00%

Precincts Reporting 49 of 49 = 100.00%

Party	Candidate	Absentee		Early		Election		Total	
Precinct C165 (Ballots Cast: 170)									
UNITED STATES SENATOR, Vote For 1									
	Rand PAUL	0	0.00%	0	0.00%	37	90.24%	37	90.24%
	Stephen Howard SLAUGHTER	0	0.00%	0	0.00%	3	7.32%	3	7.32%
	James R. GOULD	0	0.00%	0	0.00%	1	2.44%	1	2.44%
	Cast Votes:	0	0.00%	0	0.00%	41	100.00%	41	100.00%
	Over Votes:	0	0.00%	0	0.00%	0	0.00%	0	0.00%
	Under Votes:	0	0.00%	0	0.00%	0	0.00%	0	0.00%
STATE REPRESENTATIVE 40th Representative District, Vote For 1									
	Jennifer L. STEPP	0	0.00%	0	0.00%	10	25.00%	10	25.00%
	Cast Votes:	0	0.00%	0	0.00%	40	97.56%	40	97.56%
	Over Votes:	0	0.00%	0	0.00%	0	0.00%	0	0.00%
	Under Votes:	0	0.00%	0	0.00%	1	2.44%	1	2.44%
PRESIDENT of the UNITED STATES, Vote For 1									
	Martin J. O'MALLEY	0	0.00%	0	0.00%	0	0.00%	0	0.00%
	Bernard "Bernie" SANDERS	0	0.00%	0	0.00%	70	54.26%	70	54.26%
	Hillary CLINTON	0	0.00%	0	0.00%	53	41.09%	53	41.09%
	Roque Rocky DE LA FUENTE	0	0.00%	0	0.00%	0	0.00%	0	0.00%
	"UNCOMMITTED"	0	0.00%	0	0.00%	6	4.65%	6	4.65%
	Cast Votes:	0	0.00%	0	0.00%	129	100.00%	129	100.00%
	Over Votes:	0	0.00%	0	0.00%	0	0.00%	0	0.00%
	Under Votes:	0	0.00%	0	0.00%	0	0.00%	0	0.00%
UNITED STATES SENATOR, Vote For 1									
	Rory HOULIHAN	0	0.00%	0	0.00%	1	0.91%	1	0.91%
	Jeff KENDER	0	0.00%	0	0.00%	3	2.73%	3	2.73%
	Ron LEACH	0	0.00%	0	0.00%	19	17.27%	19	17.27%
	Tom RECKTENWALD	0	0.00%	0	0.00%	10	9.09%	10	9.09%
	Grant T. SHORT	0	0.00%	0	0.00%	2	1.82%	2	1.82%
	Sellus WILDER	0	0.00%	0	0.00%	7	6.36%	7	6.36%
	Jim GRAY	0	0.00%	0	0.00%	68	61.82%	68	61.82%
	Cast Votes:	0	0.00%	0	0.00%	110	65.27%	110	65.27%
	Over Votes:	0	0.00%	0	0.00%	0	0.00%	0	0.00%
	Under Votes:	0	0.00%	0	0.00%	19	14.73%	19	14.73%
STATE REPRESENTATIVE 40th Representative District, Vote For 1									
	Jonathan CACCIATORE	0	0.00%	0	0.00%	12	9.92%	12	9.92%
	Linda Howlett BELCHER	0	0.00%	0	0.00%	109	90.08%	109	90.08%
	Cast Votes:	0	0.00%	0	0.00%	121	93.80%	121	93.80%
	Over Votes:	0	0.00%	0	0.00%	0	0.00%	0	0.00%
	Under Votes:	0	0.00%	0	0.00%	8	6.20%	8	6.20%

Precinct Report — Unofficial

PRESIDENTIAL PREFERENCE AND REGULAR PRIMARY — OFFICIAL BALLOT FOR BULLITT COUNTY — May 17, 2016

05/17/2016 07:32 PM

Total Number of Voters : 9,464 of 0 = 0.00%

Precincts Reporting 49 of 49 = 100.00%

Party	Candidate	Absentee		Early		Election		Total	
Precinct C106 (Ballots Cast: 149)									
UNITED STATES SENATOR, Vote For 1									
	Rand PAUL	0	0.00%	0	0.00%	25	78.13%	25	78.13%
	Stephen Howard SLAUGHTER	0	0.00%	0	0.00%	4	12.50%	4	12.50%
	James R. GOULD	0	0.00%	0	0.00%	3	9.38%	3	9.38%
	Cast Votes:	0	0.00%	0	0.00%	32	100.00%	32	100.00%
	Over Votes:	0	0.00%	0	0.00%	0	0.00%	0	0.00%
	Under Votes:	0	0.00%	0	0.00%	0	0.00%	0	0.00%
STATE REPRESENTATIVE 46th Representative District, Vote For 1									
	Jennifer L. STEPP	0	0.00%	0	0.00%	10	34.48%	10	34.48%
	Cast Votes:	0	0.00%	0	0.00%	29	90.63%	29	90.63%
	Over Votes:	0	0.00%	0	0.00%	0	0.00%	0	0.00%
	Under Votes:	0	0.00%	0	0.00%	3	9.38%	3	9.38%
PRESIDENT of the UNITED STATES, Vote For 1									
	Martin J. O'MALLEY	0	0.00%	0	0.00%	0	0.00%	0	0.00%
	Bernard "Bernie" SANDERS	0	0.00%	0	0.00%	59	51.75%	59	51.75%
	Hillary CLINTON	0	0.00%	0	0.00%	50	43.86%	50	43.86%
	Roque Rocky DE LA FUENTE	0	0.00%	0	0.00%	0	0.00%	0	0.00%
	"UNCOMMITTED"	0	0.00%	0	0.00%	5	4.39%	5	4.39%
	Cast Votes:	0	0.00%	0	0.00%	114	97.44%	114	97.44%
	Over Votes:	0	0.00%	0	0.00%	0	0.00%	0	0.00%
	Under Votes:	0	0.00%	0	0.00%	3	2.56%	3	2.56%
UNITED STATES SENATOR, Vote For 1									
	Rory HOULIHAN	0	0.00%	0	0.00%	10	9.71%	10	9.71%
	Jeff KENDER	0	0.00%	0	0.00%	7	6.80%	7	6.80%
	Ron LEACH	0	0.00%	0	0.00%	13	12.62%	13	12.62%
	Tom RECKTENWALD	0	0.00%	0	0.00%	10	9.71%	10	9.71%
	Grant T. SHORT	0	0.00%	0	0.00%	7	6.80%	7	6.80%
	Seiba WILDER	0	0.00%	0	0.00%	12	11.65%	12	11.65%
	Jim GRAY	0	0.00%	0	0.00%	44	42.72%	44	42.72%
	Cast Votes:	0	0.00%	0	0.00%	103	88.03%	103	88.03%
	Over Votes:	0	0.00%	0	0.00%	0	0.00%	0	0.00%
	Under Votes:	0	0.00%	0	0.00%	14	11.97%	14	11.97%
STATE REPRESENTATIVE 46th Representative District, Vote For 1									
	Jonathan CACCIATORE	0	0.00%	0	0.00%	19	17.43%	19	17.43%
	Linda Howlett BELCHER	0	0.00%	0	0.00%	90	82.57%	90	82.57%
	Cast Votes:	0	0.00%	0	0.00%	109	93.16%	109	93.16%
	Over Votes:	0	0.00%	0	0.00%	0	0.00%	0	0.00%
	Under Votes:	0	0.00%	0	0.00%	8	6.84%	8	6.84%

Precinct Report — Unofficial

PRESIDENTIAL PREFERENCE AND REGULAR PRIMARY — OFFICIAL BALLOT FOR BULLITT COUNTY — May 17, 2016

05/17/2016 07:32 PM

Total Number of Voters : 9,464 of 0 = 0.00%

Precincts Reporting 49 of 49 = 100.00%

Party	Candidate	Absentee		Early		Election		Total	
Precinct C107 (Ballots Cast: 248)									
UNITED STATES SENATOR, Vote For 1									
	Rand PAUL	0	0.00%	0	0.00%	64	84.21%	64	84.21%
	Stephen Howard SLAUGHTER	0	0.00%	0	0.00%	7	9.21%	7	9.21%
	James R. GOULD	0	0.00%	0	0.00%	5	6.58%	5	6.58%
	Cast Votes:	0	0.00%	0	0.00%	76	100.00%	76	100.00%
	Over Votes:	0	0.00%	0	0.00%	0	0.00%	0	0.00%
	Under Votes:	0	0.00%	0	0.00%	0	0.00%	0	0.00%
STATE REPRESENTATIVE 49th Representative District, Vote For 1									
	Jennifer L. STEPP	0	0.00%	0	0.00%	19	26.76%	19	26.76%
	Cast Votes:	0	0.00%	0	0.00%	71	93.42%	71	93.42%
	Over Votes:	0	0.00%	0	0.00%	0	0.00%	0	0.00%
	Under Votes:	0	0.00%	0	0.00%	5	6.58%	5	6.58%
PRESIDENT of the UNITED STATES, Vote For 1									
	Martin J. O'MALLEY	0	0.00%	0	0.00%	2	1.19%	2	1.19%
	Bernard "Bernie" SANDERS	0	0.00%	0	0.00%	88	52.38%	88	52.38%
	Hillary CLINTON	0	0.00%	0	0.00%	67	39.88%	67	39.88%
	Roque Rocky DE LA FUENTE	0	0.00%	0	0.00%	1	0.60%	1	0.60%
	"UNCOMMITTED"	0	0.00%	0	0.00%	10	5.95%	10	5.95%
	Cast Votes:	0	0.00%	0	0.00%	168	97.67%	168	97.67%
	Over Votes:	0	0.00%	0	0.00%	0	0.00%	0	0.00%
	Under Votes:	0	0.00%	0	0.00%	4	2.33%	4	2.33%
UNITED STATES SENATOR, Vote For 1									
	Rory HOULIHAN	0	0.00%	0	0.00%	5	3.25%	5	3.25%
	Jeff KENDER	0	0.00%	0	0.00%	13	8.44%	13	8.44%
	Ron LEACH	0	0.00%	0	0.00%	19	12.34%	19	12.34%
	Tom RECKTENWALD	0	0.00%	0	0.00%	15	9.74%	15	9.74%
	Grant T. SHORT	0	0.00%	0	0.00%	7	4.55%	7	4.55%
	Sellus WILDER	0	0.00%	0	0.00%	7	4.55%	7	4.55%
	Jim GRAY	0	0.00%	0	0.00%	88	57.14%	88	57.14%
	Cast Votes:	0	0.00%	0	0.00%	154	89.53%	154	89.53%
	Over Votes:	0	0.00%	0	0.00%	0	0.00%	0	0.00%
	Under Votes:	0	0.00%	0	0.00%	18	10.47%	18	10.47%
STATE REPRESENTATIVE 49th Representative District, Vote For 1									
	Jonathan CACCIATORE	0	0.00%	0	0.00%	21	13.13%	21	13.13%
	Linda Howlett BELCHER	0	0.00%	0	0.00%	139	86.88%	139	86.88%
	Cast Votes:	0	0.00%	0	0.00%	160	93.02%	160	93.02%
	Over Votes:	0	0.00%	0	0.00%	0	0.00%	0	0.00%
	Under Votes:	0	0.00%	0	0.00%	12	6.98%	12	6.98%

Precinct Report — Unofficial

PRESIDENTIAL PREFERENCE AND REGULAR PRIMARY — OFFICIAL BALLOT FOR BULLITT COUNTY — May 17, 2016

05/17/2016 07:32 PM

Total Number of Voters : 9,464 of 0 = 0.00%

Precincts Reporting 49 of 49 = 100.00%

Party	Candidate	Absentee		Early		Election		Total	
Precinct C106 (Ballots Cast: 231)									
UNITED STATES SENATOR, Vote For 1									
	Rand PAUL	0	0.00%	0	0.00%	51	85.00%	51	85.00%
	Stephen Howard SLAUGHTER	0	0.00%	0	0.00%	6	10.00%	6	10.00%
	James R. GOULD	0	0.00%	0	0.00%	3	5.00%	3	5.00%
	Cast Votes:	0	0.00%	0	0.00%	60	100.00%	60	100.00%
	Over Votes:	0	0.00%	0	0.00%	0	0.00%	0	0.00%
	Under Votes:	0	0.00%	0	0.00%	0	0.00%	0	0.00%
STATE REPRESENTATIVE 46th Representative District, Vote For 1									
	Jennifer L. STEPP	0	0.00%	0	0.00%	18	33.96%	18	33.96%
	Cast Votes:	0	0.00%	0	0.00%	53	88.33%	53	88.33%
	Over Votes:	0	0.00%	0	0.00%	0	0.00%	0	0.00%
	Under Votes:	0	0.00%	0	0.00%	7	11.67%	7	11.67%
PRESIDENT of the UNITED STATES, Vote For 1									
	Martin J. O'MALLEY	0	0.00%	0	0.00%	2	1.17%	2	1.17%
	Bernard "Bernie" SANDERS	0	0.00%	0	0.00%	74	43.27%	74	43.27%
	Hillary CLINTON	0	0.00%	0	0.00%	87	50.88%	87	50.88%
	Roque Rocky DE LA FUENTE	0	0.00%	0	0.00%	0	0.00%	0	0.00%
	"UNCOMMITTED"	0	0.00%	0	0.00%	8	4.68%	8	4.68%
	Cast Votes:	0	0.00%	0	0.00%	171	100.00%	171	100.00%
	Over Votes:	0	0.00%	0	0.00%	0	0.00%	0	0.00%
	Under Votes:	0	0.00%	0	0.00%	0	0.00%	0	0.00%
UNITED STATES SENATOR, Vote For 1									
	Rory HOULIHAN	0	0.00%	0	0.00%	3	2.03%	3	2.03%
	Jeff KENDER	0	0.00%	0	0.00%	9	6.08%	9	6.08%
	Ron LEACH	0	0.00%	0	0.00%	21	14.19%	21	14.19%
	Tom RECKTENWALD	0	0.00%	0	0.00%	11	7.43%	11	7.43%
	Grant T. SHORT	0	0.00%	0	0.00%	4	2.70%	4	2.70%
	Sallus WILDER	0	0.00%	0	0.00%	9	6.08%	9	6.08%
	Jim GRAY	0	0.00%	0	0.00%	91	61.49%	91	61.49%
	Cast Votes:	0	0.00%	0	0.00%	148	86.55%	148	86.55%
	Over Votes:	0	0.00%	0	0.00%	0	0.00%	0	0.00%
	Under Votes:	0	0.00%	0	0.00%	23	13.45%	23	13.45%
STATE REPRESENTATIVE 46th Representative District, Vote For 1									
	Jonathan CACCIATORE	0	0.00%	0	0.00%	18	11.18%	18	11.18%
	Linda Howlett BELCHER	0	0.00%	0	0.00%	143	88.82%	143	88.82%
	Cast Votes:	0	0.00%	0	0.00%	161	94.15%	161	94.15%
	Over Votes:	0	0.00%	0	0.00%	0	0.00%	0	0.00%
	Under Votes:	0	0.00%	0	0.00%	10	5.85%	10	5.85%

Precinct Report — Unofficial

PRESIDENTIAL PREFERENCE AND REGULAR PRIMARY — OFFICIAL BALLOT FOR BULLITT COUNTY — May 17, 2016

05/17/2016 07:32 PM

Total Number of Voters : 9,464 of 0 = 0.00%

Precincts Reporting 49 of 49 = 100.00%

Party	Candidate	Absentee		Early		Election		Total	
Precinct C109 (Ballots Cast: 179)									
UNITED STATES SENATOR, Vote For 1									
	Rand PAUL	0	0.00%	0	0.00%	63	94.03%	63	94.03%
	Stephen Howard SLAUGHTER	0	0.00%	0	0.00%	4	5.97%	4	5.97%
	James R. GOULD	0	0.00%	0	0.00%	0	0.00%	0	0.00%
	Cast Votes:	0	0.00%	0	0.00%	67	100.00%	67	100.00%
	Over Votes:	0	0.00%	0	0.00%	0	0.00%	0	0.00%
	Under Votes:	0	0.00%	0	0.00%	0	0.00%	0	0.00%
STATE REPRESENTATIVE 40th Representative District, Vote For 1									
	Jennifer L. STEPP	0	0.00%	0	0.00%	22	34.92%	22	34.92%
	Cast Votes:	0	0.00%	0	0.00%	63	94.03%	63	94.03%
	Over Votes:	0	0.00%	0	0.00%	0	0.00%	0	0.00%
	Under Votes:	0	0.00%	0	0.00%	4	5.97%	4	5.97%
PRESIDENT of the UNITED STATES, Vote For 1									
	Martin J. O'MALLEY	0	0.00%	0	0.00%	1	0.90%	1	0.90%
	Bernard "Bernie" SANDERS	0	0.00%	0	0.00%	63	56.76%	63	56.76%
	Hillary CLINTON	0	0.00%	0	0.00%	39	35.14%	39	35.14%
	Roque Rocky DE LA FUENTE	0	0.00%	0	0.00%	1	0.90%	1	0.90%
	"UNCOMMITTED"	0	0.00%	0	0.00%	7	6.31%	7	6.31%
	Cast Votes:	0	0.00%	0	0.00%	111	99.11%	111	99.11%
	Over Votes:	0	0.00%	0	0.00%	0	0.00%	0	0.00%
	Under Votes:	0	0.00%	0	0.00%	1	0.89%	1	0.89%
UNITED STATES SENATOR, Vote For 1									
	Rory HOULIHAN	0	0.00%	0	0.00%	6	6.32%	6	6.32%
	Jeff KENDER	0	0.00%	0	0.00%	5	5.26%	5	5.26%
	Ron LEACH	0	0.00%	0	0.00%	10	10.53%	10	10.53%
	Tom RECKTENWALD	0	0.00%	0	0.00%	15	15.79%	15	15.79%
	Grant T. SHORT	0	0.00%	0	0.00%	4	4.21%	4	4.21%
	Sellus WILDER	0	0.00%	0	0.00%	3	3.16%	3	3.16%
	Jim GRAY	0	0.00%	0	0.00%	52	54.74%	52	54.74%
	Cast Votes:	0	0.00%	0	0.00%	95	84.82%	95	84.82%
	Over Votes:	0	0.00%	0	0.00%	0	0.00%	0	0.00%
	Under Votes:	0	0.00%	0	0.00%	17	15.18%	17	15.18%
STATE REPRESENTATIVE 40th Representative District, Vote For 1									
	Jonathon CACCIATORE	0	0.00%	0	0.00%	12	11.43%	12	11.43%
	Linda Howlett BELCHER	0	0.00%	0	0.00%	93	88.57%	93	88.57%
	Cast Votes:	0	0.00%	0	0.00%	105	93.75%	105	93.75%
	Over Votes:	0	0.00%	0	0.00%	0	0.00%	0	0.00%
	Under Votes:	0	0.00%	0	0.00%	7	6.25%	7	6.25%

Precinct Report — Unofficial

PRESIDENTIAL PREFERENCE AND REGULAR PRIMARY — OFFICIAL BALLOT FOR BULLITT COUNTY — May 17, 2016

06/17/2016 07:32 PM

Total Number of Voters : 9,464 of 0 = 0.00%

Precincts Reporting 49 of 49 = 100.00%

Party	Candidate	Absentee		Early		Election		Total	
Precinct C110 (Ballots Cast: 221)									
UNITED STATES SENATOR, Vote For 1									
	Rand PAUL	0	0.00%	0	0.00%	56	81.16%	56	81.16%
	Stephen Howard SLAUGHTER	0	0.00%	0	0.00%	7	10.14%	7	10.14%
	James R. GOULD	0	0.00%	0	0.00%	6	8.70%	6	8.70%
	Cast Votes:	0	0.00%	0	0.00%	69	98.57%	69	98.57%
	Over Votes:	0	0.00%	0	0.00%	0	0.00%	0	0.00%
	Under Votes:	0	0.00%	0	0.00%	1	1.43%	1	1.43%
STATE REPRESENTATIVE 20th Representative District, Vote For 1									
	Russell WEBBER	0	0.00%	0	0.00%	60	86.96%	60	86.96%
	Brenda "Susie" BOARD	0	0.00%	0	0.00%	9	13.04%	9	13.04%
	Cast Votes:	0	0.00%	0	0.00%	69	98.57%	69	98.57%
	Over Votes:	0	0.00%	0	0.00%	0	0.00%	0	0.00%
	Under Votes:	0	0.00%	0	0.00%	1	1.43%	1	1.43%
PRESIDENT of the UNITED STATES, Vote For 1									
	Martin J. O'MALLEY	0	0.00%	0	0.00%	1	0.67%	1	0.67%
	Bernard "Bernie" SANDERS	0	0.00%	0	0.00%	57	38.00%	57	38.00%
	Hillary CLINTON	0	0.00%	0	0.00%	85	56.67%	85	56.67%
	Roque Rocky DE LA FUENTE	0	0.00%	0	0.00%	0	0.00%	0	0.00%
	"UNCOMMITTED"	0	0.00%	0	0.00%	7	4.67%	7	4.67%
	Cast Votes:	0	0.00%	0	0.00%	150	99.34%	150	99.34%
	Over Votes:	0	0.00%	0	0.00%	0	0.00%	0	0.00%
	Under Votes:	0	0.00%	0	0.00%	1	0.66%	1	0.66%
UNITED STATES SENATOR, Vote For 1									
	Rory HOULIHAN	0	0.00%	0	0.00%	16	11.59%	16	11.59%
	Jeff KENDER	0	0.00%	0	0.00%	6	4.35%	6	4.35%
	Ron LEACH	0	0.00%	0	0.00%	11	7.97%	11	7.97%
	Tom RECKTENWALD	0	0.00%	0	0.00%	17	12.32%	17	12.32%
	Grant T. SHORT	0	0.00%	0	0.00%	2	1.45%	2	1.45%
	Sellus WILDER	0	0.00%	0	0.00%	8	5.80%	8	5.80%
	Jim GRAY	0	0.00%	0	0.00%	78	56.52%	78	56.52%
	Cast Votes:	0	0.00%	0	0.00%	138	91.39%	138	91.39%
	Over Votes:	0	0.00%	0	0.00%	0	0.00%	0	0.00%
	Under Votes:	0	0.00%	0	0.00%	13	8.61%	13	8.61%

Precinct Report — Unofficial

PRESIDENTIAL PREFERENCE AND REGULAR PRIMARY — OFFICIAL BALLOT FOR BULLITT COUNTY — May 17, 2016

05/17/2016 07:32 PM

Total Number of Voters : 9,464 of 0 = 0.00%

Precincts Reporting 49 of 49 = 100.00%

Party	Candidate	Absentee		Early		Election		Total	
Precinct C111 (Ballots Cast: 66)									
UNITED STATES SENATOR, Vote For 1									
	Rand PAUL	0	0.00%	0	0.00%	17	89.47%	17	89.47%
	Stephen Howard SLAUGHTER	0	0.00%	0	0.00%	0	0.00%	0	0.00%
	James R. GOULD	0	0.00%	0	0.00%	2	10.53%	2	10.53%
	Cast Votes:	0	0.00%	0	0.00%	19	100.00%	19	100.00%
	Over Votes:	0	0.00%	0	0.00%	0	0.00%	0	0.00%
	Under Votes:	0	0.00%	0	0.00%	0	0.00%	0	0.00%
STATE REPRESENTATIVE 46th Representative District, Vote For 1									
	Jennifer L. STEPP	0	0.00%	0	0.00%	3	17.65%	3	17.65%
	Cast Votes:	0	0.00%	0	0.00%	17	89.47%	17	89.47%
	Over Votes:	0	0.00%	0	0.00%	0	0.00%	0	0.00%
	Under Votes:	0	0.00%	0	0.00%	2	10.53%	2	10.53%
PRESIDENT of the UNITED STATES, Vote For 1									
	Martin J. O'MALLEY	0	0.00%	0	0.00%	1	2.27%	1	2.27%
	Bernard "Bernie" SANDERS	0	0.00%	0	0.00%	12	27.27%	12	27.27%
	Hillary CLINTON	0	0.00%	0	0.00%	31	70.45%	31	70.45%
	Roque Rocky DE LA FUENTE	0	0.00%	0	0.00%	0	0.00%	0	0.00%
	"UNCOMMITTED"	0	0.00%	0	0.00%	0	0.00%	0	0.00%
	Cast Votes:	0	0.00%	0	0.00%	44	95.65%	44	95.65%
	Over Votes:	0	0.00%	0	0.00%	0	0.00%	0	0.00%
	Under Votes:	0	0.00%	0	0.00%	2	4.35%	2	4.35%
UNITED STATES SENATOR, Vote For 1									
	Rory HOULIHAN	0	0.00%	0	0.00%	2	4.65%	2	4.65%
	Jeff KENDER	0	0.00%	0	0.00%	0	0.00%	0	0.00%
	Ron LEACH	0	0.00%	0	0.00%	10	23.26%	10	23.26%
	Tom RECKTENWALD	0	0.00%	0	0.00%	6	13.95%	6	13.95%
	Grant T. SHORT	0	0.00%	0	0.00%	2	4.65%	2	4.65%
	Sellus WILDER	0	0.00%	0	0.00%	1	2.33%	1	2.33%
	Jim GRAY	0	0.00%	0	0.00%	22	51.16%	22	51.16%
	Cast Votes:	0	0.00%	0	0.00%	43	93.48%	43	93.48%
	Over Votes:	0	0.00%	0	0.00%	0	0.00%	0	0.00%
	Under Votes:	0	0.00%	0	0.00%	3	6.52%	3	6.52%
STATE REPRESENTATIVE 46th Representative District, Vote For 1									
	Jonathon CACCIATORE	0	0.00%	0	0.00%	9	20.00%	9	20.00%
	Linda Howlett BELCHER	0	0.00%	0	0.00%	36	80.00%	36	80.00%
	Cast Votes:	0	0.00%	0	0.00%	45	97.83%	45	97.83%
	Over Votes:	0	0.00%	0	0.00%	0	0.00%	0	0.00%
	Under Votes:	0	0.00%	0	0.00%	1	2.17%	1	2.17%

Precinct Report — Unofficial

PRESIDENTIAL PREFERENCE AND REGULAR PRIMARY — OFFICIAL BALLOT FOR BULLITT COUNTY — May 17, 2016

05/17/2016 07:32 PM

Total Number of Voters : 9,464 of 0 = 0.00%

Precincts Reporting 49 of 49 = 100.00%

Party	Candidate	Absentee		Early		Election		Total	
Precinct C112 (Ballots Cast: 116)									
UNITED STATES SENATOR, Vote For 1									
	Rand PAUL	0	0.00%	0	0.00%	18	90.00%	18	90.00%
	Stephen Howard SLAUGHTER	0	0.00%	0	0.00%	2	10.00%	2	10.00%
	James R. GOULD	0	0.00%	0	0.00%	0	0.00%	0	0.00%
	Cast Votes:	0	0.00%	0	0.00%	20	90.91%	20	90.91%
	Over Votes:	0	0.00%	0	0.00%	0	0.00%	0	0.00%
	Under Votes:	0	0.00%	0	0.00%	2	9.09%	2	9.09%
STATE REPRESENTATIVE 40th Representative District, Vote For 1									
	Jennifer L. STEPP	0	0.00%	0	0.00%	10	45.45%	10	45.45%
	Cast Votes:	0	0.00%	0	0.00%	22	100.00%	22	100.00%
	Over Votes:	0	0.00%	0	0.00%	0	0.00%	0	0.00%
	Under Votes:	0	0.00%	0	0.00%	0	0.00%	0	0.00%
PRESIDENT of the UNITED STATES, Vote For 1									
	Martin J. O'MALLEY	0	0.00%	0	0.00%	0	0.00%	0	0.00%
	Bernard "Bernie" SANDERS	0	0.00%	0	0.00%	45	47.87%	45	47.87%
	Hillary CLINTON	0	0.00%	0	0.00%	47	50.00%	47	50.00%
	Roque Rocky DE LA FUENTE	0	0.00%	0	0.00%	0	0.00%	0	0.00%
	"UNCOMMITTED"	0	0.00%	0	0.00%	2	2.13%	2	2.13%
	Cast Votes:	0	0.00%	0	0.00%	94	100.00%	94	100.00%
	Over Votes:	0	0.00%	0	0.00%	0	0.00%	0	0.00%
	Under Votes:	0	0.00%	0	0.00%	0	0.00%	0	0.00%
UNITED STATES SENATOR, Vote For 1									
	Rory HOULIHAN	0	0.00%	0	0.00%	1	1.12%	1	1.12%
	Jeff KENDER	0	0.00%	0	0.00%	4	4.49%	4	4.49%
	Ron LEACH	0	0.00%	0	0.00%	15	16.85%	15	16.85%
	Tom RECKTENWALD	0	0.00%	0	0.00%	13	14.61%	13	14.61%
	Grant T. SHORT	0	0.00%	0	0.00%	1	1.12%	1	1.12%
	Selina WILDER	0	0.00%	0	0.00%	8	8.99%	8	8.99%
	Jim GRAY	0	0.00%	0	0.00%	47	52.81%	47	52.81%
	Cast Votes:	0	0.00%	0	0.00%	89	94.68%	89	94.68%
	Over Votes:	0	0.00%	0	0.00%	0	0.00%	0	0.00%
	Under Votes:	0	0.00%	0	0.00%	5	5.32%	5	5.32%
STATE REPRESENTATIVE 40th Representative District, Vote For 1									
	Jonathan CACCIATORE	0	0.00%	0	0.00%	20	21.51%	20	21.51%
	Linda Howlett BELCHER	0	0.00%	0	0.00%	73	78.49%	73	78.49%
	Cast Votes:	0	0.00%	0	0.00%	93	98.94%	93	98.94%
	Over Votes:	0	0.00%	0	0.00%	0	0.00%	0	0.00%
	Under Votes:	0	0.00%	0	0.00%	1	1.06%	1	1.06%

Precinct Report — Unofficial

PRESIDENTIAL PREFERENCE AND REGULAR PRIMARY — OFFICIAL BALLOT FOR BULLITT COUNTY — May 17, 2016

05/17/2016 07:32 PM

Total Number of Voters : 9,464 of 0 = 0.00%

Precincts Reporting 49 of 49 = 100.00%

Party	Candidate	Absentee		Early		Election		Total	
Precinct C113 (Ballots Cast: 117)									
UNITED STATES SENATOR, Vote For 1									
	Rand PAUL	0	0.00%	0	0.00%	21	80.77%	21	80.77%
	Stephen Howard SLAUGHTER	0	0.00%	0	0.00%	3	11.54%	3	11.54%
	James R. GOULD	0	0.00%	0	0.00%	2	7.69%	2	7.69%
	Cast Votes:	0	0.00%	0	0.00%	26	100.00%	26	100.00%
	Over Votes:	0	0.00%	0	0.00%	0	0.00%	0	0.00%
	Under Votes:	0	0.00%	0	0.00%	0	0.00%	0	0.00%
STATE REPRESENTATIVE 20th Representative District, Vote For 1									
	Russell WEBBER	0	0.00%	0	0.00%	19	82.61%	19	82.61%
	Brenda "Susie" BOARD	0	0.00%	0	0.00%	4	17.39%	4	17.39%
	Cast Votes:	0	0.00%	0	0.00%	23	88.46%	23	88.46%
	Over Votes:	0	0.00%	0	0.00%	0	0.00%	0	0.00%
	Under Votes:	0	0.00%	0	0.00%	3	11.54%	3	11.54%
PRESIDENT of the UNITED STATES, Vote For 1									
	Martin J. O'MALLEY	0	0.00%	0	0.00%	1	1.10%	1	1.10%
	Bernard "Bernie" SANDERS	0	0.00%	0	0.00%	54	59.34%	54	59.34%
	Hillary CLINTON	0	0.00%	0	0.00%	33	36.26%	33	36.26%
	Roque Rocky DE LA FUENTE	0	0.00%	0	0.00%	0	0.00%	0	0.00%
	"UNCOMMITTED"	0	0.00%	0	0.00%	3	3.30%	3	3.30%
	Cast Votes:	0	0.00%	0	0.00%	91	100.00%	91	100.00%
	Over Votes:	0	0.00%	0	0.00%	0	0.00%	0	0.00%
	Under Votes:	0	0.00%	0	0.00%	0	0.00%	0	0.00%
UNITED STATES SENATOR, Vote For 1									
	Rory HOULIHAN	0	0.00%	0	0.00%	4	5.00%	4	5.00%
	Jeff KENDER	0	0.00%	0	0.00%	1	1.25%	1	1.25%
	Ron LEACH	0	0.00%	0	0.00%	10	12.50%	10	12.50%
	Tom RECKTENWALD	0	0.00%	0	0.00%	17	21.25%	17	21.25%
	Grant T. SHORT	0	0.00%	0	0.00%	5	6.25%	5	6.25%
	Sellus WILDER	0	0.00%	0	0.00%	4	5.00%	4	5.00%
	Jim GRAY	0	0.00%	0	0.00%	39	48.75%	39	48.75%
	Cast Votes:	0	0.00%	0	0.00%	80	87.91%	80	87.91%
	Over Votes:	0	0.00%	0	0.00%	0	0.00%	0	0.00%
	Under Votes:	0	0.00%	0	0.00%	11	12.09%	11	12.09%

Precinct Report — Unofficial

PRESIDENTIAL PREFERENCE AND REGULAR PRIMARY — OFFICIAL BALLOT FOR BULLITT COUNTY — May 17, 2016

05/17/2016 07:32 PM

Total Number of Voters : 9,464 of 0 = 0.00%

Precincts Reporting 49 of 49 = 100.00%

Party	Candidate	Absentee		Early		Election		Total	
Precinct D101 (Ballots Cast: 93)									
UNITED STATES SENATOR, Vote For 1									
	Rand PAUL	0	0.00%	0	0.00%	20	80.00%	20	80.00%
	Stephen Howard SLAUGHTER	0	0.00%	0	0.00%	3	12.00%	3	12.00%
	James R. GOULD	0	0.00%	0	0.00%	2	8.00%	2	8.00%
	Cast Votes:	0	0.00%	0	0.00%	25	96.15%	25	96.15%
	Over Votes:	0	0.00%	0	0.00%	0	0.00%	0	0.00%
	Under Votes:	0	0.00%	0	0.00%	1	3.85%	1	3.85%
STATE REPRESENTATIVE 49th Representative District, Vote For 1									
	Jennifer L. STEPP	0	0.00%	0	0.00%	11	42.31%	11	42.31%
	Cast Votes:	0	0.00%	0	0.00%	26	100.00%	26	100.00%
	Over Votes:	0	0.00%	0	0.00%	0	0.00%	0	0.00%
	Under Votes:	0	0.00%	0	0.00%	0	0.00%	0	0.00%
PRESIDENT of the UNITED STATES, Vote For 1									
	Martin J. O'MALLEY	0	0.00%	0	0.00%	1	1.52%	1	1.52%
	Bernard "Bernie" SANDERS	0	0.00%	0	0.00%	32	48.48%	32	48.48%
	Hillary CLINTON	0	0.00%	0	0.00%	32	48.48%	32	48.48%
	Roque Rocky DE LA FUENTE	0	0.00%	0	0.00%	0	0.00%	0	0.00%
	"UNCOMMITTED"	0	0.00%	0	0.00%	1	1.52%	1	1.52%
	Cast Votes:	0	0.00%	0	0.00%	66	98.51%	66	98.51%
	Over Votes:	0	0.00%	0	0.00%	0	0.00%	0	0.00%
	Under Votes:	0	0.00%	0	0.00%	1	1.49%	1	1.49%
UNITED STATES SENATOR, Vote For 1									
	Rory HOULIHAN	0	0.00%	0	0.00%	4	6.45%	4	6.45%
	Jeff KENDER	0	0.00%	0	0.00%	3	4.84%	3	4.84%
	Ron LEACH	0	0.00%	0	0.00%	6	9.68%	6	9.68%
	Tom RECKTENWALD	0	0.00%	0	0.00%	3	4.84%	3	4.84%
	Grant T. SHORT	0	0.00%	0	0.00%	3	4.84%	3	4.84%
	Sellus WILDER	0	0.00%	0	0.00%	6	9.68%	6	9.68%
	Jim GRAY	0	0.00%	0	0.00%	37	59.68%	37	59.68%
	Cast Votes:	0	0.00%	0	0.00%	62	92.54%	62	92.54%
	Over Votes:	0	0.00%	0	0.00%	0	0.00%	0	0.00%
	Under Votes:	0	0.00%	0	0.00%	5	7.46%	5	7.46%
STATE REPRESENTATIVE 49th Representative District, Vote For 1									
	Jonathon CACCIATORE	0	0.00%	0	0.00%	10	15.63%	10	15.63%
	Linda Howlett BELCHER	0	0.00%	0	0.00%	54	84.38%	54	84.38%
	Cast Votes:	0	0.00%	0	0.00%	64	95.52%	64	95.52%
	Over Votes:	0	0.00%	0	0.00%	0	0.00%	0	0.00%
	Under Votes:	0	0.00%	0	0.00%	3	4.48%	3	4.48%

Precinct Report — Unofficial

PRESIDENTIAL PREFERENCE AND REGULAR PRIMARY — OFFICIAL BALLOT FOR BULLITT COUNTY — May 17, 2016

05/17/2016 07:32 PM

Total Number of Voters : 9,464 of 0 = 0.00%

Precincts Reporting 49 of 49 = 100.00%

Party	Candidate	Absentee		Early		Election		Total	
Precinct D102 (Ballots Cast: 216)									
UNITED STATES SENATOR, Vote For 1									
	Rand PAUL	0	0.00%	0	0.00%	47	94.00%	47	94.00%
	Stephen Howard SLAUGHTER	0	0.00%	0	0.00%	1	2.00%	1	2.00%
	James R. GOULD	0	0.00%	0	0.00%	2	4.00%	2	4.00%
	Cast Votes:	0	0.00%	0	0.00%	50	100.00%	50	100.00%
	Over Votes:	0	0.00%	0	0.00%	0	0.00%	0	0.00%
	Under Votes:	0	0.00%	0	0.00%	0	0.00%	0	0.00%
STATE REPRESENTATIVE 40th Representative District, Vote For 1									
	Jennifer L. STEPP	0	0.00%	0	0.00%	15	34.88%	15	34.88%
	Cast Votes:	0	0.00%	0	0.00%	43	86.00%	43	86.00%
	Over Votes:	0	0.00%	0	0.00%	0	0.00%	0	0.00%
	Under Votes:	0	0.00%	0	0.00%	7	14.00%	7	14.00%
PRESIDENT of the UNITED STATES, Vote For 1									
	Martin J. O'MALLEY	0	0.00%	0	0.00%	3	1.82%	3	1.82%
	Bernard "Bernie" SANDERS	0	0.00%	0	0.00%	75	45.45%	75	45.45%
	Hillary CLINTON	0	0.00%	0	0.00%	77	46.67%	77	46.67%
	Roque Rocky DE LA FUENTE	0	0.00%	0	0.00%	0	0.00%	0	0.00%
	"UNCOMMITTED"	0	0.00%	0	0.00%	10	6.06%	10	6.06%
	Cast Votes:	0	0.00%	0	0.00%	165	100.00%	165	100.00%
	Over Votes:	0	0.00%	0	0.00%	0	0.00%	0	0.00%
	Under Votes:	0	0.00%	0	0.00%	0	0.00%	0	0.00%
UNITED STATES SENATOR, Vote For 1									
	Rory HOULIHAN	0	0.00%	0	0.00%	10	6.94%	10	6.94%
	Jeff KENDER	0	0.00%	0	0.00%	8	5.56%	8	5.56%
	Ron LEACH	0	0.00%	0	0.00%	20	13.89%	20	13.89%
	Tom RECKTENWALD	0	0.00%	0	0.00%	5	3.47%	5	3.47%
	Grant T. SHORT	0	0.00%	0	0.00%	5	3.47%	5	3.47%
	Sellus WILDER	0	0.00%	0	0.00%	12	8.33%	12	8.33%
	Jim GRAY	0	0.00%	0	0.00%	84	58.33%	84	58.33%
	Cast Votes:	0	0.00%	0	0.00%	144	87.27%	144	87.27%
	Over Votes:	0	0.00%	0	0.00%	0	0.00%	0	0.00%
	Under Votes:	0	0.00%	0	0.00%	21	12.73%	21	12.73%
STATE REPRESENTATIVE 40th Representative District, Vote For 1									
	Jonathan CACCIATORE	0	0.00%	0	0.00%	22	13.84%	22	13.84%
	Linda Howlett BELCHER	0	0.00%	0	0.00%	137	86.16%	137	86.16%
	Cast Votes:	0	0.00%	0	0.00%	159	96.36%	159	96.36%
	Over Votes:	0	0.00%	0	0.00%	0	0.00%	0	0.00%
	Under Votes:	0	0.00%	0	0.00%	6	3.64%	6	3.64%

Precinct Report — Unofficial

PRESIDENTIAL PREFERENCE AND REGULAR PRIMARY — OFFICIAL BALLOT FOR BULLITT COUNTY — May 17, 2016

05/17/2016 07:32 PM

Total Number of Voters : 9,464 of 0 = 0.00%

Precincts Reporting 49 of 49 = 100.00%

Party	Candidate	Absentee		Early		Election		Total	
Precinct D103 (Ballots Cast: 268)									
UNITED STATES SENATOR, Vote For 1									
	Rand PAUL	0	0.00%	0	0.00%	61	91.04%	61	91.04%
	Stephen Howard SLAUGHTER	0	0.00%	0	0.00%	3	4.48%	3	4.48%
	James R. GOULD	0	0.00%	0	0.00%	3	4.48%	3	4.48%
	Cast Votes:	0	0.00%	0	0.00%	67	100.00%	67	100.00%
	Over Votes:	0	0.00%	0	0.00%	0	0.00%	0	0.00%
	Under Votes:	0	0.00%	0	0.00%	0	0.00%	0	0.00%
STATE REPRESENTATIVE 40th Representative District, Vote For 1									
	Jennier L. STEPP	0	0.00%	0	0.00%	28	47.46%	28	47.46%
	Cast Votes:	0	0.00%	0	0.00%	59	88.06%	59	88.06%
	Over Votes:	0	0.00%	0	0.00%	0	0.00%	0	0.00%
	Under Votes:	0	0.00%	0	0.00%	8	11.94%	8	11.94%
PRESIDENT of the UNITED STATES, Vote For 1									
	Martin J. O'MALLEY	0	0.00%	0	0.00%	2	1.07%	2	1.07%
	Bernard "Bernie" SANDERS	0	0.00%	0	0.00%	88	47.06%	88	47.06%
	Hillary CLINTON	0	0.00%	0	0.00%	94	50.27%	94	50.27%
	Roque Rocky DE LA FUENTE	0	0.00%	0	0.00%	0	0.00%	0	0.00%
	"UNCOMMITTED"	0	0.00%	0	0.00%	3	1.60%	3	1.60%
	Cast Votes:	0	0.00%	0	0.00%	187	99.47%	187	99.47%
	Over Votes:	0	0.00%	0	0.00%	0	0.00%	0	0.00%
	Under Votes:	0	0.00%	0	0.00%	1	0.53%	1	0.53%
UNITED STATES SENATOR, Vote For 1									
	Rory HOULIHAN	0	0.00%	0	0.00%	4	2.44%	4	2.44%
	Jeff KENDER	0	0.00%	0	0.00%	7	4.27%	7	4.27%
	Ron LEACH	0	0.00%	0	0.00%	25	15.24%	25	15.24%
	Tom RECKTENWALD	0	0.00%	0	0.00%	11	6.71%	11	6.71%
	Grant T. SHORT	0	0.00%	0	0.00%	5	3.05%	5	3.05%
	Sellus WILDER	0	0.00%	0	0.00%	9	5.49%	9	5.49%
	Jim GRAY	0	0.00%	0	0.00%	103	62.80%	103	62.80%
	Cast Votes:	0	0.00%	0	0.00%	164	87.23%	164	87.23%
	Over Votes:	0	0.00%	0	0.00%	0	0.00%	0	0.00%
	Under Votes:	0	0.00%	0	0.00%	24	12.77%	24	12.77%
STATE REPRESENTATIVE 40th Representative District, Vote For 1									
	Jonathan CACCIATORE	0	0.00%	0	0.00%	27	14.84%	27	14.84%
	Linda Howlett BELCHER	0	0.00%	0	0.00%	155	85.16%	155	85.16%
	Cast Votes:	0	0.00%	0	0.00%	182	96.81%	182	96.81%
	Over Votes:	0	0.00%	0	0.00%	0	0.00%	0	0.00%
	Under Votes:	0	0.00%	0	0.00%	6	3.19%	6	3.19%

Precinct Report — Unofficial

PRESIDENTIAL PREFERENCE AND REGULAR PRIMARY — OFFICIAL BALLOT FOR BULLITT COUNTY — May 17, 2016

05/17/2016 07:32 PM

Total Number of Voters : 9,464 of 0 = 0.00%

Precincts Reporting 49 of 49 = 100.00%

Party	Candidate	Absentee		Early		Election		Total	
Precinct D104 (Ballots Cast: 79)									
UNITED STATES SENATOR, Vote For 1									
	Rand PAUL	0	0.00%	0	0.00%	25	96.15%	25	96.15%
	Stephen Howard SLAUGHTER	0	0.00%	0	0.00%	0	0.00%	0	0.00%
	James R. GOULD	0	0.00%	0	0.00%	1	3.85%	1	3.85%
	Cast Votes:	0	0.00%	0	0.00%	26	100.00%	26	100.00%
	Over Votes:	0	0.00%	0	0.00%	0	0.00%	0	0.00%
	Under Votes:	0	0.00%	0	0.00%	0	0.00%	0	0.00%
STATE REPRESENTATIVE 40th Representative District, Vote For 1									
	Jennifer L. STEPP	0	0.00%	0	0.00%	7	31.82%	7	31.82%
	Cast Votes:	0	0.00%	0	0.00%	22	84.62%	22	84.62%
	Over Votes:	0	0.00%	0	0.00%	0	0.00%	0	0.00%
	Under Votes:	0	0.00%	0	0.00%	4	15.38%	4	15.38%
PRESIDENT of the UNITED STATES, Vote For 1									
	Martin J. O'MALLEY	0	0.00%	0	0.00%	0	0.00%	0	0.00%
	Bernard "Bernie" SANDERS	0	0.00%	0	0.00%	41	77.36%	41	77.36%
	Hillary CLINTON	0	0.00%	0	0.00%	11	20.75%	11	20.75%
	Roque Rocky DE LA FUENTE	0	0.00%	0	0.00%	0	0.00%	0	0.00%
	"UNCOMMITTED"	0	0.00%	0	0.00%	1	1.89%	1	1.89%
	Cast Votes:	0	0.00%	0	0.00%	53	100.00%	53	100.00%
	Over Votes:	0	0.00%	0	0.00%	0	0.00%	0	0.00%
	Under Votes:	0	0.00%	0	0.00%	0	0.00%	0	0.00%
UNITED STATES SENATOR, Vote For 1									
	Rory HOULIHAN	0	0.00%	0	0.00%	1	2.13%	1	2.13%
	Jeff KENDER	0	0.00%	0	0.00%	6	12.77%	6	12.77%
	Ron LEACH	0	0.00%	0	0.00%	9	19.15%	9	19.15%
	Tom RECKTENWALD	0	0.00%	0	0.00%	1	2.13%	1	2.13%
	Grant T. SHORT	0	0.00%	0	0.00%	4	8.51%	4	8.51%
	Sallus WILDER	0	0.00%	0	0.00%	6	12.77%	6	12.77%
	Jim GRAY	0	0.00%	0	0.00%	20	42.55%	20	42.55%
	Cast Votes:	0	0.00%	0	0.00%	47	88.68%	47	88.68%
	Over Votes:	0	0.00%	0	0.00%	0	0.00%	0	0.00%
	Under Votes:	0	0.00%	0	0.00%	6	11.32%	6	11.32%
STATE REPRESENTATIVE 40th Representative District, Vote For 1									
	Jonathan CACCIATORE	0	0.00%	0	0.00%	13	26.00%	13	26.00%
	Linda Howlett BELCHER	0	0.00%	0	0.00%	37	74.00%	37	74.00%
	Cast Votes:	0	0.00%	0	0.00%	50	94.34%	50	94.34%
	Over Votes:	0	0.00%	0	0.00%	0	0.00%	0	0.00%
	Under Votes:	0	0.00%	0	0.00%	3	5.66%	3	5.66%

Precinct Report — Unofficial

PRESIDENTIAL PREFERENCE AND REGULAR PRIMARY — OFFICIAL BALLOT FOR BULLITT COUNTY — May 17, 2016

05/17/2016 07:32 PM

Total Number of Voters : 9,464 of 0 = 0.00%

Precincts Reporting 49 of 49 = 100.00%

Party	Candidate	Absentee		Early		Election		Total	
Precinct D105 (Ballots Cast: 320)									
UNITED STATES SENATOR, Vote For 1									
	Rand PAUL	0	0.00%	0	0.00%	118	94.40%	118	94.40%
	Stephen Howard SLAUGHTER	0	0.00%	0	0.00%	1	0.80%	1	0.80%
	James R. GOULD	0	0.00%	0	0.00%	6	4.80%	6	4.80%
	Cast Votes:	0	0.00%	0	0.00%	125	100.00%	125	100.00%
	Over Votes:	0	0.00%	0	0.00%	0	0.00%	0	0.00%
	Under Votes:	0	0.00%	0	0.00%	0	0.00%	0	0.00%
STATE REPRESENTATIVE 49th Representative District, Vote For 1									
	Jennifer L. STEPP	0	0.00%	0	0.00%	38	33.04%	38	33.04%
	Cast Votes:	0	0.00%	0	0.00%	115	92.00%	115	92.00%
	Over Votes:	0	0.00%	0	0.00%	0	0.00%	0	0.00%
	Under Votes:	0	0.00%	0	0.00%	10	8.00%	10	8.00%
PRESIDENT of the UNITED STATES, Vote For 1									
	Martin J. O'MALLEY	0	0.00%	0	0.00%	6	3.08%	6	3.08%
	Bernard "Bernie" SANDERS	0	0.00%	0	0.00%	92	47.18%	92	47.18%
	Hillary CLINTON	0	0.00%	0	0.00%	79	40.51%	79	40.51%
	Roque Rocky DE LA FUENTE	0	0.00%	0	0.00%	0	0.00%	0	0.00%
	"UNCOMMITTED"	0	0.00%	0	0.00%	18	9.23%	18	9.23%
	Cast Votes:	0	0.00%	0	0.00%	195	100.00%	195	100.00%
	Over Votes:	0	0.00%	0	0.00%	0	0.00%	0	0.00%
	Under Votes:	0	0.00%	0	0.00%	0	0.00%	0	0.00%
UNITED STATES SENATOR, Vote For 1									
	Rory HOULIHAN	0	0.00%	0	0.00%	7	4.02%	7	4.02%
	Jeff KENDER	0	0.00%	0	0.00%	14	8.05%	14	8.05%
	Ron LEACH	0	0.00%	0	0.00%	26	14.94%	26	14.94%
	Tom RECKTENWALD	0	0.00%	0	0.00%	12	6.90%	12	6.90%
	Grant T. SHORT	0	0.00%	0	0.00%	3	1.72%	3	1.72%
	Sellus WILDER	0	0.00%	0	0.00%	17	9.77%	17	9.77%
	Jim GRAY	0	0.00%	0	0.00%	95	54.60%	95	54.60%
	Cast Votes:	0	0.00%	0	0.00%	174	89.23%	174	89.23%
	Over Votes:	0	0.00%	0	0.00%	0	0.00%	0	0.00%
	Under Votes:	0	0.00%	0	0.00%	21	10.77%	21	10.77%
STATE REPRESENTATIVE 49th Representative District, Vote For 1									
	Jonathon CACCIATORE	0	0.00%	0	0.00%	27	14.59%	27	14.59%
	Linda Howlett BELCHER	0	0.00%	0	0.00%	158	85.41%	158	85.41%
	Cast Votes:	0	0.00%	0	0.00%	185	94.87%	185	94.87%
	Over Votes:	0	0.00%	0	0.00%	0	0.00%	0	0.00%
	Under Votes:	0	0.00%	0	0.00%	10	5.13%	10	5.13%

Precinct Report — Unofficial

PRESIDENTIAL PREFERENCE AND REGULAR PRIMARY — OFFICIAL BALLOT FOR BULLITT COUNTY — May 17, 2016

05/17/2016 07:32 PM

Total Number of Voters : 9,464 of 0 = 0.00%

Precincts Reporting 49 of 49 = 100.00%

Party	Candidate	Absentee		Early		Election		Total	
Precinct D106 (Ballots Cast: 229)									
UNITED STATES SENATOR, Vote For 1									
	Rand PAUL	0	0.00%	0	0.00%	59	93.65%	59	93.65%
	Stephen Howard SLAUGHTER	0	0.00%	0	0.00%	0	0.00%	0	0.00%
	James R. GOULD	0	0.00%	0	0.00%	4	6.35%	4	6.35%
	Cast Votes:	0	0.00%	0	0.00%	63	100.00%	63	100.00%
	Over Votes:	0	0.00%	0	0.00%	0	0.00%	0	0.00%
	Under Votes:	0	0.00%	0	0.00%	0	0.00%	0	0.00%
STATE REPRESENTATIVE 40th Representative District, Vote For 1									
	Jennifer L. STEPP	0	0.00%	0	0.00%	24	40.00%	24	40.00%
	Cast Votes:	0	0.00%	0	0.00%	60	95.24%	60	95.24%
	Over Votes:	0	0.00%	0	0.00%	0	0.00%	0	0.00%
	Under Votes:	0	0.00%	0	0.00%	3	4.76%	3	4.76%
PRESIDENT of the UNITED STATES, Vote For 1									
	Martin J. O'MALLEY	0	0.00%	0	0.00%	4	2.58%	4	2.58%
	Bernard "Bernie" SANDERS	0	0.00%	0	0.00%	74	47.74%	74	47.74%
	Hillary CLINTON	0	0.00%	0	0.00%	61	39.35%	61	39.35%
	Roque Rocky DE LA FUENTE	0	0.00%	0	0.00%	0	0.00%	0	0.00%
	"UNCOMMITTED"	0	0.00%	0	0.00%	16	10.32%	16	10.32%
	Cast Votes:	0	0.00%	0	0.00%	155	98.73%	155	98.73%
	Over Votes:	0	0.00%	0	0.00%	0	0.00%	0	0.00%
	Under Votes:	0	0.00%	0	0.00%	2	1.27%	2	1.27%
UNITED STATES SENATOR, Vote For 1									
	Rory HOULIHAN	0	0.00%	0	0.00%	9	6.57%	9	6.57%
	Jeff KENDER	0	0.00%	0	0.00%	10	7.30%	10	7.30%
	Ron LEACH	0	0.00%	0	0.00%	24	17.52%	24	17.52%
	Tom RECKTENWALD	0	0.00%	0	0.00%	6	4.38%	6	4.38%
	Grant T. SHORT	0	0.00%	0	0.00%	3	2.19%	3	2.19%
	Sellus WILDER	0	0.00%	0	0.00%	9	6.57%	9	6.57%
	Jim GRAY	0	0.00%	0	0.00%	76	55.47%	76	55.47%
	Cast Votes:	0	0.00%	0	0.00%	137	87.26%	137	87.26%
	Over Votes:	0	0.00%	0	0.00%	0	0.00%	0	0.00%
	Under Votes:	0	0.00%	0	0.00%	20	12.74%	20	12.74%
STATE REPRESENTATIVE 40th Representative District, Vote For 1									
	Jonathan CACCIATORE	0	0.00%	0	0.00%	28	18.54%	28	18.54%
	Linda Howlett BELCHER	0	0.00%	0	0.00%	123	81.46%	123	81.46%
	Cast Votes:	0	0.00%	0	0.00%	151	96.18%	151	96.18%
	Over Votes:	0	0.00%	0	0.00%	0	0.00%	0	0.00%
	Under Votes:	0	0.00%	0	0.00%	6	3.82%	6	3.82%

Precinct Report — Unofficial

PRESIDENTIAL PREFERENCE AND REGULAR PRIMARY — OFFICIAL BALLOT FOR BULLITT COUNTY — May 17, 2016

05/17/2016 07:32 PM

Total Number of Voters : 9,464 of 0 = 0.00%

Precincts Reporting 49 of 49 = 100.00%

Party	Candidate	Absentee		Early		Election		Total	
Precinct D107 (Ballots Cast: 321)									
UNITED STATES SENATOR, Vote For 1									
	Rand PAUL	0	0.00%	0	0.00%	103	88.79%	103	88.79%
	Stephen Howard SLAUGHTER	0	0.00%	0	0.00%	8	6.90%	8	6.90%
	James R. GOULD	0	0.00%	0	0.00%	5	4.31%	5	4.31%
	Cast Votes:	0	0.00%	0	0.00%	116	100.00%	116	100.00%
	Over Votes:	0	0.00%	0	0.00%	0	0.00%	0	0.00%
	Under Votes:	0	0.00%	0	0.00%	0	0.00%	0	0.00%
STATE REPRESENTATIVE 20th Representative District, Vote For 1									
	Russell WEBBER	0	0.00%	0	0.00%	86	74.78%	86	74.78%
	Bernie "Susie" BOARD	0	0.00%	0	0.00%	29	25.22%	29	25.22%
	Cast Votes:	0	0.00%	0	0.00%	115	99.14%	115	99.14%
	Over Votes:	0	0.00%	0	0.00%	0	0.00%	0	0.00%
	Under Votes:	0	0.00%	0	0.00%	1	0.86%	1	0.86%
PRESIDENT of the UNITED STATES, Vote For 1									
	Martin J. O'MALLEY	0	0.00%	0	0.00%	4	1.96%	4	1.96%
	Bernard "Bernie" SANDERS	0	0.00%	0	0.00%	115	56.37%	115	56.37%
	Hillary CLINTON	0	0.00%	0	0.00%	75	36.76%	75	36.76%
	Roque Rocky DE LA FUENTE	0	0.00%	0	0.00%	1	0.49%	1	0.49%
	"UNCOMMITTED"	0	0.00%	0	0.00%	9	4.41%	9	4.41%
	Cast Votes:	0	0.00%	0	0.00%	204	99.51%	204	99.51%
	Over Votes:	0	0.00%	0	0.00%	0	0.00%	0	0.00%
	Under Votes:	0	0.00%	0	0.00%	1	0.49%	1	0.49%
UNITED STATES SENATOR, Vote For 1									
	Rory HOULIHAN	0	0.00%	0	0.00%	6	3.30%	6	3.30%
	Jeff KENDER	0	0.00%	0	0.00%	8	4.40%	8	4.40%
	Ron LEACH	0	0.00%	0	0.00%	22	12.09%	22	12.09%
	Tom RECKTENWALD	0	0.00%	0	0.00%	14	7.69%	14	7.69%
	Grant T. SHORT	0	0.00%	0	0.00%	5	2.75%	5	2.75%
	Sellus WILDER	0	0.00%	0	0.00%	19	10.44%	19	10.44%
	Jim GRAY	0	0.00%	0	0.00%	108	59.34%	108	59.34%
	Cast Votes:	0	0.00%	0	0.00%	182	88.78%	182	88.78%
	Over Votes:	0	0.00%	0	0.00%	0	0.00%	0	0.00%
	Under Votes:	0	0.00%	0	0.00%	23	11.22%	23	11.22%

Precinct Report — Unofficial

PRESIDENTIAL PREFERENCE AND REGULAR PRIMARY — OFFICIAL BALLOT FOR BULLITT COUNTY — May 17, 2016

05/17/2016 07:32 PM

Total Number of Voters : 9,464 of 0 = 0.00%

Precincts Reporting 49 of 49 = 100.00%

Party	Candidate	Absentee		Early		Election		Total	
Precinct D108 (Ballots Cast: 219)									
UNITED STATES SENATOR, Vote For 1									
	Rand PAUL	0	0.00%	0	0.00%	45	81.82%	45	81.82%
	Stephen Howard SLAUGHTER	0	0.00%	0	0.00%	6	10.91%	6	10.91%
	James R. GOULD	0	0.00%	0	0.00%	4	7.27%	4	7.27%
	Cast Votes:	0	0.00%	0	0.00%	55	98.21%	55	98.21%
	Over Votes:	0	0.00%	0	0.00%	0	0.00%	0	0.00%
	Under Votes:	0	0.00%	0	0.00%	1	1.79%	1	1.79%
STATE REPRESENTATIVE 26th Representative District, Vote For 1									
	Russell WEBBER	0	0.00%	0	0.00%	46	85.19%	46	85.19%
	Brenda "Susie" BOARD	0	0.00%	0	0.00%	8	14.81%	8	14.81%
	Cast Votes:	0	0.00%	0	0.00%	54	96.43%	54	96.43%
	Over Votes:	0	0.00%	0	0.00%	0	0.00%	0	0.00%
	Under Votes:	0	0.00%	0	0.00%	2	3.57%	2	3.57%
PRESIDENT of the UNITED STATES, Vote For 1									
	Martin J. O'MALLEY	0	0.00%	0	0.00%	2	1.23%	2	1.23%
	Bernard "Bernie" SANDERS	0	0.00%	0	0.00%	87	53.37%	87	53.37%
	Hillary CLINTON	0	0.00%	0	0.00%	67	41.10%	67	41.10%
	Roque Rocky DE LA FUENTE	0	0.00%	0	0.00%	0	0.00%	0	0.00%
	"UNCOMMITTED"	0	0.00%	0	0.00%	7	4.29%	7	4.29%
	Cast Votes:	0	0.00%	0	0.00%	163	100.00%	163	100.00%
	Over Votes:	0	0.00%	0	0.00%	0	0.00%	0	0.00%
	Under Votes:	0	0.00%	0	0.00%	0	0.00%	0	0.00%
UNITED STATES SENATOR, Vote For 1									
	Rory HOULIHAN	0	0.00%	0	0.00%	6	4.17%	6	4.17%
	Jeff KENDER	0	0.00%	0	0.00%	6	4.17%	6	4.17%
	Ron LEACH	0	0.00%	0	0.00%	22	15.28%	22	15.28%
	Tom RECKTENWALD	0	0.00%	0	0.00%	15	10.42%	15	10.42%
	Grant T. SHORT	0	0.00%	0	0.00%	7	4.86%	7	4.86%
	Sellus WILDER	0	0.00%	0	0.00%	12	8.33%	12	8.33%
	Jim GRAY	0	0.00%	0	0.00%	76	52.78%	76	52.78%
	Cast Votes:	0	0.00%	0	0.00%	144	88.34%	144	88.34%
	Over Votes:	0	0.00%	0	0.00%	0	0.00%	0	0.00%
	Under Votes:	0	0.00%	0	0.00%	19	11.66%	19	11.66%

Precinct Report — Unofficial

PRESIDENTIAL PREFERENCE AND REGULAR PRIMARY — OFFICIAL BALLOT FOR BULLITT COUNTY — May 17, 2016

05/17/2016 07:32 PM

Total Number of Voters : 9,464 of 0 = 0.00%

Precincts Reporting 49 of 49 = 100.00%

Party	Candidate	Absentee		Early		Election		Total	
Precinct D110 (Ballots Cast: 277)									
UNITED STATES SENATOR, Vote For 1									
	Rand PAUL	0	0.00%	0	0.00%	86	89.58%	86	89.58%
	Stephen Howard SLAUGHTER	0	0.00%	0	0.00%	5	5.21%	5	5.21%
	James R. GOULD	0	0.00%	0	0.00%	5	5.21%	5	5.21%
	Cast Votes:	0	0.00%	0	0.00%	96	98.97%	96	98.97%
	Over Votes:	0	0.00%	0	0.00%	0	0.00%	0	0.00%
	Under Votes:	0	0.00%	0	0.00%	1	1.03%	1	1.03%
STATE REPRESENTATIVE 26th Representative District, Vote For 1									
	Russell WEBBER	0	0.00%	0	0.00%	83	87.37%	83	87.37%
	Brenda "Susie" BOARD	0	0.00%	0	0.00%	12	12.63%	12	12.63%
	Cast Votes:	0	0.00%	0	0.00%	95	97.94%	95	97.94%
	Over Votes:	0	0.00%	0	0.00%	0	0.00%	0	0.00%
	Under Votes:	0	0.00%	0	0.00%	2	2.06%	2	2.06%
PRESIDENT of the UNITED STATES, Vote For 1									
	Martin J. O'MALLEY	0	0.00%	0	0.00%	5	2.78%	5	2.78%
	Bernard "Bernie" SANDERS	0	0.00%	0	0.00%	79	43.89%	79	43.89%
	Hillary CLINTON	0	0.00%	0	0.00%	88	48.89%	88	48.89%
	Roque Rocky DE LA FUENTE	0	0.00%	0	0.00%	0	0.00%	0	0.00%
	"UNCOMMITTED"	0	0.00%	0	0.00%	8	4.44%	8	4.44%
	Cast Votes:	0	0.00%	0	0.00%	180	100.00%	180	100.00%
	Over Votes:	0	0.00%	0	0.00%	0	0.00%	0	0.00%
	Under Votes:	0	0.00%	0	0.00%	0	0.00%	0	0.00%
UNITED STATES SENATOR, Vote For 1									
	Rory HOULIHAN	0	0.00%	0	0.00%	11	6.59%	11	6.59%
	Jeff KENDER	0	0.00%	0	0.00%	7	4.19%	7	4.19%
	Ron LEACH	0	0.00%	0	0.00%	16	9.58%	16	9.58%
	Tom RECKTENWALD	0	0.00%	0	0.00%	21	12.57%	21	12.57%
	Grant T. SHORT	0	0.00%	0	0.00%	4	2.40%	4	2.40%
	Selias WILDER	0	0.00%	0	0.00%	11	6.59%	11	6.59%
	Jim GRAY	0	0.00%	0	0.00%	97	58.08%	97	58.08%
	Cast Votes:	0	0.00%	0	0.00%	167	92.78%	167	92.78%
	Over Votes:	0	0.00%	0	0.00%	0	0.00%	0	0.00%
	Under Votes:	0	0.00%	0	0.00%	13	7.22%	13	7.22%

Precinct Report — Unofficial

PRESIDENTIAL PREFERENCE AND REGULAR PRIMARY — OFFICIAL BALLOT FOR BULLITT COUNTY — May 17, 2016

06/17/2016 07:32 PM

Total Number of Voters : 9,464 of 0 = 0.00%

Precincts Reporting 49 of 49 = 100.00%

Party	Candidate	Absentee		Early		Election		Total	
Precinct D111 (Ballots Cast: 166)									
UNITED STATES SENATOR, Vote For 1									
	Rand PAUL	0	0.00%	0	0.00%	42	87.50%	42	87.50%
	Stephen Howard SLAUGHTER	0	0.00%	0	0.00%	4	8.33%	4	8.33%
	James R. GOULD	0	0.00%	0	0.00%	2	4.17%	2	4.17%
	Cast Votes:	0	0.00%	0	0.00%	48	96.00%	48	96.00%
	Over Votes:	0	0.00%	0	0.00%	0	0.00%	0	0.00%
	Under Votes:	0	0.00%	0	0.00%	2	4.00%	2	4.00%
STATE REPRESENTATIVE 49th Representative District, Vote For 1									
	Jennifer L. STEPP	0	0.00%	0	0.00%	21	45.65%	21	45.65%
	Cast Votes:	0	0.00%	0	0.00%	46	92.00%	46	92.00%
	Over Votes:	0	0.00%	0	0.00%	0	0.00%	0	0.00%
	Under Votes:	0	0.00%	0	0.00%	4	8.00%	4	8.00%
PRESIDENT of the UNITED STATES, Vote For 1									
	Martin J. O'MALLEY	0	0.00%	0	0.00%	1	0.88%	1	0.88%
	Bernard "Bernie" SANDERS	0	0.00%	0	0.00%	48	42.11%	48	42.11%
	Hillary CLINTON	0	0.00%	0	0.00%	56	49.12%	56	49.12%
	Roque Rocky DE LA FUENTE	0	0.00%	0	0.00%	0	0.00%	0	0.00%
	"UNCOMMITTED"	0	0.00%	0	0.00%	9	7.89%	9	7.89%
	Cast Votes:	0	0.00%	0	0.00%	114	99.13%	114	99.13%
	Over Votes:	0	0.00%	0	0.00%	0	0.00%	0	0.00%
	Under Votes:	0	0.00%	0	0.00%	1	0.87%	1	0.87%
UNITED STATES SENATOR, Vote For 1									
	Rory HOULIHAN	0	0.00%	0	0.00%	4	4.08%	4	4.08%
	Jeff KENDER	0	0.00%	0	0.00%	6	6.12%	6	6.12%
	Ron LEACH	0	0.00%	0	0.00%	14	14.29%	14	14.29%
	Tom RECKTENWALD	0	0.00%	0	0.00%	5	5.10%	5	5.10%
	Grant T. SHORT	0	0.00%	0	0.00%	2	2.04%	2	2.04%
	Selina WILDER	0	0.00%	0	0.00%	5	5.10%	5	5.10%
	Jim GRAY	0	0.00%	0	0.00%	62	63.27%	62	63.27%
	Cast Votes:	0	0.00%	0	0.00%	98	85.22%	98	85.22%
	Over Votes:	0	0.00%	0	0.00%	0	0.00%	0	0.00%
	Under Votes:	0	0.00%	0	0.00%	17	14.78%	17	14.78%
STATE REPRESENTATIVE 49th Representative District, Vote For 1									
	Jonathan CACCIATORE	0	0.00%	0	0.00%	16	14.41%	16	14.41%
	Linda Howlett BELCHER	0	0.00%	0	0.00%	95	85.59%	95	85.59%
	Cast Votes:	0	0.00%	0	0.00%	111	96.52%	111	96.52%
	Over Votes:	0	0.00%	0	0.00%	0	0.00%	0	0.00%
	Under Votes:	0	0.00%	0	0.00%	4	3.48%	4	3.48%

Precinct Report — Unofficial

PRESIDENTIAL PREFERENCE AND REGULAR PRIMARY — OFFICIAL BALLOT FOR BULLITT COUNTY — May 17, 2016

05/17/2016 07:32 PM

Total Number of Voters : 9,464 of 0 = 0.00%

Precincts Reporting 49 of 49 = 100.00%

Party	Candidate	Absentee		Early		Election		Total	
Precinct D113 (Ballots Cast: 51)									
UNITED STATES SENATOR, Vote For 1									
	Rand PAUL	0	0.00%	0	0.00%	16	84.21%	16	84.21%
	Stephen Howard SLAUGHTER	0	0.00%	0	0.00%	3	15.79%	3	15.79%
	James R. GOULD	0	0.00%	0	0.00%	0	0.00%	0	0.00%
	Cast Votes:	0	0.00%	0	0.00%	19	100.00%	19	100.00%
	Over Votes:	0	0.00%	0	0.00%	0	0.00%	0	0.00%
	Under Votes:	0	0.00%	0	0.00%	0	0.00%	0	0.00%
STATE REPRESENTATIVE 49th Representative District, Vote For 1									
	Jennifer L. STEPP	0	0.00%	0	0.00%	4	21.06%	4	21.06%
	Cast Votes:	0	0.00%	0	0.00%	19	100.00%	19	100.00%
	Over Votes:	0	0.00%	0	0.00%	0	0.00%	0	0.00%
	Under Votes:	0	0.00%	0	0.00%	0	0.00%	0	0.00%
PRESIDENT of the UNITED STATES, Vote For 1									
	Martin J. O'MALLEY	0	0.00%	0	0.00%	2	6.45%	2	6.45%
	Bernard "Bernie" SANDERS	0	0.00%	0	0.00%	15	48.39%	15	48.39%
	Hillary CLINTON	0	0.00%	0	0.00%	10	32.26%	10	32.26%
	Roque Rocky DE LA FUENTE	0	0.00%	0	0.00%	0	0.00%	0	0.00%
	"UNCOMMITTED"	0	0.00%	0	0.00%	4	12.90%	4	12.90%
	Cast Votes:	0	0.00%	0	0.00%	31	96.88%	31	96.88%
	Over Votes:	0	0.00%	0	0.00%	0	0.00%	0	0.00%
	Under Votes:	0	0.00%	0	0.00%	1	3.13%	1	3.13%
UNITED STATES SENATOR, Vote For 1									
	Rory HOULIHAN	0	0.00%	0	0.00%	2	6.45%	2	6.45%
	Jeff KENDER	0	0.00%	0	0.00%	4	12.90%	4	12.90%
	Ron LEACH	0	0.00%	0	0.00%	7	22.58%	7	22.58%
	Tom RECKTENWALD	0	0.00%	0	0.00%	3	9.68%	3	9.68%
	Grant T. SHORT	0	0.00%	0	0.00%	1	3.23%	1	3.23%
	Seiba WILDER	0	0.00%	0	0.00%	5	16.13%	5	16.13%
	Jim GRAY	0	0.00%	0	0.00%	9	29.03%	9	29.03%
	Cast Votes:	0	0.00%	0	0.00%	31	96.88%	31	96.88%
	Over Votes:	0	0.00%	0	0.00%	0	0.00%	0	0.00%
	Under Votes:	0	0.00%	0	0.00%	1	3.13%	1	3.13%
STATE REPRESENTATIVE 49th Representative District, Vote For 1									
	Jonathan CACCIATORE	0	0.00%	0	0.00%	7	21.88%	7	21.88%
	Linda Howlett BELCHER	0	0.00%	0	0.00%	25	78.13%	25	78.13%
	Cast Votes:	0	0.00%	0	0.00%	32	100.00%	32	100.00%
	Over Votes:	0	0.00%	0	0.00%	0	0.00%	0	0.00%
	Under Votes:	0	0.00%	0	0.00%	0	0.00%	0	0.00%

Precinct Report — Unofficial

PRESIDENTIAL PREFERENCE AND REGULAR PRIMARY — OFFICIAL BALLOT FOR BULLITT COUNTY — May 17, 2016

05/17/2016 07:32 PM

Total Number of Voters : 9,464 of 0 = 0.00%

Precincts Reporting 49 of 49 = 100.00%

Party	Candidate	Absentee		Early		Election		Total	
Precinct D114 (Ballots Cast: 55)									
UNITED STATES SENATOR, Vote For 1									
	Rand PAUL	0	0.00%	0	0.00%	18	85.71%	18	85.71%
	Stephen Howard SLAUGHTER	0	0.00%	0	0.00%	2	9.52%	2	9.52%
	James R. GOULD	0	0.00%	0	0.00%	1	4.76%	1	4.76%
	Cast Votes:	0	0.00%	0	0.00%	21	100.00%	21	100.00%
	Over Votes:	0	0.00%	0	0.00%	0	0.00%	0	0.00%
	Under Votes:	0	0.00%	0	0.00%	0	0.00%	0	0.00%
STATE REPRESENTATIVE 49th Representative District, Vote For 1									
	Jennifer L. STEPP	0	0.00%	0	0.00%	12	70.59%	12	70.59%
	Cast Votes:	0	0.00%	0	0.00%	17	89.95%	17	89.95%
	Over Votes:	0	0.00%	0	0.00%	0	0.00%	0	0.00%
	Under Votes:	0	0.00%	0	0.00%	4	19.05%	4	19.05%
PRESIDENT of the UNITED STATES, Vote For 1									
	Martin J. O'MALLEY	0	0.00%	0	0.00%	0	0.00%	0	0.00%
	Bernard "Bernie" SANDERS	0	0.00%	0	0.00%	23	52.27%	23	52.27%
	Hillary CLINTON	0	0.00%	0	0.00%	19	43.18%	19	43.18%
	Roque Rocky DE LA FUENTE	0	0.00%	0	0.00%	1	2.27%	1	2.27%
	"UNCOMMITTED"	0	0.00%	0	0.00%	1	2.27%	1	2.27%
	Cast Votes:	0	0.00%	0	0.00%	44	100.00%	44	100.00%
	Over Votes:	0	0.00%	0	0.00%	0	0.00%	0	0.00%
	Under Votes:	0	0.00%	0	0.00%	0	0.00%	0	0.00%
UNITED STATES SENATOR, Vote For 1									
	Rory HOULIHAN	0	0.00%	0	0.00%	2	5.00%	2	5.00%
	Jeff KENDER	0	0.00%	0	0.00%	4	10.00%	4	10.00%
	Ron LEACH	0	0.00%	0	0.00%	5	12.50%	5	12.50%
	Tom RECKTENWALD	0	0.00%	0	0.00%	4	10.00%	4	10.00%
	Grant T. SHORT	0	0.00%	0	0.00%	2	5.00%	2	5.00%
	Sellus WILDER	0	0.00%	0	0.00%	3	7.50%	3	7.50%
	Jim GRAY	0	0.00%	0	0.00%	20	50.00%	20	50.00%
	Cast Votes:	0	0.00%	0	0.00%	40	90.91%	40	90.91%
	Over Votes:	0	0.00%	0	0.00%	0	0.00%	0	0.00%
	Under Votes:	0	0.00%	0	0.00%	4	9.09%	4	9.09%
STATE REPRESENTATIVE 49th Representative District, Vote For 1									
	Jonathon CACCIATORE	0	0.00%	0	0.00%	14	34.15%	14	34.15%
	Linda Howlett BELCHER	0	0.00%	0	0.00%	27	65.85%	27	65.85%
	Cast Votes:	0	0.00%	0	0.00%	41	93.18%	41	93.18%
	Over Votes:	0	0.00%	0	0.00%	0	0.00%	0	0.00%
	Under Votes:	0	0.00%	0	0.00%	3	6.82%	3	6.82%

Original

Cumulative Report — Unofficial

PRESIDENTIAL PREFERENCE AND REGULAR PRIMARY — OFFICIAL BALLOT FOR BUTLER COUNTY — May 17, 2016

05/17/2016 07:01 PM

Total Number of Voters : 1,358 of 0 = 0.00%

Precincts Reporting 13 of 13 = 100.00%

Party	Candidate	Absentee		Early		Election		Total	
UNITED STATES SENATOR, Vote For 1									
	Rand PAUL	0	0.00%	0	0.00%	704	79.64%	704	79.64%
	Stephen Howard SLAUGHTER	0	0.00%	0	0.00%	96	10.86%	96	10.86%
	James R. GOULD	0	0.00%	0	0.00%	84	9.50%	84	9.50%
	Cast Votes:	0	0.00%	0	0.00%	884	99.21%	884	99.21%
	Over Votes:	0	0.00%	0	0.00%	0	0.00%	0	0.00%
	Under Votes:	0	0.00%	0	0.00%	7	0.79%	7	0.79%
PRESIDENT of the UNITED STATES, Vote For 1									
	Martin J. O'MALLEY	0	0.00%	0	0.00%	8	1.72%	8	1.72%
	Bernard "Bernie" SANDERS	0	0.00%	0	0.00%	196	42.06%	196	42.06%
	Hillary CLINTON	0	0.00%	0	0.00%	238	51.07%	238	51.07%
	Roque Rocky DE LA FUENTE	0	0.00%	0	0.00%	2	0.43%	2	0.43%
	"UNCOMMITTED"	0	0.00%	0	0.00%	22	4.72%	22	4.72%
	Cast Votes:	0	0.00%	0	0.00%	466	99.79%	466	99.79%
	Over Votes:	0	0.00%	0	0.00%	0	0.00%	0	0.00%
	Under Votes:	0	0.00%	0	0.00%	1	0.21%	1	0.21%
UNITED STATES SENATOR, Vote For 1									
	Rory HOULIHAN	0	0.00%	0	0.00%	8	1.95%	8	1.95%
	Jeff KENDER	0	0.00%	0	0.00%	15	3.66%	15	3.66%
	Ron LEACH	0	0.00%	0	0.00%	61	14.88%	61	14.88%
	Tom RECKTENWALD	0	0.00%	0	0.00%	7	1.71%	7	1.71%
	Grant T. SHORT	0	0.00%	0	0.00%	16	3.90%	16	3.90%
	Sellus WILDER	0	0.00%	0	0.00%	61	14.88%	61	14.88%
	Jim GRAY	0	0.00%	0	0.00%	242	59.02%	242	59.02%
	Cast Votes:	0	0.00%	0	0.00%	410	87.79%	410	87.79%
	Over Votes:	0	0.00%	0	0.00%	0	0.00%	0	0.00%
	Under Votes:	0	0.00%	0	0.00%	57	12.21%	57	12.21%

RECEIVED
MAY 24 2016
State Board of Elections

Original

PRIMARY ELECTION
BUTLER COUNTY - 2ND. CONG. DIST.
RECAPITULATION SHEET
MAY 17, 2016

	ABSENTEE			E. MORGANTOWN			W. MORGANTOWN			S. SECOND			N. SECOND			LITTLE BEND			S. THIRD			N. THIRD			ABERDEEN			W. FOURTH			E. FOURTH		
	Mail-In	Walk-In	Total	eSlate	eScan	Total	eSlate	eScan	Total	eSlate	eScan	Total	eSlate	eScan	Total	eSlate	eScan	Total	eSlate	eScan	Total	eSlate	eScan	Total	eSlate	eScan	Total	eSlate	eScan	Total	eSlate	eScan	Total
UNITED STATES SENATOR - REP																																	
Rand PAUL	0	13	13	0	45	45	0	50	50	0	65	65	0	106	106	0	9	9	3	67	70	0	55	55	0	45	45	0	45	45	0	41	41
Stephen Howard SLAUGHTER	0	2	2	0	6	6	1	10	11	0	9	9	0	7	7	0	2	2	0	16	16	0	10	10	0	12	12	0	0	0	0	2	2
James R. GOULD	0	2	2	0	5	5	0	8	8	0	6	6	0	11	11	0	0	0	0	6	6	0	10	10	0	11	11	0	3	3	0	0	0
PRESIDENT of the UNITED STATES - DEM																																	
Martin J. O'MALLEY	0	0	0	0	0	0	1	0	1	0	0	0	0	0	0	0	0	0	0	1	1	0	3	3	0	1	1	0	0	0	0	0	0
Bernard "Bernie" SANDERS	0	4	4	0	17	17	0	17	17	0	12	12	0	46	46	0	1	1	2	25	27	0	15	15	0	10	10	0	7	7	0	17	17
Hillary CLINTON	0	8	8	0	13	13	0	20	20	0	30	30	0	34	34	0	2	2	0	28	28	0	30	30	0	19	19	0	9	9	0	19	19
Roque Rocky DE LA FUENTE	0	0	0	0	0	0	0	0	0	0	0	0	0	1	1	0	0	0	0	1	1	0	0	0	0	0	0	0	0	0	0	0	0
"UNCOMMITTED"	0	1	1	0	0	0	0	1	1	0	2	2	0	3	3	0	1	1	0	2	2	0	5	5	0	1	1	0	0	0	0	1	1
UNITED STATES SENATOR - DEM																																	
Rory HOULIHAN	0	1	1	0	0	0	0	1	1	0	0	0	0	0	0	0	0	0	0	2	2	0	2	2	0	0	0	0	0	0	0	1	1
Jeff KENDER	0	1	1	0	0	0	0	1	1	0	1	1	0	4	4	0	0	0	0	3	3	0	1	1	0	1	1	0	0	0	0	1	1
Ron LEACH	0	3	3	0	3	3	0	6	10	0	3	3	0	9	9	0	0	0	2	7	9	0	8	8	0	3	3	0	1	1	0	5	5
Tom RECKTENWALD	0	0	0	0	0	0	0	0	0	0	0	0	0	2	2	0	0	0	0	2	2	0	0	0	0	1	1	0	0	0	0	1	1
Grant T. SHORT	0	0	0	0	1	1	0	0	0	0	1	1	0	4	4	0	0	0	0	5	5	0	0	0	0	0	0	0	0	0	0	0	0
Sellus WILDER	0	0	0	0	9	9	0	5	5	0	5	5	0	9	9	0	1	1	0	10	10	0	6	6	0	4	4	0	3	3	0	3	3
Jim GRAY	0	7	7	0	13	13	1	19	20	0	33	33	0	39	39	0	3	3	0	19	19	0	28	28	0	19	19	0	11	11	0	22	22

RECEIVED
MAY 24 2016
Board of Elections

PRIMARY ELECTION
BUTLER COUNTY - 2ND. CONG. DIST.
RECAPITULATION SHEET
MAY 17, 2016

	S. FIFTH			N. FIFTH			GRAND TOTAL
	eSlate	eScan	Total	eSlate	eScan	Total	
UNITED STATES SENATOR - REP							
Rand PAUL	2	82	84	0	76	76	704
Stephen Howard SLAUGHTER	0	7	7	0	12	12	90
James R. GOULD	0	9	9	0	13	13	87
PRESIDENT of the UNITED STATES - DEM							
Martin J. O'MALLEY	0	1	1	0	1	1	8
Bernard "Bernie" SANDERS	0	15	15	0	8	8	196
Hillary CLINTON	1	15	16	0	10	10	238
Roque Rocky DE LA FUENTE	0	0	0	0	0	0	2
"UNCOMMITTED"	0	2	2	0	3	3	22
UNITED STATES SENATOR - DEM							
Rory HOULIHAN	0	0	0	0	1	1	8
Jeff KENDER	0	0	0	0	2	2	15
Ron LEACH	0	5	5	0	6	6	61
Tom RECKTENWALD	0	1	1	0	0	0	7
Grant T. SHORT	0	3	3	0	2	2	16
Sellus WILDER	0	4	4	0	2	2	61
Jim GRAY	1	19	20	0	8	8	242

5

Cumulative Report — Unofficial

PRESIDENTIAL PREFERENCE AND REGULAR PRIMARY — OFFICIAL BALLOT FOR CALDWELL COUNTY — May 17, 2016

05/17/2016 07:33 PM

Total Number of Voters : 2,238 of 0 = 0.00%

Precincts Reporting 14 of 14 = 100.00%

Party	Candidate	Absentee		Early		Election		Total	
UNITED STATES SENATOR, Vote For 1									
	James R. GOULD	0	0.00%	0	0.00%	48	8.79%	48	8.79%
	Rand PAUL	0	0.00%	0	0.00%	474	86.81%	474	86.81%
	Stephen Howard SLAUGHTER	0	0.00%	0	0.00%	24	4.40%	24	4.40%
	Cast Votes:	0	0.00%	0	0.00%	546	98.56%	546	98.56%
	Over Votes:	0	0.00%	0	0.00%	0	0.00%	0	0.00%
	Under Votes:	0	0.00%	0	0.00%	8	1.44%	8	1.44%
UNITED STATES REPRESENTATIVE in CONGRESS 1st Congressional District, Vote For 1									
	Mike PAPE	0	0.00%	0	0.00%	195	35.52%	195	35.52%
	Miles A. CAUGHEY JR.	0	0.00%	0	0.00%	23	4.19%	23	4.19%
	Jason BATTS	0	0.00%	0	0.00%	87	15.85%	87	15.85%
	James R. COMER	0	0.00%	0	0.00%	244	44.44%	244	44.44%
	Cast Votes:	0	0.00%	0	0.00%	549	99.10%	549	99.10%
	Over Votes:	0	0.00%	0	0.00%	0	0.00%	0	0.00%
	Under Votes:	0	0.00%	0	0.00%	5	0.90%	5	0.90%
PRESIDENT of the UNITED STATES, Vote For 1									
	Martin J. O'MALLEY	0	0.00%	0	0.00%	35	2.11%	35	2.11%
	Bernard "Bernie" SANDERS	0	0.00%	0	0.00%	866	52.11%	866	52.11%
	Hillary CLINTON	0	0.00%	0	0.00%	570	34.30%	570	34.30%
	Roque Rocky DE LA FUENTE	0	0.00%	0	0.00%	12	0.72%	12	0.72%
	"UNCOMMITTED"	0	0.00%	0	0.00%	179	10.77%	179	10.77%
	Cast Votes:	0	0.00%	0	0.00%	1,662	98.69%	1,662	98.69%
	Over Votes:	0	0.00%	0	0.00%	1	0.06%	1	0.06%
	Under Votes:	0	0.00%	0	0.00%	21	1.25%	21	1.25%
UNITED STATES SENATOR, Vote For 1									
	Jim GRAY	0	0.00%	0	0.00%	1,057	71.52%	1,057	71.52%
	Rory HOULIHAN	0	0.00%	0	0.00%	33	2.23%	33	2.23%
	Jeff KENDER	0	0.00%	0	0.00%	76	5.14%	76	5.14%
	Ron LEACH	0	0.00%	0	0.00%	150	10.15%	150	10.15%
	Tom RECKTENWALD	0	0.00%	0	0.00%	22	1.49%	22	1.49%
	Grant T. SHORT	0	0.00%	0	0.00%	48	3.25%	48	3.25%
	Sellus WILDER	0	0.00%	0	0.00%	92	6.22%	92	6.22%
	Cast Votes:	0	0.00%	0	0.00%	1,478	87.77%	1,478	87.77%
	Over Votes:	0	0.00%	0	0.00%	0	0.00%	0	0.00%
	Under Votes:	0	0.00%	0	0.00%	206	12.23%	206	12.23%

Cumulative Report — Unofficial

PRESIDENTIAL PREFERENCE AND REGULAR PRIMARY — OFFICIAL BALLOT FOR CALDWELL COUNTY — May 17, 2016

05/17/2016 07:33 PM

Total Number of Voters : 2,238 of 0 = 0.00%

Precincts Reporting 14 of 14 = 100.00%

Party	Candidate	Absentee		Early		Election		Total	
UNITED STATES REPRESENTATIVE in CONGRESS 1st Congressional District, Vote For 1									
	Tom OSBORNE	0	0.00%	0	0.00%	990	71.17%	990	71.17%
	Samuel L. GASKINS	0	0.00%	0	0.00%	401	28.83%	401	28.83%
	Cast Votes:	0	0.00%	0	0.00%	1,391	82.60%	1,391	82.60%
	Over Votes:	0	0.00%	0	0.00%	1	0.06%	1	0.06%
	Under Votes:	0	0.00%	0	0.00%	292	17.34%	292	17.34%

Precinct Report — Unofficial

PRESIDENTIAL PREFERENCE AND REGULAR PRIMARY — OFFICIAL BALLOT FOR CALDWELL COUNTY — May 17, 2016

05/17/2016 07:33 PM

Total Number of Voters : 2,238 of 0 = 0.00%

Precincts Reporting 14 of 14 = 100.00%

Party	Candidate	Absentee		Early		Election		Total	
Precinct AB (Ballots Cast: 76)									
UNITED STATES SENATOR, Vote For 1									
	James R. GOULD	0	0.00%	0	0.00%	3	12.50%	3	12.50%
	Rand PAUL	0	0.00%	0	0.00%	21	87.50%	21	87.50%
	Stephen Howard SLAUGHTER	0	0.00%	0	0.00%	0	0.00%	0	0.00%
	Cast Votes:	0	0.00%	0	0.00%	24	100.00%	24	100.00%
	Over Votes:	0	0.00%	0	0.00%	0	0.00%	0	0.00%
	Under Votes:	0	0.00%	0	0.00%	0	0.00%	0	0.00%
UNITED STATES REPRESENTATIVE in CONGRESS 1st Congressional District, Vote For 1									
	Mike PAPE	0	0.00%	0	0.00%	11	45.83%	11	45.83%
	Miles A. CAUGHEY JR.	0	0.00%	0	0.00%	0	0.00%	0	0.00%
	Jason BATTS	0	0.00%	0	0.00%	0	0.00%	0	0.00%
	James R. COMER	0	0.00%	0	0.00%	13	54.17%	13	54.17%
	Cast Votes:	0	0.00%	0	0.00%	24	100.00%	24	100.00%
	Over Votes:	0	0.00%	0	0.00%	0	0.00%	0	0.00%
	Under Votes:	0	0.00%	0	0.00%	0	0.00%	0	0.00%
PRESIDENT of the UNITED STATES, Vote For 1									
	Martin J. O'MALLEY	0	0.00%	0	0.00%	2	4.00%	2	4.00%
	Bernard "Bernie" SANDERS	0	0.00%	0	0.00%	20	40.00%	20	40.00%
	Hillary CLINTON	0	0.00%	0	0.00%	22	44.00%	22	44.00%
	Roque Rocky DE LA FUENTE	0	0.00%	0	0.00%	0	0.00%	0	0.00%
	"UNCOMMITTED"	0	0.00%	0	0.00%	6	12.00%	6	12.00%
	Cast Votes:	0	0.00%	0	0.00%	50	96.15%	50	96.15%
	Over Votes:	0	0.00%	0	0.00%	0	0.00%	0	0.00%
	Under Votes:	0	0.00%	0	0.00%	2	3.85%	2	3.85%
UNITED STATES SENATOR, Vote For 1									
	Jim GRAY	0	0.00%	0	0.00%	40	81.63%	40	81.63%
	Rory HOULIHAN	0	0.00%	0	0.00%	0	0.00%	0	0.00%
	Jeff KENDER	0	0.00%	0	0.00%	1	2.04%	1	2.04%
	Ron LEACH	0	0.00%	0	0.00%	6	12.24%	6	12.24%
	Tom RECKTENWALD	0	0.00%	0	0.00%	0	0.00%	0	0.00%
	Grant T. SHORT	0	0.00%	0	0.00%	1	2.04%	1	2.04%
	Sellus WILDER	0	0.00%	0	0.00%	1	2.04%	1	2.04%
	Cast Votes:	0	0.00%	0	0.00%	49	94.23%	49	94.23%
	Over Votes:	0	0.00%	0	0.00%	0	0.00%	0	0.00%
	Under Votes:	0	0.00%	0	0.00%	3	5.77%	3	5.77%

Precinct Report — Unofficial

PRESIDENTIAL PREFERENCE AND REGULAR PRIMARY — OFFICIAL BALLOT FOR CALDWELL COUNTY — May 17, 2016

05/17/2016 07:33 PM

Total Number of Voters : 2,238 of 0 = 0.00%

Precincts Reporting 14 of 14 = 100.00%

Party	Candidate	Absentee		Early		Election		Total	
Precinct AB (Ballots Cast: 76)									
UNITED STATES REPRESENTATIVE in CONGRESS 1st Congressional District, Vote For 1									
	Tom OSBORNE	0	0.00%	0	0.00%	34	73.91%	34	73.91%
	Samuel L. GASKINS	0	0.00%	0	0.00%	12	26.09%	12	26.09%
	Cast Votes:	0	0.00%	0	0.00%	46	88.46%	46	88.46%
	Over Votes:	0	0.00%	0	0.00%	0	0.00%	0	0.00%
	Under Votes:	0	0.00%	0	0.00%	6	11.54%	6	11.54%

Precinct Report — Unofficial

PRESIDENTIAL PREFERENCE AND REGULAR PRIMARY — OFFICIAL BALLOT FOR CALDWELL COUNTY — May 17, 2016

05/17/2016 07:33 PM

Total Number of Voters : 2,238 of 0 = 0.00%

Precincts Reporting 14 of 14 = 100.00%

Party	Candidate	Absentee		Early		Election		Total	
Precinct A101 (Ballots Cast: 195)									
UNITED STATES SENATOR, Vote For 1									
	James R. GOULD	0	0.00%	0	0.00%	1	1.75%	1	1.75%
	Rand PAUL	0	0.00%	0	0.00%	52	91.23%	52	91.23%
	Stephen Howard SLAUGHTER	0	0.00%	0	0.00%	4	7.02%	4	7.02%
	Cast Votes:	0	0.00%	0	0.00%	57	96.61%	57	96.61%
	Over Votes:	0	0.00%	0	0.00%	0	0.00%	0	0.00%
	Under Votes:	0	0.00%	0	0.00%	2	3.39%	2	3.39%
UNITED STATES REPRESENTATIVE in CONGRESS 1st Congressional District, Vote For 1									
	Mike PAPE	0	0.00%	0	0.00%	11	18.64%	11	18.64%
	Miles A. CAUGHEY JR.	0	0.00%	0	0.00%	5	8.47%	5	8.47%
	Jason BATTS	0	0.00%	0	0.00%	8	13.56%	8	13.56%
	James R. COMER	0	0.00%	0	0.00%	35	59.32%	35	59.32%
	Cast Votes:	0	0.00%	0	0.00%	59	100.00%	59	100.00%
	Over Votes:	0	0.00%	0	0.00%	0	0.00%	0	0.00%
	Under Votes:	0	0.00%	0	0.00%	0	0.00%	0	0.00%
PRESIDENT of the UNITED STATES, Vote For 1									
	Martin J. O'MALLEY	0	0.00%	0	0.00%	4	2.96%	4	2.96%
	Bernard "Bernie" SANDERS	0	0.00%	0	0.00%	69	51.11%	69	51.11%
	Hillary CLINTON	0	0.00%	0	0.00%	41	30.37%	41	30.37%
	Roque Rocky DE LA FUENTE	0	0.00%	0	0.00%	2	1.48%	2	1.48%
	"UNCOMMITTED"	0	0.00%	0	0.00%	19	14.07%	19	14.07%
	Cast Votes:	0	0.00%	0	0.00%	135	99.26%	135	99.26%
	Over Votes:	0	0.00%	0	0.00%	0	0.00%	0	0.00%
	Under Votes:	0	0.00%	0	0.00%	1	0.74%	1	0.74%
UNITED STATES SENATOR, Vote For 1									
	Jim GRAY	0	0.00%	0	0.00%	81	63.28%	81	63.28%
	Rory HOULIHAN	0	0.00%	0	0.00%	2	1.56%	2	1.56%
	Jeff KENDER	0	0.00%	0	0.00%	8	6.25%	8	6.25%
	Ron LEACH	0	0.00%	0	0.00%	19	14.84%	19	14.84%
	Tom RECKTENWALD	0	0.00%	0	0.00%	2	1.56%	2	1.56%
	Grant T. SHORT	0	0.00%	0	0.00%	7	5.47%	7	5.47%
	Sellus WILDER	0	0.00%	0	0.00%	9	7.03%	9	7.03%
	Cast Votes:	0	0.00%	0	0.00%	128	94.12%	128	94.12%
	Over Votes:	0	0.00%	0	0.00%	0	0.00%	0	0.00%
	Under Votes:	0	0.00%	0	0.00%	8	5.88%	8	5.88%

Precinct Report — Unofficial

PRESIDENTIAL PREFERENCE AND REGULAR PRIMARY — OFFICIAL BALLOT FOR CALDWELL COUNTY — May 17, 2016

05/17/2016 07:33 PM

Total Number of Voters : 2,238 of 0 = 0.00%

Precincts Reporting 14 of 14 = 100.00%

Party	Candidate	Absentee		Early		Election		Total	
Precinct A101 (Ballots Cast: 195)									
UNITED STATES REPRESENTATIVE in CONGRESS 1st Congressional District, Vote For 1									
	Tom OSBORNE	0	0.00%	0	0.00%	83	68.60%	83	68.60%
	Samuel L. GASKINS	0	0.00%	0	0.00%	38	31.40%	38	31.40%
	Cast Votes:	0	0.00%	0	0.00%	121	88.97%	121	88.97%
	Over Votes:	0	0.00%	0	0.00%	0	0.00%	0	0.00%
	Under Votes:	0	0.00%	0	0.00%	15	11.03%	15	11.03%

Precinct Report — Unofficial

PRESIDENTIAL PREFERENCE AND REGULAR PRIMARY — OFFICIAL BALLOT FOR CALDWELL COUNTY — May 17, 2016

05/17/2016 07:33 PM

Total Number of Voters : 2,238 of 0 = 0.00%

Precincts Reporting 14 of 14 = 100.00%

Party	Candidate	Absentee		Early		Election		Total	
Precinct A102 (Ballots Cast: 98)									
UNITED STATES SENATOR, Vote For 1									
	James R. GOULD	0	0.00%	0	0.00%	1	2.78%	1	2.78%
	Rand PAUL	0	0.00%	0	0.00%	30	83.33%	30	83.33%
	Stephen Howard SLAUGHTER	0	0.00%	0	0.00%	5	13.89%	5	13.89%
	Cast Votes:	0	0.00%	0	0.00%	36	94.74%	36	94.74%
	Over Votes:	0	0.00%	0	0.00%	0	0.00%	0	0.00%
	Under Votes:	0	0.00%	0	0.00%	2	5.26%	2	5.26%
UNITED STATES REPRESENTATIVE in CONGRESS 1st Congressional District, Vote For 1									
	Mike PAPE	0	0.00%	0	0.00%	9	23.68%	9	23.68%
	Miles A. CAUGHEY JR.	0	0.00%	0	0.00%	1	2.63%	1	2.63%
	Jason BATTS	0	0.00%	0	0.00%	7	18.42%	7	18.42%
	James R. COMER	0	0.00%	0	0.00%	21	55.26%	21	55.26%
	Cast Votes:	0	0.00%	0	0.00%	38	100.00%	38	100.00%
	Over Votes:	0	0.00%	0	0.00%	0	0.00%	0	0.00%
	Under Votes:	0	0.00%	0	0.00%	0	0.00%	0	0.00%
PRESIDENT of the UNITED STATES, Vote For 1									
	Martin J. O'MALLEY	0	0.00%	0	0.00%	1	1.69%	1	1.69%
	Bernard "Bernie" SANDERS	0	0.00%	0	0.00%	40	67.80%	40	67.80%
	Hillary CLINTON	0	0.00%	0	0.00%	14	23.73%	14	23.73%
	Roque Rocky DE LA FUENTE	0	0.00%	0	0.00%	0	0.00%	0	0.00%
	"UNCOMMITTED"	0	0.00%	0	0.00%	4	6.78%	4	6.78%
	Cast Votes:	0	0.00%	0	0.00%	59	98.33%	59	98.33%
	Over Votes:	0	0.00%	0	0.00%	0	0.00%	0	0.00%
	Under Votes:	0	0.00%	0	0.00%	1	1.67%	1	1.67%
UNITED STATES SENATOR, Vote For 1									
	Jim GRAY	0	0.00%	0	0.00%	46	82.14%	46	82.14%
	Rory HOULIHAN	0	0.00%	0	0.00%	0	0.00%	0	0.00%
	Jeff KENDER	0	0.00%	0	0.00%	5	8.93%	5	8.93%
	Ron LEACH	0	0.00%	0	0.00%	3	5.36%	3	5.36%
	Tom RECKTENWALD	0	0.00%	0	0.00%	0	0.00%	0	0.00%
	Grant T. SHORT	0	0.00%	0	0.00%	0	0.00%	0	0.00%
	Sellus WILDER	0	0.00%	0	0.00%	2	3.57%	2	3.57%
	Cast Votes:	0	0.00%	0	0.00%	56	93.33%	56	93.33%
	Over Votes:	0	0.00%	0	0.00%	0	0.00%	0	0.00%
	Under Votes:	0	0.00%	0	0.00%	4	6.67%	4	6.67%

Precinct Report — Unofficial

PRESIDENTIAL PREFERENCE AND REGULAR PRIMARY — OFFICIAL BALLOT FOR CALDWELL COUNTY — May 17, 2016

05/17/2016 07:33 PM

Total Number of Voters : 2,238 of 0 = 0.00%

Precincts Reporting 14 of 14 = 100.00%

Party	Candidate	Absentee		Early		Election		Total	
Precinct A102 (Ballots Cast: 98)									
UNITED STATES REPRESENTATIVE in CONGRESS 1st Congressional District, Vote For 1									
	Tom OSBORNE	0	0.00%	0	0.00%	41	74.55%	41	74.55%
	Samuel L. GASKINS	0	0.00%	0	0.00%	14	25.45%	14	25.45%
	Cast Votes:	0	0.00%	0	0.00%	55	91.67%	55	91.67%
	Over Votes:	0	0.00%	0	0.00%	0	0.00%	0	0.00%
	Under Votes:	0	0.00%	0	0.00%	5	8.33%	5	8.33%

Precinct Report — Unofficial

PRESIDENTIAL PREFERENCE AND REGULAR PRIMARY — OFFICIAL BALLOT FOR CALDWELL COUNTY — May 17, 2016

05/17/2016 07:33 PM

Total Number of Voters : 2,238 of 0 = 0.00%

Precincts Reporting 14 of 14 = 100.00%

Party	Candidate	Absentee		Early		Election		Total	
Precinct A103 (Ballots Cast: 213)									
UNITED STATES SENATOR, Vote For 1									
	James R. GOULD	0	0.00%	0	0.00%	6	17.14%	6	17.14%
	Rand PAUL	0	0.00%	0	0.00%	28	80.00%	28	80.00%
	Stephen Howard SLAUGHTER	0	0.00%	0	0.00%	1	2.86%	1	2.86%
	Cast Votes:	0	0.00%	0	0.00%	35	94.59%	35	94.59%
	Over Votes:	0	0.00%	0	0.00%	0	0.00%	0	0.00%
	Under Votes:	0	0.00%	0	0.00%	2	5.41%	2	5.41%
UNITED STATES REPRESENTATIVE in CONGRESS 1st Congressional District, Vote For 1									
	Mike PAPE	0	0.00%	0	0.00%	17	45.95%	17	45.95%
	Miles A. CAUGHEY JR.	0	0.00%	0	0.00%	1	2.70%	1	2.70%
	Jason BATTS	0	0.00%	0	0.00%	4	10.81%	4	10.81%
	James R. COMER	0	0.00%	0	0.00%	15	40.54%	15	40.54%
	Cast Votes:	0	0.00%	0	0.00%	37	100.00%	37	100.00%
	Over Votes:	0	0.00%	0	0.00%	0	0.00%	0	0.00%
	Under Votes:	0	0.00%	0	0.00%	0	0.00%	0	0.00%
PRESIDENT of the UNITED STATES, Vote For 1									
	Martin J. O'MALLEY	0	0.00%	0	0.00%	2	1.14%	2	1.14%
	Bernard "Bernie" SANDERS	0	0.00%	0	0.00%	99	56.57%	99	56.57%
	Hillary CLINTON	0	0.00%	0	0.00%	66	37.71%	66	37.71%
	Roque Rocky DE LA FUENTE	0	0.00%	0	0.00%	0	0.00%	0	0.00%
	"UNCOMMITTED"	0	0.00%	0	0.00%	8	4.57%	8	4.57%
	Cast Votes:	0	0.00%	0	0.00%	175	99.43%	175	99.43%
	Over Votes:	0	0.00%	0	0.00%	0	0.00%	0	0.00%
	Under Votes:	0	0.00%	0	0.00%	1	0.57%	1	0.57%
UNITED STATES SENATOR, Vote For 1									
	Jim GRAY	0	0.00%	0	0.00%	106	71.14%	106	71.14%
	Rory HOULIHAN	0	0.00%	0	0.00%	5	3.36%	5	3.36%
	Jeff KENDER	0	0.00%	0	0.00%	7	4.70%	7	4.70%
	Ron LEACH	0	0.00%	0	0.00%	16	10.74%	16	10.74%
	Tom RECKTENWALD	0	0.00%	0	0.00%	2	1.34%	2	1.34%
	Grant T. SHORT	0	0.00%	0	0.00%	3	2.01%	3	2.01%
	Sellus WILDER	0	0.00%	0	0.00%	10	6.71%	10	6.71%
	Cast Votes:	0	0.00%	0	0.00%	149	84.66%	149	84.66%
	Over Votes:	0	0.00%	0	0.00%	0	0.00%	0	0.00%
	Under Votes:	0	0.00%	0	0.00%	27	15.34%	27	15.34%

Precinct Report — Unofficial

PRESIDENTIAL PREFERENCE AND REGULAR PRIMARY — OFFICIAL BALLOT FOR CALDWELL COUNTY — May 17, 2016

05/17/2016 07:33 PM

Total Number of Voters : 2,238 of 0 = 0.00%

Precincts Reporting 14 of 14 = 100.00%

Party	Candidate	Absentee		Early		Election		Total	
Precinct A103 (Ballots Cast: 213)									
UNITED STATES REPRESENTATIVE in CONGRESS 1st Congressional District, Vote For 1									
	Tom OSBORNE	0	0.00%	0	0.00%	94	70.15%	94	70.15%
	Samuel L. GASKINS	0	0.00%	0	0.00%	40	29.85%	40	29.85%
	Cast Votes:	0	0.00%	0	0.00%	134	76.14%	134	76.14%
	Over Votes:	0	0.00%	0	0.00%	0	0.00%	0	0.00%
	Under Votes:	0	0.00%	0	0.00%	42	23.86%	42	23.86%

Precinct Report — Unofficial

PRESIDENTIAL PREFERENCE AND REGULAR PRIMARY — OFFICIAL BALLOT FOR CALDWELL COUNTY — May 17, 2016

05/17/2016 07:33 PM

Total Number of Voters : 2,238 of 0 = 0.00%

Precincts Reporting 14 of 14 = 100.00%

Party	Candidate	Absentee		Early		Election		Total	
Precinct B101 (Ballots Cast: 204)									
UNITED STATES SENATOR, Vote For 1									
	James R. GOULD	0	0.00%	0	0.00%	2	3.51%	2	3.51%
	Rand PAUL	0	0.00%	0	0.00%	55	96.49%	55	96.49%
	Stephen Howard SLAUGHTER	0	0.00%	0	0.00%	0	0.00%	0	0.00%
	Cast Votes:	0	0.00%	0	0.00%	57	100.00%	57	100.00%
	Over Votes:	0	0.00%	0	0.00%	0	0.00%	0	0.00%
	Under Votes:	0	0.00%	0	0.00%	0	0.00%	0	0.00%
UNITED STATES REPRESENTATIVE in CONGRESS 1st Congressional District, Vote For 1									
	Mike PAPE	0	0.00%	0	0.00%	25	43.86%	25	43.86%
	Miles A. CAUGHEY JR.	0	0.00%	0	0.00%	1	1.75%	1	1.75%
	Jason BATTS	0	0.00%	0	0.00%	5	8.77%	5	8.77%
	James R. COMER	0	0.00%	0	0.00%	26	45.61%	26	45.61%
	Cast Votes:	0	0.00%	0	0.00%	57	100.00%	57	100.00%
	Over Votes:	0	0.00%	0	0.00%	0	0.00%	0	0.00%
	Under Votes:	0	0.00%	0	0.00%	0	0.00%	0	0.00%
PRESIDENT of the UNITED STATES, Vote For 1									
	Martin J. O'MALLEY	0	0.00%	0	0.00%	6	4.20%	6	4.20%
	Bernard "Bernie" SANDERS	0	0.00%	0	0.00%	72	50.35%	72	50.35%
	Hillary CLINTON	0	0.00%	0	0.00%	41	28.67%	41	28.67%
	Roque Rocky DE LA FUENTE	0	0.00%	0	0.00%	3	2.10%	3	2.10%
	"UNCOMMITTED"	0	0.00%	0	0.00%	21	14.69%	21	14.69%
	Cast Votes:	0	0.00%	0	0.00%	143	97.28%	143	97.28%
	Over Votes:	0	0.00%	0	0.00%	1	0.68%	1	0.68%
	Under Votes:	0	0.00%	0	0.00%	3	2.04%	3	2.04%
UNITED STATES SENATOR, Vote For 1									
	Jim GRAY	0	0.00%	0	0.00%	90	66.18%	90	66.18%
	Rory HOULIHAN	0	0.00%	0	0.00%	3	2.21%	3	2.21%
	Jeff KENDER	0	0.00%	0	0.00%	7	5.15%	7	5.15%
	Ron LEACH	0	0.00%	0	0.00%	13	9.56%	13	9.56%
	Tom RECKTENWALD	0	0.00%	0	0.00%	3	2.21%	3	2.21%
	Grant T. SHORT	0	0.00%	0	0.00%	8	5.88%	8	5.88%
	Sellus WILDER	0	0.00%	0	0.00%	12	8.82%	12	8.82%
	Cast Votes:	0	0.00%	0	0.00%	136	92.52%	136	92.52%
	Over Votes:	0	0.00%	0	0.00%	0	0.00%	0	0.00%
	Under Votes:	0	0.00%	0	0.00%	11	7.48%	11	7.48%

Precinct Report — Unofficial

PRESIDENTIAL PREFERENCE AND REGULAR PRIMARY — OFFICIAL BALLOT FOR CALDWELL COUNTY — May 17, 2016

05/17/2016 07:33 PM

Total Number of Voters : 2,238 of 0 = 0.00%

Precincts Reporting 14 of 14 = 100.00%

Party	Candidate	Absentee		Early		Election		Total	
Precinct B101 (Ballots Cast: 204)									
UNITED STATES REPRESENTATIVE *in* CONGRESS 1st *Congressional District, Vote For 1*									
	Tom OSBORNE	0	0.00%	0	0.00%	79	61.24%	79	61.24%
	Samuel L. GASKINS	0	0.00%	0	0.00%	50	38.76%	50	38.76%
	Cast Votes:	0	0.00%	0	0.00%	129	87.76%	129	87.76%
	Over Votes:	0	0.00%	0	0.00%	1	0.68%	1	0.68%
	Under Votes:	0	0.00%	0	0.00%	17	11.56%	17	11.56%

Precinct Report — Unofficial

PRESIDENTIAL PREFERENCE AND REGULAR PRIMARY — OFFICIAL BALLOT FOR CALDWELL COUNTY — May 17, 2016

05/17/2016 07:33 PM

Total Number of Voters : 2,238 of 0 = 0.00%

Precincts Reporting 14 of 14 = 100.00%

Party	Candidate	Absentee		Early		Election		Total	
Precinct B102 (Ballots Cast: 120)									
UNITED STATES SENATOR, Vote For 1									
	James R. GOULD	0	0.00%	0	0.00%	8	26.67%	8	26.67%
	Rand PAUL	0	0.00%	0	0.00%	21	70.00%	21	70.00%
	Stephen Howard SLAUGHTER	0	0.00%	0	0.00%	1	3.33%	1	3.33%
	Cast Votes:	0	0.00%	0	0.00%	30	100.00%	30	100.00%
	Over Votes:	0	0.00%	0	0.00%	0	0.00%	0	0.00%
	Under Votes:	0	0.00%	0	0.00%	0	0.00%	0	0.00%
UNITED STATES REPRESENTATIVE in CONGRESS 1st Congressional District, Vote For 1									
	Mike PAPE	0	0.00%	0	0.00%	8	26.67%	8	26.67%
	Miles A. CAUGHEY JR.	0	0.00%	0	0.00%	1	3.33%	1	3.33%
	Jason BATTS	0	0.00%	0	0.00%	10	33.33%	10	33.33%
	James R. COMER	0	0.00%	0	0.00%	11	36.67%	11	36.67%
	Cast Votes:	0	0.00%	0	0.00%	30	100.00%	30	100.00%
	Over Votes:	0	0.00%	0	0.00%	0	0.00%	0	0.00%
	Under Votes:	0	0.00%	0	0.00%	0	0.00%	0	0.00%
PRESIDENT of the UNITED STATES, Vote For 1									
	Martin J. O'MALLEY	0	0.00%	0	0.00%	0	0.00%	0	0.00%
	Bernard "Bernie" SANDERS	0	0.00%	0	0.00%	59	67.05%	59	67.05%
	Hillary CLINTON	0	0.00%	0	0.00%	21	23.86%	21	23.86%
	Roque Rocky DE LA FUENTE	0	0.00%	0	0.00%	0	0.00%	0	0.00%
	"UNCOMMITTED"	0	0.00%	0	0.00%	8	9.09%	8	9.09%
	Cast Votes:	0	0.00%	0	0.00%	88	97.78%	88	97.78%
	Over Votes:	0	0.00%	0	0.00%	0	0.00%	0	0.00%
	Under Votes:	0	0.00%	0	0.00%	2	2.22%	2	2.22%
UNITED STATES SENATOR, Vote For 1									
	Jim GRAY	0	0.00%	0	0.00%	50	66.67%	50	66.67%
	Rory HOULIHAN	0	0.00%	0	0.00%	2	2.67%	2	2.67%
	Jeff KENDER	0	0.00%	0	0.00%	4	5.33%	4	5.33%
	Ron LEACH	0	0.00%	0	0.00%	7	9.33%	7	9.33%
	Tom RECKTENWALD	0	0.00%	0	0.00%	1	1.33%	1	1.33%
	Grant T. SHORT	0	0.00%	0	0.00%	3	4.00%	3	4.00%
	Sellus WILDER	0	0.00%	0	0.00%	8	10.67%	8	10.67%
	Cast Votes:	0	0.00%	0	0.00%	75	83.33%	75	83.33%
	Over Votes:	0	0.00%	0	0.00%	0	0.00%	0	0.00%
	Under Votes:	0	0.00%	0	0.00%	15	16.67%	15	16.67%

Precinct Report — Unofficial

PRESIDENTIAL PREFERENCE AND REGULAR PRIMARY — OFFICIAL BALLOT FOR CALDWELL COUNTY — May 17, 2016

05/17/2016 07:33 PM

Total Number of Voters : 2,238 of 0 = 0.00%

Precincts Reporting 14 of 14 = 100.00%

Party	Candidate	Absentee		Early		Election		Total	
Precinct B102 (Ballots Cast: 120)									
UNITED STATES REPRESENTATIVE in CONGRESS 1st Congressional District, Vote For 1									
	Tom OSBORNE	0	0.00%	0	0.00%	58	78.38%	58	78.38%
	Samuel L. GASKINS	0	0.00%	0	0.00%	16	21.62%	16	21.62%
	Cast Votes:	0	0.00%	0	0.00%	74	82.22%	74	82.22%
	Over Votes:	0	0.00%	0	0.00%	0	0.00%	0	0.00%
	Under Votes:	0	0.00%	0	0.00%	16	17.78%	16	17.78%

Precinct Report — Unofficial

PRESIDENTIAL PREFERENCE AND REGULAR PRIMARY — OFFICIAL BALLOT FOR CALDWELL COUNTY — May 17, 2016

05/17/2016 07:33 PM

Total Number of Voters : 2,238 of 0 = 0.00%

Precincts Reporting 14 of 14 = 100.00%

Party	Candidate	Absentee		Early		Election		Total	
Precinct B103 (Ballots Cast: 144)									
UNITED STATES SENATOR, Vote For 1									
	James R. GOULD	0	0.00%	0	0.00%	4	15.38%	4	15.38%
	Rand PAUL	0	0.00%	0	0.00%	19	73.08%	19	73.08%
	Stephen Howard SLAUGHTER	0	0.00%	0	0.00%	3	11.54%	3	11.54%
	Cast Votes:	0	0.00%	0	0.00%	26	100.00%	26	100.00%
	Over Votes:	0	0.00%	0	0.00%	0	0.00%	0	0.00%
	Under Votes:	0	0.00%	0	0.00%	0	0.00%	0	0.00%
UNITED STATES REPRESENTATIVE in CONGRESS 1st Congressional District, Vote For 1									
	Mike PAPE	0	0.00%	0	0.00%	9	34.62%	9	34.62%
	Miles A. CAUGHEY JR.	0	0.00%	0	0.00%	2	7.69%	2	7.69%
	Jason BATTS	0	0.00%	0	0.00%	6	23.08%	6	23.08%
	James R. COMER	0	0.00%	0	0.00%	9	34.62%	9	34.62%
	Cast Votes:	0	0.00%	0	0.00%	26	100.00%	26	100.00%
	Over Votes:	0	0.00%	0	0.00%	0	0.00%	0	0.00%
	Under Votes:	0	0.00%	0	0.00%	0	0.00%	0	0.00%
PRESIDENT of the UNITED STATES, Vote For 1									
	Martin J. O'MALLEY	0	0.00%	0	0.00%	2	1.69%	2	1.69%
	Bernard "Bernie" SANDERS	0	0.00%	0	0.00%	52	44.07%	52	44.07%
	Hillary CLINTON	0	0.00%	0	0.00%	60	50.85%	60	50.85%
	Roque Rocky DE LA FUENTE	0	0.00%	0	0.00%	1	0.85%	1	0.85%
	"UNCOMMITTED"	0	0.00%	0	0.00%	3	2.54%	3	2.54%
	Cast Votes:	0	0.00%	0	0.00%	118	100.00%	118	100.00%
	Over Votes:	0	0.00%	0	0.00%	0	0.00%	0	0.00%
	Under Votes:	0	0.00%	0	0.00%	0	0.00%	0	0.00%
UNITED STATES SENATOR, Vote For 1									
	Jim GRAY	0	0.00%	0	0.00%	73	72.28%	73	72.28%
	Rory HOULIHAN	0	0.00%	0	0.00%	2	1.98%	2	1.98%
	Jeff KENDER	0	0.00%	0	0.00%	4	3.96%	4	3.96%
	Ron LEACH	0	0.00%	0	0.00%	10	9.90%	10	9.90%
	Tom RECKTENWALD	0	0.00%	0	0.00%	2	1.98%	2	1.98%
	Grant T. SHORT	0	0.00%	0	0.00%	3	2.97%	3	2.97%
	Sellus WILDER	0	0.00%	0	0.00%	7	6.93%	7	6.93%
	Cast Votes:	0	0.00%	0	0.00%	101	85.59%	101	85.59%
	Over Votes:	0	0.00%	0	0.00%	0	0.00%	0	0.00%
	Under Votes:	0	0.00%	0	0.00%	17	14.41%	17	14.41%

Precinct Report — Unofficial

PRESIDENTIAL PREFERENCE AND REGULAR PRIMARY — OFFICIAL BALLOT FOR CALDWELL COUNTY — May 17, 2016

05/17/2016 07:33 PM

Total Number of Voters : 2,238 of 0 = 0.00%

Precincts Reporting 14 of 14 = 100.00%

Party	Candidate	Absentee		Early		Election		Total	
Precinct B103 (Ballots Cast: 144)									
UNITED STATES REPRESENTATIVE in CONGRESS 1st Congressional District, Vote For 1									
	Tom OSBORNE	0	0.00%	0	0.00%	62	64.58%	62	64.58%
	Samuel L. GASKINS	0	0.00%	0	0.00%	34	35.42%	34	35.42%
	Cast Votes:	0	0.00%	0	0.00%	96	81.36%	96	81.36%
	Over Votes:	0	0.00%	0	0.00%	0	0.00%	0	0.00%
	Under Votes:	0	0.00%	0	0.00%	22	18.64%	22	18.64%

Total Number of Voters : 2,238 of 0 = 0.00%

Precincts Reporting 14 of 14 = 100.00%

Party	Candidate	Absentee		Early		Election		Total	
Precinct C102 (Ballots Cast: 115)									
UNITED STATES SENATOR, Vote For 1									
	James R. GOULD	0	0.00%	0	0.00%	4	13.79%	4	13.79%
	Rand PAUL	0	0.00%	0	0.00%	24	82.76%	24	82.76%
	Stephen Howard SLAUGHTER	0	0.00%	0	0.00%	1	3.45%	1	3.45%
	Cast Votes:	0	0.00%	0	0.00%	29	96.67%	29	96.67%
	Over Votes:	0	0.00%	0	0.00%	0	0.00%	0	0.00%
	Under Votes:	0	0.00%	0	0.00%	1	3.33%	1	3.33%
UNITED STATES REPRESENTATIVE in CONGRESS 1st Congressional District, Vote For 1									
	Mike PAPE	0	0.00%	0	0.00%	1	3.70%	1	3.70%
	Miles A. CAUGHEY JR.	0	0.00%	0	0.00%	2	7.41%	2	7.41%
	Jason BATTS	0	0.00%	0	0.00%	8	29.63%	8	29.63%
	James R. COMER	0	0.00%	0	0.00%	16	59.26%	16	59.26%
	Cast Votes:	0	0.00%	0	0.00%	27	90.00%	27	90.00%
	Over Votes:	0	0.00%	0	0.00%	0	0.00%	0	0.00%
	Under Votes:	0	0.00%	0	0.00%	3	10.00%	3	10.00%
PRESIDENT of the UNITED STATES, Vote For 1									
	Martin J. O'MALLEY	0	0.00%	0	0.00%	1	1.19%	1	1.19%
	Bernard "Bernie" SANDERS	0	0.00%	0	0.00%	50	59.52%	50	59.52%
	Hillary CLINTON	0	0.00%	0	0.00%	21	25.00%	21	25.00%
	Roque Rocky DE LA FUENTE	0	0.00%	0	0.00%	1	1.19%	1	1.19%
	"UNCOMMITTED"	0	0.00%	0	0.00%	11	13.10%	11	13.10%
	Cast Votes:	0	0.00%	0	0.00%	84	98.82%	84	98.82%
	Over Votes:	0	0.00%	0	0.00%	0	0.00%	0	0.00%
	Under Votes:	0	0.00%	0	0.00%	1	1.18%	1	1.18%
UNITED STATES SENATOR, Vote For 1									
	Jim GRAY	0	0.00%	0	0.00%	54	72.97%	54	72.97%
	Rory HOULIHAN	0	0.00%	0	0.00%	2	2.70%	2	2.70%
	Jeff KENDER	0	0.00%	0	0.00%	3	4.05%	3	4.05%
	Ron LEACH	0	0.00%	0	0.00%	7	9.46%	7	9.46%
	Tom RECKTENWALD	0	0.00%	0	0.00%	0	0.00%	0	0.00%
	Grant T. SHORT	0	0.00%	0	0.00%	2	2.70%	2	2.70%
	Sellus WILDER	0	0.00%	0	0.00%	6	8.11%	6	8.11%
	Cast Votes:	0	0.00%	0	0.00%	74	87.06%	74	87.06%
	Over Votes:	0	0.00%	0	0.00%	0	0.00%	0	0.00%
	Under Votes:	0	0.00%	0	0.00%	11	12.94%	11	12.94%

Precinct Report — Unofficial

PRESIDENTIAL PREFERENCE AND REGULAR PRIMARY — OFFICIAL BALLOT FOR CALDWELL COUNTY — May 17, 2016

05/17/2016 07:33 PM

Total Number of Voters : 2,238 of 0 = 0.00%

Precincts Reporting 14 of 14 = 100.00%

Party	Candidate	Absentee		Early		Election		Total	
Precinct C102 (Ballots Cast: 115)									
UNITED STATES REPRESENTATIVE in CONGRESS 1st Congressional District, Vote For 1									
	Tom OSBORNE	0	0.00%	0	0.00%	46	63.89%	46	63.89%
	Samuel L. GASKINS	0	0.00%	0	0.00%	26	36.11%	26	36.11%
	Cast Votes:	0	0.00%	0	0.00%	72	84.71%	72	84.71%
	Over Votes:	0	0.00%	0	0.00%	0	0.00%	0	0.00%
	Under Votes:	0	0.00%	0	0.00%	13	15.29%	13	15.29%

Precinct Report — Unofficial

PRESIDENTIAL PREFERENCE AND REGULAR PRIMARY — OFFICIAL BALLOT FOR CALDWELL COUNTY — May 17, 2016

05/17/2016 07:33 PM

Total Number of Voters : 2,238 of 0 = 0.00%

Precincts Reporting 14 of 14 = 100.00%

Party	Candidate	Absentee		Early		Election		Total	
Precinct C103 (Ballots Cast: 198)									
UNITED STATES SENATOR, Vote For 1									
	James R. GOULD	0	0.00%	0	0.00%	3	8.57%	3	8.57%
	Rand PAUL	0	0.00%	0	0.00%	30	85.71%	30	85.71%
	Stephen Howard SLAUGHTER	0	0.00%	0	0.00%	2	5.71%	2	5.71%
	Cast Votes:	0	0.00%	0	0.00%	35	97.22%	35	97.22%
	Over Votes:	0	0.00%	0	0.00%	0	0.00%	0	0.00%
	Under Votes:	0	0.00%	0	0.00%	1	2.78%	1	2.78%
UNITED STATES REPRESENTATIVE in CONGRESS 1st Congressional District, Vote For 1									
	Mike PAPE	0	0.00%	0	0.00%	20	55.56%	20	55.56%
	Miles A. CAUGHEY JR.	0	0.00%	0	0.00%	0	0.00%	0	0.00%
	Jason BATTS	0	0.00%	0	0.00%	4	11.11%	4	11.11%
	James R. COMER	0	0.00%	0	0.00%	12	33.33%	12	33.33%
	Cast Votes:	0	0.00%	0	0.00%	36	100.00%	36	100.00%
	Over Votes:	0	0.00%	0	0.00%	0	0.00%	0	0.00%
	Under Votes:	0	0.00%	0	0.00%	0	0.00%	0	0.00%
PRESIDENT of the UNITED STATES, Vote For 1									
	Martin J. O'MALLEY	0	0.00%	0	0.00%	5	3.14%	5	3.14%
	Bernard "Bernie" SANDERS	0	0.00%	0	0.00%	76	47.80%	76	47.80%
	Hillary CLINTON	0	0.00%	0	0.00%	58	36.48%	58	36.48%
	Roque Rocky DE LA FUENTE	0	0.00%	0	0.00%	2	1.26%	2	1.26%
	"UNCOMMITTED"	0	0.00%	0	0.00%	18	11.32%	18	11.32%
	Cast Votes:	0	0.00%	0	0.00%	159	98.15%	159	98.15%
	Over Votes:	0	0.00%	0	0.00%	0	0.00%	0	0.00%
	Under Votes:	0	0.00%	0	0.00%	3	1.85%	3	1.85%
UNITED STATES SENATOR, Vote For 1									
	Jim GRAY	0	0.00%	0	0.00%	105	72.92%	105	72.92%
	Rory HOULIHAN	0	0.00%	0	0.00%	2	1.39%	2	1.39%
	Jeff KENDER	0	0.00%	0	0.00%	7	4.86%	7	4.86%
	Ron LEACH	0	0.00%	0	0.00%	17	11.81%	17	11.81%
	Tom RECKTENWALD	0	0.00%	0	0.00%	3	2.08%	3	2.08%
	Grant T. SHORT	0	0.00%	0	0.00%	3	2.08%	3	2.08%
	Sellus WILDER	0	0.00%	0	0.00%	7	4.86%	7	4.86%
	Cast Votes:	0	0.00%	0	0.00%	144	88.89%	144	88.89%
	Over Votes:	0	0.00%	0	0.00%	0	0.00%	0	0.00%
	Under Votes:	0	0.00%	0	0.00%	18	11.11%	18	11.11%

Precinct Report — Unofficial

PRESIDENTIAL PREFERENCE AND REGULAR PRIMARY — OFFICIAL BALLOT FOR CALDWELL COUNTY — May 17, 2016

05/17/2016 07:33 PM

Total Number of Voters : 2,238 of 0 = 0.00%

Precincts Reporting 14 of 14 = 100.00%

Party	Candidate	Absentee		Early		Election		Total	
Precinct C103 (Ballots Cast: 198)									
UNITED STATES REPRESENTATIVE in CONGRESS 1st Congressional District, Vote For 1									
	Tom OSBORNE	0	0.00%	0	0.00%	95	73.08%	95	73.08%
	Samuel L. GASKINS	0	0.00%	0	0.00%	35	26.92%	35	26.92%
	Cast Votes:	0	0.00%	0	0.00%	130	80.25%	130	80.25%
	Over Votes:	0	0.00%	0	0.00%	0	0.00%	0	0.00%
	Under Votes:	0	0.00%	0	0.00%	32	19.75%	32	19.75%

Precinct Report — Unofficial

PRESIDENTIAL PREFERENCE AND REGULAR PRIMARY — OFFICIAL BALLOT FOR CALDWELL COUNTY — May 17, 2016

05/17/2016 07:33 PM

Total Number of Voters : 2,238 of 0 = 0.00%

Precincts Reporting 14 of 14 = 100.00%

Party	Candidate	Absentee		Early		Election		Total	
Precinct D101 (Ballots Cast: 134)									
UNITED STATES SENATOR, Vote For 1									
	James R. GOULD	0	0.00%	0	0.00%	7	15.91%	7	15.91%
	Rand PAUL	0	0.00%	0	0.00%	34	77.27%	34	77.27%
	Stephen Howard SLAUGHTER	0	0.00%	0	0.00%	3	6.82%	3	6.82%
	Cast Votes:	0	0.00%	0	0.00%	44	100.00%	44	100.00%
	Over Votes:	0	0.00%	0	0.00%	0	0.00%	0	0.00%
	Under Votes:	0	0.00%	0	0.00%	0	0.00%	0	0.00%
UNITED STATES REPRESENTATIVE in CONGRESS 1st Congressional District, Vote For 1									
	Mike PAPE	0	0.00%	0	0.00%	19	43.18%	19	43.18%
	Miles A. CAUGHEY JR.	0	0.00%	0	0.00%	1	2.27%	1	2.27%
	Jason BATTS	0	0.00%	0	0.00%	5	11.36%	5	11.36%
	James R. COMER	0	0.00%	0	0.00%	19	43.18%	19	43.18%
	Cast Votes:	0	0.00%	0	0.00%	44	100.00%	44	100.00%
	Over Votes:	0	0.00%	0	0.00%	0	0.00%	0	0.00%
	Under Votes:	0	0.00%	0	0.00%	0	0.00%	0	0.00%
PRESIDENT of the UNITED STATES, Vote For 1									
	Martin J. O'MALLEY	0	0.00%	0	0.00%	1	1.12%	1	1.12%
	Bernard "Bernie" SANDERS	0	0.00%	0	0.00%	52	58.43%	52	58.43%
	Hillary CLINTON	0	0.00%	0	0.00%	24	26.97%	24	26.97%
	Roque Rocky DE LA FUENTE	0	0.00%	0	0.00%	0	0.00%	0	0.00%
	"UNCOMMITTED"	0	0.00%	0	0.00%	12	13.48%	12	13.48%
	Cast Votes:	0	0.00%	0	0.00%	89	98.89%	89	98.89%
	Over Votes:	0	0.00%	0	0.00%	0	0.00%	0	0.00%
	Under Votes:	0	0.00%	0	0.00%	1	1.11%	1	1.11%
UNITED STATES SENATOR, Vote For 1									
	Jim GRAY	0	0.00%	0	0.00%	58	80.56%	58	80.56%
	Rory HOULIHAN	0	0.00%	0	0.00%	0	0.00%	0	0.00%
	Jeff KENDER	0	0.00%	0	0.00%	3	4.17%	3	4.17%
	Ron LEACH	0	0.00%	0	0.00%	4	5.56%	4	5.56%
	Tom RECKTENWALD	0	0.00%	0	0.00%	1	1.39%	1	1.39%
	Grant T. SHORT	0	0.00%	0	0.00%	1	1.39%	1	1.39%
	Sellus WILDER	0	0.00%	0	0.00%	5	6.94%	5	6.94%
	Cast Votes:	0	0.00%	0	0.00%	72	80.00%	72	80.00%
	Over Votes:	0	0.00%	0	0.00%	0	0.00%	0	0.00%
	Under Votes:	0	0.00%	0	0.00%	18	20.00%	18	20.00%

Precinct Report — Unofficial

PRESIDENTIAL PREFERENCE AND REGULAR PRIMARY — OFFICIAL BALLOT FOR CALDWELL COUNTY — May 17, 2016

05/17/2016 07:33 PM

Total Number of Voters : 2,238 of 0 = 0.00%

Precincts Reporting 14 of 14 = 100.00%

Party	Candidate	Absentee		Early		Election		Total	
Precinct D101 (Ballots Cast: 134)									
UNITED STATES REPRESENTATIVE in CONGRESS 1st Congressional District, Vote For 1									
	Tom OSBORNE	0	0.00%	0	0.00%	55	77.46%	55	77.46%
	Samuel L. GASKINS	0	0.00%	0	0.00%	16	22.54%	16	22.54%
	Cast Votes:	0	0.00%	0	0.00%	71	78.89%	71	78.89%
	Over Votes:	0	0.00%	0	0.00%	0	0.00%	0	0.00%
	Under Votes:	0	0.00%	0	0.00%	19	21.11%	19	21.11%

Total Number of Voters : 2,238 of 0 = 0.00%

Precincts Reporting 14 of 14 = 100.00%

Party	Candidate	Absentee		Early		Election		Total	
Precinct D102 (Ballots Cast: 86)									
UNITED STATES SENATOR, Vote For 1									
	James R. GOULD	0	0.00%	0	0.00%	0	0.00%	0	0.00%
	Rand PAUL	0	0.00%	0	0.00%	16	100.00%	16	100.00%
	Stephen Howard SLAUGHTER	0	0.00%	0	0.00%	0	0.00%	0	0.00%
	Cast Votes:	0	0.00%	0	0.00%	16	100.00%	16	100.00%
	Over Votes:	0	0.00%	0	0.00%	0	0.00%	0	0.00%
	Under Votes:	0	0.00%	0	0.00%	0	0.00%	0	0.00%
UNITED STATES REPRESENTATIVE in CONGRESS 1st Congressional District, Vote For 1									
	Mike PAPE	0	0.00%	0	0.00%	5	33.33%	5	33.33%
	Miles A. CAUGHEY JR.	0	0.00%	0	0.00%	0	0.00%	0	0.00%
	Jason BATTS	0	0.00%	0	0.00%	2	13.33%	2	13.33%
	James R. COMER	0	0.00%	0	0.00%	8	53.33%	8	53.33%
	Cast Votes:	0	0.00%	0	0.00%	15	93.75%	15	93.75%
	Over Votes:	0	0.00%	0	0.00%	0	0.00%	0	0.00%
	Under Votes:	0	0.00%	0	0.00%	1	6.25%	1	6.25%
PRESIDENT of the UNITED STATES, Vote For 1									
	Martin J. O'MALLEY	0	0.00%	0	0.00%	2	2.86%	2	2.86%
	Bernard "Bernie" SANDERS	0	0.00%	0	0.00%	37	52.86%	37	52.86%
	Hillary CLINTON	0	0.00%	0	0.00%	25	35.71%	25	35.71%
	Roque Rocky DE LA FUENTE	0	0.00%	0	0.00%	1	1.43%	1	1.43%
	"UNCOMMITTED"	0	0.00%	0	0.00%	5	7.14%	5	7.14%
	Cast Votes:	0	0.00%	0	0.00%	70	100.00%	70	100.00%
	Over Votes:	0	0.00%	0	0.00%	0	0.00%	0	0.00%
	Under Votes:	0	0.00%	0	0.00%	0	0.00%	0	0.00%
UNITED STATES SENATOR, Vote For 1									
	Jim GRAY	0	0.00%	0	0.00%	39	68.42%	39	68.42%
	Rory HOULIHAN	0	0.00%	0	0.00%	2	3.51%	2	3.51%
	Jeff KENDER	0	0.00%	0	0.00%	2	3.51%	2	3.51%
	Ron LEACH	0	0.00%	0	0.00%	7	12.28%	7	12.28%
	Tom RECKTENWALD	0	0.00%	0	0.00%	1	1.75%	1	1.75%
	Grant T. SHORT	0	0.00%	0	0.00%	2	3.51%	2	3.51%
	Sellus WILDER	0	0.00%	0	0.00%	4	7.02%	4	7.02%
	Cast Votes:	0	0.00%	0	0.00%	57	81.43%	57	81.43%
	Over Votes:	0	0.00%	0	0.00%	0	0.00%	0	0.00%
	Under Votes:	0	0.00%	0	0.00%	13	18.57%	13	18.57%

Precinct Report — Unofficial

PRESIDENTIAL PREFERENCE AND REGULAR PRIMARY — OFFICIAL BALLOT FOR CALDWELL COUNTY — May 17, 2016

05/17/2016 07:33 PM

Total Number of Voters : 2,238 of 0 = 0.00%

Precincts Reporting 14 of 14 = 100.00%

Party	Candidate	Absentee		Early		Election		Total	
Precinct D102 (Ballots Cast: 86)									
UNITED STATES REPRESENTATIVE in CONGRESS 1st Congressional District, Vote For 1									
	Tom OSBORNE	0	0.00%	0	0.00%	42	76.36%	42	76.36%
	Samuel L. GASKINS	0	0.00%	0	0.00%	13	23.64%	13	23.64%
	Cast Votes:	0	0.00%	0	0.00%	55	78.57%	55	78.57%
	Over Votes:	0	0.00%	0	0.00%	0	0.00%	0	0.00%
	Under Votes:	0	0.00%	0	0.00%	15	21.43%	15	21.43%

Total Number of Voters : 2,238 of 0 = 0.00%

Precincts Reporting 14 of 14 = 100.00%

Party	Candidate	Absentee		Early		Election		Total	
Precinct D103 (Ballots Cast: 269)									
UNITED STATES SENATOR, Vote For 1									
	James R. GOULD	0	0.00%	0	0.00%	3	5.17%	3	5.17%
	Rand PAUL	0	0.00%	0	0.00%	54	93.10%	54	93.10%
	Stephen Howard SLAUGHTER	0	0.00%	0	0.00%	1	1.72%	1	1.72%
	Cast Votes:	0	0.00%	0	0.00%	58	100.00%	58	100.00%
	Over Votes:	0	0.00%	0	0.00%	0	0.00%	0	0.00%
	Under Votes:	0	0.00%	0	0.00%	0	0.00%	0	0.00%
UNITED STATES REPRESENTATIVE in CONGRESS 1st Congressional District, Vote For 1									
	Mike PAPE	0	0.00%	0	0.00%	21	36.21%	21	36.21%
	Miles A. CAUGHEY JR.	0	0.00%	0	0.00%	2	3.45%	2	3.45%
	Jason BATTS	0	0.00%	0	0.00%	8	13.79%	8	13.79%
	James R. COMER	0	0.00%	0	0.00%	27	46.55%	27	46.55%
	Cast Votes:	0	0.00%	0	0.00%	58	100.00%	58	100.00%
	Over Votes:	0	0.00%	0	0.00%	0	0.00%	0	0.00%
	Under Votes:	0	0.00%	0	0.00%	0	0.00%	0	0.00%
PRESIDENT of the UNITED STATES, Vote For 1									
	Martin J. O'MALLEY	0	0.00%	0	0.00%	4	1.90%	4	1.90%
	Bernard "Bernie" SANDERS	0	0.00%	0	0.00%	101	48.10%	101	48.10%
	Hillary CLINTON	0	0.00%	0	0.00%	76	36.19%	76	36.19%
	Roque Rocky DE LA FUENTE	0	0.00%	0	0.00%	0	0.00%	0	0.00%
	"UNCOMMITTED"	0	0.00%	0	0.00%	29	13.81%	29	13.81%
	Cast Votes:	0	0.00%	0	0.00%	210	99.53%	210	99.53%
	Over Votes:	0	0.00%	0	0.00%	0	0.00%	0	0.00%
	Under Votes:	0	0.00%	0	0.00%	1	0.47%	1	0.47%
UNITED STATES SENATOR, Vote For 1									
	Jim GRAY	0	0.00%	0	0.00%	150	79.37%	150	79.37%
	Rory HOULIHAN	0	0.00%	0	0.00%	6	3.17%	6	3.17%
	Jeff KENDER	0	0.00%	0	0.00%	7	3.70%	7	3.70%
	Ron LEACH	0	0.00%	0	0.00%	14	7.41%	14	7.41%
	Tom RECKTENWALD	0	0.00%	0	0.00%	2	1.06%	2	1.06%
	Grant T. SHORT	0	0.00%	0	0.00%	3	1.59%	3	1.59%
	Sellus WILDER	0	0.00%	0	0.00%	7	3.70%	7	3.70%
	Cast Votes:	0	0.00%	0	0.00%	189	89.57%	189	89.57%
	Over Votes:	0	0.00%	0	0.00%	0	0.00%	0	0.00%
	Under Votes:	0	0.00%	0	0.00%	22	10.43%	22	10.43%

Precinct Report — Unofficial

PRESIDENTIAL PREFERENCE AND REGULAR PRIMARY — OFFICIAL BALLOT FOR CALDWELL COUNTY — May 17, 2016

05/17/2016 07:33 PM

Total Number of Voters : 2,238 of 0 = 0.00%

Precincts Reporting 14 of 14 = 100.00%

Party	Candidate	Absentee		Early		Election		Total	
Precinct D103 (Ballots Cast: 269)									
UNITED STATES REPRESENTATIVE in CONGRESS 1st Congressional District, Vote For 1									
	Tom OSBORNE	0	0.00%	0	0.00%	130	73.86%	130	73.86%
	Samuel L. GASKINS	0	0.00%	0	0.00%	46	26.14%	46	26.14%
	Cast Votes:	0	0.00%	0	0.00%	176	83.41%	176	83.41%
	Over Votes:	0	0.00%	0	0.00%	0	0.00%	0	0.00%
	Under Votes:	0	0.00%	0	0.00%	35	16.59%	35	16.59%

Precinct Report — Unofficial

PRESIDENTIAL PREFERENCE AND REGULAR PRIMARY — OFFICIAL BALLOT FOR CALDWELL COUNTY — May 17, 2016

05/17/2016 07:33 PM

Total Number of Voters : 2,238 of 0 = 0.00%

Precincts Reporting 14 of 14 = 100.00%

Party	Candidate	Absentee		Early		Election		Total	
Precinct D104 (Ballots Cast: 195)									
UNITED STATES SENATOR, Vote For 1									
	James R. GOULD	0	0.00%	0	0.00%	3	5.26%	3	5.26%
	Rand PAUL	0	0.00%	0	0.00%	51	89.47%	51	89.47%
	Stephen Howard SLAUGHTER	0	0.00%	0	0.00%	3	5.26%	3	5.26%
	Cast Votes:	0	0.00%	0	0.00%	57	100.00%	57	100.00%
	Over Votes:	0	0.00%	0	0.00%	0	0.00%	0	0.00%
	Under Votes:	0	0.00%	0	0.00%	0	0.00%	0	0.00%
UNITED STATES REPRESENTATIVE in CONGRESS 1st Congressional District, Vote For 1									
	Mike PAPE	0	0.00%	0	0.00%	25	43.86%	25	43.86%
	Miles A. CAUGHEY JR.	0	0.00%	0	0.00%	2	3.51%	2	3.51%
	Jason BATTS	0	0.00%	0	0.00%	12	21.05%	12	21.05%
	James R. COMER	0	0.00%	0	0.00%	18	31.58%	18	31.58%
	Cast Votes:	0	0.00%	0	0.00%	57	100.00%	57	100.00%
	Over Votes:	0	0.00%	0	0.00%	0	0.00%	0	0.00%
	Under Votes:	0	0.00%	0	0.00%	0	0.00%	0	0.00%
PRESIDENT of the UNITED STATES, Vote For 1									
	Martin J. O'MALLEY	0	0.00%	0	0.00%	3	2.24%	3	2.24%
	Bernard "Bernie" SANDERS	0	0.00%	0	0.00%	56	41.79%	56	41.79%
	Hillary CLINTON	0	0.00%	0	0.00%	54	40.30%	54	40.30%
	Roque Rocky DE LA FUENTE	0	0.00%	0	0.00%	0	0.00%	0	0.00%
	"UNCOMMITTED"	0	0.00%	0	0.00%	21	15.67%	21	15.67%
	Cast Votes:	0	0.00%	0	0.00%	134	97.10%	134	97.10%
	Over Votes:	0	0.00%	0	0.00%	0	0.00%	0	0.00%
	Under Votes:	0	0.00%	0	0.00%	4	2.90%	4	2.90%
UNITED STATES SENATOR, Vote For 1									
	Jim GRAY	0	0.00%	0	0.00%	87	72.50%	87	72.50%
	Rory HOULIHAN	0	0.00%	0	0.00%	2	1.67%	2	1.67%
	Jeff KENDER	0	0.00%	0	0.00%	6	5.00%	6	5.00%
	Ron LEACH	0	0.00%	0	0.00%	14	11.67%	14	11.67%
	Tom RECKTENWALD	0	0.00%	0	0.00%	2	1.67%	2	1.67%
	Grant T. SHORT	0	0.00%	0	0.00%	5	4.17%	5	4.17%
	Sellus WILDER	0	0.00%	0	0.00%	4	3.33%	4	3.33%
	Cast Votes:	0	0.00%	0	0.00%	120	86.96%	120	86.96%
	Over Votes:	0	0.00%	0	0.00%	0	0.00%	0	0.00%
	Under Votes:	0	0.00%	0	0.00%	18	13.04%	18	13.04%

Precinct Report — Unofficial

PRESIDENTIAL PREFERENCE AND REGULAR PRIMARY — OFFICIAL BALLOT FOR CALDWELL COUNTY — May 17, 2016

05/17/2016 07:33 PM

Total Number of Voters : 2,238 of 0 = 0.00%

Precincts Reporting 14 of 14 = 100.00%

Party	Candidate	Absentee		Early		Election		Total	
Precinct D104 (Ballots Cast: 195)									
UNITED STATES REPRESENTATIVE in CONGRESS 1st Congressional District, Vote For 1									
	Tom OSBORNE	0	0.00%	0	0.00%	84	73.04%	84	73.04%
	Samuel L. GASKINS	0	0.00%	0	0.00%	31	26.96%	31	26.96%
	Cast Votes:	0	0.00%	0	0.00%	115	83.33%	115	83.33%
	Over Votes:	0	0.00%	0	0.00%	0	0.00%	0	0.00%
	Under Votes:	0	0.00%	0	0.00%	23	16.67%	23	16.67%

PRIMARY ELECTION
CALLOWAY COUNTY - 1ST. CONG. DIST.
RECAPITULATION SHEET
MAY 17, 2016

	ABSENTEE			MURRAY #1			MURRAY #5			FAXON			ALMO			DEXTER			VAN CLEAVE			MURRAY #2			NEW CONCORD			CLAYTON CREEK			MURRAY #7		
	Mail-In	Walk-In	Total	eSlate	eScan	Total	eSlate	eScan	Total	eSlate	eScan	Total	eSlate	eScan	Total	eSlate	eScan	Total	eSlate	eScan	Total	eSlate	eScan	Total	eSlate	eScan	Total	eSlate	eScan	Total	eSlate	eScan	Total
UNITED STATES SENATOR - REP																																	
James R. GOULD	0	6	6	0	3	3	0	0	0	0	7	7	0	5	5	0	5	5	0	5	5	0	5	5	0	8	8	0	4	4	0	2	2
Rand PAUL	14	58	72	0	47	47	0	10	10	1	99	100	0	36	36	0	19	19	0	40	40	0	33	33	0	44	44	0	34	34	0	48	48
Stephen Howard SLAUGHTER	1	6	7	0	1	1	0	1	1	0	2	2	0	2	2	0	1	1	0	2	2	0	1	1	0	3	3	0	1	1	0	3	3
U.S. REP. in CONGRESS - 1st Cong. Dist. - REP																																	
Mike PAPE	4	28	32	0	16	16	0	2	2	0	48	48	0	12	12	0	4	4	0	16	16	0	10	10	0	25	25	0	11	11	0	12	12
Miles A. CAUGHEY JR.	0	0	0	0	1	1	0	0	0	0	3	3	0	1	1	0	4	4	0	3	3	0	1	1	0	1	1	0	1	1	0	5	5
Jason BATTS	1	11	12	0	10	10	0	4	4	0	20	20	0	8	8	0	2	2	0	6	6	0	12	12	0	10	10	0	7	7	0	13	13
James R. COMER	10	32	42	0	26	26	0	4	4	1	39	40	0	23	23	0	13	13	0	24	24	0	17	17	0	19	19	0	21	21	0	23	23
PRESIDENT of the UNITED STATES - DEM																																	
Martin J. O'MALLEY	1	2	3	0	0	0	0	0	0	1	2	3	0	5	5	0	1	1	0	2	2	0	0	0	0	3	3	0	0	0	0	0	0
Bernard "Bernie" SANDERS	27	40	67	1	115	116	0	28	28	2	140	142	0	71	71	0	67	67	0	62	62	0	75	75	0	47	47	0	54	54	0	118	118
Hillary CLINTON	36	54	90	2	78	80	0	21	21	0	74	74	0	33	33	0	34	34	0	31	31	0	55	55	0	41	41	0	30	30	0	53	53
Roque Rocky DE LA FUENTE	0	1	1	0	0	0	0	0	0	0	0	0	0	0	0	0	0	0	0	1	1	0	2	2	0	0	0	0	1	1	0	1	1
"UNCOMMITTED"	8	10	18	0	2	2	0	2	2	0	21	21	0	8	8	0	13	13	0	3	3	0	7	7	0	12	12	0	8	8	0	7	7
UNITED STATES SENATOR - DEM																																	
Jim GRAY	36	63	99	1	96	97	0	23	23	0	147	147	0	87	87	0	67	67	0	57	57	0	76	76	0	64	64	0	63	63	0	88	88
Rory HOULIHAN	6	2	8	0	4	4	0	2	2	1	8	9	0	1	1	0	7	7	0	3	3	0	6	6	0	5	5	0	0	0	0	5	5
Jeff KENDER	10	5	15	1	8	9	0	1	1	0	10	10	0	5	5	0	7	7	0	4	4	0	6	6	0	8	8	0	5	5	0	7	7
Ron LEACH	4	13	17	0	17	17	0	6	6	0	21	21	0	8	8	0	10	10	0	11	11	0	13	13	0	2	2	0	9	9	0	21	21
Tom RECKTENWALD	2	1	3	0	3	3	0	1	1	0	2	2	0	1	1	0	4	4	0	1	1	0	6	6	0	2	2	0	2	2	0	5	5
Grant T. SHORT	1	3	4	1	2	3	0	3	3	0	12	12	0	0	0	0	4	4	0	0	0	0	3	3	0	3	3	0	1	1	0	6	6
Sellus WILDER	5	9	14	0	42	42	0	12	12	1	19	20	0	7	7	0	12	12	0	9	9	0	16	16	0	5	5	0	5	5	0	20	20
U.S. REP. in CONGRESS - 1st Cong. Dist. - DEM																																	
Tom OSBORNE																																	
Samuel L. GASKINS																																	

RECEIVED
MAY 25 2016
Calloway County Board of Elections

PRIMARY ELECTION
CALLOWAY COUNTY - 1ST. CONG. DIST.
RECAPITULATION SHEET
MAY 17, 2016

	CHERRY CORNER			PANORAMA			MURRAY #9			MURRAY #4			HARRIS GROVE			HAZEL			PROVIDENCE			MURRAY #8			MURRAY #10			MURRAY #11			MIDWAY		
	eSlate	eScan	Total	eSlate	eScan	Total	eSlate	eScan	Total	eSlate	eScan	Total	eSlate	eScan	Total	eSlate	eScan	Total	eSlate	eScan	Total	eSlate	eScan	Total	eSlate	eScan	Total	eSlate	eScan	Total	eSlate	eScan	Total
UNITED STATES SENATOR - REP																																	
James R. GOULD	1	7	8	0	2	2	0	2	2	0	2	2	0	13	13	0	2	2	0	5	5	0	4	4	0	3	3	0	4	4	1	1	2
Rand PAUL	1	35	36	0	40	40	0	34	34	0	67	67	0	113	113	0	32	32	0	29	29	0	55	55	0	41	41	1	33	34	22	20	42
Stephen Howard SLAUGHTER	0	1	1	0	3	3	0	2	2	0	1	1	0	4	4	0	2	2	0	1	1	0	2	2	0	2	2	0	1	1	0	1	1
U.S. REP. in CONGRESS - 1st Cong. Dist. - REP																																	
Mike PAPE	0	17	17	0	15	15	0	11	11	0	17	17	0	40	40	0	12	12	0	4	4	0	15	15	0	16	16	1	8	9	4	12	16
Miles A. CAUGHEY JR.	0	2	2	0	4	4	0	0	0	0	1	1	0	6	6	0	1	1	0	0	0	0	1	1	0	0	0	0	0	0	0	0	0
Jason BATTS	1	4	5	0	10	10	0	8	8	0	20	20	0	24	24	0	6	6	0	12	12	0	18	18	0	8	8	0	14	14	11	7	18
James R. COMER	1	20	21	0	16	16	0	20	20	0	33	33	0	65	65	0	18	18	0	19	19	0	28	28	0	22	22	0	17	17	8	3	11
PRESIDENT of the UNITED STATES - DEM																																	
Martin J. O'MALLEY	1	2	3	0	2	2	0	0	0	0	3	3	0	9	9	0	5	5	0	3	3	0	1	1	0	2	2	0	1	1	0	2	2
Bernard "Bernie" SANDERS	2	67	69	0	23	23	2	111	113	0	97	97	0	140	140	0	62	62	0	69	69	0	57	57	0	87	87	2	36	38	35	37	72
Hillary CLINTON	2	42	44	0	35	35	0	46	46	0	57	57	0	95	95	0	46	46	0	32	32	0	72	72	0	49	49	0	33	33	14	24	38
Roque Rocky DE LA FUENTE	1	2	3	0	0	0	0	0	0	0	2	2	0	2	2	0	0	0	0	1	1	0	1	1	0	1	1	0	1	1	0	0	0
"UNCOMMITTED"	1	9	10	0	2	2	0	7	7	0	16	16	0	17	17	0	8	8	0	14	14	0	8	8	0	8	8	0	3	3	0	5	5
UNITED STATES SENATOR - DEM																																	
Jim GRAY	3	67	70	0	36	36	2	68	70	0	97	97	0	158	158	0	95	95	0	70	70	0	86	86	0	85	85	2	41	43	33	42	75
Rory HOULIHAN	1	3	4	0	0	0	0	13	13	0	6	6	0	5	5	0	3	3	0	3	3	0	4	4	0	10	10	0	5	5	4	1	5
Jeff KENDER	2	8	10	0	3	3	0	6	6	0	6	6	0	15	15	0	5	5	0	5	5	0	5	5	0	3	3	0	3	3	2	0	2
Ron LEACH	0	9	9	0	6	6	0	14	14	0	16	16	0	14	14	0	8	8	0	12	12	0	9	9	0	13	13	0	4	4	2	8	10
Tom RECKTENWALD	0	3	3	0	2	2	0	2	2	0	3	3	0	4	4	0	2	2	0	3	3	0	2	2	0	4	4	0	0	0	1	0	1
Grant T. SHORT	0	3	3	0	3	3	0	6	6	0	1	1	0	5	5	0	3	3	0	2	2	0	0	0	0	3	3	0	6	6	1	1	2
Sellus WILDER	1	17	18	0	4	4	0	40	40	0	20	20	0	31	31	0	15	15	0	11	11	0	22	22	0	8	8	0	10	10	5	5	10
U.S. REP. in CONGRESS - 1st Cong. Dist. - DEM																																	
Tom OSBORNE																																	
Samuel L. GASKINS																																	

PRIMARY ELECTION
CALLOWAY COUNTY - 1ST. CONG. DIST.
RECAPITULATION SHEET
MAY 17, 2016

	MURRAY #13			MURRAY #14			JACKSON			COLDWATER			LYNN GROVE			CALLOWAY HIGH			KIRKSEY			MURRAY #12			GRAND TOTAL
	eSlate	eScan	Total	eSlate	eScan	Total	eSlate	eScan	Total	eSlate	eScan	Total	eSlate	eScan	Total	eSlate	eScan	Total	eSlate	eScan	Total	eSlate	eScan	Total	
UNITED STATES SENATOR - REP																									
James R. GOULD	0	5	5	0	3	3	0	6	6	0	0	0	0	0	0	0	11	11	0	5	5	0	3	3	130
Rand PAUL	0	71	71	0	22	22	0	72	72	0	45	45	11	22	33	0	102	102	0	27	27	0	24	24	1402
Stephen Howard SLAUGHTER	0	1	1	0	1	1	0	3	3	0	1	1	0	0	0	0	0	0	0	1	1	0	1	1	52
U.S. REP. in CONGRESS - 1st Cong. Dist. - REP																									
Mike PAPE	0	24	24	0	4	4	0	22	22	0	17	17	3	4	7	0	33	33	0	9	9	0	8	8	484
Miles A. CAUGHEY JR.	0	3	3	0	0	0	0	1	1	0	4	4	0	0	0	0	2	2	0	2	2	0	0	0	89
Jason BATTS	0	11	11	0	7	7	0	20	20	0	7	7	5	7	12	0	20	20	0	6	6	0	4	4	334
James R. COMER	0	42	42	0	16	16	0	41	41	0	18	18	3	11	14	0	57	57	0	17	17	0	16	16	943
PRESIDENT of the UNITED STATES - DEM																									
Martin J. O'MALLEY	0	1	1	0	1	1	0	8	8	0	0	0	0	0	0	0	6	6	0	0	0	0	0	0	64
Bernard "Bernie" SANDERS	0	44	44	0	39	39	0	60	60	0	64	64	13	26	39	1	161	162	0	43	43	0	114	114	2239
Hillary CLINTON	0	72	72	0	25	25	0	46	46	0	45	45	9	22	31	1	75	76	0	26	26	0	50	50	1460
Roque Rocky DE LA FUENTE	0	0	0	0	0	0	0	1	1	0	2	2	0	0	0	0	0	0	0	0	0	0	0	0	20
"UNCOMMITTED"	0	9	9	0	5	5	0	13	13	0	8	8	3	9	12	0	26	26	0	11	11	0	7	7	290
UNITED STATES SENATOR - DEM																									
Jim GRAY	0	92	92	0	43	43	0	84	84	0	80	80	13	39	52	2	148	150	0	48	48	0	70	70	2362
Rory HOULIHAN	0	2	2	0	2	2	0	2	2	0	3	3	2	1	3	0	8	8	0	4	4	0	7	7	139
Jeff KENDER	0	5	5	0	4	4	0	4	4	0	9	9	0	2	2	0	17	17	0	3	3	0	16	16	200
Ron LEACH	0	4	4	0	7	7	0	7	7	0	8	8	6	2	8	0	24	24	0	9	9	0	21	21	338
Tom RECKTENWALD	0	0	0	0	0	0	0	1	1	0	0	0	1	0	1	0	6	6	0	0	0	0	5	5	69
Grant T. SHORT	0	1	1	0	0	0	0	5	5	0	5	5	0	1	1	0	8	8	0	0	0	0	11	11	104
Sellus WILDER	0	8	8	0	7	7	0	11	11	0	3	3	2	6	8	0	31	31	0	6	6	0	30	30	455
U.S. REP. in CONGRESS - 1st Cong. Dist. - DEM																									
Tom OSBORNE																									
Samuel L. GASKINS																									

PRIMARY 5/17/2016	ABSENTEE			ALEXANDRIA A	ALEXANDRIA B	ALEXANDRIA C	ALEXANDRIA D
	MAIL-IN	WALK-IN	TOTAL	TOTAL	TOTAL	TOTAL	TOTAL
UNITED STATES SENATOR-REP							
JAMES R. GOULD	4	25		4	3	13	7
RAND PAUL	36	89		62	39	51	59
STEPHEN HOWARD SLAUGHTER	7	8		2	0	4	3
STATE REPRESENTATIVE-64TH REP. DIST.-REP							
SEAN P. FITZGERALD	0	4					
KIMBERLY POORE MOSER	2	2					
PRESIDENT OF THE UNITED STATES-DEM							
MARTIN J. O'MALLEY	2	3		1	0	0	0
BERNARD "BERNIE" SANDERS	27	84		37	27	35	44
HILLARY CLINTON	37	101		34	23	46	43
ROQUE ROCKY DE LA FUENTE	0	1		0	0	0	0
"UNCOMMITTED"	8	9		3	4	6	2
UNITED STATES SENATOR-DEM							
RON LEACH	5	15		12	8	16	8
TOM RECKTENWALD	6	14		4	4	4	9
GRANT T SHORT	7	10		4	1	6	7
SELLUS WILDER	12	26		8	8	14	9
JIM GRAY	23	65		23	20	23	23
RORY HOULIHAN	8	15		8	5	2	8
JEFF KENDER	3	7		5	3	8	2
STATE REPRESENTATIVE-64TH REP. DIST.-DEM							
LUCAS DEATON	0	7					
LARRY VARNEY	0	2					
CITY COMMISSIONERS-CITY OF NEWPORT							
THOMAS L. GUIDUGLI	9	22					
MATTHEW CLINE	1	5					
FRANK PELUSO	5	18					
NICHOLE HORNBACK HAYDEN	0	7					
BOB MCCRAY	4	1					
RACHEL COMTE	3	13					
BETH FENNELL	5	20					
KEN RECHTIN	5	14					
JOHN C. HAYDEN	1	10					

RECEIVED
MAY 31 2016
State Board of Elections

ALEXANDRIA E	ALEXANDRIA F	ALEXANDRIA G	BELLEVUE A	BELLEVUE B	BELLEVUE C	BELLEVUE D	CALIFORNIA	CAMP SPRINGS	CLARYVILLE	COLD SPRING A	COLD SPRING B	COLD SPRING C
TOTAL	TOTAL	TOTAL	TOTAL	TOTAL	TOTAL	TOTAL	TOTAL	TOTAL	TOTAL	TOTAL	TOTAL	TOTAL
5	11	11	5	8	5	5	8	4	15	6	8	2
56	73	46	39	26	26	15	58	45	82	48	51	47
3	6	2	3	4	3	2	5	7	8	11	10	5
									37			
									66			
0	1	2	2	3	1	1	7	4	1	0	4	1
48	55	36	87	43	68	84	27	54	54	33	56	71
42	59	36	66	56	65	62	43	46	72	28	30	66
0	0	0	0	0	0	0	0	0	1	1	0	1
2	4	7	2	5	4	2	7	6	11	5	2	4
11	15	9	11	10	13	10	12	16	18	3	15	19
10	7	7	12	4	6	9	6	6	11	6	7	7
5	7	9	11	2	7	9	6	12	10	2	6	3
19	17	7	38	26	24	37	8	18	21	13	13	24
28	36	25	42	38	44	36	26	28	40	24	23	43
4	11	8	12	4	12	12	5	5	9	5	2	11
6	5	6	11	6	9	5	8	7	8	3	2	14
									89			
									31			

COLD SPRING D	COLD SPRING E	COLD SPRING F	DAYTON A	DAYTON B	DAYTON C	FT THOMAS A	FT THOMAS B	FT THOMAS C	FT THOMAS E	FT THOMAS F	FT THOMAS H	FT THOMAS I
TOTAL	TOTAL	TOTAL	TOTAL	TOTAL	TOTAL	TOTAL	TOTAL	TOTAL	TOTAL	TOTAL	TOTAL	TOTAL
10	3	7	7	5	5	10	7	11	7	0	9	2
69	41	71	22	27	27	53	58	64	39	10	69	16
5	1	13	4	0	3	9	10	7	5	3	8	2
23												
61												
1	0	0	0	0	0	1	0	0	0	0	3	0
47	32	60	55	51	53	28	51	57	59	17	72	19
67	33	116	37	48	50	44	72	69	47	8	70	27
0	0	0	0	1	0	1	0	0	0	0	0	1
2	3	5	2	8	1	2	6	2	1	1	3	1
15	7	37	11	13	12	11	16	5	17	2	20	9
6	2	7	5	8	13	2	5	5	2	2	7	2
4	5	10	8	7	7	2	3	9	3	0	5	0
13	11	25	23	13	24	17	28	32	20	7	22	10
48	22	51	23	29	23	29	47	48	34	11	48	16
7	8	13	12	5	6	2	7	9	8	0	10	4
4	5	8	5	7	5	2	10	4	3	1	7	0
54												
40												

FT THOMAS J	FT THOMAS K	FT THOMAS L	FT THOMAS M	FT THOMAS N	FT THOMAS P	FT THOMAS R	FT THOMAS S	GRANTS LICK	HIGHLAND HTS A
TOTAL	TOTAL	TOTAL	TOTAL	TOTAL	TOTAL	TOTAL	TOTAL	TOTAL	TOTAL
3	6	14	1	9	2	8	4	17	4
24	49	52	29	50	28	63	29	95	21
2	7	8	0	4	4	5	3	12	1
0	0	0	0	0	0	1	0	1	0
31	49	51	18	61	42	85	25	73	40
50	50	52	18	49	28	75	27	43	23
0	0	0	0	1	0	1	0	0	0
1	1	0	1	4	0	7	2	7	1
5	8	10	4	11	6	23	4	11	12
2	6	10	3	6	3	9	3	13	7
4	3	4	4	2	9	7	3	8	7
16	22	19	6	16	14	25	7	23	10
26	32	35	4	42	27	58	18	44	11
3	6	3	5	6	2	10	2	7	5
3	5	3	0	8	0	9	1	7	3

HIGHLAND HTS B	HIGHLAND HTS C	HIGHLAND HTS D	HIGHLAND HTS E	JOHNS HILL		MELBOURNE		MENTOR	
TOTAL	TOTAL	TOTAL	TOTAL		TOTAL		TOTAL		TOTAL
3	3	0	10		6		3		6
20	13	6	54		53		9		36
1	2	2	1		2		1		3
0	0	0	2		0		2		1
42	17	32	79		62		14		17
15	16	19	94		66		48		46
0	0	0	0		0		0		0
2	0	0	1		6		2		5
12	7	4	32		22		3		12
4	3	4	8		5		4		6
3	0	1	14		10		5		3
11	4	14	28		20		27		7
13	7	13	43		45		10		23
4	3	4	15		5		4		2
3	3	5	9		7		4		6

NEWPORT A		NEWPORT B		NEWPORT C		NEWPORT D		NEWPORT E	
	TOTAL		TOTAL		TOTAL		TOTAL		TOTAL
	2		2		4		3		1
	21		23		4		16		7
	4		3		1		2		1
	0		1		1		1		0
	62		77		24		48		49
	74		73		35		71		24
	0		0		1		0		0
	3		1		2		2		0
	13		11		4		6		5
	12		12		6		9		11
	10		9		9		11		4
	27		31		10		17		23
	35		46		15		43		9
	7		11		9		8		7
	8		5		4		4		3
	84		99		36		86		40
	22		22		9		14		15
	87		88		45		72		32
	42		34		16		29		26
	35		28		34		17		22
	49		65		16		54		28
	76		83		32		62		34
	44		73		14		48		15
	42		31		26		38		27

NEWPORT F			NEWPORT G		NEWPORT H		NEWPORT I	
		TOTAL		TOTAL		TOTAL		TOTAL
		2		2		1		2
		6		8		26		25
		1		3		3		5
		0		0		0		0
		20		23		52		47
		30		22		74		47
		0		0		0		1
		4		3		3		7
		4		3		15		12
		7		3		5		7
		4		1		8		8
		14		11		23		18
		10		13		34		24
		1		3		10		10
		3		2		7		7
		32		36		86		77
		7		7		19		15
		37		42		97		96
		12		9		48		30
		20		19		19		23
		18		8		31		33
		26		27		59		69
		15		20		43		55
		14		20		42		28

NEWPORT J			NEWPORT K		ROSS		SILVER GROVE	
		TOTAL		TOTAL		TOTAL		TOTAL
		2		4		4		2
		22		15		21		10
		5		2		3		3
		1		0		0		0
		42		63		28		34
		49		41		24		31
		0		0		0		0
		3		0		3		2
		11		15		9		7
		5		10		2		11
		4		11		3		2
		13		10		9		10
		24		23		14		22
		8		6		7		6
		6		6		3		2
		73		45				
		18		10				
		68		41				
		26		22				
		24		23				
		30		12				
		52		36				
		42		31				
		27		4				

SOUTHGATE A			SOUTHGATE B		SOUTHGATE C		SOUTHGATE D	
		TOTAL		TOTAL		TOTAL		TOTAL
		2		3		6		3
		24		35		16		16
		0		3		1		2
		0		0		0		0
		36		63		14		39
		37		42		10		28
		1		0		1		0
		2		3		1		3
		7		8		4		16
		6		7		4		4
		6		8		1		3
		20		16		0		14
		19		28		8		14
		9		11		0		6
		3		8		4		1

SUNVALLEY			WILDER		COUNTYWIDE TOTALS
		TOTAL		TOTAL	
		10		4	390
		111		29	2580
		11		3	277
					64
					131
		2		0	51
		52		51	3133
		47		48	3169
		0		0	13
		8		3	223
		12		14	763
		11		3	436
		6		3	385
		11		25	1158
		34		38	1943
		8		6	456
		3		5	339
					150
					73
					725
					164
					728
					301
					269
					360
					581
					419
					310

PRIMARY ELECTION
CARLISLE COUNTY - 1ST. CONG. DIST.
RECAPITULATION SHEET
MAY 17, 2016

	ABSENTEE 153 Total			WEST BARDWELL 308			NORTH BARDWELL 326			CUNNINGHAM 500			5 KIRBYTON 197			MILBURN 341			ARLINGTON 370			GRAND TOTAL 2171
	Mail-In	Walk-In	Total	eSlate	eScan	Total	eSlate	eScan	Total	eSlate	eScan	Total	eSlate	eScan	Total	eSlate	eScan	Total	eSlate	eScan	Total	
UNITED STATES SENATOR - REP																						
James R. GOULD	0	0	0	0	2	2	0	3	3	0	2	2	0	1	1	0	0	0	0	3	3	11
Rand PAUL	1	7	8	0	28	28	0	30	30	0	78	78	0	26	26	0	27	27	0	27	27	224
Stephen Howard SLAUGHTER	0	0	0	0	2	2	0	0	0	0	2	2	0	0	0	0	0	0	0	2	2	6
U.S. REP. in CONGRESS - 1st Cong. Dist. - REP																						
Mike PAPE	0	1	1	0	5	5	0	9	9	0	3	3	0	7	7	0	7	7	0	2	2	34
Miles A. CAUGHEY JR.	0	0	0	0	1	1	0	2	2	0	0	0	0	0	0	0	0	0	0	0	0	3
Jason BATTS	0	4	4	0	21	21	0	16	16	0	39	39	0	14	14	0	12	12	0	25	25	131
James R. COMER	1	2	3	0	5	5	0	6	6	0	40	40	0	7	7	0	8	8	0	10	10	75
PRESIDENT of the UNITED STATES - DEM																						
Martin J. O'MALLEY	0	0	0	0	4	4	0	2	2	0	4	4	0	3	3	0	3	3	0	2	2	18
Bernard "Bernie" SANDERS	1	15	16	0	86	86	0	74	74	0	81	81	0	38	38	1	90	91	0	76	76	462
Hillary CLINTON	1	4	5	0	28	28	0	28	28	0	48	48	0	15	15	0	34	34	0	36	36	204
Roque Rocky DE LA FUENTE	0	0	0	0	1	1	0	3	3	0	0	0	0	1	1	0	0	0	0	0	0	5
"UNCOMMITTED"	0	2	2	0	17	17	0	15	15	0	29	29	2	11	13	0	10	10	0	27	27	113
UNITED STATES SENATOR - DEM																						
Jim GRAY	2	15	17	0	83	83	0	74	74	0	97	97	2	37	39	0	75	75	0	71	71	456
Rory HOULIHAN	0	0	0	0	3	3	0	3	3	0	16	16	0	2	2	0	5	5	0	3	3	22
Jeff KENDER	0	1	1	0	11	11	0	9	9	0	14	14	0	6	6	0	6	6	0	6	6	53
Ron LEACH	0	1	1	0	10	10	0	13	13	0	13	13	0	4	4	0	25	25	0	17	17	83
Tom RECKTENWALD	0	2	2	0	3	3	0	4	4	0	1	1	0	3	3	0	0	0	0	1	1	14
Grant T. SHORT	0	0	0	0	7	7	0	3	3	0	6	6	0	3	3	0	4	4	0	10	10	29
Sellus WILDER	0	0	0	0	9	9	0	5	5	0	5	5	0	3	3	0	10	10	0	8	8	36
U.S. REP. in CONGRESS - 1st Cong. Dist. - DEM																						
~~Tom OSBORNE~~	~~0~~	~~0~~	~~0~~																			
Samuel L. GASKINS	1	2	3	0	32	32	0	27	27	0	32	32	1	16	17	0	29	29	0	42	42	182

27%

PRIMARY ELECTION
CARROLL COUNTY - 4th. CONG. DIST.
RECAPITULATION SHEET
May 17, 2016

	ABSENTEE			COUNTY GARAGE A101			WESTSIDE FIRE DEPT. A102			PUBLIC LIBRARY A103			HAWKINS ST. HOUSING AUTHORITY B101			CITY BLDG. REAR ENTRANCE B102			MASON'S BLDG. B103			WORTHVILLE TOWN HALL B104			WORTHVILLE FIRE DEPARTMENT C101			SANDERS FIRE DEPARTMENT C102			GHENT FIRE DEPT. C103			
	Mail-In	Walk-In	Total	eSlate	eScan	Total	eSlate	eScan	Total	eSlate	eScan	Total	eSlate	eScan	Total	eSlate	eScan	Total	eSlate	eScan	Total	eSlate	eScan	Total	eSlate	eScan	Total	eSlate	eScan	Total	eSlate	eScan	Total	
UNITED STATES SENATOR - REP																																		
James R. GOULD	0	1	1	1	1	2	1	1	2	2	0	2	1	0	1	1	0	1	2	0	2	0	0	0	0	0	0	0	0	0	0	0	0	11
Rand PAUL	1	6	7	6	3	9	1	14	15	4	11	15	1	0	1	4	2	6	2	6	8	2	0	2	1	2	3	1	4	5	6	8	14	85
Stephen Howard SLAUGHTER	0	0	0	0	0	0	0	0	0	0	0	0	0	0	0	0	0	0	1	0	1	0	0	0	0	0	0	0	0	0	0	0	0	1
PRESIDENT of the UNITED STATES - DEM																																		
Martin J. O'MALLEY	0	0	0	10	0	0	0	0	0	0	0	0	0	2	2	0	1	1	0	0	0	0	1	1	0	0	0	1	1	2	1	0	1	7
Bernard "Bernie" SANDERS	1	12	13	28	22	50	32	46	78	22	36	58	22	18	40	31	28	59	18	29	47	21	2	23	11	3	14	6	16	22	26	36	62	466
Hillary CLINTON	6	11	17	19	20	39	27	41	68	17	38	55	21	29	50	24	37	61	16	20	36	20	1	21	4	2	6	4	9	13	13	11	24	390
Roque Rocky DE LA FUENTE	0	0	0	0	0	0	0	1	1	0	0	0	0	0	0	0	0	0	0	0	0	0	1	1	0	0	0	1	0	1	1	0	1	4
"UNCOMMITTED"	1	7	8	6	2	8	2	5	7	3	5	8	3	3	6	2	2	4	5	5	10	5	0	5	2	1	3	6	3	9	3	2	5	73
UNITED STATES SENATOR - DEM																																		
Ron LEACH	1	3	4	12	9	21	10	11	21	6	5	11	5	6	11	7	12	19	3	5	8	5	2	7	4	1	5	3	4	7	7	6	13	127
Tom RECKTENWALD	1	1	2	1	4	5	2	4	6	1	2	3	4	3	7	5	2	7	5	01	6	2	0	2	2	1	3	3	1	4	1	4	5	50
Grant T. SHORT	1	1	2	1	3	4	3	4	7	1	4	5	6	0	6	5	4	9	1	01	2	2	0	2	1	0	1	1	3	4	4	2	6	48
Sellus WILDER	0	6	6	4	6	10	3	8	11	3	10	13	0	4	4	5	4	9	2	06	8	6	1	7	1	1	2	1	1	2	5	4	9	81
Jim GRAY	2	16	18	29	17	46	36	46	82	19	46	65	27	34	61	25	34	59	20	31	51	26	0	26	8	3	11	5	15	20	23	23	46	485
Rory HOULIHAN	0	1	1	0	3	3	2	4	6	2	1	3	1	1	2	1	2	3	0	3	3	1	0	1	0	0	0	1	1	2	0	3	3	27
Jeff KENDER	2	2	4	5	1	6	3	1	4	3	2	5	2	1	3	2	3	5	2	2	4	2	1	3	0	0	0	3	1	4	2	0	2	40

PRIMARY ELECTION
CARROLL COUNTY - 4th. CONG. DIST.
RECAPITULATION SHEET
May 17, 2016

C/04

	AIRPORT ROAD FIRE DEPT. eSlate	eScan	Total	GRAND TOTAL
UNITED STATES SENATOR - REP				
James R. GOULD	1	0	1	12
Rand PAUL	1	23	24	109
Stephen Howard SLAUGHTER	0	0	0	1
PRESIDENT of the UNITED STATES - DEM				
Martin J. O'MALLEY	0	1	1	8
Bernard "Bernie" SANDERS	32	75	107	573
Hillary CLINTON	15	76	91	481
Roque Rocky DE LA FUENTE	0	3	3	7
"UNCOMMITTED"	3	14	17	90
UNITED STATES SENATOR - DEM				
Ron LEACH	8	13	21	148
Tom RECKTENWALD	2	9	11	61
Grant T. SHORT	2	10	12	60
Sellus WILDER	2	23	25	106
Jim GRAY	26	83	109	594
Rory HOULIHAN	3	0	3	30
Jeff KENDER	2	9	11	51

2331

Carolyn Glauber
Denise Marshall
Jamie H

Cumulative Report — Unofficial

PRESIDENTIAL PREFERENCE AND REGULAR PRIMARY — OFFICIAL BALLOT FOR CARTER COUNTY — May 17, 2016

05/17/2016 07:24 PM

Total Number of Voters : 2,956 of 0 = 0.00%

Precincts Reporting 27 of 27 = 100.00%

Party	Candidate	Absentee		Early		Election		Total	
UNITED STATES SENATOR, Vote For 1									
	Rand PAUL	0	0.00%	0	0.00%	735	85.37%	735	85.37%
	Stephen Howard SLAUGHTER	0	0.00%	0	0.00%	67	7.78%	67	7.78%
	James R. GOULD	0	0.00%	0	0.00%	59	6.85%	59	6.85%
	Cast Votes:	0	0.00%	0	0.00%	861	98.29%	861	98.29%
	Over Votes:	0	0.00%	0	0.00%	0	0.00%	0	0.00%
	Under Votes:	0	0.00%	0	0.00%	15	1.71%	15	1.71%
UNITED STATES REPRESENTATIVE in CONGRESS 5th Congressional District, Vote For 1									
	Harold "Hal" ROGERS	0	0.00%	0	0.00%	691	82.66%	691	82.66%
	John BURK JR.	0	0.00%	0	0.00%	145	17.34%	145	17.34%
	Cast Votes:	0	0.00%	0	0.00%	836	95.43%	836	95.43%
	Over Votes:	0	0.00%	0	0.00%	0	0.00%	0	0.00%
	Under Votes:	0	0.00%	0	0.00%	40	4.57%	40	4.57%
PRESIDENT of the UNITED STATES, Vote For 1									
	Martin J. O'MALLEY	0	0.00%	0	0.00%	39	1.91%	39	1.91%
	Bernard "Bernie" SANDERS	0	0.00%	0	0.00%	1,051	51.42%	1,051	51.42%
	Hillary CLINTON	0	0.00%	0	0.00%	800	39.14%	800	39.14%
	Roque Rocky DE LA FUENTE	0	0.00%	0	0.00%	14	0.68%	14	0.68%
	"UNCOMMITTED"	0	0.00%	0	0.00%	140	6.85%	140	6.85%
	Cast Votes:	0	0.00%	0	0.00%	2,044	98.27%	2,044	98.27%
	Over Votes:	0	0.00%	0	0.00%	0	0.00%	0	0.00%
	Under Votes:	0	0.00%	0	0.00%	36	1.73%	36	1.73%
UNITED STATES SENATOR, Vote For 1									
	Tom RECKTENWALD	0	0.00%	0	0.00%	125	6.83%	125	6.83%
	Grant T. SHORT	0	0.00%	0	0.00%	212	11.58%	212	11.58%
	Sellus WILDER	0	0.00%	0	0.00%	273	14.92%	273	14.92%
	Jim GRAY	0	0.00%	0	0.00%	838	45.79%	838	45.79%
	Rory HOULIHAN	0	0.00%	0	0.00%	68	3.72%	68	3.72%
	Jeff KENDER	0	0.00%	0	0.00%	139	7.60%	139	7.60%
	Ron LEACH	0	0.00%	0	0.00%	175	9.56%	175	9.56%
	Cast Votes:	0	0.00%	0	0.00%	1,830	87.98%	1,830	87.98%
	Over Votes:	0	0.00%	0	0.00%	0	0.00%	0	0.00%
	Under Votes:	0	0.00%	0	0.00%	250	12.02%	250	12.02%

RECEIVED
JUN 06 2016
State Board of Elections

Precinct Report — Unofficial

PRESIDENTIAL PREFERENCE AND REGULAR PRIMARY — OFFICIAL BALLOT FOR CARTER COUNTY — May 17, 2016

05/17/2016 07:24 PM

Total Number of Voters : 2,956 of 0 = 0.00%

Precincts Reporting 27 of 27 = 100.00%

Party	Candidate	Absentee		Early		Election		Total	
Precinct AB (Ballots Cast: 71)									
UNITED STATES SENATOR, Vote For 1									
	Rand PAUL	0	0.00%	0	0.00%	18	90.00%	18	90.00%
	Stephen Howard SLAUGHTER	0	0.00%	0	0.00%	1	5.00%	1	5.00%
	James R. GOULD	0	0.00%	0	0.00%	1	5.00%	1	5.00%
	Cast Votes:	0	0.00%	0	0.00%	20	100.00%	20	100.00%
	Over Votes:	0	0.00%	0	0.00%	0	0.00%	0	0.00%
	Under Votes:	0	0.00%	0	0.00%	0	0.00%	0	0.00%
UNITED STATES REPRESENTATIVE in CONGRESS 5th Congressional District, Vote For 1									
	Harold "Hal" ROGERS	0	0.00%	0	0.00%	16	88.89%	16	88.89%
	John BURK JR.	0	0.00%	0	0.00%	2	11.11%	2	11.11%
	Cast Votes:	0	0.00%	0	0.00%	18	90.00%	18	90.00%
	Over Votes:	0	0.00%	0	0.00%	0	0.00%	0	0.00%
	Under Votes:	0	0.00%	0	0.00%	2	10.00%	2	10.00%
PRESIDENT of the UNITED STATES, Vote For 1									
	Martin J. O'MALLEY	0	0.00%	0	0.00%	0	0.00%	0	0.00%
	Bernard "Bernie" SANDERS	0	0.00%	0	0.00%	20	40.00%	20	40.00%
	Hillary CLINTON	0	0.00%	0	0.00%	24	48.00%	24	48.00%
	Roque Rocky DE LA FUENTE	0	0.00%	0	0.00%	0	0.00%	0	0.00%
	"UNCOMMITTED"	0	0.00%	0	0.00%	6	12.00%	6	12.00%
	Cast Votes:	0	0.00%	0	0.00%	50	98.04%	50	98.04%
	Over Votes:	0	0.00%	0	0.00%	0	0.00%	0	0.00%
	Under Votes:	0	0.00%	0	0.00%	1	1.96%	1	1.96%
UNITED STATES SENATOR, Vote For 1									
	Tom RECKTENWALD	0	0.00%	0	0.00%	4	9.30%	4	9.30%
	Grant T. SHORT	0	0.00%	0	0.00%	4	9.30%	4	9.30%
	Sellus WILDER	0	0.00%	0	0.00%	4	9.30%	4	9.30%
	Jim GRAY	0	0.00%	0	0.00%	23	53.49%	23	53.49%
	Rory HOULIHAN	0	0.00%	0	0.00%	1	2.33%	1	2.33%
	Jeff KENDER	0	0.00%	0	0.00%	2	4.65%	2	4.65%
	Ron LEACH	0	0.00%	0	0.00%	5	11.63%	5	11.63%
	Cast Votes:	0	0.00%	0	0.00%	43	84.31%	43	84.31%
	Over Votes:	0	0.00%	0	0.00%	0	0.00%	0	0.00%
	Under Votes:	0	0.00%	0	0.00%	8	15.69%	8	15.69%

Total Number of Voters : 2,956 of 0 = 0.00%

Precincts Reporting 27 of 27 = 100.00%

Party	Candidate	Absentee		Early		Election		Total	
Precinct A101 (Ballots Cast: 157)									
UNITED STATES SENATOR, Vote For 1									
	Rand PAUL	0	0.00%	0	0.00%	43	86.00%	43	86.00%
	Stephen Howard SLAUGHTER	0	0.00%	0	0.00%	5	10.00%	5	10.00%
	James R. GOULD	0	0.00%	0	0.00%	2	4.00%	2	4.00%
	Cast Votes:	0	0.00%	0	0.00%	50	98.04%	50	98.04%
	Over Votes:	0	0.00%	0	0.00%	0	0.00%	0	0.00%
	Under Votes:	0	0.00%	0	0.00%	1	1.96%	1	1.96%
UNITED STATES REPRESENTATIVE in CONGRESS 5th Congressional District, Vote For 1									
	Harold "Hal" ROGERS	0	0.00%	0	0.00%	38	80.85%	38	80.85%
	John BURK JR.	0	0.00%	0	0.00%	9	19.15%	9	19.15%
	Cast Votes:	0	0.00%	0	0.00%	47	92.16%	47	92.16%
	Over Votes:	0	0.00%	0	0.00%	0	0.00%	0	0.00%
	Under Votes:	0	0.00%	0	0.00%	4	7.84%	4	7.84%
PRESIDENT of the UNITED STATES, Vote For 1									
	Martin J. O'MALLEY	0	0.00%	0	0.00%	5	4.81%	5	4.81%
	Bernard "Bernie" SANDERS	0	0.00%	0	0.00%	60	57.69%	60	57.69%
	Hillary CLINTON	0	0.00%	0	0.00%	33	31.73%	33	31.73%
	Roque Rocky DE LA FUENTE	0	0.00%	0	0.00%	2	1.92%	2	1.92%
	"UNCOMMITTED"	0	0.00%	0	0.00%	4	3.85%	4	3.85%
	Cast Votes:	0	0.00%	0	0.00%	104	98.11%	104	98.11%
	Over Votes:	0	0.00%	0	0.00%	0	0.00%	0	0.00%
	Under Votes:	0	0.00%	0	0.00%	2	1.89%	2	1.89%
UNITED STATES SENATOR, Vote For 1									
	Tom RECKTENWALD	0	0.00%	0	0.00%	7	7.78%	7	7.78%
	Grant T. SHORT	0	0.00%	0	0.00%	9	10.00%	9	10.00%
	Sellus WILDER	0	0.00%	0	0.00%	21	23.33%	21	23.33%
	Jim GRAY	0	0.00%	0	0.00%	40	44.44%	40	44.44%
	Rory HOULIHAN	0	0.00%	0	0.00%	5	5.56%	5	5.56%
	Jeff KENDER	0	0.00%	0	0.00%	5	5.56%	5	5.56%
	Ron LEACH	0	0.00%	0	0.00%	3	3.33%	3	3.33%
	Cast Votes:	0	0.00%	0	0.00%	90	84.91%	90	84.91%
	Over Votes:	0	0.00%	0	0.00%	0	0.00%	0	0.00%
	Under Votes:	0	0.00%	0	0.00%	16	15.09%	16	15.09%

Total Number of Voters : 2,956 of 0 = 0.00%

Precincts Reporting 27 of 27 = 100.00%

Party	Candidate	Absentee		Early		Election		Total	
Precinct A102 (Ballots Cast: 88)									
UNITED STATES SENATOR, Vote For 1									
	Rand PAUL	0	0.00%	0	0.00%	18	78.26%	18	78.26%
	Stephen Howard SLAUGHTER	0	0.00%	0	0.00%	1	4.35%	1	4.35%
	James R. GOULD	0	0.00%	0	0.00%	4	17.39%	4	17.39%
	Cast Votes:	0	0.00%	0	0.00%	23	100.00%	23	100.00%
	Over Votes:	0	0.00%	0	0.00%	0	0.00%	0	0.00%
	Under Votes:	0	0.00%	0	0.00%	0	0.00%	0	0.00%
UNITED STATES REPRESENTATIVE in CONGRESS 5th Congressional District, Vote For 1									
	Harold "Hal" ROGERS	0	0.00%	0	0.00%	20	86.96%	20	86.96%
	John BURK JR.	0	0.00%	0	0.00%	3	13.04%	3	13.04%
	Cast Votes:	0	0.00%	0	0.00%	23	100.00%	23	100.00%
	Over Votes:	0	0.00%	0	0.00%	0	0.00%	0	0.00%
	Under Votes:	0	0.00%	0	0.00%	0	0.00%	0	0.00%
PRESIDENT of the UNITED STATES, Vote For 1									
	Martin J. O'MALLEY	0	0.00%	0	0.00%	0	0.00%	0	0.00%
	Bernard "Bernie" SANDERS	0	0.00%	0	0.00%	44	69.84%	44	69.84%
	Hillary CLINTON	0	0.00%	0	0.00%	16	25.40%	16	25.40%
	Roque Rocky DE LA FUENTE	0	0.00%	0	0.00%	0	0.00%	0	0.00%
	"UNCOMMITTED"	0	0.00%	0	0.00%	3	4.76%	3	4.76%
	Cast Votes:	0	0.00%	0	0.00%	63	96.92%	63	96.92%
	Over Votes:	0	0.00%	0	0.00%	0	0.00%	0	0.00%
	Under Votes:	0	0.00%	0	0.00%	2	3.08%	2	3.08%
UNITED STATES SENATOR, Vote For 1									
	Tom RECKTENWALD	0	0.00%	0	0.00%	7	12.73%	7	12.73%
	Grant T. SHORT	0	0.00%	0	0.00%	8	14.55%	8	14.55%
	Sellus WILDER	0	0.00%	0	0.00%	9	16.36%	9	16.36%
	Jim GRAY	0	0.00%	0	0.00%	19	34.55%	19	34.55%
	Rory HOULIHAN	0	0.00%	0	0.00%	3	5.45%	3	5.45%
	Jeff KENDER	0	0.00%	0	0.00%	2	3.64%	2	3.64%
	Ron LEACH	0	0.00%	0	0.00%	7	12.73%	7	12.73%
	Cast Votes:	0	0.00%	0	0.00%	55	84.62%	55	84.62%
	Over Votes:	0	0.00%	0	0.00%	0	0.00%	0	0.00%
	Under Votes:	0	0.00%	0	0.00%	10	15.38%	10	15.38%

Total Number of Voters : 2,956 of 0 = 0.00%

Precincts Reporting 27 of 27 = 100.00%

Party	Candidate	Absentee		Early		Election		Total	
Precinct A103 (Ballots Cast: 77)									
UNITED STATES SENATOR, Vote For 1									
	Rand PAUL	0	0.00%	0	0.00%	18	75.00%	18	75.00%
	Stephen Howard SLAUGHTER	0	0.00%	0	0.00%	4	16.67%	4	16.67%
	James R. GOULD	0	0.00%	0	0.00%	2	8.33%	2	8.33%
	Cast Votes:	0	0.00%	0	0.00%	24	96.00%	24	96.00%
	Over Votes:	0	0.00%	0	0.00%	0	0.00%	0	0.00%
	Under Votes:	0	0.00%	0	0.00%	1	4.00%	1	4.00%
UNITED STATES REPRESENTATIVE in CONGRESS 5th Congressional District, Vote For 1									
	Harold "Hal" ROGERS	0	0.00%	0	0.00%	15	68.18%	15	68.18%
	John BURK JR.	0	0.00%	0	0.00%	7	31.82%	7	31.82%
	Cast Votes:	0	0.00%	0	0.00%	22	88.00%	22	88.00%
	Over Votes:	0	0.00%	0	0.00%	0	0.00%	0	0.00%
	Under Votes:	0	0.00%	0	0.00%	3	12.00%	3	12.00%
PRESIDENT of the UNITED STATES, Vote For 1									
	Martin J. O'MALLEY	0	0.00%	0	0.00%	0	0.00%	0	0.00%
	Bernard "Bernie" SANDERS	0	0.00%	0	0.00%	24	47.06%	24	47.06%
	Hillary CLINTON	0	0.00%	0	0.00%	25	49.02%	25	49.02%
	Roque Rocky DE LA FUENTE	0	0.00%	0	0.00%	0	0.00%	0	0.00%
	"UNCOMMITTED"	0	0.00%	0	0.00%	2	3.92%	2	3.92%
	Cast Votes:	0	0.00%	0	0.00%	51	98.08%	51	98.08%
	Over Votes:	0	0.00%	0	0.00%	0	0.00%	0	0.00%
	Under Votes:	0	0.00%	0	0.00%	1	1.92%	1	1.92%
UNITED STATES SENATOR, Vote For 1									
	Tom RECKTENWALD	0	0.00%	0	0.00%	1	2.27%	1	2.27%
	Grant T. SHORT	0	0.00%	0	0.00%	6	13.64%	6	13.64%
	Sellus WILDER	0	0.00%	0	0.00%	9	20.45%	9	20.45%
	Jim GRAY	0	0.00%	0	0.00%	21	47.73%	21	47.73%
	Rory HOULIHAN	0	0.00%	0	0.00%	1	2.27%	1	2.27%
	Jeff KENDER	0	0.00%	0	0.00%	4	9.09%	4	9.09%
	Ron LEACH	0	0.00%	0	0.00%	2	4.55%	2	4.55%
	Cast Votes:	0	0.00%	0	0.00%	44	84.62%	44	84.62%
	Over Votes:	0	0.00%	0	0.00%	0	0.00%	0	0.00%
	Under Votes:	0	0.00%	0	0.00%	8	15.38%	8	15.38%

Total Number of Voters : 2,956 of 0 = 0.00%

Precincts Reporting 27 of 27 = 100.00%

Party	Candidate	Absentee		Early		Election		Total	
Precinct A104 (Ballots Cast: 84)									
UNITED STATES SENATOR, Vote For 1									
	Rand PAUL	0	0.00%	0	0.00%	14	73.68%	14	73.68%
	Stephen Howard SLAUGHTER	0	0.00%	0	0.00%	4	21.05%	4	21.05%
	James R. GOULD	0	0.00%	0	0.00%	1	5.26%	1	5.26%
	Cast Votes:	0	0.00%	0	0.00%	19	100.00%	19	100.00%
	Over Votes:	0	0.00%	0	0.00%	0	0.00%	0	0.00%
	Under Votes:	0	0.00%	0	0.00%	0	0.00%	0	0.00%
UNITED STATES REPRESENTATIVE in CONGRESS 5th Congressional District, Vote For 1									
	Harold "Hal" ROGERS	0	0.00%	0	0.00%	15	78.95%	15	78.95%
	John BURK JR.	0	0.00%	0	0.00%	4	21.05%	4	21.05%
	Cast Votes:	0	0.00%	0	0.00%	19	100.00%	19	100.00%
	Over Votes:	0	0.00%	0	0.00%	0	0.00%	0	0.00%
	Under Votes:	0	0.00%	0	0.00%	0	0.00%	0	0.00%
PRESIDENT of the UNITED STATES, Vote For 1									
	Martin J. O'MALLEY	0	0.00%	0	0.00%	2	3.13%	2	3.13%
	Bernard "Bernie" SANDERS	0	0.00%	0	0.00%	29	45.31%	29	45.31%
	Hillary CLINTON	0	0.00%	0	0.00%	27	42.19%	27	42.19%
	Roque Rocky DE LA FUENTE	0	0.00%	0	0.00%	1	1.56%	1	1.56%
	"UNCOMMITTED"	0	0.00%	0	0.00%	5	7.81%	5	7.81%
	Cast Votes:	0	0.00%	0	0.00%	64	98.46%	64	98.46%
	Over Votes:	0	0.00%	0	0.00%	0	0.00%	0	0.00%
	Under Votes:	0	0.00%	0	0.00%	1	1.54%	1	1.54%
UNITED STATES SENATOR, Vote For 1									
	Tom RECKTENWALD	0	0.00%	0	0.00%	2	3.28%	2	3.28%
	Grant T. SHORT	0	0.00%	0	0.00%	8	13.11%	8	13.11%
	Sellus WILDER	0	0.00%	0	0.00%	15	24.59%	15	24.59%
	Jim GRAY	0	0.00%	0	0.00%	23	37.70%	23	37.70%
	Rory HOULIHAN	0	0.00%	0	0.00%	1	1.64%	1	1.64%
	Jeff KENDER	0	0.00%	0	0.00%	8	13.11%	8	13.11%
	Ron LEACH	0	0.00%	0	0.00%	4	6.56%	4	6.56%
	Cast Votes:	0	0.00%	0	0.00%	61	93.85%	61	93.85%
	Over Votes:	0	0.00%	0	0.00%	0	0.00%	0	0.00%
	Under Votes:	0	0.00%	0	0.00%	4	6.15%	4	6.15%

Party	Candidate	Absentee		Early		Election		Total	
Precinct A105 (Ballots Cast: 172)									
UNITED STATES SENATOR, Vote For 1									
	Rand PAUL	0	0.00%	0	0.00%	54	93.10%	54	93.10%
	Stephen Howard SLAUGHTER	0	0.00%	0	0.00%	2	3.45%	2	3.45%
	James R. GOULD	0	0.00%	0	0.00%	2	3.45%	2	3.45%
	Cast Votes:	0	0.00%	0	0.00%	58	98.31%	58	98.31%
	Over Votes:	0	0.00%	0	0.00%	0	0.00%	0	0.00%
	Under Votes:	0	0.00%	0	0.00%	1	1.69%	1	1.69%
UNITED STATES REPRESENTATIVE in CONGRESS 5th Congressional District, Vote For 1									
	Harold "Hal" ROGERS	0	0.00%	0	0.00%	50	87.72%	50	87.72%
	John BURK JR.	0	0.00%	0	0.00%	7	12.28%	7	12.28%
	Cast Votes:	0	0.00%	0	0.00%	57	96.61%	57	96.61%
	Over Votes:	0	0.00%	0	0.00%	0	0.00%	0	0.00%
	Under Votes:	0	0.00%	0	0.00%	2	3.39%	2	3.39%
PRESIDENT of the UNITED STATES, Vote For 1									
	Martin J. O'MALLEY	0	0.00%	0	0.00%	1	0.94%	1	0.94%
	Bernard "Bernie" SANDERS	0	0.00%	0	0.00%	51	48.11%	51	48.11%
	Hillary CLINTON	0	0.00%	0	0.00%	47	44.34%	47	44.34%
	Roque Rocky DE LA FUENTE	0	0.00%	0	0.00%	0	0.00%	0	0.00%
	"UNCOMMITTED"	0	0.00%	0	0.00%	7	6.60%	7	6.60%
	Cast Votes:	0	0.00%	0	0.00%	106	93.81%	106	93.81%
	Over Votes:	0	0.00%	0	0.00%	0	0.00%	0	0.00%
	Under Votes:	0	0.00%	0	0.00%	7	6.19%	7	6.19%
UNITED STATES SENATOR, Vote For 1									
	Tom RECKTENWALD	0	0.00%	0	0.00%	7	7.37%	7	7.37%
	Grant T. SHORT	0	0.00%	0	0.00%	9	9.47%	9	9.47%
	Sellus WILDER	0	0.00%	0	0.00%	8	8.42%	8	8.42%
	Jim GRAY	0	0.00%	0	0.00%	51	53.68%	51	53.68%
	Rory HOULIHAN	0	0.00%	0	0.00%	3	3.16%	3	3.16%
	Jeff KENDER	0	0.00%	0	0.00%	4	4.21%	4	4.21%
	Ron LEACH	0	0.00%	0	0.00%	13	13.68%	13	13.68%
	Cast Votes:	0	0.00%	0	0.00%	95	84.07%	95	84.07%
	Over Votes:	0	0.00%	0	0.00%	0	0.00%	0	0.00%
	Under Votes:	0	0.00%	0	0.00%	18	15.93%	18	15.93%

Party	Candidate	Absentee		Early		Election		Total	
Precinct B101 (Ballots Cast: 159)									
UNITED STATES SENATOR, Vote For 1									
	Rand PAUL	0	0.00%	0	0.00%	33	89.19%	33	89.19%
	Stephen Howard SLAUGHTER	0	0.00%	0	0.00%	2	5.41%	2	5.41%
	James R. GOULD	0	0.00%	0	0.00%	2	5.41%	2	5.41%
	Cast Votes:	0	0.00%	0	0.00%	37	100.00%	37	100.00%
	Over Votes:	0	0.00%	0	0.00%	0	0.00%	0	0.00%
	Under Votes:	0	0.00%	0	0.00%	0	0.00%	0	0.00%
UNITED STATES REPRESENTATIVE in CONGRESS 5th Congressional District, Vote For 1									
	Harold "Hal" ROGERS	0	0.00%	0	0.00%	31	88.57%	31	88.57%
	John BURK JR.	0	0.00%	0	0.00%	4	11.43%	4	11.43%
	Cast Votes:	0	0.00%	0	0.00%	35	94.59%	35	94.59%
	Over Votes:	0	0.00%	0	0.00%	0	0.00%	0	0.00%
	Under Votes:	0	0.00%	0	0.00%	2	5.41%	2	5.41%
PRESIDENT of the UNITED STATES, Vote For 1									
	Martin J. O'MALLEY	0	0.00%	0	0.00%	0	0.00%	0	0.00%
	Bernard "Bernie" SANDERS	0	0.00%	0	0.00%	63	52.07%	63	52.07%
	Hillary CLINTON	0	0.00%	0	0.00%	41	33.88%	41	33.88%
	Roque Rocky DE LA FUENTE	0	0.00%	0	0.00%	1	0.83%	1	0.83%
	"UNCOMMITTED"	0	0.00%	0	0.00%	16	13.22%	16	13.22%
	Cast Votes:	0	0.00%	0	0.00%	121	99.18%	121	99.18%
	Over Votes:	0	0.00%	0	0.00%	0	0.00%	0	0.00%
	Under Votes:	0	0.00%	0	0.00%	1	0.82%	1	0.82%
UNITED STATES SENATOR, Vote For 1									
	Tom RECKTENWALD	0	0.00%	0	0.00%	8	7.27%	8	7.27%
	Grant T. SHORT	0	0.00%	0	0.00%	12	10.91%	12	10.91%
	Sellus WILDER	0	0.00%	0	0.00%	13	11.82%	13	11.82%
	Jim GRAY	0	0.00%	0	0.00%	61	55.45%	61	55.45%
	Rory HOULIHAN	0	0.00%	0	0.00%	3	2.73%	3	2.73%
	Jeff KENDER	0	0.00%	0	0.00%	8	7.27%	8	7.27%
	Ron LEACH	0	0.00%	0	0.00%	5	4.55%	5	4.55%
	Cast Votes:	0	0.00%	0	0.00%	110	90.16%	110	90.16%
	Over Votes:	0	0.00%	0	0.00%	0	0.00%	0	0.00%
	Under Votes:	0	0.00%	0	0.00%	12	9.84%	12	9.84%

Party	Candidate	Absentee		Early		Election		Total	
Precinct B102 (Ballots Cast: 81)									
UNITED STATES SENATOR, Vote For 1									
	Rand PAUL	0	0.00%	0	0.00%	22	66.67%	22	66.67%
	Stephen Howard SLAUGHTER	0	0.00%	0	0.00%	4	12.12%	4	12.12%
	James R. GOULD	0	0.00%	0	0.00%	7	21.21%	7	21.21%
	Cast Votes:	0	0.00%	0	0.00%	33	94.29%	33	94.29%
	Over Votes:	0	0.00%	0	0.00%	0	0.00%	0	0.00%
	Under Votes:	0	0.00%	0	0.00%	2	5.71%	2	5.71%
UNITED STATES REPRESENTATIVE in CONGRESS 5th Congressional District, Vote For 1									
	Harold "Hal" ROGERS	0	0.00%	0	0.00%	22	64.71%	22	64.71%
	John BURK JR.	0	0.00%	0	0.00%	12	35.29%	12	35.29%
	Cast Votes:	0	0.00%	0	0.00%	34	97.14%	34	97.14%
	Over Votes:	0	0.00%	0	0.00%	0	0.00%	0	0.00%
	Under Votes:	0	0.00%	0	0.00%	1	2.86%	1	2.86%
PRESIDENT of the UNITED STATES, Vote For 1									
	Martin J. O'MALLEY	0	0.00%	0	0.00%	3	7.14%	3	7.14%
	Bernard "Bernie" SANDERS	0	0.00%	0	0.00%	19	45.24%	19	45.24%
	Hillary CLINTON	0	0.00%	0	0.00%	18	42.86%	18	42.86%
	Roque Rocky DE LA FUENTE	0	0.00%	0	0.00%	0	0.00%	0	0.00%
	"UNCOMMITTED"	0	0.00%	0	0.00%	2	4.76%	2	4.76%
	Cast Votes:	0	0.00%	0	0.00%	42	91.30%	42	91.30%
	Over Votes:	0	0.00%	0	0.00%	0	0.00%	0	0.00%
	Under Votes:	0	0.00%	0	0.00%	4	8.70%	4	8.70%
UNITED STATES SENATOR, Vote For 1									
	Tom RECKTENWALD	0	0.00%	0	0.00%	5	12.20%	5	12.20%
	Grant T. SHORT	0	0.00%	0	0.00%	4	9.76%	4	9.76%
	Sellus WILDER	0	0.00%	0	0.00%	4	9.76%	4	9.76%
	Jim GRAY	0	0.00%	0	0.00%	18	43.90%	18	43.90%
	Rory HOULIHAN	0	0.00%	0	0.00%	0	0.00%	0	0.00%
	Jeff KENDER	0	0.00%	0	0.00%	2	4.88%	2	4.88%
	Ron LEACH	0	0.00%	0	0.00%	8	19.51%	8	19.51%
	Cast Votes:	0	0.00%	0	0.00%	41	89.13%	41	89.13%
	Over Votes:	0	0.00%	0	0.00%	0	0.00%	0	0.00%
	Under Votes:	0	0.00%	0	0.00%	5	10.87%	5	10.87%

Party	Candidate	Absentee		Early		Election		Total	
Precinct B103 (Ballots Cast: 135)									
UNITED STATES SENATOR, Vote For 1									
	Rand PAUL	0	0.00%	0	0.00%	43	89.58%	43	89.58%
	Stephen Howard SLAUGHTER	0	0.00%	0	0.00%	3	6.25%	3	6.25%
	James R. GOULD	0	0.00%	0	0.00%	2	4.17%	2	4.17%
	Cast Votes:	0	0.00%	0	0.00%	48	100.00%	48	100.00%
	Over Votes:	0	0.00%	0	0.00%	0	0.00%	0	0.00%
	Under Votes:	0	0.00%	0	0.00%	0	0.00%	0	0.00%
UNITED STATES REPRESENTATIVE in CONGRESS 5th Congressional District, Vote For 1									
	Harold "Hal" ROGERS	0	0.00%	0	0.00%	36	80.00%	36	80.00%
	John BURK JR.	0	0.00%	0	0.00%	9	20.00%	9	20.00%
	Cast Votes:	0	0.00%	0	0.00%	45	93.75%	45	93.75%
	Over Votes:	0	0.00%	0	0.00%	0	0.00%	0	0.00%
	Under Votes:	0	0.00%	0	0.00%	3	6.25%	3	6.25%
PRESIDENT of the UNITED STATES, Vote For 1									
	Martin J. O'MALLEY	0	0.00%	0	0.00%	2	2.33%	2	2.33%
	Bernard "Bernie" SANDERS	0	0.00%	0	0.00%	42	48.84%	42	48.84%
	Hillary CLINTON	0	0.00%	0	0.00%	30	34.88%	30	34.88%
	Roque Rocky DE LA FUENTE	0	0.00%	0	0.00%	1	1.16%	1	1.16%
	"UNCOMMITTED"	0	0.00%	0	0.00%	11	12.79%	11	12.79%
	Cast Votes:	0	0.00%	0	0.00%	86	98.85%	86	98.85%
	Over Votes:	0	0.00%	0	0.00%	0	0.00%	0	0.00%
	Under Votes:	0	0.00%	0	0.00%	1	1.15%	1	1.15%
UNITED STATES SENATOR, Vote For 1									
	Tom RECKTENWALD	0	0.00%	0	0.00%	4	5.06%	4	5.06%
	Grant T. SHORT	0	0.00%	0	0.00%	14	17.72%	14	17.72%
	Sellus WILDER	0	0.00%	0	0.00%	13	16.46%	13	16.46%
	Jim GRAY	0	0.00%	0	0.00%	29	36.71%	29	36.71%
	Rory HOULIHAN	0	0.00%	0	0.00%	3	3.80%	3	3.80%
	Jeff KENDER	0	0.00%	0	0.00%	10	12.66%	10	12.66%
	Ron LEACH	0	0.00%	0	0.00%	6	7.59%	6	7.59%
	Cast Votes:	0	0.00%	0	0.00%	79	90.80%	79	90.80%
	Over Votes:	0	0.00%	0	0.00%	0	0.00%	0	0.00%
	Under Votes:	0	0.00%	0	0.00%	8	9.20%	8	9.20%

Total Number of Voters : 2,956 of 0 = 0.00%

Precincts Reporting 27 of 27 = 100.00%

Party	Candidate	Absentee		Early		Election		Total	
Precinct B104 (Ballots Cast: 110)									
UNITED STATES SENATOR, Vote For 1									
	Rand PAUL	0	0.00%	0	0.00%	28	90.32%	28	90.32%
	Stephen Howard SLAUGHTER	0	0.00%	0	0.00%	3	9.68%	3	9.68%
	James R. GOULD	0	0.00%	0	0.00%	0	0.00%	0	0.00%
	Cast Votes:	0	0.00%	0	0.00%	31	100.00%	31	100.00%
	Over Votes:	0	0.00%	0	0.00%	0	0.00%	0	0.00%
	Under Votes:	0	0.00%	0	0.00%	0	0.00%	0	0.00%
UNITED STATES REPRESENTATIVE in CONGRESS 5th Congressional District, Vote For 1									
	Harold "Hal" ROGERS	0	0.00%	0	0.00%	26	86.67%	26	86.67%
	John BURK JR.	0	0.00%	0	0.00%	4	13.33%	4	13.33%
	Cast Votes:	0	0.00%	0	0.00%	30	96.77%	30	96.77%
	Over Votes:	0	0.00%	0	0.00%	0	0.00%	0	0.00%
	Under Votes:	0	0.00%	0	0.00%	1	3.23%	1	3.23%
PRESIDENT of the UNITED STATES, Vote For 1									
	Martin J. O'MALLEY	0	0.00%	0	0.00%	4	5.19%	4	5.19%
	Bernard "Bernie" SANDERS	0	0.00%	0	0.00%	33	42.86%	33	42.86%
	Hillary CLINTON	0	0.00%	0	0.00%	35	45.45%	35	45.45%
	Roque Rocky DE LA FUENTE	0	0.00%	0	0.00%	0	0.00%	0	0.00%
	"UNCOMMITTED"	0	0.00%	0	0.00%	5	6.49%	5	6.49%
	Cast Votes:	0	0.00%	0	0.00%	77	97.47%	77	97.47%
	Over Votes:	0	0.00%	0	0.00%	0	0.00%	0	0.00%
	Under Votes:	0	0.00%	0	0.00%	2	2.53%	2	2.53%
UNITED STATES SENATOR, Vote For 1									
	Tom RECKTENWALD	0	0.00%	0	0.00%	7	9.72%	7	9.72%
	Grant T. SHORT	0	0.00%	0	0.00%	9	12.50%	9	12.50%
	Sellus WILDER	0	0.00%	0	0.00%	10	13.89%	10	13.89%
	Jim GRAY	0	0.00%	0	0.00%	26	36.11%	26	36.11%
	Rory HOULIHAN	0	0.00%	0	0.00%	4	5.56%	4	5.56%
	Jeff KENDER	0	0.00%	0	0.00%	5	6.94%	5	6.94%
	Ron LEACH	0	0.00%	0	0.00%	11	15.28%	11	15.28%
	Cast Votes:	0	0.00%	0	0.00%	72	91.14%	72	91.14%
	Over Votes:	0	0.00%	0	0.00%	0	0.00%	0	0.00%
	Under Votes:	0	0.00%	0	0.00%	7	8.86%	7	8.86%

Party	Candidate	Absentee		Early		Election		Total	
Precinct B105 (Ballots Cast: 145)									
UNITED STATES SENATOR, Vote For 1									
	Rand PAUL	0	0.00%	0	0.00%	42	93.33%	42	93.33%
	Stephen Howard SLAUGHTER	0	0.00%	0	0.00%	2	4.44%	2	4.44%
	James R. GOULD	0	0.00%	0	0.00%	1	2.22%	1	2.22%
	Cast Votes:	0	0.00%	0	0.00%	45	100.00%	45	100.00%
	Over Votes:	0	0.00%	0	0.00%	0	0.00%	0	0.00%
	Under Votes:	0	0.00%	0	0.00%	0	0.00%	0	0.00%
UNITED STATES REPRESENTATIVE in CONGRESS 5th Congressional District, Vote For 1									
	Harold "Hal" ROGERS	0	0.00%	0	0.00%	32	76.19%	32	76.19%
	John BURK JR.	0	0.00%	0	0.00%	10	23.81%	10	23.81%
	Cast Votes:	0	0.00%	0	0.00%	42	93.33%	42	93.33%
	Over Votes:	0	0.00%	0	0.00%	0	0.00%	0	0.00%
	Under Votes:	0	0.00%	0	0.00%	3	6.67%	3	6.67%
PRESIDENT of the UNITED STATES, Vote For 1									
	Martin J. O'MALLEY	0	0.00%	0	0.00%	2	2.04%	2	2.04%
	Bernard "Bernie" SANDERS	0	0.00%	0	0.00%	50	51.02%	50	51.02%
	Hillary CLINTON	0	0.00%	0	0.00%	37	37.76%	37	37.76%
	Roque Rocky DE LA FUENTE	0	0.00%	0	0.00%	2	2.04%	2	2.04%
	"UNCOMMITTED"	0	0.00%	0	0.00%	7	7.14%	7	7.14%
	Cast Votes:	0	0.00%	0	0.00%	98	98.00%	98	98.00%
	Over Votes:	0	0.00%	0	0.00%	0	0.00%	0	0.00%
	Under Votes:	0	0.00%	0	0.00%	2	2.00%	2	2.00%
UNITED STATES SENATOR, Vote For 1									
	Tom RECKTENWALD	0	0.00%	0	0.00%	6	6.74%	6	6.74%
	Grant T. SHORT	0	0.00%	0	0.00%	7	7.87%	7	7.87%
	Sellus WILDER	0	0.00%	0	0.00%	18	20.22%	18	20.22%
	Jim GRAY	0	0.00%	0	0.00%	43	48.31%	43	48.31%
	Rory HOULIHAN	0	0.00%	0	0.00%	3	3.37%	3	3.37%
	Jeff KENDER	0	0.00%	0	0.00%	5	5.62%	5	5.62%
	Ron LEACH	0	0.00%	0	0.00%	7	7.87%	7	7.87%
	Cast Votes:	0	0.00%	0	0.00%	89	89.00%	89	89.00%
	Over Votes:	0	0.00%	0	0.00%	0	0.00%	0	0.00%
	Under Votes:	0	0.00%	0	0.00%	11	11.00%	11	11.00%

Total Number of Voters : 2,956 of 0 = 0.00%

Precincts Reporting 27 of 27 = 100.00%

Party	Candidate	Absentee		Early		Election		Total	
Precinct C101 (Ballots Cast: 206)									
UNITED STATES SENATOR, Vote For 1									
	Rand PAUL	0	0.00%	0	0.00%	41	87.23%	41	87.23%
	Stephen Howard SLAUGHTER	0	0.00%	0	0.00%	4	8.51%	4	8.51%
	James R. GOULD	0	0.00%	0	0.00%	2	4.26%	2	4.26%
	Cast Votes:	0	0.00%	0	0.00%	47	97.92%	47	97.92%
	Over Votes:	0	0.00%	0	0.00%	0	0.00%	0	0.00%
	Under Votes:	0	0.00%	0	0.00%	1	2.08%	1	2.08%
UNITED STATES REPRESENTATIVE in CONGRESS 5th Congressional District, Vote For 1									
	Harold "Hal" ROGERS	0	0.00%	0	0.00%	43	93.48%	43	93.48%
	John BURK JR.	0	0.00%	0	0.00%	3	6.52%	3	6.52%
	Cast Votes:	0	0.00%	0	0.00%	46	95.83%	46	95.83%
	Over Votes:	0	0.00%	0	0.00%	0	0.00%	0	0.00%
	Under Votes:	0	0.00%	0	0.00%	2	4.17%	2	4.17%
PRESIDENT of the UNITED STATES, Vote For 1									
	Martin J. O'MALLEY	0	0.00%	0	0.00%	1	0.63%	1	0.63%
	Bernard "Bernie" SANDERS	0	0.00%	0	0.00%	73	46.20%	73	46.20%
	Hillary CLINTON	0	0.00%	0	0.00%	72	45.57%	72	45.57%
	Roque Rocky DE LA FUENTE	0	0.00%	0	0.00%	3	1.90%	3	1.90%
	"UNCOMMITTED"	0	0.00%	0	0.00%	9	5.70%	9	5.70%
	Cast Votes:	0	0.00%	0	0.00%	158	100.00%	158	100.00%
	Over Votes:	0	0.00%	0	0.00%	0	0.00%	0	0.00%
	Under Votes:	0	0.00%	0	0.00%	0	0.00%	0	0.00%
UNITED STATES SENATOR, Vote For 1									
	Tom RECKTENWALD	0	0.00%	0	0.00%	8	5.71%	8	5.71%
	Grant T. SHORT	0	0.00%	0	0.00%	14	10.00%	14	10.00%
	Sellus WILDER	0	0.00%	0	0.00%	18	12.86%	18	12.86%
	Jim GRAY	0	0.00%	0	0.00%	67	47.86%	67	47.86%
	Rory HOULIHAN	0	0.00%	0	0.00%	8	5.71%	8	5.71%
	Jeff KENDER	0	0.00%	0	0.00%	11	7.86%	11	7.86%
	Ron LEACH	0	0.00%	0	0.00%	14	10.00%	14	10.00%
	Cast Votes:	0	0.00%	0	0.00%	140	88.61%	140	88.61%
	Over Votes:	0	0.00%	0	0.00%	0	0.00%	0	0.00%
	Under Votes:	0	0.00%	0	0.00%	18	11.39%	18	11.39%

Total Number of Voters : 2,956 of 0 = 0.00%

Precincts Reporting 27 of 27 = 100.00%

Party	Candidate	Absentee		Early		Election		Total	
Precinct C102 (Ballots Cast: 42)									
UNITED STATES SENATOR, Vote For 1									
	Rand PAUL	0	0.00%	0	0.00%	14	82.35%	14	82.35%
	Stephen Howard SLAUGHTER	0	0.00%	0	0.00%	1	5.88%	1	5.88%
	James R. GOULD	0	0.00%	0	0.00%	2	11.76%	2	11.76%
	Cast Votes:	0	0.00%	0	0.00%	17	100.00%	17	100.00%
	Over Votes:	0	0.00%	0	0.00%	0	0.00%	0	0.00%
	Under Votes:	0	0.00%	0	0.00%	0	0.00%	0	0.00%
UNITED STATES REPRESENTATIVE in CONGRESS 5th Congressional District, Vote For 1									
	Harold "Hal" ROGERS	0	0.00%	0	0.00%	14	87.50%	14	87.50%
	John BURK JR.	0	0.00%	0	0.00%	2	12.50%	2	12.50%
	Cast Votes:	0	0.00%	0	0.00%	16	94.12%	16	94.12%
	Over Votes:	0	0.00%	0	0.00%	0	0.00%	0	0.00%
	Under Votes:	0	0.00%	0	0.00%	1	5.88%	1	5.88%
PRESIDENT of the UNITED STATES, Vote For 1									
	Martin J. O'MALLEY	0	0.00%	0	0.00%	1	4.17%	1	4.17%
	Bernard "Bernie" SANDERS	0	0.00%	0	0.00%	8	33.33%	8	33.33%
	Hillary CLINTON	0	0.00%	0	0.00%	14	58.33%	14	58.33%
	Roque Rocky DE LA FUENTE	0	0.00%	0	0.00%	0	0.00%	0	0.00%
	"UNCOMMITTED"	0	0.00%	0	0.00%	1	4.17%	1	4.17%
	Cast Votes:	0	0.00%	0	0.00%	24	96.00%	24	96.00%
	Over Votes:	0	0.00%	0	0.00%	0	0.00%	0	0.00%
	Under Votes:	0	0.00%	0	0.00%	1	4.00%	1	4.00%
UNITED STATES SENATOR, Vote For 1									
	Tom RECKTENWALD	0	0.00%	0	0.00%	0	0.00%	0	0.00%
	Grant T. SHORT	0	0.00%	0	0.00%	7	30.43%	7	30.43%
	Sellus WILDER	0	0.00%	0	0.00%	2	8.70%	2	8.70%
	Jim GRAY	0	0.00%	0	0.00%	11	47.83%	11	47.83%
	Rory HOULIHAN	0	0.00%	0	0.00%	2	8.70%	2	8.70%
	Jeff KENDER	0	0.00%	0	0.00%	0	0.00%	0	0.00%
	Ron LEACH	0	0.00%	0	0.00%	1	4.35%	1	4.35%
	Cast Votes:	0	0.00%	0	0.00%	23	92.00%	23	92.00%
	Over Votes:	0	0.00%	0	0.00%	0	0.00%	0	0.00%
	Under Votes:	0	0.00%	0	0.00%	2	8.00%	2	8.00%

Precinct Report — Unofficial

PRESIDENTIAL PREFERENCE AND REGULAR PRIMARY — OFFICIAL BALLOT FOR CARTER COUNTY — May 17, 2016

05/17/2016 07:24 PM

Total Number of Voters : 2,956 of 0 = 0.00%

Precincts Reporting 27 of 27 = 100.00%

Party	Candidate	Absentee		Early		Election		Total	
Precinct C103 (Ballots Cast: 134)									
UNITED STATES SENATOR, Vote For 1									
	Rand PAUL	0	0.00%	0	0.00%	34	87.18%	34	87.18%
	Stephen Howard SLAUGHTER	0	0.00%	0	0.00%	5	12.82%	5	12.82%
	James R. GOULD	0	0.00%	0	0.00%	0	0.00%	0	0.00%
	Cast Votes:	0	0.00%	0	0.00%	39	100.00%	39	100.00%
	Over Votes:	0	0.00%	0	0.00%	0	0.00%	0	0.00%
	Under Votes:	0	0.00%	0	0.00%	0	0.00%	0	0.00%
UNITED STATES REPRESENTATIVE in CONGRESS 5th Congressional District, Vote For 1									
	Harold "Hal" ROGERS	0	0.00%	0	0.00%	28	75.68%	28	75.68%
	John BURK JR.	0	0.00%	0	0.00%	9	24.32%	9	24.32%
	Cast Votes:	0	0.00%	0	0.00%	37	94.87%	37	94.87%
	Over Votes:	0	0.00%	0	0.00%	0	0.00%	0	0.00%
	Under Votes:	0	0.00%	0	0.00%	2	5.13%	2	5.13%
PRESIDENT of the UNITED STATES, Vote For 1									
	Martin J. O'MALLEY	0	0.00%	0	0.00%	2	2.13%	2	2.13%
	Bernard "Bernie" SANDERS	0	0.00%	0	0.00%	52	55.32%	52	55.32%
	Hillary CLINTON	0	0.00%	0	0.00%	31	32.98%	31	32.98%
	Roque Rocky DE LA FUENTE	0	0.00%	0	0.00%	0	0.00%	0	0.00%
	"UNCOMMITTED"	0	0.00%	0	0.00%	9	9.57%	9	9.57%
	Cast Votes:	0	0.00%	0	0.00%	94	98.95%	94	98.95%
	Over Votes:	0	0.00%	0	0.00%	0	0.00%	0	0.00%
	Under Votes:	0	0.00%	0	0.00%	1	1.05%	1	1.05%
UNITED STATES SENATOR, Vote For 1									
	Tom RECKTENWALD	0	0.00%	0	0.00%	5	6.33%	5	6.33%
	Grant T. SHORT	0	0.00%	0	0.00%	20	25.32%	20	25.32%
	Sellus WILDER	0	0.00%	0	0.00%	12	15.19%	12	15.19%
	Jim GRAY	0	0.00%	0	0.00%	24	30.38%	24	30.38%
	Rory HOULIHAN	0	0.00%	0	0.00%	2	2.53%	2	2.53%
	Jeff KENDER	0	0.00%	0	0.00%	2	2.53%	2	2.53%
	Ron LEACH	0	0.00%	0	0.00%	14	17.72%	14	17.72%
	Cast Votes:	0	0.00%	0	0.00%	79	83.16%	79	83.16%
	Over Votes:	0	0.00%	0	0.00%	0	0.00%	0	0.00%
	Under Votes:	0	0.00%	0	0.00%	16	16.84%	16	16.84%

Total Number of Voters : 2,956 of 0 = 0.00%

Precincts Reporting 27 of 27 = 100.00%

Party	Candidate	Absentee		Early		Election		Total	
Precinct C104 (Ballots Cast: 161)									
UNITED STATES SENATOR, Vote For 1									
	Rand PAUL	0	0.00%	0	0.00%	52	89.66%	52	89.66%
	Stephen Howard SLAUGHTER	0	0.00%	0	0.00%	3	5.17%	3	5.17%
	James R. GOULD	0	0.00%	0	0.00%	3	5.17%	3	5.17%
	Cast Votes:	0	0.00%	0	0.00%	58	100.00%	58	100.00%
	Over Votes:	0	0.00%	0	0.00%	0	0.00%	0	0.00%
	Under Votes:	0	0.00%	0	0.00%	0	0.00%	0	0.00%
UNITED STATES REPRESENTATIVE in CONGRESS 5th Congressional District, Vote For 1									
	Harold "Hal" ROGERS	0	0.00%	0	0.00%	45	78.95%	45	78.95%
	John BURK JR.	0	0.00%	0	0.00%	12	21.05%	12	21.05%
	Cast Votes:	0	0.00%	0	0.00%	57	98.28%	57	98.28%
	Over Votes:	0	0.00%	0	0.00%	0	0.00%	0	0.00%
	Under Votes:	0	0.00%	0	0.00%	1	1.72%	1	1.72%
PRESIDENT of the UNITED STATES, Vote For 1									
	Martin J. O'MALLEY	0	0.00%	0	0.00%	3	2.97%	3	2.97%
	Bernard "Bernie" SANDERS	0	0.00%	0	0.00%	50	49.50%	50	49.50%
	Hillary CLINTON	0	0.00%	0	0.00%	43	42.57%	43	42.57%
	Roque Rocky DE LA FUENTE	0	0.00%	0	0.00%	2	1.98%	2	1.98%
	"UNCOMMITTED"	0	0.00%	0	0.00%	3	2.97%	3	2.97%
	Cast Votes:	0	0.00%	0	0.00%	101	98.06%	101	98.06%
	Over Votes:	0	0.00%	0	0.00%	0	0.00%	0	0.00%
	Under Votes:	0	0.00%	0	0.00%	2	1.94%	2	1.94%
UNITED STATES SENATOR, Vote For 1									
	Tom RECKTENWALD	0	0.00%	0	0.00%	4	4.17%	4	4.17%
	Grant T. SHORT	0	0.00%	0	0.00%	12	12.50%	12	12.50%
	Sellus WILDER	0	0.00%	0	0.00%	18	18.75%	18	18.75%
	Jim GRAY	0	0.00%	0	0.00%	29	30.21%	29	30.21%
	Rory HOULIHAN	0	0.00%	0	0.00%	5	5.21%	5	5.21%
	Jeff KENDER	0	0.00%	0	0.00%	14	14.58%	14	14.58%
	Ron LEACH	0	0.00%	0	0.00%	14	14.58%	14	14.58%
	Cast Votes:	0	0.00%	0	0.00%	96	93.20%	96	93.20%
	Over Votes:	0	0.00%	0	0.00%	0	0.00%	0	0.00%
	Under Votes:	0	0.00%	0	0.00%	7	6.80%	7	6.80%

Precinct Report — Unofficial

PRESIDENTIAL PREFERENCE AND REGULAR PRIMARY — OFFICIAL BALLOT FOR CARTER COUNTY — May 17, 2016

05/17/2016 07:24 PM

Total Number of Voters : 2,956 of 0 = 0.00%

Precincts Reporting 27 of 27 = 100.00%

Party	Candidate	Absentee		Early		Election		Total	
Precinct D101 (Ballots Cast: 63)									
UNITED STATES SENATOR, Vote For 1									
	Rand PAUL	0	0.00%	0	0.00%	10	100.00%	10	100.00%
	Stephen Howard SLAUGHTER	0	0.00%	0	0.00%	0	0.00%	0	0.00%
	James R. GOULD	0	0.00%	0	0.00%	0	0.00%	0	0.00%
	Cast Votes:	0	0.00%	0	0.00%	10	100.00%	10	100.00%
	Over Votes:	0	0.00%	0	0.00%	0	0.00%	0	0.00%
	Under Votes:	0	0.00%	0	0.00%	0	0.00%	0	0.00%
UNITED STATES REPRESENTATIVE in CONGRESS 5th Congressional District, Vote For 1									
	Harold "Hal" ROGERS	0	0.00%	0	0.00%	8	80.00%	8	80.00%
	John BURK JR.	0	0.00%	0	0.00%	2	20.00%	2	20.00%
	Cast Votes:	0	0.00%	0	0.00%	10	100.00%	10	100.00%
	Over Votes:	0	0.00%	0	0.00%	0	0.00%	0	0.00%
	Under Votes:	0	0.00%	0	0.00%	0	0.00%	0	0.00%
PRESIDENT of the UNITED STATES, Vote For 1									
	Martin J. O'MALLEY	0	0.00%	0	0.00%	2	3.77%	2	3.77%
	Bernard "Bernie" SANDERS	0	0.00%	0	0.00%	24	45.28%	24	45.28%
	Hillary CLINTON	0	0.00%	0	0.00%	25	47.17%	25	47.17%
	Roque Rocky DE LA FUENTE	0	0.00%	0	0.00%	0	0.00%	0	0.00%
	"UNCOMMITTED"	0	0.00%	0	0.00%	2	3.77%	2	3.77%
	Cast Votes:	0	0.00%	0	0.00%	53	100.00%	53	100.00%
	Over Votes:	0	0.00%	0	0.00%	0	0.00%	0	0.00%
	Under Votes:	0	0.00%	0	0.00%	0	0.00%	0	0.00%
UNITED STATES SENATOR, Vote For 1									
	Tom RECKTENWALD	0	0.00%	0	0.00%	5	10.42%	5	10.42%
	Grant T. SHORT	0	0.00%	0	0.00%	3	6.25%	3	6.25%
	Sellus WILDER	0	0.00%	0	0.00%	7	14.58%	7	14.58%
	Jim GRAY	0	0.00%	0	0.00%	22	45.83%	22	45.83%
	Rory HOULIHAN	0	0.00%	0	0.00%	1	2.08%	1	2.08%
	Jeff KENDER	0	0.00%	0	0.00%	6	12.50%	6	12.50%
	Ron LEACH	0	0.00%	0	0.00%	4	8.33%	4	8.33%
	Cast Votes:	0	0.00%	0	0.00%	48	90.57%	48	90.57%
	Over Votes:	0	0.00%	0	0.00%	0	0.00%	0	0.00%
	Under Votes:	0	0.00%	0	0.00%	5	9.43%	5	9.43%

Precinct Report — Unofficial

PRESIDENTIAL PREFERENCE AND REGULAR PRIMARY — OFFICIAL BALLOT FOR CARTER COUNTY — May 17, 2016

05/17/2016 07:24 PM

Total Number of Voters : 2,956 of 0 = 0.00%

Precincts Reporting 27 of 27 = 100.00%

Party	Candidate	Absentee		Early		Election		Total	
Precinct D102 (Ballots Cast: 45)									
UNITED STATES SENATOR, Vote For 1									
	Rand PAUL	0	0.00%	0	0.00%	10	90.91%	10	90.91%
	Stephen Howard SLAUGHTER	0	0.00%	0	0.00%	0	0.00%	0	0.00%
	James R. GOULD	0	0.00%	0	0.00%	1	9.09%	1	9.09%
	Cast Votes:	0	0.00%	0	0.00%	11	100.00%	11	100.00%
	Over Votes:	0	0.00%	0	0.00%	0	0.00%	0	0.00%
	Under Votes:	0	0.00%	0	0.00%	0	0.00%	0	0.00%
UNITED STATES REPRESENTATIVE in CONGRESS 5th Congressional District, Vote For 1									
	Harold "Hal" ROGERS	0	0.00%	0	0.00%	9	90.00%	9	90.00%
	John BURK JR.	0	0.00%	0	0.00%	1	10.00%	1	10.00%
	Cast Votes:	0	0.00%	0	0.00%	10	90.91%	10	90.91%
	Over Votes:	0	0.00%	0	0.00%	0	0.00%	0	0.00%
	Under Votes:	0	0.00%	0	0.00%	1	9.09%	1	9.09%
PRESIDENT of the UNITED STATES, Vote For 1									
	Martin J. O'MALLEY	0	0.00%	0	0.00%	0	0.00%	0	0.00%
	Bernard "Bernie" SANDERS	0	0.00%	0	0.00%	13	39.39%	13	39.39%
	Hillary CLINTON	0	0.00%	0	0.00%	19	57.58%	19	57.58%
	Roque Rocky DE LA FUENTE	0	0.00%	0	0.00%	0	0.00%	0	0.00%
	"UNCOMMITTED"	0	0.00%	0	0.00%	1	3.03%	1	3.03%
	Cast Votes:	0	0.00%	0	0.00%	33	97.06%	33	97.06%
	Over Votes:	0	0.00%	0	0.00%	0	0.00%	0	0.00%
	Under Votes:	0	0.00%	0	0.00%	1	2.94%	1	2.94%
UNITED STATES SENATOR, Vote For 1									
	Tom RECKTENWALD	0	0.00%	0	0.00%	1	3.23%	1	3.23%
	Grant T. SHORT	0	0.00%	0	0.00%	4	12.90%	4	12.90%
	Sellus WILDER	0	0.00%	0	0.00%	4	12.90%	4	12.90%
	Jim GRAY	0	0.00%	0	0.00%	19	61.29%	19	61.29%
	Rory HOULIHAN	0	0.00%	0	0.00%	1	3.23%	1	3.23%
	Jeff KENDER	0	0.00%	0	0.00%	1	3.23%	1	3.23%
	Ron LEACH	0	0.00%	0	0.00%	1	3.23%	1	3.23%
	Cast Votes:	0	0.00%	0	0.00%	31	91.18%	31	91.18%
	Over Votes:	0	0.00%	0	0.00%	0	0.00%	0	0.00%
	Under Votes:	0	0.00%	0	0.00%	3	8.82%	3	8.82%

Total Number of Voters : 2,956 of 0 = 0.00%

Precincts Reporting 27 of 27 = 100.00%

Party	Candidate	Absentee		Early		Election		Total	
Precinct D103 (Ballots Cast: 84)									
UNITED STATES SENATOR, Vote For 1									
	Rand PAUL	0	0.00%	0	0.00%	17	77.27%	17	77.27%
	Stephen Howard SLAUGHTER	0	0.00%	0	0.00%	2	9.09%	2	9.09%
	James R. GOULD	0	0.00%	0	0.00%	3	13.64%	3	13.64%
	Cast Votes:	0	0.00%	0	0.00%	22	100.00%	22	100.00%
	Over Votes:	0	0.00%	0	0.00%	0	0.00%	0	0.00%
	Under Votes:	0	0.00%	0	0.00%	0	0.00%	0	0.00%
UNITED STATES REPRESENTATIVE in CONGRESS 5th Congressional District, Vote For 1									
	Harold "Hal" ROGERS	0	0.00%	0	0.00%	17	80.95%	17	80.95%
	John BURK JR.	0	0.00%	0	0.00%	4	19.05%	4	19.05%
	Cast Votes:	0	0.00%	0	0.00%	21	95.45%	21	95.45%
	Over Votes:	0	0.00%	0	0.00%	0	0.00%	0	0.00%
	Under Votes:	0	0.00%	0	0.00%	1	4.55%	1	4.55%
PRESIDENT of the UNITED STATES, Vote For 1									
	Martin J. O'MALLEY	0	0.00%	0	0.00%	0	0.00%	0	0.00%
	Bernard "Bernie" SANDERS	0	0.00%	0	0.00%	24	38.71%	24	38.71%
	Hillary CLINTON	0	0.00%	0	0.00%	36	58.06%	36	58.06%
	Roque Rocky DE LA FUENTE	0	0.00%	0	0.00%	0	0.00%	0	0.00%
	"UNCOMMITTED"	0	0.00%	0	0.00%	2	3.23%	2	3.23%
	Cast Votes:	0	0.00%	0	0.00%	62	100.00%	62	100.00%
	Over Votes:	0	0.00%	0	0.00%	0	0.00%	0	0.00%
	Under Votes:	0	0.00%	0	0.00%	0	0.00%	0	0.00%
UNITED STATES SENATOR, Vote For 1									
	Tom RECKTENWALD	0	0.00%	0	0.00%	4	7.14%	4	7.14%
	Grant T. SHORT	0	0.00%	0	0.00%	3	5.36%	3	5.36%
	Sellus WILDER	0	0.00%	0	0.00%	9	16.07%	9	16.07%
	Jim GRAY	0	0.00%	0	0.00%	27	48.21%	27	48.21%
	Rory HOULIHAN	0	0.00%	0	0.00%	1	1.79%	1	1.79%
	Jeff KENDER	0	0.00%	0	0.00%	6	10.71%	6	10.71%
	Ron LEACH	0	0.00%	0	0.00%	6	10.71%	6	10.71%
	Cast Votes:	0	0.00%	0	0.00%	56	90.32%	56	90.32%
	Over Votes:	0	0.00%	0	0.00%	0	0.00%	0	0.00%
	Under Votes:	0	0.00%	0	0.00%	6	9.68%	6	9.68%

Party	Candidate	Absentee		Early		Election		Total	
Precinct D104 (Ballots Cast: 83)									
UNITED STATES SENATOR, Vote For 1									
	Rand PAUL	0	0.00%	0	0.00%	9	75.00%	9	75.00%
	Stephen Howard SLAUGHTER	0	0.00%	0	0.00%	3	25.00%	3	25.00%
	James R. GOULD	0	0.00%	0	0.00%	0	0.00%	0	0.00%
	Cast Votes:	0	0.00%	0	0.00%	12	100.00%	12	100.00%
	Over Votes:	0	0.00%	0	0.00%	0	0.00%	0	0.00%
	Under Votes:	0	0.00%	0	0.00%	0	0.00%	0	0.00%
UNITED STATES REPRESENTATIVE in CONGRESS 5th Congressional District, Vote For 1									
	Harold "Hal" ROGERS	0	0.00%	0	0.00%	9	75.00%	9	75.00%
	John BURK JR.	0	0.00%	0	0.00%	3	25.00%	3	25.00%
	Cast Votes:	0	0.00%	0	0.00%	12	100.00%	12	100.00%
	Over Votes:	0	0.00%	0	0.00%	0	0.00%	0	0.00%
	Under Votes:	0	0.00%	0	0.00%	0	0.00%	0	0.00%
PRESIDENT of the UNITED STATES, Vote For 1									
	Martin J. O'MALLEY	0	0.00%	0	0.00%	3	4.29%	3	4.29%
	Bernard "Bernie" SANDERS	0	0.00%	0	0.00%	44	62.86%	44	62.86%
	Hillary CLINTON	0	0.00%	0	0.00%	21	30.00%	21	30.00%
	Roque Rocky DE LA FUENTE	0	0.00%	0	0.00%	0	0.00%	0	0.00%
	"UNCOMMITTED"	0	0.00%	0	0.00%	2	2.86%	2	2.86%
	Cast Votes:	0	0.00%	0	0.00%	70	98.59%	70	98.59%
	Over Votes:	0	0.00%	0	0.00%	0	0.00%	0	0.00%
	Under Votes:	0	0.00%	0	0.00%	1	1.41%	1	1.41%
UNITED STATES SENATOR, Vote For 1									
	Tom RECKTENWALD	0	0.00%	0	0.00%	7	11.86%	7	11.86%
	Grant T. SHORT	0	0.00%	0	0.00%	5	8.47%	5	8.47%
	Sellus WILDER	0	0.00%	0	0.00%	10	16.95%	10	16.95%
	Jim GRAY	0	0.00%	0	0.00%	25	42.37%	25	42.37%
	Rory HOULIHAN	0	0.00%	0	0.00%	2	3.39%	2	3.39%
	Jeff KENDER	0	0.00%	0	0.00%	1	1.69%	1	1.69%
	Ron LEACH	0	0.00%	0	0.00%	9	15.25%	9	15.25%
	Cast Votes:	0	0.00%	0	0.00%	59	83.10%	59	83.10%
	Over Votes:	0	0.00%	0	0.00%	0	0.00%	0	0.00%
	Under Votes:	0	0.00%	0	0.00%	12	16.90%	12	16.90%

Total Number of Voters : 2,956 of 0 = 0.00%

Precincts Reporting 27 of 27 = 100.00%

Party	Candidate	Absentee		Early		Election		Total	
Precinct D105 (Ballots Cast: 51)									
UNITED STATES SENATOR, Vote For 1									
	Rand PAUL	0	0.00%	0	0.00%	5	83.33%	5	83.33%
	Stephen Howard SLAUGHTER	0	0.00%	0	0.00%	1	16.67%	1	16.67%
	James R. GOULD	0	0.00%	0	0.00%	0	0.00%	0	0.00%
	Cast Votes:	0	0.00%	0	0.00%	6	100.00%	6	100.00%
	Over Votes:	0	0.00%	0	0.00%	0	0.00%	0	0.00%
	Under Votes:	0	0.00%	0	0.00%	0	0.00%	0	0.00%
UNITED STATES REPRESENTATIVE in CONGRESS 5th Congressional District, Vote For 1									
	Harold "Hal" ROGERS	0	0.00%	0	0.00%	6	100.00%	6	100.00%
	John BURK JR.	0	0.00%	0	0.00%	0	0.00%	0	0.00%
	Cast Votes:	0	0.00%	0	0.00%	6	100.00%	6	100.00%
	Over Votes:	0	0.00%	0	0.00%	0	0.00%	0	0.00%
	Under Votes:	0	0.00%	0	0.00%	0	0.00%	0	0.00%
PRESIDENT of the UNITED STATES, Vote For 1									
	Martin J. O'MALLEY	0	0.00%	0	0.00%	1	2.22%	1	2.22%
	Bernard "Bernie" SANDERS	0	0.00%	0	0.00%	25	55.56%	25	55.56%
	Hillary CLINTON	0	0.00%	0	0.00%	16	35.56%	16	35.56%
	Roque Rocky DE LA FUENTE	0	0.00%	0	0.00%	0	0.00%	0	0.00%
	"UNCOMMITTED"	0	0.00%	0	0.00%	3	6.67%	3	6.67%
	Cast Votes:	0	0.00%	0	0.00%	45	100.00%	45	100.00%
	Over Votes:	0	0.00%	0	0.00%	0	0.00%	0	0.00%
	Under Votes:	0	0.00%	0	0.00%	0	0.00%	0	0.00%
UNITED STATES SENATOR, Vote For 1									
	Tom RECKTENWALD	0	0.00%	0	0.00%	3	9.38%	3	9.38%
	Grant T. SHORT	0	0.00%	0	0.00%	4	12.50%	4	12.50%
	Sellus WILDER	0	0.00%	0	0.00%	1	3.13%	1	3.13%
	Jim GRAY	0	0.00%	0	0.00%	11	34.38%	11	34.38%
	Rory HOULIHAN	0	0.00%	0	0.00%	2	6.25%	2	6.25%
	Jeff KENDER	0	0.00%	0	0.00%	5	15.63%	5	15.63%
	Ron LEACH	0	0.00%	0	0.00%	6	18.75%	6	18.75%
	Cast Votes:	0	0.00%	0	0.00%	32	71.11%	32	71.11%
	Over Votes:	0	0.00%	0	0.00%	0	0.00%	0	0.00%
	Under Votes:	0	0.00%	0	0.00%	13	28.89%	13	28.89%

Party	Candidate	Absentee		Early		Election		Total	
Precinct D106 (Ballots Cast: 130)									
UNITED STATES SENATOR, Vote For 1									
	Rand PAUL	0	0.00%	0	0.00%	27	81.82%	27	81.82%
	Stephen Howard SLAUGHTER	0	0.00%	0	0.00%	3	9.09%	3	9.09%
	James R. GOULD	0	0.00%	0	0.00%	3	9.09%	3	9.09%
	Cast Votes:	0	0.00%	0	0.00%	33	100.00%	33	100.00%
	Over Votes:	0	0.00%	0	0.00%	0	0.00%	0	0.00%
	Under Votes:	0	0.00%	0	0.00%	0	0.00%	0	0.00%
UNITED STATES REPRESENTATIVE in CONGRESS 5th Congressional District, Vote For 1									
	Harold "Hal" ROGERS	0	0.00%	0	0.00%	29	87.88%	29	87.88%
	John BURK JR.	0	0.00%	0	0.00%	4	12.12%	4	12.12%
	Cast Votes:	0	0.00%	0	0.00%	33	100.00%	33	100.00%
	Over Votes:	0	0.00%	0	0.00%	0	0.00%	0	0.00%
	Under Votes:	0	0.00%	0	0.00%	0	0.00%	0	0.00%
PRESIDENT of the UNITED STATES, Vote For 1									
	Martin J. O'MALLEY	0	0.00%	0	0.00%	1	1.05%	1	1.05%
	Bernard "Bernie" SANDERS	0	0.00%	0	0.00%	49	51.58%	49	51.58%
	Hillary CLINTON	0	0.00%	0	0.00%	37	38.95%	37	38.95%
	Roque Rocky DE LA FUENTE	0	0.00%	0	0.00%	0	0.00%	0	0.00%
	"UNCOMMITTED"	0	0.00%	0	0.00%	8	8.42%	8	8.42%
	Cast Votes:	0	0.00%	0	0.00%	95	97.94%	95	97.94%
	Over Votes:	0	0.00%	0	0.00%	0	0.00%	0	0.00%
	Under Votes:	0	0.00%	0	0.00%	2	2.06%	2	2.06%
UNITED STATES SENATOR, Vote For 1									
	Tom RECKTENWALD	0	0.00%	0	0.00%	4	4.82%	4	4.82%
	Grant T. SHORT	0	0.00%	0	0.00%	12	14.46%	12	14.46%
	Sellus WILDER	0	0.00%	0	0.00%	18	21.69%	18	21.69%
	Jim GRAY	0	0.00%	0	0.00%	35	42.17%	35	42.17%
	Rory HOULIHAN	0	0.00%	0	0.00%	4	4.82%	4	4.82%
	Jeff KENDER	0	0.00%	0	0.00%	4	4.82%	4	4.82%
	Ron LEACH	0	0.00%	0	0.00%	6	7.23%	6	7.23%
	Cast Votes:	0	0.00%	0	0.00%	83	85.57%	83	85.57%
	Over Votes:	0	0.00%	0	0.00%	0	0.00%	0	0.00%
	Under Votes:	0	0.00%	0	0.00%	14	14.43%	14	14.43%

Total Number of Voters : 2,956 of 0 = 0.00%

Precincts Reporting 27 of 27 = 100.00%

Party	Candidate	Absentee		Early		Election		Total	
Precinct D107 (Ballots Cast: 102)									
UNITED STATES SENATOR, Vote For 1									
	Rand PAUL	0	0.00%	0	0.00%	12	70.59%	12	70.59%
	Stephen Howard SLAUGHTER	0	0.00%	0	0.00%	4	23.53%	4	23.53%
	James R. GOULD	0	0.00%	0	0.00%	1	5.88%	1	5.88%
	Cast Votes:	0	0.00%	0	0.00%	17	94.44%	17	94.44%
	Over Votes:	0	0.00%	0	0.00%	0	0.00%	0	0.00%
	Under Votes:	0	0.00%	0	0.00%	1	5.56%	1	5.56%
UNITED STATES REPRESENTATIVE in CONGRESS 5th Congressional District, Vote For 1									
	Harold "Hal" ROGERS	0	0.00%	0	0.00%	14	82.35%	14	82.35%
	John BURK JR.	0	0.00%	0	0.00%	3	17.65%	3	17.65%
	Cast Votes:	0	0.00%	0	0.00%	17	94.44%	17	94.44%
	Over Votes:	0	0.00%	0	0.00%	0	0.00%	0	0.00%
	Under Votes:	0	0.00%	0	0.00%	1	5.56%	1	5.56%
PRESIDENT of the UNITED STATES, Vote For 1									
	Martin J. O'MALLEY	0	0.00%	0	0.00%	1	1.20%	1	1.20%
	Bernard "Bernie" SANDERS	0	0.00%	0	0.00%	39	46.99%	39	46.99%
	Hillary CLINTON	0	0.00%	0	0.00%	34	40.96%	34	40.96%
	Roque Rocky DE LA FUENTE	0	0.00%	0	0.00%	0	0.00%	0	0.00%
	"UNCOMMITTED"	0	0.00%	0	0.00%	9	10.84%	9	10.84%
	Cast Votes:	0	0.00%	0	0.00%	83	98.81%	83	98.81%
	Over Votes:	0	0.00%	0	0.00%	0	0.00%	0	0.00%
	Under Votes:	0	0.00%	0	0.00%	1	1.19%	1	1.19%
UNITED STATES SENATOR, Vote For 1									
	Tom RECKTENWALD	0	0.00%	0	0.00%	3	4.29%	3	4.29%
	Grant T. SHORT	0	0.00%	0	0.00%	6	8.57%	6	8.57%
	Sellus WILDER	0	0.00%	0	0.00%	9	12.86%	9	12.86%
	Jim GRAY	0	0.00%	0	0.00%	33	47.14%	33	47.14%
	Rory HOULIHAN	0	0.00%	0	0.00%	0	0.00%	0	0.00%
	Jeff KENDER	0	0.00%	0	0.00%	11	15.71%	11	15.71%
	Ron LEACH	0	0.00%	0	0.00%	8	11.43%	8	11.43%
	Cast Votes:	0	0.00%	0	0.00%	70	83.33%	70	83.33%
	Over Votes:	0	0.00%	0	0.00%	0	0.00%	0	0.00%
	Under Votes:	0	0.00%	0	0.00%	14	16.67%	14	16.67%

Precinct Report — Unofficial

PRESIDENTIAL PREFERENCE AND REGULAR PRIMARY — OFFICIAL BALLOT FOR CARTER COUNTY — May 17, 2016

05/17/2016 07:24 PM

Total Number of Voters : 2,956 of 0 = 0.00%

Precincts Reporting 27 of 27 = 100.00%

Party	Candidate	Absentee		Early		Election		Total	
Precinct E101 (Ballots Cast: 68)									
UNITED STATES SENATOR, Vote For 1									
	Rand PAUL	0	0.00%	0	0.00%	19	95.00%	19	95.00%
	Stephen Howard SLAUGHTER	0	0.00%	0	0.00%	0	0.00%	0	0.00%
	James R. GOULD	0	0.00%	0	0.00%	1	5.00%	1	5.00%
	Cast Votes:	0	0.00%	0	0.00%	20	100.00%	20	100.00%
	Over Votes:	0	0.00%	0	0.00%	0	0.00%	0	0.00%
	Under Votes:	0	0.00%	0	0.00%	0	0.00%	0	0.00%
UNITED STATES REPRESENTATIVE in CONGRESS 5th Congressional District, Vote For 1									
	Harold "Hal" ROGERS	0	0.00%	0	0.00%	14	73.68%	14	73.68%
	John BURK JR.	0	0.00%	0	0.00%	5	26.32%	5	26.32%
	Cast Votes:	0	0.00%	0	0.00%	19	95.00%	19	95.00%
	Over Votes:	0	0.00%	0	0.00%	0	0.00%	0	0.00%
	Under Votes:	0	0.00%	0	0.00%	1	5.00%	1	5.00%
PRESIDENT of the UNITED STATES, Vote For 1									
	Martin J. O'MALLEY	0	0.00%	0	0.00%	0	0.00%	0	0.00%
	Bernard "Bernie" SANDERS	0	0.00%	0	0.00%	34	72.34%	34	72.34%
	Hillary CLINTON	0	0.00%	0	0.00%	10	21.28%	10	21.28%
	Roque Rocky DE LA FUENTE	0	0.00%	0	0.00%	0	0.00%	0	0.00%
	"UNCOMMITTED"	0	0.00%	0	0.00%	3	6.38%	3	6.38%
	Cast Votes:	0	0.00%	0	0.00%	47	97.92%	47	97.92%
	Over Votes:	0	0.00%	0	0.00%	0	0.00%	0	0.00%
	Under Votes:	0	0.00%	0	0.00%	1	2.08%	1	2.08%
UNITED STATES SENATOR, Vote For 1									
	Tom RECKTENWALD	0	0.00%	0	0.00%	2	4.35%	2	4.35%
	Grant T. SHORT	0	0.00%	0	0.00%	4	8.70%	4	8.70%
	Sellus WILDER	0	0.00%	0	0.00%	4	8.70%	4	8.70%
	Jim GRAY	0	0.00%	0	0.00%	26	56.52%	26	56.52%
	Rory HOULIHAN	0	0.00%	0	0.00%	0	0.00%	0	0.00%
	Jeff KENDER	0	0.00%	0	0.00%	4	8.70%	4	8.70%
	Ron LEACH	0	0.00%	0	0.00%	6	13.04%	6	13.04%
	Cast Votes:	0	0.00%	0	0.00%	46	95.83%	46	95.83%
	Over Votes:	0	0.00%	0	0.00%	0	0.00%	0	0.00%
	Under Votes:	0	0.00%	0	0.00%	2	4.17%	2	4.17%

Total Number of Voters : 2,956 of 0 = 0.00%

Precincts Reporting 27 of 27 = 100.00%

Party	Candidate	Absentee		Early		Election		Total	
Precinct E102 (Ballots Cast: 106)									
UNITED STATES SENATOR, Vote For 1									
	Rand PAUL	0	0.00%	0	0.00%	37	84.09%	37	84.09%
	Stephen Howard SLAUGHTER	0	0.00%	0	0.00%	1	2.27%	1	2.27%
	James R. GOULD	0	0.00%	0	0.00%	6	13.64%	6	13.64%
	Cast Votes:	0	0.00%	0	0.00%	44	89.80%	44	89.80%
	Over Votes:	0	0.00%	0	0.00%	0	0.00%	0	0.00%
	Under Votes:	0	0.00%	0	0.00%	5	10.20%	5	10.20%
UNITED STATES REPRESENTATIVE in CONGRESS 5th Congressional District, Vote For 1									
	Harold "Hal" ROGERS	0	0.00%	0	0.00%	35	81.40%	35	81.40%
	John BURK JR.	0	0.00%	0	0.00%	8	18.60%	8	18.60%
	Cast Votes:	0	0.00%	0	0.00%	43	87.76%	43	87.76%
	Over Votes:	0	0.00%	0	0.00%	0	0.00%	0	0.00%
	Under Votes:	0	0.00%	0	0.00%	6	12.24%	6	12.24%
PRESIDENT of the UNITED STATES, Vote For 1									
	Martin J. O'MALLEY	0	0.00%	0	0.00%	0	0.00%	0	0.00%
	Bernard "Bernie" SANDERS	0	0.00%	0	0.00%	29	50.88%	29	50.88%
	Hillary CLINTON	0	0.00%	0	0.00%	21	36.84%	21	36.84%
	Roque Rocky DE LA FUENTE	0	0.00%	0	0.00%	0	0.00%	0	0.00%
	"UNCOMMITTED"	0	0.00%	0	0.00%	7	12.28%	7	12.28%
	Cast Votes:	0	0.00%	0	0.00%	57	100.00%	57	100.00%
	Over Votes:	0	0.00%	0	0.00%	0	0.00%	0	0.00%
	Under Votes:	0	0.00%	0	0.00%	0	0.00%	0	0.00%
UNITED STATES SENATOR, Vote For 1									
	Tom RECKTENWALD	0	0.00%	0	0.00%	4	7.84%	4	7.84%
	Grant T. SHORT	0	0.00%	0	0.00%	2	3.92%	2	3.92%
	Sellus WILDER	0	0.00%	0	0.00%	10	19.61%	10	19.61%
	Jim GRAY	0	0.00%	0	0.00%	26	50.98%	26	50.98%
	Rory HOULIHAN	0	0.00%	0	0.00%	5	9.80%	5	9.80%
	Jeff KENDER	0	0.00%	0	0.00%	2	3.92%	2	3.92%
	Ron LEACH	0	0.00%	0	0.00%	2	3.92%	2	3.92%
	Cast Votes:	0	0.00%	0	0.00%	51	89.47%	51	89.47%
	Over Votes:	0	0.00%	0	0.00%	0	0.00%	0	0.00%
	Under Votes:	0	0.00%	0	0.00%	6	10.53%	6	10.53%

Party	Candidate	Absentee		Early		Election		Total	
Precinct E103 (Ballots Cast: 143)									
UNITED STATES SENATOR, Vote For 1									
	Rand PAUL	0	0.00%	0	0.00%	45	91.84%	45	91.84%
	Stephen Howard SLAUGHTER	0	0.00%	0	0.00%	3	6.12%	3	6.12%
	James R. GOULD	0	0.00%	0	0.00%	1	2.04%	1	2.04%
	Cast Votes:	0	0.00%	0	0.00%	49	98.00%	49	98.00%
	Over Votes:	0	0.00%	0	0.00%	0	0.00%	0	0.00%
	Under Votes:	0	0.00%	0	0.00%	1	2.00%	1	2.00%
UNITED STATES REPRESENTATIVE in CONGRESS 5th Congressional District, Vote For 1									
	Harold "Hal" ROGERS	0	0.00%	0	0.00%	45	91.84%	45	91.84%
	John BURK JR.	0	0.00%	0	0.00%	4	8.16%	4	8.16%
	Cast Votes:	0	0.00%	0	0.00%	49	98.00%	49	98.00%
	Over Votes:	0	0.00%	0	0.00%	0	0.00%	0	0.00%
	Under Votes:	0	0.00%	0	0.00%	1	2.00%	1	2.00%
PRESIDENT of the UNITED STATES, Vote For 1									
	Martin J. O'MALLEY	0	0.00%	0	0.00%	1	1.09%	1	1.09%
	Bernard "Bernie" SANDERS	0	0.00%	0	0.00%	45	48.91%	45	48.91%
	Hillary CLINTON	0	0.00%	0	0.00%	39	42.39%	39	42.39%
	Roque Rocky DE LA FUENTE	0	0.00%	0	0.00%	2	2.17%	2	2.17%
	"UNCOMMITTED"	0	0.00%	0	0.00%	5	5.43%	5	5.43%
	Cast Votes:	0	0.00%	0	0.00%	92	98.92%	92	98.92%
	Over Votes:	0	0.00%	0	0.00%	0	0.00%	0	0.00%
	Under Votes:	0	0.00%	0	0.00%	1	1.08%	1	1.08%
UNITED STATES SENATOR, Vote For 1									
	Tom RECKTENWALD	0	0.00%	0	0.00%	5	5.75%	5	5.75%
	Grant T. SHORT	0	0.00%	0	0.00%	13	14.94%	13	14.94%
	Sellus WILDER	0	0.00%	0	0.00%	8	9.20%	8	9.20%
	Jim GRAY	0	0.00%	0	0.00%	53	60.92%	53	60.92%
	Rory HOULIHAN	0	0.00%	0	0.00%	0	0.00%	0	0.00%
	Jeff KENDER	0	0.00%	0	0.00%	3	3.45%	3	3.45%
	Ron LEACH	0	0.00%	0	0.00%	5	5.75%	5	5.75%
	Cast Votes:	0	0.00%	0	0.00%	87	93.55%	87	93.55%
	Over Votes:	0	0.00%	0	0.00%	0	0.00%	0	0.00%
	Under Votes:	0	0.00%	0	0.00%	6	6.45%	6	6.45%

Party	Candidate	Absentee		Early		Election		Total	
Precinct E104 (Ballots Cast: 141)									
UNITED STATES SENATOR, Vote For 1									
	Rand PAUL	0	0.00%	0	0.00%	35	76.09%	35	76.09%
	Stephen Howard SLAUGHTER	0	0.00%	0	0.00%	5	10.87%	5	10.87%
	James R. GOULD	0	0.00%	0	0.00%	6	13.04%	6	13.04%
	Cast Votes:	0	0.00%	0	0.00%	46	97.87%	46	97.87%
	Over Votes:	0	0.00%	0	0.00%	0	0.00%	0	0.00%
	Under Votes:	0	0.00%	0	0.00%	1	2.13%	1	2.13%
UNITED STATES REPRESENTATIVE in CONGRESS 5th Congressional District, Vote For 1									
	Harold "Hal" ROGERS	0	0.00%	0	0.00%	39	86.67%	39	86.67%
	John BURK JR.	0	0.00%	0	0.00%	6	13.33%	6	13.33%
	Cast Votes:	0	0.00%	0	0.00%	45	95.74%	45	95.74%
	Over Votes:	0	0.00%	0	0.00%	0	0.00%	0	0.00%
	Under Votes:	0	0.00%	0	0.00%	2	4.26%	2	4.26%
PRESIDENT of the UNITED STATES, Vote For 1									
	Martin J. O'MALLEY	0	0.00%	0	0.00%	3	3.19%	3	3.19%
	Bernard "Bernie" SANDERS	0	0.00%	0	0.00%	61	64.89%	61	64.89%
	Hillary CLINTON	0	0.00%	0	0.00%	26	27.66%	26	27.66%
	Roque Rocky DE LA FUENTE	0	0.00%	0	0.00%	0	0.00%	0	0.00%
	"UNCOMMITTED"	0	0.00%	0	0.00%	4	4.26%	4	4.26%
	Cast Votes:	0	0.00%	0	0.00%	94	100.00%	94	100.00%
	Over Votes:	0	0.00%	0	0.00%	0	0.00%	0	0.00%
	Under Votes:	0	0.00%	0	0.00%	0	0.00%	0	0.00%
UNITED STATES SENATOR, Vote For 1									
	Tom RECKTENWALD	0	0.00%	0	0.00%	9	10.71%	9	10.71%
	Grant T. SHORT	0	0.00%	0	0.00%	12	14.29%	12	14.29%
	Sellus WILDER	0	0.00%	0	0.00%	11	13.10%	11	13.10%
	Jim GRAY	0	0.00%	0	0.00%	40	47.62%	40	47.62%
	Rory HOULIHAN	0	0.00%	0	0.00%	5	5.95%	5	5.95%
	Jeff KENDER	0	0.00%	0	0.00%	5	5.95%	5	5.95%
	Ron LEACH	0	0.00%	0	0.00%	2	2.38%	2	2.38%
	Cast Votes:	0	0.00%	0	0.00%	84	89.36%	84	89.36%
	Over Votes:	0	0.00%	0	0.00%	0	0.00%	0	0.00%
	Under Votes:	0	0.00%	0	0.00%	10	10.64%	10	10.64%

Precinct Report — Unofficial

PRESIDENTIAL PREFERENCE AND REGULAR PRIMARY — OFFICIAL BALLOT FOR CARTER COUNTY — May 17, 2016

05/17/2016 07:24 PM

Total Number of Voters : 2,956 of 0 = 0.00%

Precincts Reporting 27 of 27 = 100.00%

Party	Candidate	Absentee		Early		Election		Total	
Precinct E105 (Ballots Cast: 118)									
UNITED STATES SENATOR, Vote For 1									
	Rand PAUL	0	0.00%	0	0.00%	35	83.33%	35	83.33%
	Stephen Howard SLAUGHTER	0	0.00%	0	0.00%	1	2.38%	1	2.38%
	James R. GOULD	0	0.00%	0	0.00%	6	14.29%	6	14.29%
	Cast Votes:	0	0.00%	0	0.00%	42	97.67%	42	97.67%
	Over Votes:	0	0.00%	0	0.00%	0	0.00%	0	0.00%
	Under Votes:	0	0.00%	0	0.00%	1	2.33%	1	2.33%
UNITED STATES REPRESENTATIVE in CONGRESS 5th Congressional District, Vote For 1									
	Harold "Hal" ROGERS	0	0.00%	0	0.00%	35	81.40%	35	81.40%
	John BURK JR.	0	0.00%	0	0.00%	8	18.60%	8	18.60%
	Cast Votes:	0	0.00%	0	0.00%	43	100.00%	43	100.00%
	Over Votes:	0	0.00%	0	0.00%	0	0.00%	0	0.00%
	Under Votes:	0	0.00%	0	0.00%	0	0.00%	0	0.00%
PRESIDENT of the UNITED STATES, Vote For 1									
	Martin J. O'MALLEY	0	0.00%	0	0.00%	1	1.35%	1	1.35%
	Bernard "Bernie" SANDERS	0	0.00%	0	0.00%	46	62.16%	46	62.16%
	Hillary CLINTON	0	0.00%	0	0.00%	23	31.08%	23	31.08%
	Roque Rocky DE LA FUENTE	0	0.00%	0	0.00%	0	0.00%	0	0.00%
	"UNCOMMITTED"	0	0.00%	0	0.00%	4	5.41%	4	5.41%
	Cast Votes:	0	0.00%	0	0.00%	74	98.67%	74	98.67%
	Over Votes:	0	0.00%	0	0.00%	0	0.00%	0	0.00%
	Under Votes:	0	0.00%	0	0.00%	1	1.33%	1	1.33%
UNITED STATES SENATOR, Vote For 1									
	Tom RECKTENWALD	0	0.00%	0	0.00%	3	4.55%	3	4.55%
	Grant T. SHORT	0	0.00%	0	0.00%	1	1.52%	1	1.52%
	Sellus WILDER	0	0.00%	0	0.00%	8	12.12%	8	12.12%
	Jim GRAY	0	0.00%	0	0.00%	36	54.55%	36	54.55%
	Rory HOULIHAN	0	0.00%	0	0.00%	3	4.55%	3	4.55%
	Jeff KENDER	0	0.00%	0	0.00%	9	13.64%	9	13.64%
	Ron LEACH	0	0.00%	0	0.00%	6	9.09%	6	9.09%
	Cast Votes:	0	0.00%	0	0.00%	66	88.00%	66	88.00%
	Over Votes:	0	0.00%	0	0.00%	0	0.00%	0	0.00%
	Under Votes:	0	0.00%	0	0.00%	9	12.00%	9	12.00%

PRIMARY ELECTION
CASEY COUNTY - 1ST. CONG. DIST.
RECAPITULATION SHEET
MAY 17, 2016

	ABSENTEE			CASEY 1			CASEY 2			CASEY 3			LIBERTY - A			CASEY 4			CASEY 5			CASEY 6			CASEY 7			CASEY 8			CASEY 9		
	Mail-In	Walk-In	Total	eSlate	eScan	Total	eSlate	eScan	Total	eSlate	eScan	Total	eSlate	eScan	Total	eSlate	eScan	Total	eSlate	eScan	Total	eSlate	eScan	Total	eSlate	eScan	Total	eSlate	eScan	Total	eSlate	eScan	Total
UNITED STATES SENATOR - REP																																	
James R. GOULD	0	6	6	6	25	31	4	4	8	8	12	20	2	9	11	6	9	15	3	23	26	0	2	2	0	8	8	0	23	23	10	12	22
Rand PAUL	14	36	50	17	94	111	24	29	53	20	81	101	8	40	48	14	50	64	34	120	154	4	42	46	10	72	82	5	141	146	30	38	68
Stephen Howard SLAUGHTER	0	2	2	1	4	5	1	2	3	2	2	4	1	1	2	0	5	5	2	2	4	2	0	2	0	2	2	0	4	4	0	3	3
U.S. REP. in CONGRESS - 1st Cong. Dist. - REP																																	
Mike PAPE	1	2	3	6	12	18	2	4	6	4	7	11	2	5	7	3	3	6	3	11	14	2	4	6	2	5	7	1	17	18	4	5	9
Miles A. CAUGHEY JR.	0	0	0	0	3	3	2	0	2	0	3	3	0	1	1	0	1	1	1	1	2	0	0	0	0	2	2	0	5	5	0	2	2
Jason BATTS	3	12	15	2	19	21	3	4	7	2	8	10	2	4	6	4	5	9	4	17	21	2	8	10	2	9	11	1	21	22	4	2	6
James R. COMER	10	34	44	18	96	114	22	28	50	25	80	105	6	42	48	13	57	70	33	119	152	2	37	39	7	67	74	4	127	131	32	46	78
STATE REPRESENTATIVE - 54th Rep Dist. - REP																																	
Christopher K. PENNINGTON	1	1	2	1	11	12	3	1	4	3	13	16	0	3	3	2	7	9	4	19	23	0	1	1	1	4	5	0	19	19	5	7	12
Daniel B. ELLIOTT	12	43	55	23	109	132	24	33	57	28	80	108	11	49	60	17	57	74	34	125	159	6	47	53	9	72	81	5	146	151	35	45	80
Steven EVANS	1	1	2	1	6	7	2	2	4	1	5	6	0	0	0	1	2	3	2	4	6	0	2	2	0	7	7	1	4	5	0	3	3
PRESIDENT of the UNITED STATES - DEM																																	
Martin J. O'MALLEY	0	1	1	0	0	0	0	0	0	0	1	1	0	0	0	0	0	0	0	0	0	0	0	0	0	1	1	0	0	0	0	0	0
Bernard "Bernie" SANDERS	3	8	11	3	13	16	3	5	8	4	4	8	0	1	1	7	9	16	4	21	25	8	8	16	0	14	14	2	12	14	3	3	6
Hillary CLINTON	4	12	16	3	8	11	4	3	7	3	8	11	2	4	6	4	13	17	2	8	10	8	17	25	3	29	32	0	8	8	2	2	4
Roque Rocky DE LA FUENTE	0	0	0	0	0	0	0	0	0	0	0	0	0	0	0	0	0	0	0	0	0	0	0	0	0	0	0	0	0	0	0	0	0
"UNCOMMITTED"	0	1	1	0	3	3	0	0	0	0	0	0	0	0	0	0	1	1	1	0	1	0	4	4	0	0	0	1	1	2	0	0	0
UNITED STATES SENATOR - DEM																																	
Jim GRAY	6	18	24	4	15	19	3	6	9	6	12	18	1	4	5	9	17	26	7	20	27	10	17	27	2	34	36	2	17	19	2	4	6
Rory HOULIHAN	0	0	0	0	1	1	1	0	1	0	0	0	0	0	0	0	1	1	0	0	0	1	1	2	0	0	0	0	1	1	0	0	0
Jeff KENDER	0	1	1	1	0	1	1	0	1	0	0	0	1	0	1	1	0	1	0	1	1	0	2	2	0	0	0	1	0	1	0	0	0
Ron LEACH	0	0	0	0	1	1	0	0	0	1	0	1	0	0	0	0	0	0	0	3	3	0	2	2	0	2	2	0	0	0	0	0	0
Tom RECKTENWALD	0	1	1	0	0	0	0	0	0	0	0	0	0	0	0	0	1	1	0	0	0	0	0	0	0	1	1	0	0	0	0	0	0
Grant T. SHORT	0	0	0	0	1	1	0	0	0	0	0	0	0	0	0	0	1	1	0	1	1	0	1	1	0	1	1	0	1	1	1	1	2
Sellus WILDER	1	0	1	0	1	1	1	0	1	0	0	0	0	0	0	0	1	1	0	1	1	0	1	1	0	1	1	0	1	1	1	0	1
	0	2	2	1	6	7	1	1	2	0	0	0	0	0	0	0	2	2	0	3	3	4	4	8	0	4	4	0	2	2	1	0	1
U.S. REP. in CONGRESS - 1st Cong. Dist. - DEM																																	
Tom OSBORNE	3	11	14	3	8	11	3	1	4	3	3	6	1	2	3	2	9	11	3	12	15	8	17	25	0	19	19	1	9	10	0	1	1
Samuel L. GASKINS	4	8	12	2	12	14	4	4	8	3	8	11	1	2	3	7	11	18	4	16	20	6	8	14	1	20	21	2	9	11	2	2	4

PRIMARY ELECTION
CASEY COUNTY - 1ST. CONG. DIST.
RECAPITULATION SHEET
MAY 17, 2016

	LIBERTY - B			CASEY 10			CASEY 11			CASEY 12			LIBERTY - C			GRAND TOTAL
	eSlate	eScan	Total	eSlate	eScan	Total	eSlate	eScan	Total	eSlate	eScan	Total	eSlate	eScan	Total	
UNITED STATES SENATOR - REP																
James R. GOULD	6	4	10	6	12	18	1	3	4	6	13	19	2	4	6	229
Rand PAUL	20	31	51	47	50	97	12	35	47	19	60	79	11	26	37	1234
Stephen Howard SLAUGHTER	2	2	4	7	4	11	0	0	0	1	6	7	0	0	0	58
U.S. REP. in CONGRESS - 1st Cong. Dist. - REP																1521
Mike PAPE	5	6	11	5	7	12	0	1	1	7	10	17	1	5	6	152
Miles A. CAUGHEY JR.	0	0	0	1	0	1	0	2	2	2	0	2	0	0	0	26
Jason BATTS	9	6	15	7	8	15	2	7	9	4	20	24	2	2	4	205
James R. COMER	17	26	43	51	53	104	12	29	41	15	50	65	11	27	38	1196
STATE REPRESENTATIVE - 54th Rep Dist. - REP																1427
Christopher K. PENNINGTON	6	3	9	7	1	8	0	0	0	7	16	23	1	4	5	151
Daniel B. ELLIOTT	23	37	60	57	60	117	13	36	49	18	59	77	12	30	42	1355
Steven EVANS	1	1	2	0	5	5	0	2	2	3	4	7	1	1	2	63
PRESIDENT of the UNITED STATES - DEM																1569
Martin J. O'MALLEY	0	0	0	1	0	1	0	1	1	0	1	1	0	0	0	6
Bernard "Bernie" SANDERS	6	4	10	8	12	20	0	3	3	0	10	10	0	4	4	182
Hillary CLINTON	6	7	13	4	10	14	2	12	14	2	11	13	4	5	9	210
Roque Rocky DE LA FUENTE	0	0	0	0	0	0	0	0	0	0	0	0	0	0	0	0
"UNCOMMITTED"	0	1	1	1	0	1	0	2	2	0	0	0	0	0	0	16
UNITED STATES SENATOR - DEM																414
Jim GRAY	9	8	17	6	17	23	2	12	14	2	14	16	2	4	6	292
Rory HOULIHAN	0	0	0	2	0	2	0	1	1	0	0	0	0	0	0	9
Jeff KENDER	0	0	0	0	1	1	0	0	0	0	1	1	0	0	0	11
Ron LEACH	0	0	0	3	0	3	0	1	1	0	2	2	1	0	1	16
Tom RECKTENWALD	0	1	1	0	1	1	0	0	0	0	2	2	0	0	0	7
Grant T. SHORT	1	0	1	1	0	1	0	0	0	0	1	1	0	0	0	13
Sellus WILDER	2	2	4	1	2	3	0	3	3	0	1	1	1	5	6	48
U.S. REP. in CONGRESS - 1st Cong. Dist. - DEM									0							396
Tom OSBORNE	6	5	11	8	14	22	0	5	5	1	8	9	3	2	5	171
Samuel L. GASKINS	4	6	10	4	3	7	2	8	10	0	13	13	1	3	4	180

Cumulative Report — Unofficial

PRESIDENTIAL PREFERENCE AND REGULAR PRIMARY — OFFICIAL BALLOT FOR CASEY COUNTY — May 17, 2016

05/17/2016 07:27 PM

Total Number of Voters : 2,014 of 0 = 0.00%

Precincts Reporting 16 of 16 = 100.00%

Party	Candidate	Absentee		Early		Election		Total	
UNITED STATES SENATOR, Vote For 1									
	James R. GOULD	0	0.00%	0	0.00%	229	15.06%	229	15.06%
	Rand PAUL	0	0.00%	0	0.00%	1,234	81.13%	1,234	81.13%
	Stephen Howard SLAUGHTER	0	0.00%	0	0.00%	58	3.81%	58	3.81%
	Cast Votes:	0	0.00%	0	0.00%	1,521	95.18%	1,521	95.18%
	Over Votes:	0	0.00%	0	0.00%	0	0.00%	0	0.00%
	Under Votes:	0	0.00%	0	0.00%	77	4.82%	77	4.82%
UNITED STATES REPRESENTATIVE in CONGRESS 1st Congressional District, Vote For 1									
	Mike PAPE	0	0.00%	0	0.00%	152	9.63%	152	9.63%
	Miles A. CAUGHEY JR.	0	0.00%	0	0.00%	26	1.65%	26	1.65%
	Jason BATTS	0	0.00%	0	0.00%	205	12.98%	205	12.98%
	James R. COMER	0	0.00%	0	0.00%	1,196	75.74%	1,196	75.74%
	Cast Votes:	0	0.00%	0	0.00%	1,579	98.81%	1,579	98.81%
	Over Votes:	0	0.00%	0	0.00%	0	0.00%	0	0.00%
	Under Votes:	0	0.00%	0	0.00%	19	1.19%	19	1.19%
STATE REPRESENTATIVE 54th Representative District, Vote For 1									
	Christopher K. PENNINGTON	0	0.00%	0	0.00%	151	9.62%	151	9.62%
	Daniel B. ELLIOTT	0	0.00%	0	0.00%	1,355	86.36%	1,355	86.36%
	Steven EVANS	0	0.00%	0	0.00%	63	4.02%	63	4.02%
	Cast Votes:	0	0.00%	0	0.00%	1,569	98.19%	1,569	98.19%
	Over Votes:	0	0.00%	0	0.00%	0	0.00%	0	0.00%
	Under Votes:	0	0.00%	0	0.00%	29	1.81%	29	1.81%
PRESIDENT of the UNITED STATES, Vote For 1									
	Martin J. O'MALLEY	0	0.00%	0	0.00%	6	1.45%	6	1.45%
	Bernard "Bernie" SANDERS	0	0.00%	0	0.00%	182	43.96%	182	43.96%
	Hillary CLINTON	0	0.00%	0	0.00%	210	50.72%	210	50.72%
	Roque Rocky DE LA FUENTE	0	0.00%	0	0.00%	0	0.00%	0	0.00%
	"UNCOMMITTED"	0	0.00%	0	0.00%	16	3.86%	16	3.86%
	Cast Votes:	0	0.00%	0	0.00%	414	99.52%	414	99.52%
	Over Votes:	0	0.00%	0	0.00%	0	0.00%	0	0.00%
	Under Votes:	0	0.00%	0	0.00%	2	0.48%	2	0.48%

Cumulative Report — Unofficial

PRESIDENTIAL PREFERENCE AND REGULAR PRIMARY — OFFICIAL BALLOT FOR CASEY COUNTY — May 17, 2016

05/17/2016 07:27 PM

Total Number of Voters : 2,014 of 0 = 0.00%

Precincts Reporting 16 of 16 = 100.00%

Party	Candidate	Absentee		Early		Election		Total	
UNITED STATES SENATOR, Vote For 1									
	Jim GRAY	0	0.00%	0	0.00%	292	73.74%	292	73.74%
	Rory HOULIHAN	0	0.00%	0	0.00%	9	2.27%	9	2.27%
	Jeff KENDER	0	0.00%	0	0.00%	11	2.78%	11	2.78%
	Ron LEACH	0	0.00%	0	0.00%	16	4.04%	16	4.04%
	Tom RECKTENWALD	0	0.00%	0	0.00%	7	1.77%	7	1.77%
	Grant T. SHORT	0	0.00%	0	0.00%	13	3.28%	13	3.28%
	Sellus WILDER	0	0.00%	0	0.00%	48	12.12%	48	12.12%
	Cast Votes:	0	0.00%	0	0.00%	396	95.19%	396	95.19%
	Over Votes:	0	0.00%	0	0.00%	0	0.00%	0	0.00%
	Under Votes:	0	0.00%	0	0.00%	20	4.81%	20	4.81%
UNITED STATES REPRESENTATIVE in CONGRESS 1st Congressional District, Vote For 1									
	Tom OSBORNE	0	0.00%	0	0.00%	171	48.72%	171	48.72%
	Samuel L. GASKINS	0	0.00%	0	0.00%	180	51.28%	180	51.28%
	Cast Votes:	0	0.00%	0	0.00%	351	84.38%	351	84.38%
	Over Votes:	0	0.00%	0	0.00%	0	0.00%	0	0.00%
	Under Votes:	0	0.00%	0	0.00%	65	15.63%	65	15.63%

Jerry Coffman

Paul Sayers

Paul F. Meeks

CERTIFICATION
OFFICIAL COUNT AND RECORD
OF ELECTION TOTALS

STATE OF KENTUCKY
County of Christain

17-May-16
Primary Election

We, the County Board of Elections, duly authorized to canvass the returns of the County of Christian, do certify that in an election held in said County, **19th** day of **May**, **2015**, the following votes were cast for the Office or on the question indicated:

Office	Name	Machine Votes	Absentee Machine Votes	Paper Absentee Ballot Votes	Provisional Ballot Votes	Total Votes
Democratic	O'MALLEY, MARTIN J.	85	3	0	0	88
Democratic	SANDERS, BERNARD "BERNIE"	1894	32	10	0	1936
Democratic	CLINTON, HILLARY	2371	54	12	0	2437
Democratic	DE LA FUENTE, ROQUE ROCKY	17	0	0	0	17
Democratic	"UNCOMMITTED"	359	15	5	0	379
Republican	GOULD, JAMES R.	152	4	2	0	158
Republican	PAUL, RAND	1890	53	11	0	1954
Republican	SLAUGHTER, STEPHEN HOWARD	96	2	2	0	100
Democratic	GRAY, JIM	1842	44	12	0	1898
Democratic	HOULIHAN, RORY	214	5	2	0	221
Democratic	KENDER, JEFF	467	11	2	0	480
Democratic	LEACH, RON	584	8	4	0	596
Democratic	RECKTENWALD, TOM	150	4	2	0	156
Democratic	SHORT, GRANT T.	261	9	0	0	270
Democratic	WILDER, SELLUS	322	6	1	0	329
Republican	PAPE, MIKE	1583	39	9	0	1631
Republican	CAUGHEY, MILES A. JR.	75	3	0	0	78
Republican	BATTS, JASON	92	4	4	0	100
Republican	COMER, JAMES R.	414	13	2	0	429

Roxane Thomas
Republican Representative

Livy Leavell, Jr
Sheriff

Christian Co. Board of Elections

Jim Gardner
Democrat Representative

Michael A. Kem
County Clerk/Chairman

SBE 49 (11/03)

RECEIVED
JUN 01 2016
Board of Elections

RECANVASS
OF OFFICIAL COUNT AND RECORD
OF ELECTION TOTALS

STATE OF KENTUCKY
County of Christain

17-May-16
General Election

Having received a request for a recanvass of election totals and such request being received in a timely manner as provided by Kentucky Statutes, we, the County Board of Elections, duly authorized to recanvass the returns of the County of **CHRISTIAN** do certify that a recanvass was conducted in said County on the 17th day of May, 2016 and the the following votes were cast for the Office or on the Question indicated:

Office	Name	Machine Votes	Absentee Machine Votes	Paper Absentee Ballot Votes	Provisional Ballot Votes	Total Votes
President of the United States						
Democratic	O'Malley, Martin J.	85	3	0	0	88
Democratic	Sanders, Bernard "Bernie"	1894	32	10	0	1936
Democratic	Clinton, Hillary	2371	54	12	0	2437
Democratic	De La Fuente, Roque Rocky	17	0	0	0	17
Democratic	"UNCOMMITTED"	359	15	5	0	379

Roxane Thomas
Republican Representative

LIVY LEAVELL, JR~~Interim~~ Sheriff

Christian Co. Board of Elections

Jim Gardner
Democrat Representative

Michael A. Kem
County Clerk/Chairman

SBE 49A (11/03)

RECEIVED
JUN 01 2016
State Board of Elections

Cumulative Report — Unofficial

PRESIDENTIAL PREFERENCE AND REGULAR PRIMARY — OFFICIAL BALLOT FOR CHRISTIAN COUNTY — May 17, 2016

05/19/2016 10:10 AM

Total Number of Voters : 7,148 of 0 = 0.00%

Precincts Reporting 42 of 42 = 100.00%

Party	Candidate	Absentee		Early		Election		Total	
UNITED STATES SENATOR, Vote For 1									
	James R. GOULD	0	0.00%	0	0.00%	158	7.14%	158	7.14%
	Rand PAUL	0	0.00%	0	0.00%	1,954	88.34%	1,954	88.34%
	Stephen Howard SLAUGHTER	0	0.00%	0	0.00%	100	4.52%	100	4.52%
	Cast Votes:	0	0.00%	0	0.00%	2,212	98.40%	2,212	98.40%
	Over Votes:	0	0.00%	0	0.00%	0	0.00%	0	0.00%
	Under Votes:	0	0.00%	0	0.00%	36	1.60%	36	1.60%
UNITED STATES REPRESENTATIVE in CONGRESS 1st Congressional District, Vote For 1									
	Mike PAPE	0	0.00%	0	0.00%	1,631	72.88%	1,631	72.88%
	Miles A. CAUGHEY JR.	0	0.00%	0	0.00%	78	3.49%	78	3.49%
	Jason BATTS	0	0.00%	0	0.00%	100	4.47%	100	4.47%
	James R. COMER	0	0.00%	0	0.00%	429	19.17%	429	19.17%
	Cast Votes:	0	0.00%	0	0.00%	2,238	99.56%	2,238	99.56%
	Over Votes:	0	0.00%	0	0.00%	0	0.00%	0	0.00%
	Under Votes:	0	0.00%	0	0.00%	10	0.44%	10	0.44%
PRESIDENT of the UNITED STATES, Vote For 1									
	Martin J. O'MALLEY	0	0.00%	0	0.00%	88	1.81%	88	1.81%
	Bernard "Bernie" SANDERS	0	0.00%	0	0.00%	1,936	39.86%	1,936	39.86%
	Hillary CLINTON	0	0.00%	0	0.00%	2,437	50.18%	2,437	50.18%
	Roque Rocky DE LA FUENTE	0	0.00%	0	0.00%	17	0.35%	17	0.35%
	"UNCOMMITTED"	0	0.00%	0	0.00%	379	7.80%	379	7.80%
	Cast Votes:	0	0.00%	0	0.00%	4,857	99.12%	4,857	99.12%
	Over Votes:	0	0.00%	0	0.00%	0	0.00%	0	0.00%
	Under Votes:	0	0.00%	0	0.00%	43	0.88%	43	0.88%
UNITED STATES SENATOR, Vote For 1									
	Jim GRAY	0	0.00%	0	0.00%	1,898	48.05%	1,898	48.05%
	Rory HOULIHAN	0	0.00%	0	0.00%	221	5.59%	221	5.59%
	Jeff KENDER	0	0.00%	0	0.00%	480	12.15%	480	12.15%
	Ron LEACH	0	0.00%	0	0.00%	596	15.09%	596	15.09%
	Tom RECKTENWALD	0	0.00%	0	0.00%	156	3.95%	156	3.95%
	Grant T. SHORT	0	0.00%	0	0.00%	270	6.84%	270	6.84%
	Sellus WILDER	0	0.00%	0	0.00%	329	8.33%	329	8.33%
	Cast Votes:	0	0.00%	0	0.00%	3,950	80.61%	3,950	80.61%
	Over Votes:	0	0.00%	0	0.00%	0	0.00%	0	0.00%
	Under Votes:	0	0.00%	0	0.00%	950	19.39%	950	19.39%

Precinct Report — Unofficial

PRESIDENTIAL PREFERENCE AND REGULAR PRIMARY — OFFICIAL BALLOT FOR CHRISTIAN COUNTY — May 17, 2016

05/19/2016 10:11 AM

Total Number of Voters : 7,148 of 0 = 0.00%

Precincts Reporting 42 of 42 = 100.00%

Party	Candidate	Absentee		Early		Election		Total	
Precinct AB (Ballots Cast: 206)									
UNITED STATES SENATOR, Vote For 1									
	James R. GOULD	0	0.00%	0	0.00%	6	8.11%	6	8.11%
	Rand PAUL	0	0.00%	0	0.00%	64	86.49%	64	86.49%
	Stephen Howard SLAUGHTER	0	0.00%	0	0.00%	4	5.41%	4	5.41%
	Cast Votes:	0	0.00%	0	0.00%	74	100.00%	74	100.00%
	Over Votes:	0	0.00%	0	0.00%	0	0.00%	0	0.00%
	Under Votes:	0	0.00%	0	0.00%	0	0.00%	0	0.00%
UNITED STATES REPRESENTATIVE in CONGRESS 1st Congressional District, Vote For 1									
	Mike PAPE	0	0.00%	0	0.00%	48	64.86%	48	64.86%
	Miles A. CAUGHEY JR.	0	0.00%	0	0.00%	3	4.05%	3	4.05%
	Jason BATTS	0	0.00%	0	0.00%	8	10.81%	8	10.81%
	James R. COMER	0	0.00%	0	0.00%	15	20.27%	15	20.27%
	Cast Votes:	0	0.00%	0	0.00%	74	100.00%	74	100.00%
	Over Votes:	0	0.00%	0	0.00%	0	0.00%	0	0.00%
	Under Votes:	0	0.00%	0	0.00%	0	0.00%	0	0.00%
PRESIDENT of the UNITED STATES, Vote For 1									
	Martin J. O'MALLEY	0	0.00%	0	0.00%	3	2.29%	3	2.29%
	Bernard "Bernie" SANDERS	0	0.00%	0	0.00%	42	32.06%	42	32.06%
	Hillary CLINTON	0	0.00%	0	0.00%	66	50.38%	66	50.38%
	Roque Rocky DE LA FUENTE	0	0.00%	0	0.00%	0	0.00%	0	0.00%
	"UNCOMMITTED"	0	0.00%	0	0.00%	20	15.27%	20	15.27%
	Cast Votes:	0	0.00%	0	0.00%	131	99.24%	131	99.24%
	Over Votes:	0	0.00%	0	0.00%	0	0.00%	0	0.00%
	Under Votes:	0	0.00%	0	0.00%	1	0.76%	1	0.76%
UNITED STATES SENATOR, Vote For 1									
	Jim GRAY	0	0.00%	0	0.00%	56	50.91%	56	50.91%
	Rory HOULIHAN	0	0.00%	0	0.00%	7	6.36%	7	6.36%
	Jeff KENDER	0	0.00%	0	0.00%	13	11.82%	13	11.82%
	Ron LEACH	0	0.00%	0	0.00%	12	10.91%	12	10.91%
	Tom RECKTENWALD	0	0.00%	0	0.00%	6	5.45%	6	5.45%
	Grant T. SHORT	0	0.00%	0	0.00%	9	8.18%	9	8.18%
	Sellus WILDER	0	0.00%	0	0.00%	7	6.36%	7	6.36%
	Cast Votes:	0	0.00%	0	0.00%	110	83.33%	110	83.33%
	Over Votes:	0	0.00%	0	0.00%	0	0.00%	0	0.00%
	Under Votes:	0	0.00%	0	0.00%	22	16.67%	22	16.67%

Precinct Report — Unofficial

PRESIDENTIAL PREFERENCE AND REGULAR PRIMARY — OFFICIAL BALLOT FOR CHRISTIAN COUNTY — May 17, 2016

05/19/2016 10:11 AM

Total Number of Voters : 7,148 of 0 = 0.00%

Precincts Reporting 42 of 42 = 100.00%

Party	Candidate	Absentee		Early		Election		Total	
Precinct AB (Ballots Cast: 206)									
UNITED STATES REPRESENTATIVE in CONGRESS 1st Congressional District, Vote For 1									
	Tom OSBORNE	0	0.00%	0	0.00%	73	66.97%	73	66.97%
	Samuel L. GASKINS	0	0.00%	0	0.00%	36	33.03%	36	33.03%
	Cast Votes:	0	0.00%	0	0.00%	109	82.58%	109	82.58%
	Over Votes:	0	0.00%	0	0.00%	0	0.00%	0	0.00%
	Under Votes:	0	0.00%	0	0.00%	23	17.42%	23	17.42%
STATE REPRESENTATIVE 8th Representative District, Vote For 1									
	Jeffery R. TAYLOR	0	0.00%	0	0.00%	49	87.50%	49	87.50%
	John Ward THOMAS	0	0.00%	0	0.00%	7	12.50%	7	12.50%
	Cast Votes:	0	0.00%	0	0.00%	56	91.80%	56	91.80%
	Over Votes:	0	0.00%	0	0.00%	0	0.00%	0	0.00%
	Under Votes:	0	0.00%	0	0.00%	5	8.20%	5	8.20%

Precinct Report — Unofficial

PRESIDENTIAL PREFERENCE AND REGULAR PRIMARY — OFFICIAL BALLOT FOR CHRISTIAN COUNTY — May 17, 2016

05/19/2016 10:11 AM

Total Number of Voters : 7,148 of 0 = 0.00%

Precincts Reporting 42 of 42 = 100.00%

Party	Candidate	Absentee		Early		Election		Total	
Precinct A101 (Ballots Cast: 78)									
UNITED STATES SENATOR, Vote For 1									
	James R. GOULD	0	0.00%	0	0.00%	1	11.11%	1	11.11%
	Rand PAUL	0	0.00%	0	0.00%	8	88.89%	8	88.89%
	Stephen Howard SLAUGHTER	0	0.00%	0	0.00%	0	0.00%	0	0.00%
	Cast Votes:	0	0.00%	0	0.00%	9	100.00%	9	100.00%
	Over Votes:	0	0.00%	0	0.00%	0	0.00%	0	0.00%
	Under Votes:	0	0.00%	0	0.00%	0	0.00%	0	0.00%
UNITED STATES REPRESENTATIVE in CONGRESS 1st Congressional District, Vote For 1									
	Mike PAPE	0	0.00%	0	0.00%	6	66.67%	6	66.67%
	Miles A. CAUGHEY JR.	0	0.00%	0	0.00%	0	0.00%	0	0.00%
	Jason BATTS	0	0.00%	0	0.00%	0	0.00%	0	0.00%
	James R. COMER	0	0.00%	0	0.00%	3	33.33%	3	33.33%
	Cast Votes:	0	0.00%	0	0.00%	9	100.00%	9	100.00%
	Over Votes:	0	0.00%	0	0.00%	0	0.00%	0	0.00%
	Under Votes:	0	0.00%	0	0.00%	0	0.00%	0	0.00%
PRESIDENT of the UNITED STATES, Vote For 1									
	Martin J. O'MALLEY	0	0.00%	0	0.00%	0	0.00%	0	0.00%
	Bernard "Bernie" SANDERS	0	0.00%	0	0.00%	14	20.59%	14	20.59%
	Hillary CLINTON	0	0.00%	0	0.00%	52	76.47%	52	76.47%
	Roque Rocky DE LA FUENTE	0	0.00%	0	0.00%	0	0.00%	0	0.00%
	"UNCOMMITTED"	0	0.00%	0	0.00%	2	2.94%	2	2.94%
	Cast Votes:	0	0.00%	0	0.00%	68	98.55%	68	98.55%
	Over Votes:	0	0.00%	0	0.00%	0	0.00%	0	0.00%
	Under Votes:	0	0.00%	0	0.00%	1	1.45%	1	1.45%
UNITED STATES SENATOR, Vote For 1									
	Jim GRAY	0	0.00%	0	0.00%	21	41.18%	21	41.18%
	Rory HOULIHAN	0	0.00%	0	0.00%	3	5.88%	3	5.88%
	Jeff KENDER	0	0.00%	0	0.00%	7	13.73%	7	13.73%
	Ron LEACH	0	0.00%	0	0.00%	10	19.61%	10	19.61%
	Tom RECKTENWALD	0	0.00%	0	0.00%	2	3.92%	2	3.92%
	Grant T. SHORT	0	0.00%	0	0.00%	3	5.88%	3	5.88%
	Sellus WILDER	0	0.00%	0	0.00%	5	9.80%	5	9.80%
	Cast Votes:	0	0.00%	0	0.00%	51	73.91%	51	73.91%
	Over Votes:	0	0.00%	0	0.00%	0	0.00%	0	0.00%
	Under Votes:	0	0.00%	0	0.00%	18	26.09%	18	26.09%

Precinct Report — Unofficial

PRESIDENTIAL PREFERENCE AND REGULAR PRIMARY — OFFICIAL BALLOT FOR CHRISTIAN COUNTY — May 17, 2016

05/19/2016 10:11 AM

Total Number of Voters : 7,148 of 0 = 0.00%

Precincts Reporting 42 of 42 = 100.00%

Party	Candidate	Absentee		Early		Election		Total	
Precinct A101 (Ballots Cast: 78)									
UNITED STATES REPRESENTATIVE in CONGRESS 1st Congressional District, Vote For 1									
	Tom OSBORNE	0	0.00%	0	0.00%	26	50.00%	26	50.00%
	Samuel L. GASKINS	0	0.00%	0	0.00%	26	50.00%	26	50.00%
	Cast Votes:	0	0.00%	0	0.00%	52	75.36%	52	75.36%
	Over Votes:	0	0.00%	0	0.00%	0	0.00%	0	0.00%
	Under Votes:	0	0.00%	0	0.00%	17	24.64%	17	24.64%
STATE REPRESENTATIVE 8th Representative District, Vote For 1									
	Jeffery R. TAYLOR	0	0.00%	0	0.00%	61	92.42%	61	92.42%
	John Ward THOMAS	0	0.00%	0	0.00%	5	7.58%	5	7.58%
	Cast Votes:	0	0.00%	0	0.00%	66	95.65%	66	95.65%
	Over Votes:	0	0.00%	0	0.00%	0	0.00%	0	0.00%
	Under Votes:	0	0.00%	0	0.00%	3	4.35%	3	4.35%

Precinct Report — Unofficial

PRESIDENTIAL PREFERENCE AND REGULAR PRIMARY — OFFICIAL BALLOT FOR CHRISTIAN COUNTY — May 17, 2016

05/19/2016 10:11 AM

Total Number of Voters : 7,148 of 0 = 0.00%

Precincts Reporting 42 of 42 = 100.00%

Party	Candidate	Absentee		Early		Election		Total	
Precinct A102 (Ballots Cast: 137)									
UNITED STATES SENATOR, Vote For 1									
	James R. GOULD	0	0.00%	0	0.00%	0	0.00%	0	0.00%
	Rand PAUL	0	0.00%	0	0.00%	2	100.00%	2	100.00%
	Stephen Howard SLAUGHTER	0	0.00%	0	0.00%	0	0.00%	0	0.00%
	Cast Votes:	0	0.00%	0	0.00%	2	100.00%	2	100.00%
	Over Votes:	0	0.00%	0	0.00%	0	0.00%	0	0.00%
	Under Votes:	0	0.00%	0	0.00%	0	0.00%	0	0.00%
UNITED STATES REPRESENTATIVE in CONGRESS 1st Congressional District, Vote For 1									
	Mike PAPE	0	0.00%	0	0.00%	0	0.00%	0	0.00%
	Miles A. CAUGHEY JR.	0	0.00%	0	0.00%	0	0.00%	0	0.00%
	Jason BATTS	0	0.00%	0	0.00%	1	50.00%	1	50.00%
	James R. COMER	0	0.00%	0	0.00%	1	50.00%	1	50.00%
	Cast Votes:	0	0.00%	0	0.00%	2	100.00%	2	100.00%
	Over Votes:	0	0.00%	0	0.00%	0	0.00%	0	0.00%
	Under Votes:	0	0.00%	0	0.00%	0	0.00%	0	0.00%
PRESIDENT of the UNITED STATES, Vote For 1									
	Martin J. O'MALLEY	0	0.00%	0	0.00%	0	0.00%	0	0.00%
	Bernard "Bernie" SANDERS	0	0.00%	0	0.00%	18	13.33%	18	13.33%
	Hillary CLINTON	0	0.00%	0	0.00%	115	85.19%	115	85.19%
	Roque Rocky DE LA FUENTE	0	0.00%	0	0.00%	0	0.00%	0	0.00%
	"UNCOMMITTED"	0	0.00%	0	0.00%	2	1.48%	2	1.48%
	Cast Votes:	0	0.00%	0	0.00%	135	100.00%	135	100.00%
	Over Votes:	0	0.00%	0	0.00%	0	0.00%	0	0.00%
	Under Votes:	0	0.00%	0	0.00%	0	0.00%	0	0.00%
UNITED STATES SENATOR, Vote For 1									
	Jim GRAY	0	0.00%	0	0.00%	42	38.18%	42	38.18%
	Rory HOULIHAN	0	0.00%	0	0.00%	3	2.73%	3	2.73%
	Jeff KENDER	0	0.00%	0	0.00%	23	20.91%	23	20.91%
	Ron LEACH	0	0.00%	0	0.00%	16	14.55%	16	14.55%
	Tom RECKTENWALD	0	0.00%	0	0.00%	5	4.55%	5	4.55%
	Grant T. SHORT	0	0.00%	0	0.00%	15	13.64%	15	13.64%
	Sellus WILDER	0	0.00%	0	0.00%	6	5.45%	6	5.45%
	Cast Votes:	0	0.00%	0	0.00%	110	81.48%	110	81.48%
	Over Votes:	0	0.00%	0	0.00%	0	0.00%	0	0.00%
	Under Votes:	0	0.00%	0	0.00%	25	18.52%	25	18.52%

Precinct Report — Unofficial

PRESIDENTIAL PREFERENCE AND REGULAR PRIMARY — OFFICIAL BALLOT FOR CHRISTIAN COUNTY — May 17, 2016

05/19/2016 10:11 AM

Total Number of Voters : 7,148 of 0 = 0.00%

Precincts Reporting 42 of 42 = 100.00%

Party	Candidate	Absentee		Early		Election		Total	
Precinct A102 (Ballots Cast: 137)									
UNITED STATES REPRESENTATIVE in CONGRESS 1st Congressional District, Vote For 1									
	Tom OSBORNE	0	0.00%	0	0.00%	69	63.30%	69	63.30%
	Samuel L. GASKINS	0	0.00%	0	0.00%	40	36.70%	40	36.70%
	Cast Votes:	0	0.00%	0	0.00%	109	80.74%	109	80.74%
	Over Votes:	0	0.00%	0	0.00%	0	0.00%	0	0.00%
	Under Votes:	0	0.00%	0	0.00%	26	19.26%	26	19.26%
STATE REPRESENTATIVE 8th Representative District, Vote For 1									
	Jeffery R. TAYLOR	0	0.00%	0	0.00%	121	92.37%	121	92.37%
	John Ward THOMAS	0	0.00%	0	0.00%	10	7.63%	10	7.63%
	Cast Votes:	0	0.00%	0	0.00%	131	97.04%	131	97.04%
	Over Votes:	0	0.00%	0	0.00%	0	0.00%	0	0.00%
	Under Votes:	0	0.00%	0	0.00%	4	2.96%	4	2.96%

Precinct Report — Unofficial

PRESIDENTIAL PREFERENCE AND REGULAR PRIMARY — OFFICIAL BALLOT FOR CHRISTIAN COUNTY — May 17, 2016

05/19/2016 10:11 AM

Total Number of Voters : 7,148 of 0 = 0.00%

Precincts Reporting 42 of 42 = 100.00%

Party	Candidate	Absentee		Early		Election		Total	
Precinct A103 (Ballots Cast: 239)									
UNITED STATES SENATOR, Vote For 1									
	James R. GOULD	0	0.00%	0	0.00%	0	0.00%	0	0.00%
	Rand PAUL	0	0.00%	0	0.00%	5	83.33%	5	83.33%
	Stephen Howard SLAUGHTER	0	0.00%	0	0.00%	1	16.67%	1	16.67%
	Cast Votes:	0	0.00%	0	0.00%	6	85.71%	6	85.71%
	Over Votes:	0	0.00%	0	0.00%	0	0.00%	0	0.00%
	Under Votes:	0	0.00%	0	0.00%	1	14.29%	1	14.29%
UNITED STATES REPRESENTATIVE in CONGRESS 1st Congressional District, Vote For 1									
	Mike PAPE	0	0.00%	0	0.00%	5	71.43%	5	71.43%
	Miles A. CAUGHEY JR.	0	0.00%	0	0.00%	0	0.00%	0	0.00%
	Jason BATTS	0	0.00%	0	0.00%	1	14.29%	1	14.29%
	James R. COMER	0	0.00%	0	0.00%	1	14.29%	1	14.29%
	Cast Votes:	0	0.00%	0	0.00%	7	100.00%	7	100.00%
	Over Votes:	0	0.00%	0	0.00%	0	0.00%	0	0.00%
	Under Votes:	0	0.00%	0	0.00%	0	0.00%	0	0.00%
PRESIDENT of the UNITED STATES, Vote For 1									
	Martin J. O'MALLEY	0	0.00%	0	0.00%	1	0.43%	1	0.43%
	Bernard "Bernie" SANDERS	0	0.00%	0	0.00%	34	14.66%	34	14.66%
	Hillary CLINTON	0	0.00%	0	0.00%	196	84.48%	196	84.48%
	Roque Rocky DE LA FUENTE	0	0.00%	0	0.00%	0	0.00%	0	0.00%
	"UNCOMMITTED"	0	0.00%	0	0.00%	1	0.43%	1	0.43%
	Cast Votes:	0	0.00%	0	0.00%	232	100.00%	232	100.00%
	Over Votes:	0	0.00%	0	0.00%	0	0.00%	0	0.00%
	Under Votes:	0	0.00%	0	0.00%	0	0.00%	0	0.00%
UNITED STATES SENATOR, Vote For 1									
	Jim GRAY	0	0.00%	0	0.00%	79	47.59%	79	47.59%
	Rory HOULIHAN	0	0.00%	0	0.00%	4	2.41%	4	2.41%
	Jeff KENDER	0	0.00%	0	0.00%	28	16.87%	28	16.87%
	Ron LEACH	0	0.00%	0	0.00%	26	15.66%	26	15.66%
	Tom RECKTENWALD	0	0.00%	0	0.00%	5	3.01%	5	3.01%
	Grant T. SHORT	0	0.00%	0	0.00%	14	8.43%	14	8.43%
	Sellus WILDER	0	0.00%	0	0.00%	10	6.02%	10	6.02%
	Cast Votes:	0	0.00%	0	0.00%	166	71.55%	166	71.55%
	Over Votes:	0	0.00%	0	0.00%	0	0.00%	0	0.00%
	Under Votes:	0	0.00%	0	0.00%	66	28.45%	66	28.45%

Precinct Report — Unofficial

PRESIDENTIAL PREFERENCE AND REGULAR PRIMARY — OFFICIAL BALLOT FOR CHRISTIAN COUNTY — May 17, 2016

05/19/2016 10:11 AM

Total Number of Voters : 7,148 of 0 = 0.00%

Precincts Reporting 42 of 42 = 100.00%

Party	Candidate	Absentee		Early		Election		Total	
Precinct A103 (Ballots Cast: 239)									
UNITED STATES REPRESENTATIVE in CONGRESS 1st Congressional District, Vote For 1									
	Tom OSBORNE	0	0.00%	0	0.00%	107	64.85%	107	64.85%
	Samuel L. GASKINS	0	0.00%	0	0.00%	58	35.15%	58	35.15%
	Cast Votes:	0	0.00%	0	0.00%	165	71.12%	165	71.12%
	Over Votes:	0	0.00%	0	0.00%	0	0.00%	0	0.00%
	Under Votes:	0	0.00%	0	0.00%	67	28.88%	67	28.88%
STATE REPRESENTATIVE 8th Representative District, Vote For 1									
	Jeffery R. TAYLOR	0	0.00%	0	0.00%	213	97.26%	213	97.26%
	John Ward THOMAS	0	0.00%	0	0.00%	6	2.74%	6	2.74%
	Cast Votes:	0	0.00%	0	0.00%	219	94.40%	219	94.40%
	Over Votes:	0	0.00%	0	0.00%	0	0.00%	0	0.00%
	Under Votes:	0	0.00%	0	0.00%	13	5.60%	13	5.60%

Precinct Report — Unofficial

PRESIDENTIAL PREFERENCE AND REGULAR PRIMARY — OFFICIAL BALLOT FOR CHRISTIAN COUNTY — May 17, 2016

05/19/2016 10:11 AM

Total Number of Voters : 7,148 of 0 = 0.00%

Precincts Reporting 42 of 42 = 100.00%

Party	Candidate	Absentee		Early		Election		Total	
Precinct A104 (Ballots Cast: 172)									
UNITED STATES SENATOR, Vote For 1									
	James R. GOULD	0	0.00%	0	0.00%	2	8.00%	2	8.00%
	Rand PAUL	0	0.00%	0	0.00%	23	92.00%	23	92.00%
	Stephen Howard SLAUGHTER	0	0.00%	0	0.00%	0	0.00%	0	0.00%
	Cast Votes:	0	0.00%	0	0.00%	25	100.00%	25	100.00%
	Over Votes:	0	0.00%	0	0.00%	0	0.00%	0	0.00%
	Under Votes:	0	0.00%	0	0.00%	0	0.00%	0	0.00%
UNITED STATES REPRESENTATIVE in CONGRESS 1st Congressional District, Vote For 1									
	Mike PAPE	0	0.00%	0	0.00%	22	88.00%	22	88.00%
	Miles A. CAUGHEY JR.	0	0.00%	0	0.00%	0	0.00%	0	0.00%
	Jason BATTS	0	0.00%	0	0.00%	0	0.00%	0	0.00%
	James R. COMER	0	0.00%	0	0.00%	3	12.00%	3	12.00%
	Cast Votes:	0	0.00%	0	0.00%	25	100.00%	25	100.00%
	Over Votes:	0	0.00%	0	0.00%	0	0.00%	0	0.00%
	Under Votes:	0	0.00%	0	0.00%	0	0.00%	0	0.00%
PRESIDENT of the UNITED STATES, Vote For 1									
	Martin J. O'MALLEY	0	0.00%	0	0.00%	1	0.69%	1	0.69%
	Bernard "Bernie" SANDERS	0	0.00%	0	0.00%	43	29.66%	43	29.66%
	Hillary CLINTON	0	0.00%	0	0.00%	94	64.83%	94	64.83%
	Roque Rocky DE LA FUENTE	0	0.00%	0	0.00%	0	0.00%	0	0.00%
	"UNCOMMITTED"	0	0.00%	0	0.00%	7	4.83%	7	4.83%
	Cast Votes:	0	0.00%	0	0.00%	145	98.64%	145	98.64%
	Over Votes:	0	0.00%	0	0.00%	0	0.00%	0	0.00%
	Under Votes:	0	0.00%	0	0.00%	2	1.36%	2	1.36%
UNITED STATES SENATOR, Vote For 1									
	Jim GRAY	0	0.00%	0	0.00%	60	51.28%	60	51.28%
	Rory HOULIHAN	0	0.00%	0	0.00%	6	5.13%	6	5.13%
	Jeff KENDER	0	0.00%	0	0.00%	18	15.38%	18	15.38%
	Ron LEACH	0	0.00%	0	0.00%	12	10.26%	12	10.26%
	Tom RECKTENWALD	0	0.00%	0	0.00%	5	4.27%	5	4.27%
	Grant T. SHORT	0	0.00%	0	0.00%	8	6.84%	8	6.84%
	Sellus WILDER	0	0.00%	0	0.00%	8	6.84%	8	6.84%
	Cast Votes:	0	0.00%	0	0.00%	117	79.59%	117	79.59%
	Over Votes:	0	0.00%	0	0.00%	0	0.00%	0	0.00%
	Under Votes:	0	0.00%	0	0.00%	30	20.41%	30	20.41%

Precinct Report — Unofficial

PRESIDENTIAL PREFERENCE AND REGULAR PRIMARY — OFFICIAL BALLOT FOR CHRISTIAN COUNTY — May 17, 2016

05/19/2016 10:11 AM

Total Number of Voters : 7,148 of 0 = 0.00%

Precincts Reporting 42 of 42 = 100.00%

Party	Candidate	Absentee		Early		Election		Total	
Precinct A104 (Ballots Cast: 172)									
UNITED STATES REPRESENTATIVE in CONGRESS 1st Congressional District, Vote For 1									
	Tom OSBORNE	0	0.00%	0	0.00%	77	64.71%	77	64.71%
	Samuel L. GASKINS	0	0.00%	0	0.00%	42	35.29%	42	35.29%
	Cast Votes:	0	0.00%	0	0.00%	119	80.95%	119	80.95%
	Over Votes:	0	0.00%	0	0.00%	0	0.00%	0	0.00%
	Under Votes:	0	0.00%	0	0.00%	28	19.05%	28	19.05%
STATE REPRESENTATIVE 8th Representative District, Vote For 1									
	Jeffery R. TAYLOR	0	0.00%	0	0.00%	121	85.82%	121	85.82%
	John Ward THOMAS	0	0.00%	0	0.00%	20	14.18%	20	14.18%
	Cast Votes:	0	0.00%	0	0.00%	141	95.92%	141	95.92%
	Over Votes:	0	0.00%	0	0.00%	0	0.00%	0	0.00%
	Under Votes:	0	0.00%	0	0.00%	6	4.08%	6	4.08%

Precinct Report — Unofficial

PRESIDENTIAL PREFERENCE AND REGULAR PRIMARY — OFFICIAL BALLOT FOR CHRISTIAN COUNTY — May 17, 2016

05/19/2016 10:11 AM

Total Number of Voters : 7,148 of 0 = 0.00%

Precincts Reporting 42 of 42 = 100.00%

Party	Candidate	Absentee		Early		Election		Total	
Precinct A105 (Ballots Cast: 114)									
UNITED STATES SENATOR, Vote For 1									
	James R. GOULD	0	0.00%	0	0.00%	0	0.00%	0	0.00%
	Rand PAUL	0	0.00%	0	0.00%	8	100.00%	8	100.00%
	Stephen Howard SLAUGHTER	0	0.00%	0	0.00%	0	0.00%	0	0.00%
	Cast Votes:	0	0.00%	0	0.00%	8	88.89%	8	88.89%
	Over Votes:	0	0.00%	0	0.00%	0	0.00%	0	0.00%
	Under Votes:	0	0.00%	0	0.00%	1	11.11%	1	11.11%
UNITED STATES REPRESENTATIVE in CONGRESS 1st Congressional District, Vote For 1									
	Mike PAPE	0	0.00%	0	0.00%	5	62.50%	5	62.50%
	Miles A. CAUGHEY JR.	0	0.00%	0	0.00%	0	0.00%	0	0.00%
	Jason BATTS	0	0.00%	0	0.00%	0	0.00%	0	0.00%
	James R. COMER	0	0.00%	0	0.00%	3	37.50%	3	37.50%
	Cast Votes:	0	0.00%	0	0.00%	8	88.89%	8	88.89%
	Over Votes:	0	0.00%	0	0.00%	0	0.00%	0	0.00%
	Under Votes:	0	0.00%	0	0.00%	1	11.11%	1	11.11%
PRESIDENT of the UNITED STATES, Vote For 1									
	Martin J. O'MALLEY	0	0.00%	0	0.00%	2	1.92%	2	1.92%
	Bernard "Bernie" SANDERS	0	0.00%	0	0.00%	20	19.23%	20	19.23%
	Hillary CLINTON	0	0.00%	0	0.00%	74	71.15%	74	71.15%
	Roque Rocky DE LA FUENTE	0	0.00%	0	0.00%	0	0.00%	0	0.00%
	"UNCOMMITTED"	0	0.00%	0	0.00%	8	7.69%	8	7.69%
	Cast Votes:	0	0.00%	0	0.00%	104	99.05%	104	99.05%
	Over Votes:	0	0.00%	0	0.00%	0	0.00%	0	0.00%
	Under Votes:	0	0.00%	0	0.00%	1	0.95%	1	0.95%
UNITED STATES SENATOR, Vote For 1									
	Jim GRAY	0	0.00%	0	0.00%	40	47.62%	40	47.62%
	Rory HOULIHAN	0	0.00%	0	0.00%	2	2.38%	2	2.38%
	Jeff KENDER	0	0.00%	0	0.00%	17	20.24%	17	20.24%
	Ron LEACH	0	0.00%	0	0.00%	11	13.10%	11	13.10%
	Tom RECKTENWALD	0	0.00%	0	0.00%	4	4.76%	4	4.76%
	Grant T. SHORT	0	0.00%	0	0.00%	5	5.95%	5	5.95%
	Sellus WILDER	0	0.00%	0	0.00%	5	5.95%	5	5.95%
	Cast Votes:	0	0.00%	0	0.00%	84	80.00%	84	80.00%
	Over Votes:	0	0.00%	0	0.00%	0	0.00%	0	0.00%
	Under Votes:	0	0.00%	0	0.00%	21	20.00%	21	20.00%

Precinct Report — Unofficial

PRESIDENTIAL PREFERENCE AND REGULAR PRIMARY — OFFICIAL BALLOT FOR CHRISTIAN COUNTY — May 17, 2016

05/19/2016 10:11 AM

Total Number of Voters : 7,148 of 0 = 0.00%

Precincts Reporting 42 of 42 = 100.00%

Party	Candidate	Absentee		Early		Election		Total	
Precinct A105 (Ballots Cast: 114)									
UNITED STATES REPRESENTATIVE in CONGRESS 1st Congressional District, Vote For 1									
	Tom OSBORNE	0	0.00%	0	0.00%	54	62.79%	54	62.79%
	Samuel L. GASKINS	0	0.00%	0	0.00%	32	37.21%	32	37.21%
	Cast Votes:	0	0.00%	0	0.00%	86	81.90%	86	81.90%
	Over Votes:	0	0.00%	0	0.00%	0	0.00%	0	0.00%
	Under Votes:	0	0.00%	0	0.00%	19	18.10%	19	18.10%
STATE REPRESENTATIVE 8th Representative District, Vote For 1									
	Jeffery R. TAYLOR	0	0.00%	0	0.00%	90	88.24%	90	88.24%
	John Ward THOMAS	0	0.00%	0	0.00%	12	11.76%	12	11.76%
	Cast Votes:	0	0.00%	0	0.00%	102	97.14%	102	97.14%
	Over Votes:	0	0.00%	0	0.00%	0	0.00%	0	0.00%
	Under Votes:	0	0.00%	0	0.00%	3	2.86%	3	2.86%

Precinct Report — Unofficial

PRESIDENTIAL PREFERENCE AND REGULAR PRIMARY — OFFICIAL BALLOT FOR CHRISTIAN COUNTY — May 17, 2016

05/19/2016 10:11 AM

Total Number of Voters : 7,148 of 0 = 0.00%

Precincts Reporting 42 of 42 = 100.00%

Party	Candidate	Absentee		Early		Election		Total	
Precinct B101 (Ballots Cast: 269)									
UNITED STATES SENATOR, Vote For 1									
	James R. GOULD	0	0.00%	0	0.00%	2	5.41%	2	5.41%
	Rand PAUL	0	0.00%	0	0.00%	29	78.38%	29	78.38%
	Stephen Howard SLAUGHTER	0	0.00%	0	0.00%	6	16.22%	6	16.22%
	Cast Votes:	0	0.00%	0	0.00%	37	100.00%	37	100.00%
	Over Votes:	0	0.00%	0	0.00%	0	0.00%	0	0.00%
	Under Votes:	0	0.00%	0	0.00%	0	0.00%	0	0.00%
UNITED STATES REPRESENTATIVE in CONGRESS 1st Congressional District, Vote For 1									
	Mike PAPE	0	0.00%	0	0.00%	21	58.33%	21	58.33%
	Miles A. CAUGHEY JR.	0	0.00%	0	0.00%	1	2.78%	1	2.78%
	Jason BATTS	0	0.00%	0	0.00%	3	8.33%	3	8.33%
	James R. COMER	0	0.00%	0	0.00%	11	30.56%	11	30.56%
	Cast Votes:	0	0.00%	0	0.00%	36	97.30%	36	97.30%
	Over Votes:	0	0.00%	0	0.00%	0	0.00%	0	0.00%
	Under Votes:	0	0.00%	0	0.00%	1	2.70%	1	2.70%
PRESIDENT of the UNITED STATES, Vote For 1									
	Martin J. O'MALLEY	0	0.00%	0	0.00%	2	0.87%	2	0.87%
	Bernard "Bernie" SANDERS	0	0.00%	0	0.00%	92	39.83%	92	39.83%
	Hillary CLINTON	0	0.00%	0	0.00%	118	51.08%	118	51.08%
	Roque Rocky DE LA FUENTE	0	0.00%	0	0.00%	0	0.00%	0	0.00%
	"UNCOMMITTED"	0	0.00%	0	0.00%	19	8.23%	19	8.23%
	Cast Votes:	0	0.00%	0	0.00%	231	99.57%	231	99.57%
	Over Votes:	0	0.00%	0	0.00%	0	0.00%	0	0.00%
	Under Votes:	0	0.00%	0	0.00%	1	0.43%	1	0.43%
UNITED STATES SENATOR, Vote For 1									
	Jim GRAY	0	0.00%	0	0.00%	91	49.73%	91	49.73%
	Rory HOULIHAN	0	0.00%	0	0.00%	14	7.65%	14	7.65%
	Jeff KENDER	0	0.00%	0	0.00%	21	11.48%	21	11.48%
	Ron LEACH	0	0.00%	0	0.00%	25	13.66%	25	13.66%
	Tom RECKTENWALD	0	0.00%	0	0.00%	6	3.28%	6	3.28%
	Grant T. SHORT	0	0.00%	0	0.00%	9	4.92%	9	4.92%
	Sellus WILDER	0	0.00%	0	0.00%	17	9.29%	17	9.29%
	Cast Votes:	0	0.00%	0	0.00%	183	78.88%	183	78.88%
	Over Votes:	0	0.00%	0	0.00%	0	0.00%	0	0.00%
	Under Votes:	0	0.00%	0	0.00%	49	21.12%	49	21.12%

Precinct Report — Unofficial

PRESIDENTIAL PREFERENCE AND REGULAR PRIMARY — OFFICIAL BALLOT FOR CHRISTIAN COUNTY — May 17, 2016

05/19/2016 10:11 AM

Total Number of Voters : 7,148 of 0 = 0.00%

Precincts Reporting 42 of 42 = 100.00%

Party	Candidate	Absentee		Early		Election		Total	
Precinct B101 (Ballots Cast: 269)									
UNITED STATES REPRESENTATIVE in CONGRESS 1st Congressional District, Vote For 1									
	Tom OSBORNE	0	0.00%	0	0.00%	98	54.44%	98	54.44%
	Samuel L. GASKINS	0	0.00%	0	0.00%	82	45.56%	82	45.56%
	Cast Votes:	0	0.00%	0	0.00%	180	77.59%	180	77.59%
	Over Votes:	0	0.00%	0	0.00%	0	0.00%	0	0.00%
	Under Votes:	0	0.00%	0	0.00%	52	22.41%	52	22.41%
STATE REPRESENTATIVE 8th Representative District, Vote For 1									
	Jeffery R. TAYLOR	0	0.00%	0	0.00%	177	81.94%	177	81.94%
	John Ward THOMAS	0	0.00%	0	0.00%	39	18.06%	39	18.06%
	Cast Votes:	0	0.00%	0	0.00%	216	93.10%	216	93.10%
	Over Votes:	0	0.00%	0	0.00%	0	0.00%	0	0.00%
	Under Votes:	0	0.00%	0	0.00%	16	6.90%	16	6.90%

Precinct Report — Unofficial

PRESIDENTIAL PREFERENCE AND REGULAR PRIMARY — OFFICIAL BALLOT FOR CHRISTIAN COUNTY — May 17, 2016

05/19/2016 10:11 AM

Total Number of Voters : 7,148 of 0 = 0.00%

Precincts Reporting 42 of 42 = 100.00%

Party	Candidate	Absentee		Early		Election		Total	
Precinct B102 (Ballots Cast: 277)									
UNITED STATES SENATOR, Vote For 1									
	James R. GOULD	0	0.00%	0	0.00%	7	12.96%	7	12.96%
	Rand PAUL	0	0.00%	0	0.00%	43	79.63%	43	79.63%
	Stephen Howard SLAUGHTER	0	0.00%	0	0.00%	4	7.41%	4	7.41%
	Cast Votes:	0	0.00%	0	0.00%	54	98.18%	54	98.18%
	Over Votes:	0	0.00%	0	0.00%	0	0.00%	0	0.00%
	Under Votes:	0	0.00%	0	0.00%	1	1.82%	1	1.82%
UNITED STATES REPRESENTATIVE in CONGRESS 1st Congressional District, Vote For 1									
	Mike PAPE	0	0.00%	0	0.00%	40	72.73%	40	72.73%
	Miles A. CAUGHEY JR.	0	0.00%	0	0.00%	6	10.91%	6	10.91%
	Jason BATTS	0	0.00%	0	0.00%	2	3.64%	2	3.64%
	James R. COMER	0	0.00%	0	0.00%	7	12.73%	7	12.73%
	Cast Votes:	0	0.00%	0	0.00%	55	100.00%	55	100.00%
	Over Votes:	0	0.00%	0	0.00%	0	0.00%	0	0.00%
	Under Votes:	0	0.00%	0	0.00%	0	0.00%	0	0.00%
PRESIDENT of the UNITED STATES, Vote For 1									
	Martin J. O'MALLEY	0	0.00%	0	0.00%	3	1.35%	3	1.35%
	Bernard "Bernie" SANDERS	0	0.00%	0	0.00%	69	31.08%	69	31.08%
	Hillary CLINTON	0	0.00%	0	0.00%	143	64.41%	143	64.41%
	Roque Rocky DE LA FUENTE	0	0.00%	0	0.00%	1	0.45%	1	0.45%
	"UNCOMMITTED"	0	0.00%	0	0.00%	6	2.70%	6	2.70%
	Cast Votes:	0	0.00%	0	0.00%	222	100.00%	222	100.00%
	Over Votes:	0	0.00%	0	0.00%	0	0.00%	0	0.00%
	Under Votes:	0	0.00%	0	0.00%	0	0.00%	0	0.00%
UNITED STATES SENATOR, Vote For 1									
	Jim GRAY	0	0.00%	0	0.00%	77	40.96%	77	40.96%
	Rory HOULIHAN	0	0.00%	0	0.00%	9	4.79%	9	4.79%
	Jeff KENDER	0	0.00%	0	0.00%	27	14.36%	27	14.36%
	Ron LEACH	0	0.00%	0	0.00%	33	17.55%	33	17.55%
	Tom RECKTENWALD	0	0.00%	0	0.00%	5	2.66%	5	2.66%
	Grant T. SHORT	0	0.00%	0	0.00%	19	10.11%	19	10.11%
	Sellus WILDER	0	0.00%	0	0.00%	18	9.57%	18	9.57%
	Cast Votes:	0	0.00%	0	0.00%	188	84.68%	188	84.68%
	Over Votes:	0	0.00%	0	0.00%	0	0.00%	0	0.00%
	Under Votes:	0	0.00%	0	0.00%	34	15.32%	34	15.32%

Precinct Report — Unofficial

PRESIDENTIAL PREFERENCE AND REGULAR PRIMARY — OFFICIAL BALLOT FOR CHRISTIAN COUNTY — May 17, 2016

05/19/2016 10:11 AM

Total Number of Voters : 7,148 of 0 = 0.00%

Precincts Reporting 42 of 42 = 100.00%

Party	Candidate	Absentee		Early		Election		Total	
Precinct B102 (Ballots Cast: 277)									
UNITED STATES REPRESENTATIVE in CONGRESS 1st Congressional District, Vote For 1									
	Tom OSBORNE	0	0.00%	0	0.00%	110	59.46%	110	59.46%
	Samuel L. GASKINS	0	0.00%	0	0.00%	75	40.54%	75	40.54%
	Cast Votes:	0	0.00%	0	0.00%	185	83.33%	185	83.33%
	Over Votes:	0	0.00%	0	0.00%	0	0.00%	0	0.00%
	Under Votes:	0	0.00%	0	0.00%	37	16.67%	37	16.67%

Precinct Report — Unofficial

PRESIDENTIAL PREFERENCE AND REGULAR PRIMARY — OFFICIAL BALLOT FOR CHRISTIAN COUNTY — May 17, 2016

05/19/2016 10:11 AM

Total Number of Voters : 7,148 of 0 = 0.00%

Precincts Reporting 42 of 42 = 100.00%

Party	Candidate	Absentee		Early		Election		Total	
Precinct B103 (Ballots Cast: 176)									
UNITED STATES SENATOR, Vote For 1									
	James R. GOULD	0	0.00%	0	0.00%	6	8.22%	6	8.22%
	Rand PAUL	0	0.00%	0	0.00%	65	89.04%	65	89.04%
	Stephen Howard SLAUGHTER	0	0.00%	0	0.00%	2	2.74%	2	2.74%
	Cast Votes:	0	0.00%	0	0.00%	73	97.33%	73	97.33%
	Over Votes:	0	0.00%	0	0.00%	0	0.00%	0	0.00%
	Under Votes:	0	0.00%	0	0.00%	2	2.67%	2	2.67%
UNITED STATES REPRESENTATIVE in CONGRESS 1st Congressional District, Vote For 1									
	Mike PAPE	0	0.00%	0	0.00%	44	60.27%	44	60.27%
	Miles A. CAUGHEY JR.	0	0.00%	0	0.00%	2	2.74%	2	2.74%
	Jason BATTS	0	0.00%	0	0.00%	2	2.74%	2	2.74%
	James R. COMER	0	0.00%	0	0.00%	25	34.25%	25	34.25%
	Cast Votes:	0	0.00%	0	0.00%	73	97.33%	73	97.33%
	Over Votes:	0	0.00%	0	0.00%	0	0.00%	0	0.00%
	Under Votes:	0	0.00%	0	0.00%	2	2.67%	2	2.67%
PRESIDENT of the UNITED STATES, Vote For 1									
	Martin J. O'MALLEY	0	0.00%	0	0.00%	5	5.00%	5	5.00%
	Bernard "Bernie" SANDERS	0	0.00%	0	0.00%	53	53.00%	53	53.00%
	Hillary CLINTON	0	0.00%	0	0.00%	32	32.00%	32	32.00%
	Roque Rocky DE LA FUENTE	0	0.00%	0	0.00%	1	1.00%	1	1.00%
	"UNCOMMITTED"	0	0.00%	0	0.00%	9	9.00%	9	9.00%
	Cast Votes:	0	0.00%	0	0.00%	100	99.01%	100	99.01%
	Over Votes:	0	0.00%	0	0.00%	0	0.00%	0	0.00%
	Under Votes:	0	0.00%	0	0.00%	1	0.99%	1	0.99%
UNITED STATES SENATOR, Vote For 1									
	Jim GRAY	0	0.00%	0	0.00%	39	41.94%	39	41.94%
	Rory HOULIHAN	0	0.00%	0	0.00%	9	9.68%	9	9.68%
	Jeff KENDER	0	0.00%	0	0.00%	5	5.38%	5	5.38%
	Ron LEACH	0	0.00%	0	0.00%	20	21.51%	20	21.51%
	Tom RECKTENWALD	0	0.00%	0	0.00%	2	2.15%	2	2.15%
	Grant T. SHORT	0	0.00%	0	0.00%	8	8.60%	8	8.60%
	Sellus WILDER	0	0.00%	0	0.00%	10	10.75%	10	10.75%
	Cast Votes:	0	0.00%	0	0.00%	93	92.08%	93	92.08%
	Over Votes:	0	0.00%	0	0.00%	0	0.00%	0	0.00%
	Under Votes:	0	0.00%	0	0.00%	8	7.92%	8	7.92%

Precinct Report — Unofficial

PRESIDENTIAL PREFERENCE AND REGULAR PRIMARY — OFFICIAL BALLOT FOR CHRISTIAN COUNTY — May 17, 2016

05/19/2016 10:11 AM

Total Number of Voters : 7,148 of 0 = 0.00%

Precincts Reporting 42 of 42 = 100.00%

Party	Candidate	Absentee		Early		Election		Total	
Precinct B103 (Ballots Cast: 176)									
UNITED STATES REPRESENTATIVE in CONGRESS 1st Congressional District, Vote For 1									
	Tom OSBORNE	0	0.00%	0	0.00%	58	63.74%	58	63.74%
	Samuel L. GASKINS	0	0.00%	0	0.00%	33	36.26%	33	36.26%
	Cast Votes:	0	0.00%	0	0.00%	91	90.10%	91	90.10%
	Over Votes:	0	0.00%	0	0.00%	0	0.00%	0	0.00%
	Under Votes:	0	0.00%	0	0.00%	10	9.90%	10	9.90%

Precinct Report — Unofficial

PRESIDENTIAL PREFERENCE AND REGULAR PRIMARY — OFFICIAL BALLOT FOR CHRISTIAN COUNTY — May 17, 2016

05/19/2016 10:11 AM

Total Number of Voters : 7,148 of 0 = 0.00%

Precincts Reporting 42 of 42 = 100.00%

Party	Candidate	Absentee		Early		Election		Total	
Precinct B104 (Ballots Cast: 80)									
UNITED STATES SENATOR, Vote For 1									
	James R. GOULD	0	0.00%	0	0.00%	0	0.00%	0	0.00%
	Rand PAUL	0	0.00%	0	0.00%	13	81.25%	13	81.25%
	Stephen Howard SLAUGHTER	0	0.00%	0	0.00%	3	18.75%	3	18.75%
	Cast Votes:	0	0.00%	0	0.00%	16	100.00%	16	100.00%
	Over Votes:	0	0.00%	0	0.00%	0	0.00%	0	0.00%
	Under Votes:	0	0.00%	0	0.00%	0	0.00%	0	0.00%
UNITED STATES REPRESENTATIVE in CONGRESS 1st Congressional District, Vote For 1									
	Mike PAPE	0	0.00%	0	0.00%	12	75.00%	12	75.00%
	Miles A. CAUGHEY JR.	0	0.00%	0	0.00%	2	12.50%	2	12.50%
	Jason BATTS	0	0.00%	0	0.00%	0	0.00%	0	0.00%
	James R. COMER	0	0.00%	0	0.00%	2	12.50%	2	12.50%
	Cast Votes:	0	0.00%	0	0.00%	16	100.00%	16	100.00%
	Over Votes:	0	0.00%	0	0.00%	0	0.00%	0	0.00%
	Under Votes:	0	0.00%	0	0.00%	0	0.00%	0	0.00%
PRESIDENT of the UNITED STATES, Vote For 1									
	Martin J. O'MALLEY	0	0.00%	0	0.00%	2	3.23%	2	3.23%
	Bernard "Bernie" SANDERS	0	0.00%	0	0.00%	31	50.00%	31	50.00%
	Hillary CLINTON	0	0.00%	0	0.00%	22	35.48%	22	35.48%
	Roque Rocky DE LA FUENTE	0	0.00%	0	0.00%	1	1.61%	1	1.61%
	"UNCOMMITTED"	0	0.00%	0	0.00%	6	9.68%	6	9.68%
	Cast Votes:	0	0.00%	0	0.00%	62	96.88%	62	96.88%
	Over Votes:	0	0.00%	0	0.00%	0	0.00%	0	0.00%
	Under Votes:	0	0.00%	0	0.00%	2	3.13%	2	3.13%
UNITED STATES SENATOR, Vote For 1									
	Jim GRAY	0	0.00%	0	0.00%	19	35.85%	19	35.85%
	Rory HOULIHAN	0	0.00%	0	0.00%	3	5.66%	3	5.66%
	Jeff KENDER	0	0.00%	0	0.00%	7	13.21%	7	13.21%
	Ron LEACH	0	0.00%	0	0.00%	11	20.75%	11	20.75%
	Tom RECKTENWALD	0	0.00%	0	0.00%	2	3.77%	2	3.77%
	Grant T. SHORT	0	0.00%	0	0.00%	5	9.43%	5	9.43%
	Sellus WILDER	0	0.00%	0	0.00%	6	11.32%	6	11.32%
	Cast Votes:	0	0.00%	0	0.00%	53	82.81%	53	82.81%
	Over Votes:	0	0.00%	0	0.00%	0	0.00%	0	0.00%
	Under Votes:	0	0.00%	0	0.00%	11	17.19%	11	17.19%

Precinct Report — Unofficial

PRESIDENTIAL PREFERENCE AND REGULAR PRIMARY — OFFICIAL BALLOT FOR CHRISTIAN COUNTY — May 17, 2016

05/19/2016 10:11 AM

Total Number of Voters : 7,148 of 0 = 0.00%

Precincts Reporting 42 of 42 = 100.00%

Party	Candidate	Absentee		Early		Election		Total	
Precinct B104 (Ballots Cast: 80)									
UNITED STATES REPRESENTATIVE in CONGRESS 1st Congressional District, Vote For 1									
	Tom OSBORNE	0	0.00%	0	0.00%	33	63.46%	33	63.46%
	Samuel L. GASKINS	0	0.00%	0	0.00%	19	36.54%	19	36.54%
	Cast Votes:	0	0.00%	0	0.00%	52	81.25%	52	81.25%
	Over Votes:	0	0.00%	0	0.00%	0	0.00%	0	0.00%
	Under Votes:	0	0.00%	0	0.00%	12	18.75%	12	18.75%

Precinct Report — Unofficial

PRESIDENTIAL PREFERENCE AND REGULAR PRIMARY — OFFICIAL BALLOT FOR CHRISTIAN COUNTY — May 17, 2016

05/19/2016 10:11 AM

Total Number of Voters : 7,148 of 0 = 0.00%

Precincts Reporting 42 of 42 = 100.00%

Party	Candidate	Absentee		Early		Election		Total	
Precinct C101 (Ballots Cast: 105)									
UNITED STATES SENATOR, Vote For 1									
	James R. GOULD	0	0.00%	0	0.00%	3	10.34%	3	10.34%
	Rand PAUL	0	0.00%	0	0.00%	25	86.21%	25	86.21%
	Stephen Howard SLAUGHTER	0	0.00%	0	0.00%	1	3.45%	1	3.45%
	Cast Votes:	0	0.00%	0	0.00%	29	100.00%	29	100.00%
	Over Votes:	0	0.00%	0	0.00%	0	0.00%	0	0.00%
	Under Votes:	0	0.00%	0	0.00%	0	0.00%	0	0.00%
UNITED STATES REPRESENTATIVE in CONGRESS 1st Congressional District, Vote For 1									
	Mike PAPE	0	0.00%	0	0.00%	21	72.41%	21	72.41%
	Miles A. CAUGHEY JR.	0	0.00%	0	0.00%	1	3.45%	1	3.45%
	Jason BATTS	0	0.00%	0	0.00%	1	3.45%	1	3.45%
	James R. COMER	0	0.00%	0	0.00%	6	20.69%	6	20.69%
	Cast Votes:	0	0.00%	0	0.00%	29	100.00%	29	100.00%
	Over Votes:	0	0.00%	0	0.00%	0	0.00%	0	0.00%
	Under Votes:	0	0.00%	0	0.00%	0	0.00%	0	0.00%
PRESIDENT of the UNITED STATES, Vote For 1									
	Martin J. O'MALLEY	0	0.00%	0	0.00%	1	1.32%	1	1.32%
	Bernard "Bernie" SANDERS	0	0.00%	0	0.00%	33	43.42%	33	43.42%
	Hillary CLINTON	0	0.00%	0	0.00%	37	48.68%	37	48.68%
	Roque Rocky DE LA FUENTE	0	0.00%	0	0.00%	1	1.32%	1	1.32%
	"UNCOMMITTED"	0	0.00%	0	0.00%	4	5.26%	4	5.26%
	Cast Votes:	0	0.00%	0	0.00%	76	100.00%	76	100.00%
	Over Votes:	0	0.00%	0	0.00%	0	0.00%	0	0.00%
	Under Votes:	0	0.00%	0	0.00%	0	0.00%	0	0.00%
UNITED STATES SENATOR, Vote For 1									
	Jim GRAY	0	0.00%	0	0.00%	33	51.56%	33	51.56%
	Rory HOULIHAN	0	0.00%	0	0.00%	2	3.13%	2	3.13%
	Jeff KENDER	0	0.00%	0	0.00%	4	6.25%	4	6.25%
	Ron LEACH	0	0.00%	0	0.00%	14	21.88%	14	21.88%
	Tom RECKTENWALD	0	0.00%	0	0.00%	1	1.56%	1	1.56%
	Grant T. SHORT	0	0.00%	0	0.00%	6	9.38%	6	9.38%
	Sellus WILDER	0	0.00%	0	0.00%	4	6.25%	4	6.25%
	Cast Votes:	0	0.00%	0	0.00%	64	84.21%	64	84.21%
	Over Votes:	0	0.00%	0	0.00%	0	0.00%	0	0.00%
	Under Votes:	0	0.00%	0	0.00%	12	15.79%	12	15.79%

Precinct Report — Unofficial

PRESIDENTIAL PREFERENCE AND REGULAR PRIMARY — OFFICIAL BALLOT FOR CHRISTIAN COUNTY — May 17, 2016

05/19/2016 10:11 AM

Total Number of Voters : 7,148 of 0 = 0.00%

Precincts Reporting 42 of 42 = 100.00%

Party	Candidate	Absentee		Early		Election		Total	
Precinct C101 (Ballots Cast: 105)									
UNITED STATES REPRESENTATIVE in CONGRESS 1st Congressional District, Vote For 1									
	Tom OSBORNE	0	0.00%	0	0.00%	37	56.92%	37	56.92%
	Samuel L. GASKINS	0	0.00%	0	0.00%	28	43.08%	28	43.08%
	Cast Votes:	0	0.00%	0	0.00%	65	85.53%	65	85.53%
	Over Votes:	0	0.00%	0	0.00%	0	0.00%	0	0.00%
	Under Votes:	0	0.00%	0	0.00%	11	14.47%	11	14.47%
STATE REPRESENTATIVE 8th Representative District, Vote For 1									
	Jeffery R. TAYLOR	0	0.00%	0	0.00%	47	69.12%	47	69.12%
	John Ward THOMAS	0	0.00%	0	0.00%	21	30.88%	21	30.88%
	Cast Votes:	0	0.00%	0	0.00%	68	89.47%	68	89.47%
	Over Votes:	0	0.00%	0	0.00%	0	0.00%	0	0.00%
	Under Votes:	0	0.00%	0	0.00%	8	10.53%	8	10.53%

Precinct Report — Unofficial

PRESIDENTIAL PREFERENCE AND REGULAR PRIMARY — OFFICIAL BALLOT FOR CHRISTIAN COUNTY — May 17, 2016

05/19/2016 10:11 AM

Total Number of Voters : 7,148 of 0 = 0.00%

Precincts Reporting 42 of 42 = 100.00%

Party	Candidate	Absentee		Early		Election		Total	
Precinct C102 (Ballots Cast: 114)									
UNITED STATES SENATOR, Vote For 1									
	James R. GOULD	0	0.00%	0	0.00%	3	20.00%	3	20.00%
	Rand PAUL	0	0.00%	0	0.00%	10	66.67%	10	66.67%
	Stephen Howard SLAUGHTER	0	0.00%	0	0.00%	2	13.33%	2	13.33%
	Cast Votes:	0	0.00%	0	0.00%	15	100.00%	15	100.00%
	Over Votes:	0	0.00%	0	0.00%	0	0.00%	0	0.00%
	Under Votes:	0	0.00%	0	0.00%	0	0.00%	0	0.00%
UNITED STATES REPRESENTATIVE in CONGRESS 1st Congressional District, Vote For 1									
	Mike PAPE	0	0.00%	0	0.00%	7	46.67%	7	46.67%
	Miles A. CAUGHEY JR.	0	0.00%	0	0.00%	2	13.33%	2	13.33%
	Jason BATTS	0	0.00%	0	0.00%	5	33.33%	5	33.33%
	James R. COMER	0	0.00%	0	0.00%	1	6.67%	1	6.67%
	Cast Votes:	0	0.00%	0	0.00%	15	100.00%	15	100.00%
	Over Votes:	0	0.00%	0	0.00%	0	0.00%	0	0.00%
	Under Votes:	0	0.00%	0	0.00%	0	0.00%	0	0.00%
PRESIDENT of the UNITED STATES, Vote For 1									
	Martin J. O'MALLEY	0	0.00%	0	0.00%	0	0.00%	0	0.00%
	Bernard "Bernie" SANDERS	0	0.00%	0	0.00%	19	19.19%	19	19.19%
	Hillary CLINTON	0	0.00%	0	0.00%	78	78.79%	78	78.79%
	Roque Rocky DE LA FUENTE	0	0.00%	0	0.00%	0	0.00%	0	0.00%
	"UNCOMMITTED"	0	0.00%	0	0.00%	2	2.02%	2	2.02%
	Cast Votes:	0	0.00%	0	0.00%	99	100.00%	99	100.00%
	Over Votes:	0	0.00%	0	0.00%	0	0.00%	0	0.00%
	Under Votes:	0	0.00%	0	0.00%	0	0.00%	0	0.00%
UNITED STATES SENATOR, Vote For 1									
	Jim GRAY	0	0.00%	0	0.00%	32	41.56%	32	41.56%
	Rory HOULIHAN	0	0.00%	0	0.00%	5	6.49%	5	6.49%
	Jeff KENDER	0	0.00%	0	0.00%	9	11.69%	9	11.69%
	Ron LEACH	0	0.00%	0	0.00%	13	16.88%	13	16.88%
	Tom RECKTENWALD	0	0.00%	0	0.00%	5	6.49%	5	6.49%
	Grant T. SHORT	0	0.00%	0	0.00%	6	7.79%	6	7.79%
	Sellus WILDER	0	0.00%	0	0.00%	7	9.09%	7	9.09%
	Cast Votes:	0	0.00%	0	0.00%	77	77.78%	77	77.78%
	Over Votes:	0	0.00%	0	0.00%	0	0.00%	0	0.00%
	Under Votes:	0	0.00%	0	0.00%	22	22.22%	22	22.22%

Precinct Report — Unofficial

PRESIDENTIAL PREFERENCE AND REGULAR PRIMARY — OFFICIAL BALLOT FOR CHRISTIAN COUNTY — May 17, 2016

05/19/2016 10:11 AM

Total Number of Voters : 7,148 of 0 = 0.00%

Precincts Reporting 42 of 42 = 100.00%

Party	Candidate	Absentee		Early		Election		Total	
Precinct C102 (Ballots Cast: 114)									
UNITED STATES REPRESENTATIVE in CONGRESS 1st Congressional District, Vote For 1									
	Tom OSBORNE	0	0.00%	0	0.00%	45	62.50%	45	62.50%
	Samuel L. GASKINS	0	0.00%	0	0.00%	27	37.50%	27	37.50%
	Cast Votes:	0	0.00%	0	0.00%	72	72.73%	72	72.73%
	Over Votes:	0	0.00%	0	0.00%	0	0.00%	0	0.00%
	Under Votes:	0	0.00%	0	0.00%	27	27.27%	27	27.27%
STATE REPRESENTATIVE 8th Representative District, Vote For 1									
	Jeffery R. TAYLOR	0	0.00%	0	0.00%	82	85.42%	82	85.42%
	John Ward THOMAS	0	0.00%	0	0.00%	14	14.58%	14	14.58%
	Cast Votes:	0	0.00%	0	0.00%	96	96.97%	96	96.97%
	Over Votes:	0	0.00%	0	0.00%	0	0.00%	0	0.00%
	Under Votes:	0	0.00%	0	0.00%	3	3.03%	3	3.03%

Precinct Report — Unofficial

PRESIDENTIAL PREFERENCE AND REGULAR PRIMARY — OFFICIAL BALLOT FOR CHRISTIAN COUNTY — May 17, 2016

05/19/2016 10:11 AM

Total Number of Voters : 7,148 of 0 = 0.00%

Precincts Reporting 42 of 42 = 100.00%

Party	Candidate	Absentee		Early		Election		Total	
Precinct C103 (Ballots Cast: 132)									
UNITED STATES SENATOR, Vote For 1									
	James R. GOULD	0	0.00%	0	0.00%	2	6.67%	2	6.67%
	Rand PAUL	0	0.00%	0	0.00%	28	93.33%	28	93.33%
	Stephen Howard SLAUGHTER	0	0.00%	0	0.00%	0	0.00%	0	0.00%
	Cast Votes:	0	0.00%	0	0.00%	30	90.91%	30	90.91%
	Over Votes:	0	0.00%	0	0.00%	0	0.00%	0	0.00%
	Under Votes:	0	0.00%	0	0.00%	3	9.09%	3	9.09%
UNITED STATES REPRESENTATIVE in CONGRESS 1st Congressional District, Vote For 1									
	Mike PAPE	0	0.00%	0	0.00%	19	59.38%	19	59.38%
	Miles A. CAUGHEY JR.	0	0.00%	0	0.00%	1	3.13%	1	3.13%
	Jason BATTS	0	0.00%	0	0.00%	2	6.25%	2	6.25%
	James R. COMER	0	0.00%	0	0.00%	10	31.25%	10	31.25%
	Cast Votes:	0	0.00%	0	0.00%	32	96.97%	32	96.97%
	Over Votes:	0	0.00%	0	0.00%	0	0.00%	0	0.00%
	Under Votes:	0	0.00%	0	0.00%	1	3.03%	1	3.03%
PRESIDENT of the UNITED STATES, Vote For 1									
	Martin J. O'MALLEY	0	0.00%	0	0.00%	3	3.06%	3	3.06%
	Bernard "Bernie" SANDERS	0	0.00%	0	0.00%	42	42.86%	42	42.86%
	Hillary CLINTON	0	0.00%	0	0.00%	45	45.92%	45	45.92%
	Roque Rocky DE LA FUENTE	0	0.00%	0	0.00%	1	1.02%	1	1.02%
	"UNCOMMITTED"	0	0.00%	0	0.00%	7	7.14%	7	7.14%
	Cast Votes:	0	0.00%	0	0.00%	98	98.99%	98	98.99%
	Over Votes:	0	0.00%	0	0.00%	0	0.00%	0	0.00%
	Under Votes:	0	0.00%	0	0.00%	1	1.01%	1	1.01%
UNITED STATES SENATOR, Vote For 1									
	Jim GRAY	0	0.00%	0	0.00%	46	58.97%	46	58.97%
	Rory HOULIHAN	0	0.00%	0	0.00%	2	2.56%	2	2.56%
	Jeff KENDER	0	0.00%	0	0.00%	8	10.26%	8	10.26%
	Ron LEACH	0	0.00%	0	0.00%	8	10.26%	8	10.26%
	Tom RECKTENWALD	0	0.00%	0	0.00%	1	1.28%	1	1.28%
	Grant T. SHORT	0	0.00%	0	0.00%	4	5.13%	4	5.13%
	Sellus WILDER	0	0.00%	0	0.00%	9	11.54%	9	11.54%
	Cast Votes:	0	0.00%	0	0.00%	78	78.79%	78	78.79%
	Over Votes:	0	0.00%	0	0.00%	0	0.00%	0	0.00%
	Under Votes:	0	0.00%	0	0.00%	21	21.21%	21	21.21%

Precinct Report — Unofficial

PRESIDENTIAL PREFERENCE AND REGULAR PRIMARY — OFFICIAL BALLOT FOR CHRISTIAN COUNTY — May 17, 2016

05/19/2016 10:11 AM

Total Number of Voters : 7,148 of 0 = 0.00%

Precincts Reporting 42 of 42 = 100.00%

Party	Candidate	Absentee		Early		Election		Total	
Precinct C103 (Ballots Cast: 132)									
UNITED STATES REPRESENTATIVE in CONGRESS 1st Congressional District, Vote For 1									
	Tom OSBORNE	0	0.00%	0	0.00%	59	74.68%	59	74.68%
	Samuel L. GASKINS	0	0.00%	0	0.00%	20	25.32%	20	25.32%
	Cast Votes:	0	0.00%	0	0.00%	79	79.80%	79	79.80%
	Over Votes:	0	0.00%	0	0.00%	0	0.00%	0	0.00%
	Under Votes:	0	0.00%	0	0.00%	20	20.20%	20	20.20%
STATE REPRESENTATIVE 8th Representative District, Vote For 1									
	Jeffery R. TAYLOR	0	0.00%	0	0.00%	57	64.04%	57	64.04%
	John Ward THOMAS	0	0.00%	0	0.00%	32	35.96%	32	35.96%
	Cast Votes:	0	0.00%	0	0.00%	89	89.90%	89	89.90%
	Over Votes:	0	0.00%	0	0.00%	0	0.00%	0	0.00%
	Under Votes:	0	0.00%	0	0.00%	10	10.10%	10	10.10%

Precinct Report — Unofficial

PRESIDENTIAL PREFERENCE AND REGULAR PRIMARY — OFFICIAL BALLOT FOR CHRISTIAN COUNTY — May 17, 2016

05/19/2016 10:11 AM

Total Number of Voters : 7,148 of 0 = 0.00%

Precincts Reporting 42 of 42 = 100.00%

Party	Candidate	Absentee		Early		Election		Total	
Precinct C104 (Ballots Cast: 183)									
UNITED STATES SENATOR, Vote For 1									
	James R. GOULD	0	0.00%	0	0.00%	8	11.59%	8	11.59%
	Rand PAUL	0	0.00%	0	0.00%	61	88.41%	61	88.41%
	Stephen Howard SLAUGHTER	0	0.00%	0	0.00%	0	0.00%	0	0.00%
	Cast Votes:	0	0.00%	0	0.00%	69	97.18%	69	97.18%
	Over Votes:	0	0.00%	0	0.00%	0	0.00%	0	0.00%
	Under Votes:	0	0.00%	0	0.00%	2	2.82%	2	2.82%
UNITED STATES REPRESENTATIVE in CONGRESS 1st Congressional District, Vote For 1									
	Mike PAPE	0	0.00%	0	0.00%	48	67.61%	48	67.61%
	Miles A. CAUGHEY JR.	0	0.00%	0	0.00%	3	4.23%	3	4.23%
	Jason BATTS	0	0.00%	0	0.00%	1	1.41%	1	1.41%
	James R. COMER	0	0.00%	0	0.00%	19	26.76%	19	26.76%
	Cast Votes:	0	0.00%	0	0.00%	71	100.00%	71	100.00%
	Over Votes:	0	0.00%	0	0.00%	0	0.00%	0	0.00%
	Under Votes:	0	0.00%	0	0.00%	0	0.00%	0	0.00%
PRESIDENT of the UNITED STATES, Vote For 1									
	Martin J. O'MALLEY	0	0.00%	0	0.00%	2	1.82%	2	1.82%
	Bernard "Bernie" SANDERS	0	0.00%	0	0.00%	43	39.09%	43	39.09%
	Hillary CLINTON	0	0.00%	0	0.00%	47	42.73%	47	42.73%
	Roque Rocky DE LA FUENTE	0	0.00%	0	0.00%	2	1.82%	2	1.82%
	"UNCOMMITTED"	0	0.00%	0	0.00%	16	14.55%	16	14.55%
	Cast Votes:	0	0.00%	0	0.00%	110	98.21%	110	98.21%
	Over Votes:	0	0.00%	0	0.00%	0	0.00%	0	0.00%
	Under Votes:	0	0.00%	0	0.00%	2	1.79%	2	1.79%
UNITED STATES SENATOR, Vote For 1									
	Jim GRAY	0	0.00%	0	0.00%	42	46.15%	42	46.15%
	Rory HOULIHAN	0	0.00%	0	0.00%	4	4.40%	4	4.40%
	Jeff KENDER	0	0.00%	0	0.00%	11	12.09%	11	12.09%
	Ron LEACH	0	0.00%	0	0.00%	16	17.58%	16	17.58%
	Tom RECKTENWALD	0	0.00%	0	0.00%	5	5.49%	5	5.49%
	Grant T. SHORT	0	0.00%	0	0.00%	7	7.69%	7	7.69%
	Sellus WILDER	0	0.00%	0	0.00%	6	6.59%	6	6.59%
	Cast Votes:	0	0.00%	0	0.00%	91	81.25%	91	81.25%
	Over Votes:	0	0.00%	0	0.00%	0	0.00%	0	0.00%
	Under Votes:	0	0.00%	0	0.00%	21	18.75%	21	18.75%

Precinct Report — Unofficial

PRESIDENTIAL PREFERENCE AND REGULAR PRIMARY — OFFICIAL BALLOT FOR CHRISTIAN COUNTY — May 17, 2016

05/19/2016 10:11 AM

Total Number of Voters : 7,148 of 0 = 0.00%

Precincts Reporting 42 of 42 = 100.00%

Party	Candidate	Absentee		Early		Election		Total	
Precinct C104 (Ballots Cast: 183)									
UNITED STATES REPRESENTATIVE in CONGRESS 1st Congressional District, Vote For 1									
	Tom OSBORNE	0	0.00%	0	0.00%	63	67.74%	63	67.74%
	Samuel L. GASKINS	0	0.00%	0	0.00%	30	32.26%	30	32.26%
	Cast Votes:	0	0.00%	0	0.00%	93	83.04%	93	83.04%
	Over Votes:	0	0.00%	0	0.00%	0	0.00%	0	0.00%
	Under Votes:	0	0.00%	0	0.00%	19	16.96%	19	16.96%

Precinct Report — Unofficial

PRESIDENTIAL PREFERENCE AND REGULAR PRIMARY — OFFICIAL BALLOT FOR CHRISTIAN COUNTY — May 17, 2016

05/19/2016 10:11 AM

Total Number of Voters : 7,148 of 0 = 0.00%

Precincts Reporting 42 of 42 = 100.00%

Party	Candidate	Absentee		Early		Election		Total	
Precinct C105 (Ballots Cast: 360)									
UNITED STATES SENATOR, Vote For 1									
	James R. GOULD	0	0.00%	0	0.00%	11	7.75%	11	7.75%
	Rand PAUL	0	0.00%	0	0.00%	124	87.32%	124	87.32%
	Stephen Howard SLAUGHTER	0	0.00%	0	0.00%	7	4.93%	7	4.93%
	Cast Votes:	0	0.00%	0	0.00%	142	99.30%	142	99.30%
	Over Votes:	0	0.00%	0	0.00%	0	0.00%	0	0.00%
	Under Votes:	0	0.00%	0	0.00%	1	0.70%	1	0.70%
UNITED STATES REPRESENTATIVE in CONGRESS 1st Congressional District, Vote For 1									
	Mike PAPE	0	0.00%	0	0.00%	101	70.63%	101	70.63%
	Miles A. CAUGHEY JR.	0	0.00%	0	0.00%	1	0.70%	1	0.70%
	Jason BATTS	0	0.00%	0	0.00%	6	4.20%	6	4.20%
	James R. COMER	0	0.00%	0	0.00%	35	24.48%	35	24.48%
	Cast Votes:	0	0.00%	0	0.00%	143	100.00%	143	100.00%
	Over Votes:	0	0.00%	0	0.00%	0	0.00%	0	0.00%
	Under Votes:	0	0.00%	0	0.00%	0	0.00%	0	0.00%
PRESIDENT of the UNITED STATES, Vote For 1									
	Martin J. O'MALLEY	0	0.00%	0	0.00%	6	2.79%	6	2.79%
	Bernard "Bernie" SANDERS	0	0.00%	0	0.00%	114	53.02%	114	53.02%
	Hillary CLINTON	0	0.00%	0	0.00%	60	27.91%	60	27.91%
	Roque Rocky DE LA FUENTE	0	0.00%	0	0.00%	4	1.86%	4	1.86%
	"UNCOMMITTED"	0	0.00%	0	0.00%	31	14.42%	31	14.42%
	Cast Votes:	0	0.00%	0	0.00%	215	99.08%	215	99.08%
	Over Votes:	0	0.00%	0	0.00%	0	0.00%	0	0.00%
	Under Votes:	0	0.00%	0	0.00%	2	0.92%	2	0.92%
UNITED STATES SENATOR, Vote For 1									
	Jim GRAY	0	0.00%	0	0.00%	81	47.65%	81	47.65%
	Rory HOULIHAN	0	0.00%	0	0.00%	5	2.94%	5	2.94%
	Jeff KENDER	0	0.00%	0	0.00%	21	12.35%	21	12.35%
	Ron LEACH	0	0.00%	0	0.00%	34	20.00%	34	20.00%
	Tom RECKTENWALD	0	0.00%	0	0.00%	7	4.12%	7	4.12%
	Grant T. SHORT	0	0.00%	0	0.00%	11	6.47%	11	6.47%
	Sellus WILDER	0	0.00%	0	0.00%	11	6.47%	11	6.47%
	Cast Votes:	0	0.00%	0	0.00%	170	78.34%	170	78.34%
	Over Votes:	0	0.00%	0	0.00%	0	0.00%	0	0.00%
	Under Votes:	0	0.00%	0	0.00%	47	21.66%	47	21.66%

Precinct Report — Unofficial

PRESIDENTIAL PREFERENCE AND REGULAR PRIMARY — OFFICIAL BALLOT FOR CHRISTIAN COUNTY — May 17, 2016

05/19/2016 10:11 AM

Total Number of Voters : 7,148 of 0 = 0.00%

Precincts Reporting 42 of 42 = 100.00%

Party	Candidate	Absentee		Early		Election		Total	
Precinct C105 (Ballots Cast: 360)									
UNITED STATES REPRESENTATIVE in CONGRESS 1st Congressional District, Vote For 1									
	Tom OSBORNE	0	0.00%	0	0.00%	109	63.74%	109	63.74%
	Samuel L. GASKINS	0	0.00%	0	0.00%	62	36.26%	62	36.26%
	Cast Votes:	0	0.00%	0	0.00%	171	78.80%	171	78.80%
	Over Votes:	0	0.00%	0	0.00%	0	0.00%	0	0.00%
	Under Votes:	0	0.00%	0	0.00%	46	21.20%	46	21.20%

Precinct Report — Unofficial

RESIDENTIAL PREFERENCE AND REGULAR PRIMARY — OFFICIAL BALLOT FOR CHRISTIAN COUNTY — May 17, 2016

05/19/2016 10:11 AM

Number of Voters : 7,148 of 0 = 0.00%

Precincts Reporting 42 of 42 = 100.00%

y	Candidate	Absentee		Early		Election		Total	
nct C106 (Ballots Cast: 168)									
ITED STATES SENATOR, Vote For 1									
	James R. GOULD	0	0.00%	0	0.00%	3	5.00%	3	5.00%
	Rand PAUL	0	0.00%	0	0.00%	56	93.33%	56	93.33%
	Stephen Howard SLAUGHTER	0	0.00%	0	0.00%	1	1.67%	1	1.67%
	Cast Votes:	0	0.00%	0	0.00%	60	98.36%	60	98.36%
	Over Votes:	0	0.00%	0	0.00%	0	0.00%	0	0.00%
	Under Votes:	0	0.00%	0	0.00%	1	1.64%	1	1.64%
ITED STATES REPRESENTATIVE in CONGRESS 1st Congressional District, Vote For 1									
	Mike PAPE	0	0.00%	0	0.00%	42	68.85%	42	68.85%
	Miles A. CAUGHEY JR.	0	0.00%	0	0.00%	2	3.28%	2	3.28%
	Jason BATTS	0	0.00%	0	0.00%	3	4.92%	3	4.92%
	James R. COMER	0	0.00%	0	0.00%	14	22.95%	14	22.95%
	Cast Votes:	0	0.00%	0	0.00%	61	100.00%	61	100.00%
	Over Votes:	0	0.00%	0	0.00%	0	0.00%	0	0.00%
	Under Votes:	0	0.00%	0	0.00%	0	0.00%	0	0.00%
ESIDENT of the UNITED STATES, Vote For 1									
	Martin J. O'MALLEY	0	0.00%	0	0.00%	1	0.95%	1	0.95%
	Bernard "Bernie" SANDERS	0	0.00%	0	0.00%	48	45.71%	48	45.71%
	Hillary CLINTON	0	0.00%	0	0.00%	47	44.76%	47	44.76%
	Roque Rocky DE LA FUENTE	0	0.00%	0	0.00%	0	0.00%	0	0.00%
	"UNCOMMITTED"	0	0.00%	0	0.00%	9	8.57%	9	8.57%
	Cast Votes:	0	0.00%	0	0.00%	105	98.13%	105	98.13%
	Over Votes:	0	0.00%	0	0.00%	0	0.00%	0	0.00%
	Under Votes:	0	0.00%	0	0.00%	2	1.87%	2	1.87%
TED STATES SENATOR, Vote For 1									
	Jim GRAY	0	0.00%	0	0.00%	36	40.45%	36	40.45%
	Rory HOULIHAN	0	0.00%	0	0.00%	7	7.87%	7	7.87%
	Jeff KENDER	0	0.00%	0	0.00%	6	6.74%	6	6.74%
	Ron LEACH	0	0.00%	0	0.00%	18	20.22%	18	20.22%
	Tom RECKTENWALD	0	0.00%	0	0.00%	1	1.12%	1	1.12%
	Grant T. SHORT	0	0.00%	0	0.00%	7	7.87%	7	7.87%
	Sellus WILDER	0	0.00%	0	0.00%	14	15.73%	14	15.73%
	Cast Votes:	0	0.00%	0	0.00%	89	83.18%	89	83.18%
	Over Votes:	0	0.00%	0	0.00%	0	0.00%	0	0.00%
	Under Votes:	0	0.00%	0	0.00%	18	16.82%	18	16.82%

Precinct Report — Unofficial

PRESIDENTIAL PREFERENCE AND REGULAR PRIMARY — OFFICIAL BALLOT FOR CHRISTIAN COUNTY — May 17, 2016

05/19/2016 10:11 AM

Total Number of Voters : 7,148 of 0 = 0.00%

Precincts Reporting 42 of 42 = 100.00%

Party	Candidate	Absentee		Early		Election		Total	
Precinct C106 (Ballots Cast: 168)									
UNITED STATES REPRESENTATIVE in CONGRESS 1st Congressional District, Vote For 1									
	Tom OSBORNE	0	0.00%	0	0.00%	29	31.87%	29	31.87%
	Samuel L. GASKINS	0	0.00%	0	0.00%	62	68.13%	62	68.13%
	Cast Votes:	0	0.00%	0	0.00%	91	85.05%	91	85.05%
	Over Votes:	0	0.00%	0	0.00%	0	0.00%	0	0.00%
	Under Votes:	0	0.00%	0	0.00%	16	14.95%	16	14.95%

Precinct Report — Unofficial

PRESIDENTIAL PREFERENCE AND REGULAR PRIMARY — OFFICIAL BALLOT FOR CHRISTIAN COUNTY — May 17, 2016

05/19/2016 10:11 AM

Total Number of Voters : 7,148 of 0 = 0.00%

Precincts Reporting 42 of 42 = 100.00%

Party	Candidate	Absentee		Early		Election		Total	
Precinct D101 (Ballots Cast: 231)									
UNITED STATES SENATOR, Vote For 1									
	James R. GOULD	0	0.00%	0	0.00%	4	4.88%	4	4.88%
	Rand PAUL	0	0.00%	0	0.00%	74	90.24%	74	90.24%
	Stephen Howard SLAUGHTER	0	0.00%	0	0.00%	4	4.88%	4	4.88%
	Cast Votes:	0	0.00%	0	0.00%	82	98.80%	82	98.80%
	Over Votes:	0	0.00%	0	0.00%	0	0.00%	0	0.00%
	Under Votes:	0	0.00%	0	0.00%	1	1.20%	1	1.20%
UNITED STATES REPRESENTATIVE in CONGRESS 1st Congressional District, Vote For 1									
	Mike PAPE	0	0.00%	0	0.00%	60	72.29%	60	72.29%
	Miles A. CAUGHEY JR.	0	0.00%	0	0.00%	1	1.20%	1	1.20%
	Jason BATTS	0	0.00%	0	0.00%	1	1.20%	1	1.20%
	James R. COMER	0	0.00%	0	0.00%	21	25.30%	21	25.30%
	Cast Votes:	0	0.00%	0	0.00%	83	100.00%	83	100.00%
	Over Votes:	0	0.00%	0	0.00%	0	0.00%	0	0.00%
	Under Votes:	0	0.00%	0	0.00%	0	0.00%	0	0.00%
PRESIDENT of the UNITED STATES, Vote For 1									
	Martin J. O'MALLEY	0	0.00%	0	0.00%	3	2.03%	3	2.03%
	Bernard "Bernie" SANDERS	0	0.00%	0	0.00%	64	43.24%	64	43.24%
	Hillary CLINTON	0	0.00%	0	0.00%	69	46.62%	69	46.62%
	Roque Rocky DE LA FUENTE	0	0.00%	0	0.00%	1	0.68%	1	0.68%
	"UNCOMMITTED"	0	0.00%	0	0.00%	11	7.43%	11	7.43%
	Cast Votes:	0	0.00%	0	0.00%	148	100.00%	148	100.00%
	Over Votes:	0	0.00%	0	0.00%	0	0.00%	0	0.00%
	Under Votes:	0	0.00%	0	0.00%	0	0.00%	0	0.00%
UNITED STATES SENATOR, Vote For 1									
	Jim GRAY	0	0.00%	0	0.00%	63	52.94%	63	52.94%
	Rory HOULIHAN	0	0.00%	0	0.00%	7	5.88%	7	5.88%
	Jeff KENDER	0	0.00%	0	0.00%	9	7.56%	9	7.56%
	Ron LEACH	0	0.00%	0	0.00%	16	13.45%	16	13.45%
	Tom RECKTENWALD	0	0.00%	0	0.00%	3	2.52%	3	2.52%
	Grant T. SHORT	0	0.00%	0	0.00%	10	8.40%	10	8.40%
	Sellus WILDER	0	0.00%	0	0.00%	11	9.24%	11	9.24%
	Cast Votes:	0	0.00%	0	0.00%	119	80.41%	119	80.41%
	Over Votes:	0	0.00%	0	0.00%	0	0.00%	0	0.00%
	Under Votes:	0	0.00%	0	0.00%	29	19.59%	29	19.59%

Precinct Report — Unofficial

PRESIDENTIAL PREFERENCE AND REGULAR PRIMARY — OFFICIAL BALLOT FOR CHRISTIAN COUNTY — May 17, 2016

05/19/2016 10:11 AM

Total Number of Voters : 7,148 of 0 = 0.00%

Precincts Reporting 42 of 42 = 100.00%

Party	Candidate	Absentee		Early		Election		Total	
Precinct D101 (Ballots Cast: 231)									
UNITED STATES REPRESENTATIVE in CONGRESS 1st Congressional District, Vote For 1									
	Tom OSBORNE	0	0.00%	0	0.00%	74	63.79%	74	63.79%
	Samuel L. GASKINS	0	0.00%	0	0.00%	42	36.21%	42	36.21%
	Cast Votes:	0	0.00%	0	0.00%	116	78.38%	116	78.38%
	Over Votes:	0	0.00%	0	0.00%	0	0.00%	0	0.00%
	Under Votes:	0	0.00%	0	0.00%	32	21.62%	32	21.62%
STATE REPRESENTATIVE 8th Representative District, Vote For 1									
	Jeffery R. TAYLOR	0	0.00%	0	0.00%	97	69.78%	97	69.78%
	John Ward THOMAS	0	0.00%	0	0.00%	42	30.22%	42	30.22%
	Cast Votes:	0	0.00%	0	0.00%	139	93.92%	139	93.92%
	Over Votes:	0	0.00%	0	0.00%	0	0.00%	0	0.00%
	Under Votes:	0	0.00%	0	0.00%	9	6.08%	9	6.08%

Precinct Report — Unofficial

RESIDENTIAL PREFERENCE AND REGULAR PRIMARY — OFFICIAL BALLOT FOR CHRISTIAN COUNTY — May 17, 2016

05/19/2016 10:11 AM

Number of Voters : 7,148 of 0 = 0.00%

Precincts Reporting 42 of 42 = 100.00%

rty	Candidate	Absentee		Early		Election		Total	
cinct D102 (Ballots Cast: 250)									
NITED STATES SENATOR, Vote For 1									
	James R. GOULD	0	0.00%	0	0.00%	9	7.96%	9	7.96%
	Rand PAUL	0	0.00%	0	0.00%	96	84.96%	96	84.96%
	Stephen Howard SLAUGHTER	0	0.00%	0	0.00%	8	7.08%	8	7.08%
	Cast Votes:	0	0.00%	0	0.00%	113	98.26%	113	98.26%
	Over Votes:	0	0.00%	0	0.00%	0	0.00%	0	0.00%
	Under Votes:	0	0.00%	0	0.00%	2	1.74%	2	1.74%
NITED STATES REPRESENTATIVE in CONGRESS 1st Congressional District, Vote For 1									
	Mike PAPE	0	0.00%	0	0.00%	90	78.26%	90	78.26%
	Miles A. CAUGHEY JR.	0	0.00%	0	0.00%	6	5.22%	6	5.22%
	Jason BATTS	0	0.00%	0	0.00%	2	1.74%	2	1.74%
	James R. COMER	0	0.00%	0	0.00%	17	14.78%	17	14.78%
	Cast Votes:	0	0.00%	0	0.00%	115	100.00%	115	100.00%
	Over Votes:	0	0.00%	0	0.00%	0	0.00%	0	0.00%
	Under Votes:	0	0.00%	0	0.00%	0	0.00%	0	0.00%
RESIDENT of the UNITED STATES, Vote For 1									
	Martin J. O'MALLEY	0	0.00%	0	0.00%	3	2.26%	3	2.26%
	Bernard "Bernie" SANDERS	0	0.00%	0	0.00%	59	44.36%	59	44.36%
	Hillary CLINTON	0	0.00%	0	0.00%	56	42.11%	56	42.11%
	Roque Rocky DE LA FUENTE	0	0.00%	0	0.00%	1	0.75%	1	0.75%
	"UNCOMMITTED"	0	0.00%	0	0.00%	14	10.53%	14	10.53%
	Cast Votes:	0	0.00%	0	0.00%	133	98.52%	133	98.52%
	Over Votes:	0	0.00%	0	0.00%	0	0.00%	0	0.00%
	Under Votes:	0	0.00%	0	0.00%	2	1.48%	2	1.48%
NITED STATES SENATOR, Vote For 1									
	Jim GRAY	0	0.00%	0	0.00%	61	53.51%	61	53.51%
	Rory HOULIHAN	0	0.00%	0	0.00%	9	7.89%	9	7.89%
	Jeff KENDER	0	0.00%	0	0.00%	11	9.65%	11	9.65%
	Ron LEACH	0	0.00%	0	0.00%	12	10.53%	12	10.53%
	Tom RECKTENWALD	0	0.00%	0	0.00%	4	3.51%	4	3.51%
	Grant T. SHORT	0	0.00%	0	0.00%	10	8.77%	10	8.77%
	Sellus WILDER	0	0.00%	0	0.00%	7	6.14%	7	6.14%
	Cast Votes:	0	0.00%	0	0.00%	114	84.44%	114	84.44%
	Over Votes:	0	0.00%	0	0.00%	0	0.00%	0	0.00%
	Under Votes:	0	0.00%	0	0.00%	21	15.56%	21	15.56%

Precinct Report — Unofficial

PRESIDENTIAL PREFERENCE AND REGULAR PRIMARY — OFFICIAL BALLOT FOR CHRISTIAN COUNTY — May 17, 2016

05/19/2016 10:11 AM

Total Number of Voters : 7,148 of 0 = 0.00%

Precincts Reporting 42 of 42 = 100.00%

Party	Candidate	Absentee		Early		Election		Total	
Precinct D102 (Ballots Cast: 250)									
UNITED STATES REPRESENTATIVE in CONGRESS 1st Congressional District, Vote For 1									
	Tom OSBORNE	0	0.00%	0	0.00%	77	63.64%	77	63.64%
	Samuel L. GASKINS	0	0.00%	0	0.00%	44	36.36%	44	36.36%
	Cast Votes:	0	0.00%	0	0.00%	121	89.63%	121	89.63%
	Over Votes:	0	0.00%	0	0.00%	0	0.00%	0	0.00%
	Under Votes:	0	0.00%	0	0.00%	14	10.37%	14	10.37%

Precinct Report — Unofficial

PRESIDENTIAL PREFERENCE AND REGULAR PRIMARY — OFFICIAL BALLOT FOR CHRISTIAN COUNTY — May 17, 2016

05/19/2016 10:11 AM

Number of Voters : 7,148 of 0 = 0.00%

Precincts Reporting 42 of 42 = 100.00%

arty	Candidate	Absentee		Early		Election		Total	
cinct D103 (Ballots Cast: 252)									
NITED STATES SENATOR, Vote For 1									
	James R. GOULD	0	0.00%	0	0.00%	6	5.36%	6	5.36%
	Rand PAUL	0	0.00%	0	0.00%	102	91.07%	102	91.07%
	Stephen Howard SLAUGHTER	0	0.00%	0	0.00%	4	3.57%	4	3.57%
	Cast Votes:	0	0.00%	0	0.00%	112	100.00%	112	100.00%
	Over Votes:	0	0.00%	0	0.00%	0	0.00%	0	0.00%
	Under Votes:	0	0.00%	0	0.00%	0	0.00%	0	0.00%
NITED STATES REPRESENTATIVE in CONGRESS 1st Congressional District, Vote For 1									
	Mike PAPE	0	0.00%	0	0.00%	89	79.46%	89	79.46%
	Miles A. CAUGHEY JR.	0	0.00%	0	0.00%	2	1.79%	2	1.79%
	Jason BATTS	0	0.00%	0	0.00%	6	5.36%	6	5.36%
	James R. COMER	0	0.00%	0	0.00%	15	13.39%	15	13.39%
	Cast Votes:	0	0.00%	0	0.00%	112	100.00%	112	100.00%
	Over Votes:	0	0.00%	0	0.00%	0	0.00%	0	0.00%
	Under Votes:	0	0.00%	0	0.00%	0	0.00%	0	0.00%
RESIDENT of the UNITED STATES, Vote For 1									
	Martin J. O'MALLEY	0	0.00%	0	0.00%	3	2.16%	3	2.16%
	Bernard "Bernie" SANDERS	0	0.00%	0	0.00%	57	41.01%	57	41.01%
	Hillary CLINTON	0	0.00%	0	0.00%	66	47.48%	66	47.48%
	Roque Rocky DE LA FUENTE	0	0.00%	0	0.00%	1	0.72%	1	0.72%
	"UNCOMMITTED"	0	0.00%	0	0.00%	12	8.63%	12	8.63%
	Cast Votes:	0	0.00%	0	0.00%	139	99.29%	139	99.29%
	Over Votes:	0	0.00%	0	0.00%	0	0.00%	0	0.00%
	Under Votes:	0	0.00%	0	0.00%	1	0.71%	1	0.71%
NITED STATES SENATOR, Vote For 1									
	Jim GRAY	0	0.00%	0	0.00%	71	62.28%	71	62.28%
	Rory HOULIHAN	0	0.00%	0	0.00%	2	1.75%	2	1.75%
	Jeff KENDER	0	0.00%	0	0.00%	12	10.53%	12	10.53%
	Ron LEACH	0	0.00%	0	0.00%	16	14.04%	16	14.04%
	Tom RECKTENWALD	0	0.00%	0	0.00%	4	3.51%	4	3.51%
	Grant T. SHORT	0	0.00%	0	0.00%	2	1.75%	2	1.75%
	Sellus WILDER	0	0.00%	0	0.00%	7	6.14%	7	6.14%
	Cast Votes:	0	0.00%	0	0.00%	114	81.43%	114	81.43%
	Over Votes:	0	0.00%	0	0.00%	0	0.00%	0	0.00%
	Under Votes:	0	0.00%	0	0.00%	26	18.57%	26	18.57%

Precinct Report — Unofficial

PRESIDENTIAL PREFERENCE AND REGULAR PRIMARY — OFFICIAL BALLOT FOR CHRISTIAN COUNTY — May 17, 2016

05/19/2016 10:11 AM

Total Number of Voters : 7,148 of 0 = 0.00%

Precincts Reporting 42 of 42 = 100.00%

Party	Candidate	Absentee		Early		Election		Total	
Precinct D103 (Ballots Cast: 252)									
UNITED STATES REPRESENTATIVE in CONGRESS 1st Congressional District, Vote For 1									
	Tom OSBORNE	0	0.00%	0	0.00%	70	62.50%	70	62.50%
	Samuel L. GASKINS	0	0.00%	0	0.00%	42	37.50%	42	37.50%
	Cast Votes:	0	0.00%	0	0.00%	112	80.00%	112	80.00%
	Over Votes:	0	0.00%	0	0.00%	0	0.00%	0	0.00%
	Under Votes:	0	0.00%	0	0.00%	28	20.00%	28	20.00%
STATE REPRESENTATIVE 8th Representative District, Vote For 1									
	Jeffery R. TAYLOR	0	0.00%	0	0.00%	98	74.24%	98	74.24%
	John Ward THOMAS	0	0.00%	0	0.00%	34	25.76%	34	25.76%
	Cast Votes:	0	0.00%	0	0.00%	132	94.29%	132	94.29%
	Over Votes:	0	0.00%	0	0.00%	0	0.00%	0	0.00%
	Under Votes:	0	0.00%	0	0.00%	8	5.71%	8	5.71%

Precinct Report — Unofficial

PRESIDENTIAL PREFERENCE AND REGULAR PRIMARY — OFFICIAL BALLOT FOR CHRISTIAN COUNTY — May 17, 2016

05/19/2016 10:11 AM

Total Number of Voters : 7,148 of 0 = 0.00%

Precincts Reporting 42 of 42 = 100.00%

Party	Candidate	Absentee		Early		Election		Total	
Precinct D104 (Ballots Cast: 129)									
UNITED STATES SENATOR, Vote For 1									
	James R. GOULD	0	0.00%	0	0.00%	1	1.43%	1	1.43%
	Rand PAUL	0	0.00%	0	0.00%	68	97.14%	68	97.14%
	Stephen Howard SLAUGHTER	0	0.00%	0	0.00%	1	1.43%	1	1.43%
	Cast Votes:	0	0.00%	0	0.00%	70	100.00%	70	100.00%
	Over Votes:	0	0.00%	0	0.00%	0	0.00%	0	0.00%
	Under Votes:	0	0.00%	0	0.00%	0	0.00%	0	0.00%
UNITED STATES REPRESENTATIVE in CONGRESS 1st Congressional District, Vote For 1									
	Mike PAPE	0	0.00%	0	0.00%	49	70.00%	49	70.00%
	Miles A. CAUGHEY JR.	0	0.00%	0	0.00%	3	4.29%	3	4.29%
	Jason BATTS	0	0.00%	0	0.00%	2	2.86%	2	2.86%
	James R. COMER	0	0.00%	0	0.00%	16	22.86%	16	22.86%
	Cast Votes:	0	0.00%	0	0.00%	70	100.00%	70	100.00%
	Over Votes:	0	0.00%	0	0.00%	0	0.00%	0	0.00%
	Under Votes:	0	0.00%	0	0.00%	0	0.00%	0	0.00%
PRESIDENT of the UNITED STATES, Vote For 1									
	Martin J. O'MALLEY	0	0.00%	0	0.00%	1	1.69%	1	1.69%
	Bernard "Bernie" SANDERS	0	0.00%	0	0.00%	35	59.32%	35	59.32%
	Hillary CLINTON	0	0.00%	0	0.00%	14	23.73%	14	23.73%
	Roque Rocky DE LA FUENTE	0	0.00%	0	0.00%	0	0.00%	0	0.00%
	"UNCOMMITTED"	0	0.00%	0	0.00%	9	15.25%	9	15.25%
	Cast Votes:	0	0.00%	0	0.00%	59	100.00%	59	100.00%
	Over Votes:	0	0.00%	0	0.00%	0	0.00%	0	0.00%
	Under Votes:	0	0.00%	0	0.00%	0	0.00%	0	0.00%
UNITED STATES SENATOR, Vote For 1									
	Jim GRAY	0	0.00%	0	0.00%	22	44.00%	22	44.00%
	Rory HOULIHAN	0	0.00%	0	0.00%	2	4.00%	2	4.00%
	Jeff KENDER	0	0.00%	0	0.00%	5	10.00%	5	10.00%
	Ron LEACH	0	0.00%	0	0.00%	14	28.00%	14	28.00%
	Tom RECKTENWALD	0	0.00%	0	0.00%	4	8.00%	4	8.00%
	Grant T. SHORT	0	0.00%	0	0.00%	0	0.00%	0	0.00%
	Sellus WILDER	0	0.00%	0	0.00%	3	6.00%	3	6.00%
	Cast Votes:	0	0.00%	0	0.00%	50	84.75%	50	84.75%
	Over Votes:	0	0.00%	0	0.00%	0	0.00%	0	0.00%
	Under Votes:	0	0.00%	0	0.00%	9	15.25%	9	15.25%

Precinct Report — Unofficial

PRESIDENTIAL PREFERENCE AND REGULAR PRIMARY — OFFICIAL BALLOT FOR CHRISTIAN COUNTY — May 17, 2016

05/19/2016 10:11 AM

Total Number of Voters : 7,148 of 0 = 0.00%

Precincts Reporting 42 of 42 = 100.00%

Party	Candidate	Absentee		Early		Election		Total	
Precinct D104 (Ballots Cast: 129)									
UNITED STATES REPRESENTATIVE in CONGRESS 1st Congressional District, Vote For 1									
	Tom OSBORNE	0	0.00%	0	0.00%	31	60.78%	31	60.78%
	Samuel L. GASKINS	0	0.00%	0	0.00%	20	39.22%	20	39.22%
	Cast Votes:	0	0.00%	0	0.00%	51	86.44%	51	86.44%
	Over Votes:	0	0.00%	0	0.00%	0	0.00%	0	0.00%
	Under Votes:	0	0.00%	0	0.00%	8	13.56%	8	13.56%

Precinct Report — Unofficial

PRESIDENTIAL PREFERENCE AND REGULAR PRIMARY — OFFICIAL BALLOT FOR CHRISTIAN COUNTY — May 17, 2016

05/19/2016 10:11 AM

Total Number of Voters : 7,148 of 0 = 0.00%

Precincts Reporting 42 of 42 = 100.00%

Party	Candidate	Absentee		Early		Election		Total	
Precinct D105 (Ballots Cast: 75)									
UNITED STATES SENATOR, Vote For 1									
	James R. GOULD	0	0.00%	0	0.00%	0	0.00%	0	0.00%
	Rand PAUL	0	0.00%	0	0.00%	26	100.00%	26	100.00%
	Stephen Howard SLAUGHTER	0	0.00%	0	0.00%	0	0.00%	0	0.00%
	Cast Votes:	0	0.00%	0	0.00%	26	92.86%	26	92.86%
	Over Votes:	0	0.00%	0	0.00%	0	0.00%	0	0.00%
	Under Votes:	0	0.00%	0	0.00%	2	7.14%	2	7.14%
UNITED STATES REPRESENTATIVE in CONGRESS 1st Congressional District, Vote For 1									
	Mike PAPE	0	0.00%	0	0.00%	19	67.86%	19	67.86%
	Miles A. CAUGHEY JR.	0	0.00%	0	0.00%	1	3.57%	1	3.57%
	Jason BATTS	0	0.00%	0	0.00%	3	10.71%	3	10.71%
	James R. COMER	0	0.00%	0	0.00%	5	17.86%	5	17.86%
	Cast Votes:	0	0.00%	0	0.00%	28	100.00%	28	100.00%
	Over Votes:	0	0.00%	0	0.00%	0	0.00%	0	0.00%
	Under Votes:	0	0.00%	0	0.00%	0	0.00%	0	0.00%
PRESIDENT of the UNITED STATES, Vote For 1									
	Martin J. O'MALLEY	0	0.00%	0	0.00%	0	0.00%	0	0.00%
	Bernard "Bernie" SANDERS	0	0.00%	0	0.00%	26	55.32%	26	55.32%
	Hillary CLINTON	0	0.00%	0	0.00%	13	27.66%	13	27.66%
	Roque Rocky DE LA FUENTE	0	0.00%	0	0.00%	0	0.00%	0	0.00%
	"UNCOMMITTED"	0	0.00%	0	0.00%	8	17.02%	8	17.02%
	Cast Votes:	0	0.00%	0	0.00%	47	100.00%	47	100.00%
	Over Votes:	0	0.00%	0	0.00%	0	0.00%	0	0.00%
	Under Votes:	0	0.00%	0	0.00%	0	0.00%	0	0.00%
UNITED STATES SENATOR, Vote For 1									
	Jim GRAY	0	0.00%	0	0.00%	19	61.29%	19	61.29%
	Rory HOULIHAN	0	0.00%	0	0.00%	3	9.68%	3	9.68%
	Jeff KENDER	0	0.00%	0	0.00%	2	6.45%	2	6.45%
	Ron LEACH	0	0.00%	0	0.00%	2	6.45%	2	6.45%
	Tom RECKTENWALD	0	0.00%	0	0.00%	3	9.68%	3	9.68%
	Grant T. SHORT	0	0.00%	0	0.00%	2	6.45%	2	6.45%
	Sellus WILDER	0	0.00%	0	0.00%	0	0.00%	0	0.00%
	Cast Votes:	0	0.00%	0	0.00%	31	65.96%	31	65.96%
	Over Votes:	0	0.00%	0	0.00%	0	0.00%	0	0.00%
	Under Votes:	0	0.00%	0	0.00%	16	34.04%	16	34.04%

Precinct Report — Unofficial

PRESIDENTIAL PREFERENCE AND REGULAR PRIMARY — OFFICIAL BALLOT FOR CHRISTIAN COUNTY — May 17, 2016

05/19/2016 10:11 AM

Total Number of Voters : 7,148 of 0 = 0.00%

Precincts Reporting 42 of 42 = 100.00%

Party	Candidate	Absentee		Early		Election		Total	
Precinct D105 (Ballots Cast: 75)									
UNITED STATES REPRESENTATIVE in CONGRESS 1st Congressional District, Vote For 1									
	Tom OSBORNE	0	0.00%	0	0.00%	21	63.64%	21	63.64%
	Samuel L. GASKINS	0	0.00%	0	0.00%	12	36.36%	12	36.36%
	Cast Votes:	0	0.00%	0	0.00%	33	70.21%	33	70.21%
	Over Votes:	0	0.00%	0	0.00%	0	0.00%	0	0.00%
	Under Votes:	0	0.00%	0	0.00%	14	29.79%	14	29.79%
STATE REPRESENTATIVE 8th Representative District, Vote For 1									
	Jeffery R. TAYLOR	0	0.00%	0	0.00%	26	65.00%	26	65.00%
	John Ward THOMAS	0	0.00%	0	0.00%	14	35.00%	14	35.00%
	Cast Votes:	0	0.00%	0	0.00%	40	85.11%	40	85.11%
	Over Votes:	0	0.00%	0	0.00%	0	0.00%	0	0.00%
	Under Votes:	0	0.00%	0	0.00%	7	14.89%	7	14.89%

Precinct Report — Unofficial

PRESIDENTIAL PREFERENCE AND REGULAR PRIMARY — OFFICIAL BALLOT FOR CHRISTIAN COUNTY — May 17, 2016

05/19/2016 10:11 AM

Total Number of Voters : 7,148 of 0 = 0.00%

Precincts Reporting 42 of 42 = 100.00%

Party	Candidate	Absentee		Early		Election		Total	
Precinct D106 (Ballots Cast: 99)									
UNITED STATES SENATOR, Vote For 1									
	James R. GOULD	0	0.00%	0	0.00%	2	4.35%	2	4.35%
	Rand PAUL	0	0.00%	0	0.00%	44	95.65%	44	95.65%
	Stephen Howard SLAUGHTER	0	0.00%	0	0.00%	0	0.00%	0	0.00%
	Cast Votes:	0	0.00%	0	0.00%	46	97.87%	46	97.87%
	Over Votes:	0	0.00%	0	0.00%	0	0.00%	0	0.00%
	Under Votes:	0	0.00%	0	0.00%	1	2.13%	1	2.13%
UNITED STATES REPRESENTATIVE in CONGRESS 1st Congressional District, Vote For 1									
	Mike PAPE	0	0.00%	0	0.00%	30	63.83%	30	63.83%
	Miles A. CAUGHEY JR.	0	0.00%	0	0.00%	1	2.13%	1	2.13%
	Jason BATTS	0	0.00%	0	0.00%	2	4.26%	2	4.26%
	James R. COMER	0	0.00%	0	0.00%	14	29.79%	14	29.79%
	Cast Votes:	0	0.00%	0	0.00%	47	100.00%	47	100.00%
	Over Votes:	0	0.00%	0	0.00%	0	0.00%	0	0.00%
	Under Votes:	0	0.00%	0	0.00%	0	0.00%	0	0.00%
PRESIDENT of the UNITED STATES, Vote For 1									
	Martin J. O'MALLEY	0	0.00%	0	0.00%	1	1.96%	1	1.96%
	Bernard "Bernie" SANDERS	0	0.00%	0	0.00%	34	66.67%	34	66.67%
	Hillary CLINTON	0	0.00%	0	0.00%	11	21.57%	11	21.57%
	Roque Rocky DE LA FUENTE	0	0.00%	0	0.00%	0	0.00%	0	0.00%
	"UNCOMMITTED"	0	0.00%	0	0.00%	5	9.80%	5	9.80%
	Cast Votes:	0	0.00%	0	0.00%	51	98.08%	51	98.08%
	Over Votes:	0	0.00%	0	0.00%	0	0.00%	0	0.00%
	Under Votes:	0	0.00%	0	0.00%	1	1.92%	1	1.92%
UNITED STATES SENATOR, Vote For 1									
	Jim GRAY	0	0.00%	0	0.00%	16	40.00%	16	40.00%
	Rory HOULIHAN	0	0.00%	0	0.00%	1	2.50%	1	2.50%
	Jeff KENDER	0	0.00%	0	0.00%	6	15.00%	6	15.00%
	Ron LEACH	0	0.00%	0	0.00%	7	17.50%	7	17.50%
	Tom RECKTENWALD	0	0.00%	0	0.00%	2	5.00%	2	5.00%
	Grant T. SHORT	0	0.00%	0	0.00%	5	12.50%	5	12.50%
	Sellus WILDER	0	0.00%	0	0.00%	3	7.50%	3	7.50%
	Cast Votes:	0	0.00%	0	0.00%	40	76.92%	40	76.92%
	Over Votes:	0	0.00%	0	0.00%	0	0.00%	0	0.00%
	Under Votes:	0	0.00%	0	0.00%	12	23.08%	12	23.08%

Precinct Report — Unofficial

PRESIDENTIAL PREFERENCE AND REGULAR PRIMARY — OFFICIAL BALLOT FOR CHRISTIAN COUNTY — May 17, 2016

05/19/2016 10:11 AM

Total Number of Voters : 7,148 of 0 = 0.00%

Precincts Reporting 42 of 42 = 100.00%

Party	Candidate	Absentee		Early		Election		Total	
Precinct D106 (Ballots Cast: 99)									
UNITED STATES REPRESENTATIVE in CONGRESS 1st Congressional District, Vote For 1									
	Tom OSBORNE	0	0.00%	0	0.00%	19	44.19%	19	44.19%
	Samuel L. GASKINS	0	0.00%	0	0.00%	24	55.81%	24	55.81%
	Cast Votes:	0	0.00%	0	0.00%	43	82.69%	43	82.69%
	Over Votes:	0	0.00%	0	0.00%	0	0.00%	0	0.00%
	Under Votes:	0	0.00%	0	0.00%	9	17.31%	9	17.31%
STATE REPRESENTATIVE 8th Representative District, Vote For 1									
	Jeffery R. TAYLOR	0	0.00%	0	0.00%	31	62.00%	31	62.00%
	John Ward THOMAS	0	0.00%	0	0.00%	19	38.00%	19	38.00%
	Cast Votes:	0	0.00%	0	0.00%	50	96.15%	50	96.15%
	Over Votes:	0	0.00%	0	0.00%	0	0.00%	0	0.00%
	Under Votes:	0	0.00%	0	0.00%	2	3.85%	2	3.85%

Precinct Report — Unofficial

PRESIDENTIAL PREFERENCE AND REGULAR PRIMARY — OFFICIAL BALLOT FOR CHRISTIAN COUNTY — May 17, 2016

05/19/2016 10:11 AM

Total Number of Voters : 7,148 of 0 = 0.00%

Precincts Reporting 42 of 42 = 100.00%

Party	Candidate	Absentee		Early		Election		Total	
Precinct D107 (Ballots Cast: 300)									
UNITED STATES SENATOR, Vote For 1									
	James R. GOULD	0	0.00%	0	0.00%	5	4.72%	5	4.72%
	Rand PAUL	0	0.00%	0	0.00%	96	90.57%	96	90.57%
	Stephen Howard SLAUGHTER	0	0.00%	0	0.00%	5	4.72%	5	4.72%
	Cast Votes:	0	0.00%	0	0.00%	106	100.00%	106	100.00%
	Over Votes:	0	0.00%	0	0.00%	0	0.00%	0	0.00%
	Under Votes:	0	0.00%	0	0.00%	0	0.00%	0	0.00%
UNITED STATES REPRESENTATIVE in CONGRESS 1st Congressional District, Vote For 1									
	Mike PAPE	0	0.00%	0	0.00%	86	81.90%	86	81.90%
	Miles A. CAUGHEY JR.	0	0.00%	0	0.00%	0	0.00%	0	0.00%
	Jason BATTS	0	0.00%	0	0.00%	3	2.86%	3	2.86%
	James R. COMER	0	0.00%	0	0.00%	16	15.24%	16	15.24%
	Cast Votes:	0	0.00%	0	0.00%	105	99.06%	105	99.06%
	Over Votes:	0	0.00%	0	0.00%	0	0.00%	0	0.00%
	Under Votes:	0	0.00%	0	0.00%	1	0.94%	1	0.94%
PRESIDENT of the UNITED STATES, Vote For 1									
	Martin J. O'MALLEY	0	0.00%	0	0.00%	3	1.56%	3	1.56%
	Bernard "Bernie" SANDERS	0	0.00%	0	0.00%	83	43.23%	83	43.23%
	Hillary CLINTON	0	0.00%	0	0.00%	89	46.35%	89	46.35%
	Roque Rocky DE LA FUENTE	0	0.00%	0	0.00%	1	0.52%	1	0.52%
	"UNCOMMITTED"	0	0.00%	0	0.00%	16	8.33%	16	8.33%
	Cast Votes:	0	0.00%	0	0.00%	192	98.97%	192	98.97%
	Over Votes:	0	0.00%	0	0.00%	0	0.00%	0	0.00%
	Under Votes:	0	0.00%	0	0.00%	2	1.03%	2	1.03%
UNITED STATES SENATOR, Vote For 1									
	Jim GRAY	0	0.00%	0	0.00%	88	59.86%	88	59.86%
	Rory HOULIHAN	0	0.00%	0	0.00%	4	2.72%	4	2.72%
	Jeff KENDER	0	0.00%	0	0.00%	9	6.12%	9	6.12%
	Ron LEACH	0	0.00%	0	0.00%	18	12.24%	18	12.24%
	Tom RECKTENWALD	0	0.00%	0	0.00%	7	4.76%	7	4.76%
	Grant T. SHORT	0	0.00%	0	0.00%	8	5.44%	8	5.44%
	Sellus WILDER	0	0.00%	0	0.00%	13	8.84%	13	8.84%
	Cast Votes:	0	0.00%	0	0.00%	147	75.77%	147	75.77%
	Over Votes:	0	0.00%	0	0.00%	0	0.00%	0	0.00%
	Under Votes:	0	0.00%	0	0.00%	47	24.23%	47	24.23%

Precinct Report — Unofficial

PRESIDENTIAL PREFERENCE AND REGULAR PRIMARY — OFFICIAL BALLOT FOR CHRISTIAN COUNTY — May 17, 2016

05/19/2016 10:11 AM

Total Number of Voters : 7,148 of 0 = 0.00%

Precincts Reporting 42 of 42 = 100.00%

Party	Candidate	Absentee		Early		Election		Total	
Precinct D107 (Ballots Cast: 300)									
UNITED STATES REPRESENTATIVE in CONGRESS 1st Congressional District, Vote For 1									
	Tom OSBORNE	0	0.00%	0	0.00%	88	61.54%	88	61.54%
	Samuel L. GASKINS	0	0.00%	0	0.00%	55	38.46%	55	38.46%
	Cast Votes:	0	0.00%	0	0.00%	143	73.71%	143	73.71%
	Over Votes:	0	0.00%	0	0.00%	0	0.00%	0	0.00%
	Under Votes:	0	0.00%	0	0.00%	51	26.29%	51	26.29%
STATE REPRESENTATIVE 8th Representative District, Vote For 1									
	Jeffery R. TAYLOR	0	0.00%	0	0.00%	136	78.61%	136	78.61%
	John Ward THOMAS	0	0.00%	0	0.00%	37	21.39%	37	21.39%
	Cast Votes:	0	0.00%	0	0.00%	173	89.18%	173	89.18%
	Over Votes:	0	0.00%	0	0.00%	1	0.52%	1	0.52%
	Under Votes:	0	0.00%	0	0.00%	20	10.31%	20	10.31%

Precinct Report — Unofficial

PRESIDENTIAL PREFERENCE AND REGULAR PRIMARY — OFFICIAL BALLOT FOR CHRISTIAN COUNTY — May 17, 2016

05/19/2016 10:11 AM

Total Number of Voters : 7,148 of 0 = 0.00%

Precincts Reporting 42 of 42 = 100.00%

Party	Candidate	Absentee		Early		Election		Total	
Precinct E101 (Ballots Cast: 130)									
UNITED STATES SENATOR, Vote For 1									
	James R. GOULD	0	0.00%	0	0.00%	0	0.00%	0	0.00%
	Rand PAUL	0	0.00%	0	0.00%	29	96.67%	29	96.67%
	Stephen Howard SLAUGHTER	0	0.00%	0	0.00%	1	3.33%	1	3.33%
	Cast Votes:	0	0.00%	0	0.00%	30	100.00%	30	100.00%
	Over Votes:	0	0.00%	0	0.00%	0	0.00%	0	0.00%
	Under Votes:	0	0.00%	0	0.00%	0	0.00%	0	0.00%
UNITED STATES REPRESENTATIVE in CONGRESS 1st Congressional District, Vote For 1									
	Mike PAPE	0	0.00%	0	0.00%	26	86.67%	26	86.67%
	Miles A. CAUGHEY JR.	0	0.00%	0	0.00%	0	0.00%	0	0.00%
	Jason BATTS	0	0.00%	0	0.00%	0	0.00%	0	0.00%
	James R. COMER	0	0.00%	0	0.00%	4	13.33%	4	13.33%
	Cast Votes:	0	0.00%	0	0.00%	30	100.00%	30	100.00%
	Over Votes:	0	0.00%	0	0.00%	0	0.00%	0	0.00%
	Under Votes:	0	0.00%	0	0.00%	0	0.00%	0	0.00%
PRESIDENT of the UNITED STATES, Vote For 1									
	Martin J. O'MALLEY	0	0.00%	0	0.00%	1	1.00%	1	1.00%
	Bernard "Bernie" SANDERS	0	0.00%	0	0.00%	28	28.00%	28	28.00%
	Hillary CLINTON	0	0.00%	0	0.00%	69	69.00%	69	69.00%
	Roque Rocky DE LA FUENTE	0	0.00%	0	0.00%	0	0.00%	0	0.00%
	"UNCOMMITTED"	0	0.00%	0	0.00%	2	2.00%	2	2.00%
	Cast Votes:	0	0.00%	0	0.00%	100	100.00%	100	100.00%
	Over Votes:	0	0.00%	0	0.00%	0	0.00%	0	0.00%
	Under Votes:	0	0.00%	0	0.00%	0	0.00%	0	0.00%
UNITED STATES SENATOR, Vote For 1									
	Jim GRAY	0	0.00%	0	0.00%	48	61.54%	48	61.54%
	Rory HOULIHAN	0	0.00%	0	0.00%	3	3.85%	3	3.85%
	Jeff KENDER	0	0.00%	0	0.00%	10	12.82%	10	12.82%
	Ron LEACH	0	0.00%	0	0.00%	2	2.56%	2	2.56%
	Tom RECKTENWALD	0	0.00%	0	0.00%	3	3.85%	3	3.85%
	Grant T. SHORT	0	0.00%	0	0.00%	6	7.69%	6	7.69%
	Sellus WILDER	0	0.00%	0	0.00%	6	7.69%	6	7.69%
	Cast Votes:	0	0.00%	0	0.00%	78	78.00%	78	78.00%
	Over Votes:	0	0.00%	0	0.00%	0	0.00%	0	0.00%
	Under Votes:	0	0.00%	0	0.00%	22	22.00%	22	22.00%

Precinct Report — Unofficial

PRESIDENTIAL PREFERENCE AND REGULAR PRIMARY — OFFICIAL BALLOT FOR CHRISTIAN COUNTY — May 17, 2016

05/19/2016 10:11 AM

Total Number of Voters : 7,148 of 0 = 0.00%

Precincts Reporting 42 of 42 = 100.00%

Party	Candidate	Absentee		Early		Election		Total	
Precinct E101 (Ballots Cast: 130)									
UNITED STATES REPRESENTATIVE in CONGRESS 1st Congressional District, Vote For 1									
	Tom OSBORNE	0	0.00%	0	0.00%	44	56.41%	44	56.41%
	Samuel L. GASKINS	0	0.00%	0	0.00%	34	43.59%	34	43.59%
	Cast Votes:	0	0.00%	0	0.00%	78	78.00%	78	78.00%
	Over Votes:	0	0.00%	0	0.00%	0	0.00%	0	0.00%
	Under Votes:	0	0.00%	0	0.00%	22	22.00%	22	22.00%
STATE REPRESENTATIVE 8th Representative District, Vote For 1									
	Jeffery R. TAYLOR	0	0.00%	0	0.00%	82	86.32%	82	86.32%
	John Ward THOMAS	0	0.00%	0	0.00%	13	13.68%	13	13.68%
	Cast Votes:	0	0.00%	0	0.00%	95	95.00%	95	95.00%
	Over Votes:	0	0.00%	0	0.00%	0	0.00%	0	0.00%
	Under Votes:	0	0.00%	0	0.00%	5	5.00%	5	5.00%

Precinct Report — Unofficial

PRESIDENTIAL PREFERENCE AND REGULAR PRIMARY — OFFICIAL BALLOT FOR CHRISTIAN COUNTY — May 17, 2016

05/19/2016 10:11 AM

Total Number of Voters : 7,148 of 0 = 0.00%

Precincts Reporting 42 of 42 = 100.00%

Party	Candidate	Absentee		Early		Election		Total	
Precinct E102 (Ballots Cast: 262)									
UNITED STATES SENATOR, Vote For 1									
	James R. GOULD	0	0.00%	0	0.00%	9	13.04%	9	13.04%
	Rand PAUL	0	0.00%	0	0.00%	59	85.51%	59	85.51%
	Stephen Howard SLAUGHTER	0	0.00%	0	0.00%	1	1.45%	1	1.45%
	Cast Votes:	0	0.00%	0	0.00%	69	97.18%	69	97.18%
	Over Votes:	0	0.00%	0	0.00%	0	0.00%	0	0.00%
	Under Votes:	0	0.00%	0	0.00%	2	2.82%	2	2.82%
UNITED STATES REPRESENTATIVE in CONGRESS 1st Congressional District, Vote For 1									
	Mike PAPE	0	0.00%	0	0.00%	64	90.14%	64	90.14%
	Miles A. CAUGHEY JR.	0	0.00%	0	0.00%	3	4.23%	3	4.23%
	Jason BATTS	0	0.00%	0	0.00%	1	1.41%	1	1.41%
	James R. COMER	0	0.00%	0	0.00%	3	4.23%	3	4.23%
	Cast Votes:	0	0.00%	0	0.00%	71	100.00%	71	100.00%
	Over Votes:	0	0.00%	0	0.00%	0	0.00%	0	0.00%
	Under Votes:	0	0.00%	0	0.00%	0	0.00%	0	0.00%
PRESIDENT of the UNITED STATES, Vote For 1									
	Martin J. O'MALLEY	0	0.00%	0	0.00%	2	1.06%	2	1.06%
	Bernard "Bernie" SANDERS	0	0.00%	0	0.00%	89	47.09%	89	47.09%
	Hillary CLINTON	0	0.00%	0	0.00%	82	43.39%	82	43.39%
	Roque Rocky DE LA FUENTE	0	0.00%	0	0.00%	0	0.00%	0	0.00%
	"UNCOMMITTED"	0	0.00%	0	0.00%	16	8.47%	16	8.47%
	Cast Votes:	0	0.00%	0	0.00%	189	98.95%	189	98.95%
	Over Votes:	0	0.00%	0	0.00%	0	0.00%	0	0.00%
	Under Votes:	0	0.00%	0	0.00%	2	1.05%	2	1.05%
UNITED STATES SENATOR, Vote For 1									
	Jim GRAY	0	0.00%	0	0.00%	84	52.83%	84	52.83%
	Rory HOULIHAN	0	0.00%	0	0.00%	9	5.66%	9	5.66%
	Jeff KENDER	0	0.00%	0	0.00%	15	9.43%	15	9.43%
	Ron LEACH	0	0.00%	0	0.00%	21	13.21%	21	13.21%
	Tom RECKTENWALD	0	0.00%	0	0.00%	7	4.40%	7	4.40%
	Grant T. SHORT	0	0.00%	0	0.00%	10	6.29%	10	6.29%
	Sellus WILDER	0	0.00%	0	0.00%	13	8.18%	13	8.18%
	Cast Votes:	0	0.00%	0	0.00%	159	83.25%	159	83.25%
	Over Votes:	0	0.00%	0	0.00%	0	0.00%	0	0.00%
	Under Votes:	0	0.00%	0	0.00%	32	16.75%	32	16.75%

Precinct Report — Unofficial

PRESIDENTIAL PREFERENCE AND REGULAR PRIMARY — OFFICIAL BALLOT FOR CHRISTIAN COUNTY — May 17, 2016

05/19/2016 10:11 AM

Total Number of Voters : 7,148 of 0 = 0.00%

Precincts Reporting 42 of 42 = 100.00%

Party	Candidate	Absentee		Early		Election		Total	
Precinct E102 (Ballots Cast: 262)									
UNITED STATES REPRESENTATIVE in CONGRESS 1st Congressional District, Vote For 1									
	Tom OSBORNE	0	0.00%	0	0.00%	99	62.66%	99	62.66%
	Samuel L. GASKINS	0	0.00%	0	0.00%	59	37.34%	59	37.34%
	Cast Votes:	0	0.00%	0	0.00%	158	82.72%	158	82.72%
	Over Votes:	0	0.00%	0	0.00%	0	0.00%	0	0.00%
	Under Votes:	0	0.00%	0	0.00%	33	17.28%	33	17.28%
STATE REPRESENTATIVE 8th Representative District, Vote For 1									
	Jeffery R. TAYLOR	0	0.00%	0	0.00%	118	67.43%	118	67.43%
	John Ward THOMAS	0	0.00%	0	0.00%	57	32.57%	57	32.57%
	Cast Votes:	0	0.00%	0	0.00%	175	91.62%	175	91.62%
	Over Votes:	0	0.00%	0	0.00%	0	0.00%	0	0.00%
	Under Votes:	0	0.00%	0	0.00%	16	8.38%	16	8.38%

Precinct Report — Unofficial

PRESIDENTIAL PREFERENCE AND REGULAR PRIMARY — OFFICIAL BALLOT FOR CHRISTIAN COUNTY — May 17, 2016

05/19/2016 10:11 AM

Total Number of Voters : 7,148 of 0 = 0.00%

Precincts Reporting 42 of 42 = 100.00%

Party	Candidate	Absentee		Early		Election		Total	
Precinct E103 (Ballots Cast: 225)									
UNITED STATES SENATOR, Vote For 1									
	James R. GOULD	0	0.00%	0	0.00%	8	12.90%	8	12.90%
	Rand PAUL	0	0.00%	0	0.00%	49	79.03%	49	79.03%
	Stephen Howard SLAUGHTER	0	0.00%	0	0.00%	5	8.06%	5	8.06%
	Cast Votes:	0	0.00%	0	0.00%	62	96.88%	62	96.88%
	Over Votes:	0	0.00%	0	0.00%	0	0.00%	0	0.00%
	Under Votes:	0	0.00%	0	0.00%	2	3.13%	2	3.13%
UNITED STATES REPRESENTATIVE in CONGRESS 1st Congressional District, Vote For 1									
	Mike PAPE	0	0.00%	0	0.00%	49	76.56%	49	76.56%
	Miles A. CAUGHEY JR.	0	0.00%	0	0.00%	3	4.69%	3	4.69%
	Jason BATTS	0	0.00%	0	0.00%	1	1.56%	1	1.56%
	James R. COMER	0	0.00%	0	0.00%	11	17.19%	11	17.19%
	Cast Votes:	0	0.00%	0	0.00%	64	100.00%	64	100.00%
	Over Votes:	0	0.00%	0	0.00%	0	0.00%	0	0.00%
	Under Votes:	0	0.00%	0	0.00%	0	0.00%	0	0.00%
PRESIDENT of the UNITED STATES, Vote For 1									
	Martin J. O'MALLEY	0	0.00%	0	0.00%	1	0.63%	1	0.63%
	Bernard "Bernie" SANDERS	0	0.00%	0	0.00%	72	45.00%	72	45.00%
	Hillary CLINTON	0	0.00%	0	0.00%	70	43.75%	70	43.75%
	Roque Rocky DE LA FUENTE	0	0.00%	0	0.00%	1	0.63%	1	0.63%
	"UNCOMMITTED"	0	0.00%	0	0.00%	16	10.00%	16	10.00%
	Cast Votes:	0	0.00%	0	0.00%	160	99.38%	160	99.38%
	Over Votes:	0	0.00%	0	0.00%	0	0.00%	0	0.00%
	Under Votes:	0	0.00%	0	0.00%	1	0.62%	1	0.62%
UNITED STATES SENATOR, Vote For 1									
	Jim GRAY	0	0.00%	0	0.00%	61	47.29%	61	47.29%
	Rory HOULIHAN	0	0.00%	0	0.00%	9	6.98%	9	6.98%
	Jeff KENDER	0	0.00%	0	0.00%	12	9.30%	12	9.30%
	Ron LEACH	0	0.00%	0	0.00%	19	14.73%	19	14.73%
	Tom RECKTENWALD	0	0.00%	0	0.00%	8	6.20%	8	6.20%
	Grant T. SHORT	0	0.00%	0	0.00%	9	6.98%	9	6.98%
	Sellus WILDER	0	0.00%	0	0.00%	11	8.53%	11	8.53%
	Cast Votes:	0	0.00%	0	0.00%	129	80.12%	129	80.12%
	Over Votes:	0	0.00%	0	0.00%	0	0.00%	0	0.00%
	Under Votes:	0	0.00%	0	0.00%	32	19.88%	32	19.88%

Precinct Report — Unofficial

PRESIDENTIAL PREFERENCE AND REGULAR PRIMARY — OFFICIAL BALLOT FOR CHRISTIAN COUNTY — May 17, 2016

05/19/2016 10:11 AM

Total Number of Voters : 7,148 of 0 = 0.00%

Precincts Reporting 42 of 42 = 100.00%

Party	Candidate	Absentee		Early		Election		Total	
Precinct E103 (Ballots Cast: 225)									
UNITED STATES REPRESENTATIVE in CONGRESS 1st Congressional District, Vote For 1									
	Tom OSBORNE	0	0.00%	0	0.00%	74	57.81%	74	57.81%
	Samuel L. GASKINS	0	0.00%	0	0.00%	54	42.19%	54	42.19%
	Cast Votes:	0	0.00%	0	0.00%	128	79.50%	128	79.50%
	Over Votes:	0	0.00%	0	0.00%	0	0.00%	0	0.00%
	Under Votes:	0	0.00%	0	0.00%	33	20.50%	33	20.50%
STATE REPRESENTATIVE 8th Representative District, Vote For 1									
	Jeffery R. TAYLOR	0	0.00%	0	0.00%	96	66.67%	96	66.67%
	John Ward THOMAS	0	0.00%	0	0.00%	48	33.33%	48	33.33%
	Cast Votes:	0	0.00%	0	0.00%	144	89.44%	144	89.44%
	Over Votes:	0	0.00%	0	0.00%	0	0.00%	0	0.00%
	Under Votes:	0	0.00%	0	0.00%	17	10.56%	17	10.56%

Precinct Report — Unofficial

PRESIDENTIAL PREFERENCE AND REGULAR PRIMARY — OFFICIAL BALLOT FOR CHRISTIAN COUNTY — May 17, 2016

05/19/2016 10:11 AM

Total Number of Voters : 7,148 of 0 = 0.00%

Precincts Reporting 42 of 42 = 100.00%

Party	Candidate	Absentee		Early		Election		Total	
Precinct E104 (Ballots Cast: 180)									
UNITED STATES SENATOR, Vote For 1									
	James R. GOULD	0	0.00%	0	0.00%	2	3.23%	2	3.23%
	Rand PAUL	0	0.00%	0	0.00%	57	91.94%	57	91.94%
	Stephen Howard SLAUGHTER	0	0.00%	0	0.00%	3	4.84%	3	4.84%
	Cast Votes:	0	0.00%	0	0.00%	62	96.88%	62	96.88%
	Over Votes:	0	0.00%	0	0.00%	0	0.00%	0	0.00%
	Under Votes:	0	0.00%	0	0.00%	2	3.13%	2	3.13%
UNITED STATES REPRESENTATIVE in CONGRESS 1st Congressional District, Vote For 1									
	Mike PAPE	0	0.00%	0	0.00%	52	82.54%	52	82.54%
	Miles A. CAUGHEY JR.	0	0.00%	0	0.00%	2	3.17%	2	3.17%
	Jason BATTS	0	0.00%	0	0.00%	3	4.76%	3	4.76%
	James R. COMER	0	0.00%	0	0.00%	6	9.52%	6	9.52%
	Cast Votes:	0	0.00%	0	0.00%	63	98.44%	63	98.44%
	Over Votes:	0	0.00%	0	0.00%	0	0.00%	0	0.00%
	Under Votes:	0	0.00%	0	0.00%	1	1.56%	1	1.56%
PRESIDENT of the UNITED STATES, Vote For 1									
	Martin J. O'MALLEY	0	0.00%	0	0.00%	0	0.00%	0	0.00%
	Bernard "Bernie" SANDERS	0	0.00%	0	0.00%	35	30.97%	35	30.97%
	Hillary CLINTON	0	0.00%	0	0.00%	65	57.52%	65	57.52%
	Roque Rocky DE LA FUENTE	0	0.00%	0	0.00%	0	0.00%	0	0.00%
	"UNCOMMITTED"	0	0.00%	0	0.00%	13	11.50%	13	11.50%
	Cast Votes:	0	0.00%	0	0.00%	113	97.41%	113	97.41%
	Over Votes:	0	0.00%	0	0.00%	0	0.00%	0	0.00%
	Under Votes:	0	0.00%	0	0.00%	3	2.59%	3	2.59%
UNITED STATES SENATOR, Vote For 1									
	Jim GRAY	0	0.00%	0	0.00%	40	47.06%	40	47.06%
	Rory HOULIHAN	0	0.00%	0	0.00%	5	5.88%	5	5.88%
	Jeff KENDER	0	0.00%	0	0.00%	15	17.65%	15	17.65%
	Ron LEACH	0	0.00%	0	0.00%	13	15.29%	13	15.29%
	Tom RECKTENWALD	0	0.00%	0	0.00%	2	2.35%	2	2.35%
	Grant T. SHORT	0	0.00%	0	0.00%	7	8.24%	7	8.24%
	Sellus WILDER	0	0.00%	0	0.00%	3	3.53%	3	3.53%
	Cast Votes:	0	0.00%	0	0.00%	85	73.28%	85	73.28%
	Over Votes:	0	0.00%	0	0.00%	0	0.00%	0	0.00%
	Under Votes:	0	0.00%	0	0.00%	31	26.72%	31	26.72%

Precinct Report — Unofficial

PRESIDENTIAL PREFERENCE AND REGULAR PRIMARY — OFFICIAL BALLOT FOR CHRISTIAN COUNTY — May 17, 2016

05/19/2016 10:11 AM

Total Number of Voters : 7,148 of 0 = 0.00%

Precincts Reporting 42 of 42 = 100.00%

Party	Candidate	Absentee		Early		Election		Total	
Precinct E104 (Ballots Cast: 180)									
UNITED STATES REPRESENTATIVE in CONGRESS 1st Congressional District, Vote For 1									
	Tom OSBORNE	0	0.00%	0	0.00%	56	62.92%	56	62.92%
	Samuel L. GASKINS	0	0.00%	0	0.00%	33	37.08%	33	37.08%
	Cast Votes:	0	0.00%	0	0.00%	89	76.72%	89	76.72%
	Over Votes:	0	0.00%	0	0.00%	0	0.00%	0	0.00%
	Under Votes:	0	0.00%	0	0.00%	27	23.28%	27	23.28%
STATE REPRESENTATIVE 8th Representative District, Vote For 1									
	Jeffery R. TAYLOR	0	0.00%	0	0.00%	79	75.96%	79	75.96%
	John Ward THOMAS	0	0.00%	0	0.00%	25	24.04%	25	24.04%
	Cast Votes:	0	0.00%	0	0.00%	104	89.66%	104	89.66%
	Over Votes:	0	0.00%	0	0.00%	0	0.00%	0	0.00%
	Under Votes:	0	0.00%	0	0.00%	12	10.34%	12	10.34%

Precinct Report — Unofficial

PRESIDENTIAL PREFERENCE AND REGULAR PRIMARY — OFFICIAL BALLOT FOR CHRISTIAN COUNTY — May 17, 2016

05/19/2016 10:11 AM

Total Number of Voters : 7,148 of 0 = 0.00%

Precincts Reporting 42 of 42 = 100.00%

Party	Candidate	Absentee		Early		Election		Total	
Precinct E105 (Ballots Cast: 119)									
UNITED STATES SENATOR, Vote For 1									
	James R. GOULD	0	0.00%	0	0.00%	3	6.00%	3	6.00%
	Rand PAUL	0	0.00%	0	0.00%	47	94.00%	47	94.00%
	Stephen Howard SLAUGHTER	0	0.00%	0	0.00%	0	0.00%	0	0.00%
	Cast Votes:	0	0.00%	0	0.00%	50	100.00%	50	100.00%
	Over Votes:	0	0.00%	0	0.00%	0	0.00%	0	0.00%
	Under Votes:	0	0.00%	0	0.00%	0	0.00%	0	0.00%
UNITED STATES REPRESENTATIVE in CONGRESS 1st Congressional District, Vote For 1									
	Mike PAPE	0	0.00%	0	0.00%	42	84.00%	42	84.00%
	Miles A. CAUGHEY JR.	0	0.00%	0	0.00%	3	6.00%	3	6.00%
	Jason BATTS	0	0.00%	0	0.00%	0	0.00%	0	0.00%
	James R. COMER	0	0.00%	0	0.00%	5	10.00%	5	10.00%
	Cast Votes:	0	0.00%	0	0.00%	50	100.00%	50	100.00%
	Over Votes:	0	0.00%	0	0.00%	0	0.00%	0	0.00%
	Under Votes:	0	0.00%	0	0.00%	0	0.00%	0	0.00%
PRESIDENT of the UNITED STATES, Vote For 1									
	Martin J. O'MALLEY	0	0.00%	0	0.00%	1	1.49%	1	1.49%
	Bernard "Bernie" SANDERS	0	0.00%	0	0.00%	34	50.75%	34	50.75%
	Hillary CLINTON	0	0.00%	0	0.00%	25	37.31%	25	37.31%
	Roque Rocky DE LA FUENTE	0	0.00%	0	0.00%	0	0.00%	0	0.00%
	"UNCOMMITTED"	0	0.00%	0	0.00%	7	10.45%	7	10.45%
	Cast Votes:	0	0.00%	0	0.00%	67	97.10%	67	97.10%
	Over Votes:	0	0.00%	0	0.00%	0	0.00%	0	0.00%
	Under Votes:	0	0.00%	0	0.00%	2	2.90%	2	2.90%
UNITED STATES SENATOR, Vote For 1									
	Jim GRAY	0	0.00%	0	0.00%	22	36.67%	22	36.67%
	Rory HOULIHAN	0	0.00%	0	0.00%	4	6.67%	4	6.67%
	Jeff KENDER	0	0.00%	0	0.00%	5	8.33%	5	8.33%
	Ron LEACH	0	0.00%	0	0.00%	11	18.33%	11	18.33%
	Tom RECKTENWALD	0	0.00%	0	0.00%	5	8.33%	5	8.33%
	Grant T. SHORT	0	0.00%	0	0.00%	6	10.00%	6	10.00%
	Sellus WILDER	0	0.00%	0	0.00%	7	11.67%	7	11.67%
	Cast Votes:	0	0.00%	0	0.00%	60	86.96%	60	86.96%
	Over Votes:	0	0.00%	0	0.00%	0	0.00%	0	0.00%
	Under Votes:	0	0.00%	0	0.00%	9	13.04%	9	13.04%

Precinct Report — Unofficial

PRESIDENTIAL PREFERENCE AND REGULAR PRIMARY — OFFICIAL BALLOT FOR CHRISTIAN COUNTY — May 17, 2016

05/19/2016 10:11 AM

Total Number of Voters : 7,148 of 0 = 0.00%

Precincts Reporting 42 of 42 = 100.00%

Party	Candidate	Absentee		Early		Election		Total	
Precinct E105 (Ballots Cast: 119)									
UNITED STATES REPRESENTATIVE in CONGRESS 1st Congressional District, Vote For 1									
	Tom OSBORNE	0	0.00%	0	0.00%	43	72.88%	43	72.88%
	Samuel L. GASKINS	0	0.00%	0	0.00%	16	27.12%	16	27.12%
	Cast Votes:	0	0.00%	0	0.00%	59	85.51%	59	85.51%
	Over Votes:	0	0.00%	0	0.00%	0	0.00%	0	0.00%
	Under Votes:	0	0.00%	0	0.00%	10	14.49%	10	14.49%
STATE REPRESENTATIVE 8th Representative District, Vote For 1									
	Jeffery R. TAYLOR	0	0.00%	0	0.00%	43	70.49%	43	70.49%
	John Ward THOMAS	0	0.00%	0	0.00%	18	29.51%	18	29.51%
	Cast Votes:	0	0.00%	0	0.00%	61	88.41%	61	88.41%
	Over Votes:	0	0.00%	0	0.00%	0	0.00%	0	0.00%
	Under Votes:	0	0.00%	0	0.00%	8	11.59%	8	11.59%

Precinct Report — Unofficial

PRESIDENTIAL PREFERENCE AND REGULAR PRIMARY — OFFICIAL BALLOT FOR CHRISTIAN COUNTY — May 17, 2016

05/19/2016 10:11 AM

Total Number of Voters : 7,148 of 0 = 0.00%

Precincts Reporting 42 of 42 = 100.00%

Party	Candidate	Absentee		Early		Election		Total	
Precinct F101 (Ballots Cast: 50)									
UNITED STATES SENATOR, Vote For 1									
	James R. GOULD	0	0.00%	0	0.00%	2	13.33%	2	13.33%
	Rand PAUL	0	0.00%	0	0.00%	11	73.33%	11	73.33%
	Stephen Howard SLAUGHTER	0	0.00%	0	0.00%	2	13.33%	2	13.33%
	Cast Votes:	0	0.00%	0	0.00%	15	100.00%	15	100.00%
	Over Votes:	0	0.00%	0	0.00%	0	0.00%	0	0.00%
	Under Votes:	0	0.00%	0	0.00%	0	0.00%	0	0.00%
UNITED STATES REPRESENTATIVE in CONGRESS 1st Congressional District, Vote For 1									
	Mike PAPE	0	0.00%	0	0.00%	8	53.33%	8	53.33%
	Miles A. CAUGHEY JR.	0	0.00%	0	0.00%	1	6.67%	1	6.67%
	Jason BATTS	0	0.00%	0	0.00%	2	13.33%	2	13.33%
	James R. COMER	0	0.00%	0	0.00%	4	26.67%	4	26.67%
	Cast Votes:	0	0.00%	0	0.00%	15	100.00%	15	100.00%
	Over Votes:	0	0.00%	0	0.00%	0	0.00%	0	0.00%
	Under Votes:	0	0.00%	0	0.00%	0	0.00%	0	0.00%
PRESIDENT of the UNITED STATES, Vote For 1									
	Martin J. O'MALLEY	0	0.00%	0	0.00%	0	0.00%	0	0.00%
	Bernard "Bernie" SANDERS	0	0.00%	0	0.00%	25	73.53%	25	73.53%
	Hillary CLINTON	0	0.00%	0	0.00%	6	17.65%	6	17.65%
	Roque Rocky DE LA FUENTE	0	0.00%	0	0.00%	0	0.00%	0	0.00%
	"UNCOMMITTED"	0	0.00%	0	0.00%	3	8.82%	3	8.82%
	Cast Votes:	0	0.00%	0	0.00%	34	97.14%	34	97.14%
	Over Votes:	0	0.00%	0	0.00%	0	0.00%	0	0.00%
	Under Votes:	0	0.00%	0	0.00%	1	2.86%	1	2.86%
UNITED STATES SENATOR, Vote For 1									
	Jim GRAY	0	0.00%	0	0.00%	14	53.85%	14	53.85%
	Rory HOULIHAN	0	0.00%	0	0.00%	4	15.38%	4	15.38%
	Jeff KENDER	0	0.00%	0	0.00%	1	3.85%	1	3.85%
	Ron LEACH	0	0.00%	0	0.00%	2	7.69%	2	7.69%
	Tom RECKTENWALD	0	0.00%	0	0.00%	1	3.85%	1	3.85%
	Grant T. SHORT	0	0.00%	0	0.00%	2	7.69%	2	7.69%
	Sellus WILDER	0	0.00%	0	0.00%	2	7.69%	2	7.69%
	Cast Votes:	0	0.00%	0	0.00%	26	74.29%	26	74.29%
	Over Votes:	0	0.00%	0	0.00%	0	0.00%	0	0.00%
	Under Votes:	0	0.00%	0	0.00%	9	25.71%	9	25.71%

Precinct Report — Unofficial

PRESIDENTIAL PREFERENCE AND REGULAR PRIMARY — OFFICIAL BALLOT FOR CHRISTIAN COUNTY — May 17, 2016

05/19/2016 10:11 AM

Total Number of Voters : 7,148 of 0 = 0.00%

Precincts Reporting 42 of 42 = 100.00%

Party	Candidate	Absentee		Early		Election		Total	
Precinct F101 (Ballots Cast: 50)									
UNITED STATES REPRESENTATIVE in CONGRESS 1st Congressional District, Vote For 1									
	Tom OSBORNE	0	0.00%	0	0.00%	16	61.54%	16	61.54%
	Samuel L. GASKINS	0	0.00%	0	0.00%	10	38.46%	10	38.46%
	Cast Votes:	0	0.00%	0	0.00%	26	74.29%	26	74.29%
	Over Votes:	0	0.00%	0	0.00%	0	0.00%	0	0.00%
	Under Votes:	0	0.00%	0	0.00%	9	25.71%	9	25.71%

Precinct Report — Unofficial

PRESIDENTIAL PREFERENCE AND REGULAR PRIMARY — OFFICIAL BALLOT FOR CHRISTIAN COUNTY — May 17, 2016

05/19/2016 10:11 AM

Total Number of Voters : 7,148 of 0 = 0.00%

Precincts Reporting 42 of 42 = 100.00%

Party	Candidate	Absentee		Early		Election		Total	
Precinct F102 (Ballots Cast: 220)									
UNITED STATES SENATOR, Vote For 1									
	James R. GOULD	0	0.00%	0	0.00%	2	3.23%	2	3.23%
	Rand PAUL	0	0.00%	0	0.00%	56	90.32%	56	90.32%
	Stephen Howard SLAUGHTER	0	0.00%	0	0.00%	4	6.45%	4	6.45%
	Cast Votes:	0	0.00%	0	0.00%	62	98.41%	62	98.41%
	Over Votes:	0	0.00%	0	0.00%	0	0.00%	0	0.00%
	Under Votes:	0	0.00%	0	0.00%	1	1.59%	1	1.59%
UNITED STATES REPRESENTATIVE in CONGRESS 1st Congressional District, Vote For 1									
	Mike PAPE	0	0.00%	0	0.00%	46	74.19%	46	74.19%
	Miles A. CAUGHEY JR.	0	0.00%	0	0.00%	1	1.61%	1	1.61%
	Jason BATTS	0	0.00%	0	0.00%	2	3.23%	2	3.23%
	James R. COMER	0	0.00%	0	0.00%	13	20.97%	13	20.97%
	Cast Votes:	0	0.00%	0	0.00%	62	98.41%	62	98.41%
	Over Votes:	0	0.00%	0	0.00%	0	0.00%	0	0.00%
	Under Votes:	0	0.00%	0	0.00%	1	1.59%	1	1.59%
PRESIDENT of the UNITED STATES, Vote For 1									
	Martin J. O'MALLEY	0	0.00%	0	0.00%	1	0.64%	1	0.64%
	Bernard "Bernie" SANDERS	0	0.00%	0	0.00%	61	39.10%	61	39.10%
	Hillary CLINTON	0	0.00%	0	0.00%	84	53.85%	84	53.85%
	Roque Rocky DE LA FUENTE	0	0.00%	0	0.00%	0	0.00%	0	0.00%
	"UNCOMMITTED"	0	0.00%	0	0.00%	10	6.41%	10	6.41%
	Cast Votes:	0	0.00%	0	0.00%	156	99.36%	156	99.36%
	Over Votes:	0	0.00%	0	0.00%	0	0.00%	0	0.00%
	Under Votes:	0	0.00%	0	0.00%	1	0.64%	1	0.64%
UNITED STATES SENATOR, Vote For 1									
	Jim GRAY	0	0.00%	0	0.00%	45	33.83%	45	33.83%
	Rory HOULIHAN	0	0.00%	0	0.00%	13	9.77%	13	9.77%
	Jeff KENDER	0	0.00%	0	0.00%	21	15.79%	21	15.79%
	Ron LEACH	0	0.00%	0	0.00%	29	21.80%	29	21.80%
	Tom RECKTENWALD	0	0.00%	0	0.00%	7	5.26%	7	5.26%
	Grant T. SHORT	0	0.00%	0	0.00%	6	4.51%	6	4.51%
	Sellus WILDER	0	0.00%	0	0.00%	12	9.02%	12	9.02%
	Cast Votes:	0	0.00%	0	0.00%	133	84.71%	133	84.71%
	Over Votes:	0	0.00%	0	0.00%	0	0.00%	0	0.00%
	Under Votes:	0	0.00%	0	0.00%	24	15.29%	24	15.29%

Precinct Report — Unofficial

PRESIDENTIAL PREFERENCE AND REGULAR PRIMARY — OFFICIAL BALLOT FOR CHRISTIAN COUNTY — May 17, 2016

05/19/2016 10:11 AM

Total Number of Voters : 7,148 of 0 = 0.00%

Precincts Reporting 42 of 42 = 100.00%

Party	Candidate	Absentee		Early		Election		Total	
Precinct F102 (Ballots Cast: 220)									
UNITED STATES REPRESENTATIVE in CONGRESS 1st Congressional District, Vote For 1									
	Tom OSBORNE	0	0.00%	0	0.00%	81	60.00%	81	60.00%
	Samuel L. GASKINS	0	0.00%	0	0.00%	54	40.00%	54	40.00%
	Cast Votes:	0	0.00%	0	0.00%	135	85.99%	135	85.99%
	Over Votes:	0	0.00%	0	0.00%	0	0.00%	0	0.00%
	Under Votes:	0	0.00%	0	0.00%	22	14.01%	22	14.01%

Precinct Report — Unofficial

PRESIDENTIAL PREFERENCE AND REGULAR PRIMARY — OFFICIAL BALLOT FOR CHRISTIAN COUNTY — May 17, 2016

05/19/2016 10:11 AM

Total Number of Voters : 7,148 of 0 = 0.00%

Precincts Reporting 42 of 42 = 100.00%

Party	Candidate	Absentee		Early		Election		Total	
Precinct F103 (Ballots Cast: 57)									
UNITED STATES SENATOR, Vote For 1									
	James R. GOULD	0	0.00%	0	0.00%	0	0.00%	0	0.00%
	Rand PAUL	0	0.00%	0	0.00%	18	100.00%	18	100.00%
	Stephen Howard SLAUGHTER	0	0.00%	0	0.00%	0	0.00%	0	0.00%
	Cast Votes:	0	0.00%	0	0.00%	18	100.00%	18	100.00%
	Over Votes:	0	0.00%	0	0.00%	0	0.00%	0	0.00%
	Under Votes:	0	0.00%	0	0.00%	0	0.00%	0	0.00%
UNITED STATES REPRESENTATIVE in CONGRESS 1st Congressional District, Vote For 1									
	Mike PAPE	0	0.00%	0	0.00%	10	55.56%	10	55.56%
	Miles A. CAUGHEY JR.	0	0.00%	0	0.00%	1	5.56%	1	5.56%
	Jason BATTS	0	0.00%	0	0.00%	2	11.11%	2	11.11%
	James R. COMER	0	0.00%	0	0.00%	5	27.78%	5	27.78%
	Cast Votes:	0	0.00%	0	0.00%	18	100.00%	18	100.00%
	Over Votes:	0	0.00%	0	0.00%	0	0.00%	0	0.00%
	Under Votes:	0	0.00%	0	0.00%	0	0.00%	0	0.00%
PRESIDENT of the UNITED STATES, Vote For 1									
	Martin J. O'MALLEY	0	0.00%	0	0.00%	1	2.78%	1	2.78%
	Bernard "Bernie" SANDERS	0	0.00%	0	0.00%	21	58.33%	21	58.33%
	Hillary CLINTON	0	0.00%	0	0.00%	10	27.78%	10	27.78%
	Roque Rocky DE LA FUENTE	0	0.00%	0	0.00%	1	2.78%	1	2.78%
	"UNCOMMITTED"	0	0.00%	0	0.00%	3	8.33%	3	8.33%
	Cast Votes:	0	0.00%	0	0.00%	36	92.31%	36	92.31%
	Over Votes:	0	0.00%	0	0.00%	0	0.00%	0	0.00%
	Under Votes:	0	0.00%	0	0.00%	3	7.69%	3	7.69%
UNITED STATES SENATOR, Vote For 1									
	Jim GRAY	0	0.00%	0	0.00%	14	53.85%	14	53.85%
	Rory HOULIHAN	0	0.00%	0	0.00%	4	15.38%	4	15.38%
	Jeff KENDER	0	0.00%	0	0.00%	3	11.54%	3	11.54%
	Ron LEACH	0	0.00%	0	0.00%	2	7.69%	2	7.69%
	Tom RECKTENWALD	0	0.00%	0	0.00%	0	0.00%	0	0.00%
	Grant T. SHORT	0	0.00%	0	0.00%	1	3.85%	1	3.85%
	Sellus WILDER	0	0.00%	0	0.00%	2	7.69%	2	7.69%
	Cast Votes:	0	0.00%	0	0.00%	26	66.67%	26	66.67%
	Over Votes:	0	0.00%	0	0.00%	0	0.00%	0	0.00%
	Under Votes:	0	0.00%	0	0.00%	13	33.33%	13	33.33%

Precinct Report — Unofficial

PRESIDENTIAL PREFERENCE AND REGULAR PRIMARY — OFFICIAL BALLOT FOR CHRISTIAN COUNTY — May 17, 2016

05/19/2016 10:11 AM

Total Number of Voters : 7,148 of 0 = 0.00%

Precincts Reporting 42 of 42 = 100.00%

Party	Candidate	Absentee		Early		Election		Total	
Precinct F103 (Ballots Cast: 57)									
UNITED STATES REPRESENTATIVE in CONGRESS 1st Congressional District, Vote For 1									
	Tom OSBORNE	0	0.00%	0	0.00%	21	77.78%	21	77.78%
	Samuel L. GASKINS	0	0.00%	0	0.00%	6	22.22%	6	22.22%
	Cast Votes:	0	0.00%	0	0.00%	27	69.23%	27	69.23%
	Over Votes:	0	0.00%	0	0.00%	0	0.00%	0	0.00%
	Under Votes:	0	0.00%	0	0.00%	12	30.77%	12	30.77%

Precinct Report — Unofficial

PRESIDENTIAL PREFERENCE AND REGULAR PRIMARY — OFFICIAL BALLOT FOR CHRISTIAN COUNTY — May 17, 2016

05/19/2016 10:11 AM

Total Number of Voters : 7,148 of 0 = 0.00%

Precincts Reporting 42 of 42 = 100.00%

Party	Candidate	Absentee		Early		Election		Total	
Precinct F104 (Ballots Cast: 109)									
UNITED STATES SENATOR, Vote For 1									
	James R. GOULD	0	0.00%	0	0.00%	2	5.56%	2	5.56%
	Rand PAUL	0	0.00%	0	0.00%	33	91.67%	33	91.67%
	Stephen Howard SLAUGHTER	0	0.00%	0	0.00%	1	2.78%	1	2.78%
	Cast Votes:	0	0.00%	0	0.00%	36	100.00%	36	100.00%
	Over Votes:	0	0.00%	0	0.00%	0	0.00%	0	0.00%
	Under Votes:	0	0.00%	0	0.00%	0	0.00%	0	0.00%
UNITED STATES REPRESENTATIVE in CONGRESS 1st Congressional District, Vote For 1									
	Mike PAPE	0	0.00%	0	0.00%	22	61.11%	22	61.11%
	Miles A. CAUGHEY JR.	0	0.00%	0	0.00%	2	5.56%	2	5.56%
	Jason BATTS	0	0.00%	0	0.00%	5	13.89%	5	13.89%
	James R. COMER	0	0.00%	0	0.00%	7	19.44%	7	19.44%
	Cast Votes:	0	0.00%	0	0.00%	36	100.00%	36	100.00%
	Over Votes:	0	0.00%	0	0.00%	0	0.00%	0	0.00%
	Under Votes:	0	0.00%	0	0.00%	0	0.00%	0	0.00%
PRESIDENT of the UNITED STATES, Vote For 1									
	Martin J. O'MALLEY	0	0.00%	0	0.00%	0	0.00%	0	0.00%
	Bernard "Bernie" SANDERS	0	0.00%	0	0.00%	34	47.22%	34	47.22%
	Hillary CLINTON	0	0.00%	0	0.00%	37	51.39%	37	51.39%
	Roque Rocky DE LA FUENTE	0	0.00%	0	0.00%	0	0.00%	0	0.00%
	"UNCOMMITTED"	0	0.00%	0	0.00%	1	1.39%	1	1.39%
	Cast Votes:	0	0.00%	0	0.00%	72	98.63%	72	98.63%
	Over Votes:	0	0.00%	0	0.00%	0	0.00%	0	0.00%
	Under Votes:	0	0.00%	0	0.00%	1	1.37%	1	1.37%
UNITED STATES SENATOR, Vote For 1									
	Jim GRAY	0	0.00%	0	0.00%	16	24.62%	16	24.62%
	Rory HOULIHAN	0	0.00%	0	0.00%	6	9.23%	6	9.23%
	Jeff KENDER	0	0.00%	0	0.00%	13	20.00%	13	20.00%
	Ron LEACH	0	0.00%	0	0.00%	12	18.46%	12	18.46%
	Tom RECKTENWALD	0	0.00%	0	0.00%	5	7.69%	5	7.69%
	Grant T. SHORT	0	0.00%	0	0.00%	6	9.23%	6	9.23%
	Sellus WILDER	0	0.00%	0	0.00%	7	10.77%	7	10.77%
	Cast Votes:	0	0.00%	0	0.00%	65	89.04%	65	89.04%
	Over Votes:	0	0.00%	0	0.00%	0	0.00%	0	0.00%
	Under Votes:	0	0.00%	0	0.00%	8	10.96%	8	10.96%

Precinct Report — Unofficial

PRESIDENTIAL PREFERENCE AND REGULAR PRIMARY — OFFICIAL BALLOT FOR CHRISTIAN COUNTY — May 17, 2016

05/19/2016 10:11 AM

Total Number of Voters : 7,148 of 0 = 0.00%

Precincts Reporting 42 of 42 = 100.00%

Party	Candidate	Absentee		Early		Election		Total	
Precinct F104 (Ballots Cast: 109)									
UNITED STATES REPRESENTATIVE in CONGRESS 1st Congressional District, Vote For 1									
	Tom OSBORNE	0	0.00%	0	0.00%	29	45.31%	29	45.31%
	Samuel L. GASKINS	0	0.00%	0	0.00%	35	54.69%	35	54.69%
	Cast Votes:	0	0.00%	0	0.00%	64	87.67%	64	87.67%
	Over Votes:	0	0.00%	0	0.00%	0	0.00%	0	0.00%
	Under Votes:	0	0.00%	0	0.00%	9	12.33%	9	12.33%

Precinct Report — Unofficial

PRESIDENTIAL PREFERENCE AND REGULAR PRIMARY — OFFICIAL BALLOT FOR CHRISTIAN COUNTY — May 17, 2016

05/19/2016 10:11 AM

Total Number of Voters : 7,148 of 0 = 0.00%

Precincts Reporting 42 of 42 = 100.00%

Party	Candidate	Absentee		Early		Election		Total	
Precinct G101 (Ballots Cast: 197)									
UNITED STATES SENATOR, Vote For 1									
	James R. GOULD	0	0.00%	0	0.00%	6	7.41%	6	7.41%
	Rand PAUL	0	0.00%	0	0.00%	73	90.12%	73	90.12%
	Stephen Howard SLAUGHTER	0	0.00%	0	0.00%	2	2.47%	2	2.47%
	Cast Votes:	0	0.00%	0	0.00%	81	95.29%	81	95.29%
	Over Votes:	0	0.00%	0	0.00%	0	0.00%	0	0.00%
	Under Votes:	0	0.00%	0	0.00%	4	4.71%	4	4.71%
UNITED STATES REPRESENTATIVE in CONGRESS 1st Congressional District, Vote For 1									
	Mike PAPE	0	0.00%	0	0.00%	69	81.18%	69	81.18%
	Miles A. CAUGHEY JR.	0	0.00%	0	0.00%	1	1.18%	1	1.18%
	Jason BATTS	0	0.00%	0	0.00%	2	2.35%	2	2.35%
	James R. COMER	0	0.00%	0	0.00%	13	15.29%	13	15.29%
	Cast Votes:	0	0.00%	0	0.00%	85	100.00%	85	100.00%
	Over Votes:	0	0.00%	0	0.00%	0	0.00%	0	0.00%
	Under Votes:	0	0.00%	0	0.00%	0	0.00%	0	0.00%
PRESIDENT of the UNITED STATES, Vote For 1									
	Martin J. O'MALLEY	0	0.00%	0	0.00%	5	4.46%	5	4.46%
	Bernard "Bernie" SANDERS	0	0.00%	0	0.00%	50	44.64%	50	44.64%
	Hillary CLINTON	0	0.00%	0	0.00%	43	38.39%	43	38.39%
	Roque Rocky DE LA FUENTE	0	0.00%	0	0.00%	0	0.00%	0	0.00%
	"UNCOMMITTED"	0	0.00%	0	0.00%	14	12.50%	14	12.50%
	Cast Votes:	0	0.00%	0	0.00%	112	100.00%	112	100.00%
	Over Votes:	0	0.00%	0	0.00%	0	0.00%	0	0.00%
	Under Votes:	0	0.00%	0	0.00%	0	0.00%	0	0.00%
UNITED STATES SENATOR, Vote For 1									
	Jim GRAY	0	0.00%	0	0.00%	54	58.06%	54	58.06%
	Rory HOULIHAN	0	0.00%	0	0.00%	6	6.45%	6	6.45%
	Jeff KENDER	0	0.00%	0	0.00%	8	8.60%	8	8.60%
	Ron LEACH	0	0.00%	0	0.00%	11	11.83%	11	11.83%
	Tom RECKTENWALD	0	0.00%	0	0.00%	2	2.15%	2	2.15%
	Grant T. SHORT	0	0.00%	0	0.00%	3	3.23%	3	3.23%
	Sellus WILDER	0	0.00%	0	0.00%	9	9.68%	9	9.68%
	Cast Votes:	0	0.00%	0	0.00%	93	83.04%	93	83.04%
	Over Votes:	0	0.00%	0	0.00%	0	0.00%	0	0.00%
	Under Votes:	0	0.00%	0	0.00%	19	16.96%	19	16.96%

Precinct Report — Unofficial

PRESIDENTIAL PREFERENCE AND REGULAR PRIMARY — OFFICIAL BALLOT FOR CHRISTIAN COUNTY — May 17, 2016

05/19/2016 10:11 AM

Total Number of Voters : 7,148 of 0 = 0.00%

Precincts Reporting 42 of 42 = 100.00%

Party	Candidate	Absentee		Early		Election		Total	
Precinct G101 (Ballots Cast: 197)									
UNITED STATES REPRESENTATIVE in CONGRESS 1st Congressional District, Vote For 1									
	Tom OSBORNE	0	0.00%	0	0.00%	59	64.84%	59	64.84%
	Samuel L. GASKINS	0	0.00%	0	0.00%	32	35.16%	32	35.16%
	Cast Votes:	0	0.00%	0	0.00%	91	81.25%	91	81.25%
	Over Votes:	0	0.00%	0	0.00%	0	0.00%	0	0.00%
	Under Votes:	0	0.00%	0	0.00%	21	18.75%	21	18.75%

Precinct Report — Unofficial

PRESIDENTIAL PREFERENCE AND REGULAR PRIMARY — OFFICIAL BALLOT FOR CHRISTIAN COUNTY — May 17, 2016

05/19/2016 10:11 AM

Total Number of Voters : 7,148 of 0 = 0.00%

Precincts Reporting 42 of 42 = 100.00%

Party	Candidate	Absentee		Early		Election		Total	
Precinct G102 (Ballots Cast: 39)									
UNITED STATES SENATOR, Vote For 1									
	James R. GOULD	0	0.00%	0	0.00%	2	20.00%	2	20.00%
	Rand PAUL	0	0.00%	0	0.00%	7	70.00%	7	70.00%
	Stephen Howard SLAUGHTER	0	0.00%	0	0.00%	1	10.00%	1	10.00%
	Cast Votes:	0	0.00%	0	0.00%	10	100.00%	10	100.00%
	Over Votes:	0	0.00%	0	0.00%	0	0.00%	0	0.00%
	Under Votes:	0	0.00%	0	0.00%	0	0.00%	0	0.00%
UNITED STATES REPRESENTATIVE in CONGRESS 1st Congressional District, Vote For 1									
	Mike PAPE	0	0.00%	0	0.00%	2	20.00%	2	20.00%
	Miles A. CAUGHEY JR.	0	0.00%	0	0.00%	2	20.00%	2	20.00%
	Jason BATTS	0	0.00%	0	0.00%	5	50.00%	5	50.00%
	James R. COMER	0	0.00%	0	0.00%	1	10.00%	1	10.00%
	Cast Votes:	0	0.00%	0	0.00%	10	100.00%	10	100.00%
	Over Votes:	0	0.00%	0	0.00%	0	0.00%	0	0.00%
	Under Votes:	0	0.00%	0	0.00%	0	0.00%	0	0.00%
PRESIDENT of the UNITED STATES, Vote For 1									
	Martin J. O'MALLEY	0	0.00%	0	0.00%	0	0.00%	0	0.00%
	Bernard "Bernie" SANDERS	0	0.00%	0	0.00%	16	57.14%	16	57.14%
	Hillary CLINTON	0	0.00%	0	0.00%	12	42.86%	12	42.86%
	Roque Rocky DE LA FUENTE	0	0.00%	0	0.00%	0	0.00%	0	0.00%
	"UNCOMMITTED"	0	0.00%	0	0.00%	0	0.00%	0	0.00%
	Cast Votes:	0	0.00%	0	0.00%	28	96.55%	28	96.55%
	Over Votes:	0	0.00%	0	0.00%	0	0.00%	0	0.00%
	Under Votes:	0	0.00%	0	0.00%	1	3.45%	1	3.45%
UNITED STATES SENATOR, Vote For 1									
	Jim GRAY	0	0.00%	0	0.00%	11	40.74%	11	40.74%
	Rory HOULIHAN	0	0.00%	0	0.00%	3	11.11%	3	11.11%
	Jeff KENDER	0	0.00%	0	0.00%	4	14.81%	4	14.81%
	Ron LEACH	0	0.00%	0	0.00%	4	14.81%	4	14.81%
	Tom RECKTENWALD	0	0.00%	0	0.00%	1	3.70%	1	3.70%
	Grant T. SHORT	0	0.00%	0	0.00%	2	7.41%	2	7.41%
	Sellus WILDER	0	0.00%	0	0.00%	2	7.41%	2	7.41%
	Cast Votes:	0	0.00%	0	0.00%	27	93.10%	27	93.10%
	Over Votes:	0	0.00%	0	0.00%	0	0.00%	0	0.00%
	Under Votes:	0	0.00%	0	0.00%	2	6.90%	2	6.90%

Precinct Report — Unofficial

PRESIDENTIAL PREFERENCE AND REGULAR PRIMARY — OFFICIAL BALLOT FOR CHRISTIAN COUNTY — May 17, 2016

05/19/2016 10:11 AM

Total Number of Voters : 7,148 of 0 = 0.00%

Precincts Reporting 42 of 42 = 100.00%

Party	Candidate	Absentee		Early		Election		Total	
Precinct G102 (Ballots Cast: 39)									
UNITED STATES REPRESENTATIVE in CONGRESS 1st Congressional District, Vote For 1									
	Tom OSBORNE	0	0.00%	0	0.00%	12	42.86%	12	42.86%
	Samuel L. GASKINS	0	0.00%	0	0.00%	16	57.14%	16	57.14%
	Cast Votes:	0	0.00%	0	0.00%	28	96.55%	28	96.55%
	Over Votes:	0	0.00%	0	0.00%	0	0.00%	0	0.00%
	Under Votes:	0	0.00%	0	0.00%	1	3.45%	1	3.45%

Precinct Report — Unofficial

PRESIDENTIAL PREFERENCE AND REGULAR PRIMARY — OFFICIAL BALLOT FOR CHRISTIAN COUNTY — May 17, 2016

05/19/2016 10:11 AM

Total Number of Voters : 7,148 of 0 = 0.00%

Precincts Reporting 42 of 42 = 100.00%

Party	Candidate	Absentee		Early		Election		Total	
Precinct G103 (Ballots Cast: 132)									
UNITED STATES SENATOR, Vote For 1									
	James R. GOULD	0	0.00%	0	0.00%	4	9.30%	4	9.30%
	Rand PAUL	0	0.00%	0	0.00%	36	83.72%	36	83.72%
	Stephen Howard SLAUGHTER	0	0.00%	0	0.00%	3	6.98%	3	6.98%
	Cast Votes:	0	0.00%	0	0.00%	43	95.56%	43	95.56%
	Over Votes:	0	0.00%	0	0.00%	0	0.00%	0	0.00%
	Under Votes:	0	0.00%	0	0.00%	2	4.44%	2	4.44%
UNITED STATES REPRESENTATIVE in CONGRESS 1st Congressional District, Vote For 1									
	Mike PAPE	0	0.00%	0	0.00%	40	88.89%	40	88.89%
	Miles A. CAUGHEY JR.	0	0.00%	0	0.00%	1	2.22%	1	2.22%
	Jason BATTS	0	0.00%	0	0.00%	0	0.00%	0	0.00%
	James R. COMER	0	0.00%	0	0.00%	4	8.89%	4	8.89%
	Cast Votes:	0	0.00%	0	0.00%	45	100.00%	45	100.00%
	Over Votes:	0	0.00%	0	0.00%	0	0.00%	0	0.00%
	Under Votes:	0	0.00%	0	0.00%	0	0.00%	0	0.00%
PRESIDENT of the UNITED STATES, Vote For 1									
	Martin J. O'MALLEY	0	0.00%	0	0.00%	3	3.49%	3	3.49%
	Bernard "Bernie" SANDERS	0	0.00%	0	0.00%	31	36.05%	31	36.05%
	Hillary CLINTON	0	0.00%	0	0.00%	49	56.98%	49	56.98%
	Roque Rocky DE LA FUENTE	0	0.00%	0	0.00%	0	0.00%	0	0.00%
	"UNCOMMITTED"	0	0.00%	0	0.00%	3	3.49%	3	3.49%
	Cast Votes:	0	0.00%	0	0.00%	86	98.85%	86	98.85%
	Over Votes:	0	0.00%	0	0.00%	0	0.00%	0	0.00%
	Under Votes:	0	0.00%	0	0.00%	1	1.15%	1	1.15%
UNITED STATES SENATOR, Vote For 1									
	Jim GRAY	0	0.00%	0	0.00%	34	47.22%	34	47.22%
	Rory HOULIHAN	0	0.00%	0	0.00%	1	1.39%	1	1.39%
	Jeff KENDER	0	0.00%	0	0.00%	6	8.33%	6	8.33%
	Ron LEACH	0	0.00%	0	0.00%	14	19.44%	14	19.44%
	Tom RECKTENWALD	0	0.00%	0	0.00%	1	1.39%	1	1.39%
	Grant T. SHORT	0	0.00%	0	0.00%	5	6.94%	5	6.94%
	Sellus WILDER	0	0.00%	0	0.00%	11	15.28%	11	15.28%
	Cast Votes:	0	0.00%	0	0.00%	72	82.76%	72	82.76%
	Over Votes:	0	0.00%	0	0.00%	0	0.00%	0	0.00%
	Under Votes:	0	0.00%	0	0.00%	15	17.24%	15	17.24%

Precinct Report — Unofficial

PRESIDENTIAL PREFERENCE AND REGULAR PRIMARY — OFFICIAL BALLOT FOR CHRISTIAN COUNTY — May 17, 2016

05/19/2016 10:11 AM

Total Number of Voters : 7,148 of 0 = 0.00%

Precincts Reporting 42 of 42 = 100.00%

Party	Candidate	Absentee		Early		Election		Total	
Precinct G103 (Ballots Cast: 132)									
UNITED STATES REPRESENTATIVE in CONGRESS 1st Congressional District, Vote For 1									
	Tom OSBORNE	0	0.00%	0	0.00%	36	48.65%	36	48.65%
	Samuel L. GASKINS	0	0.00%	0	0.00%	38	51.35%	38	51.35%
	Cast Votes:	0	0.00%	0	0.00%	74	85.06%	74	85.06%
	Over Votes:	0	0.00%	0	0.00%	0	0.00%	0	0.00%
	Under Votes:	0	0.00%	0	0.00%	13	14.94%	13	14.94%

Precinct Report — Unofficial

PRESIDENTIAL PREFERENCE AND REGULAR PRIMARY — OFFICIAL BALLOT FOR CHRISTIAN COUNTY — May 17, 2016

05/19/2016 10:11 AM

Total Number of Voters : 7,148 of 0 = 0.00%

Precincts Reporting 42 of 42 = 100.00%

Party	Candidate	Absentee		Early		Election		Total	
Precinct G104 (Ballots Cast: 270)									
UNITED STATES SENATOR, Vote For 1									
	James R. GOULD	0	0.00%	0	0.00%	9	8.18%	9	8.18%
	Rand PAUL	0	0.00%	0	0.00%	95	86.36%	95	86.36%
	Stephen Howard SLAUGHTER	0	0.00%	0	0.00%	6	5.45%	6	5.45%
	Cast Votes:	0	0.00%	0	0.00%	110	100.00%	110	100.00%
	Over Votes:	0	0.00%	0	0.00%	0	0.00%	0	0.00%
	Under Votes:	0	0.00%	0	0.00%	0	0.00%	0	0.00%
UNITED STATES REPRESENTATIVE in CONGRESS 1st Congressional District, Vote For 1									
	Mike PAPE	0	0.00%	0	0.00%	84	76.36%	84	76.36%
	Miles A. CAUGHEY JR.	0	0.00%	0	0.00%	4	3.64%	4	3.64%
	Jason BATTS	0	0.00%	0	0.00%	6	5.45%	6	5.45%
	James R. COMER	0	0.00%	0	0.00%	16	14.55%	16	14.55%
	Cast Votes:	0	0.00%	0	0.00%	110	100.00%	110	100.00%
	Over Votes:	0	0.00%	0	0.00%	0	0.00%	0	0.00%
	Under Votes:	0	0.00%	0	0.00%	0	0.00%	0	0.00%
PRESIDENT of the UNITED STATES, Vote For 1									
	Martin J. O'MALLEY	0	0.00%	0	0.00%	7	4.46%	7	4.46%
	Bernard "Bernie" SANDERS	0	0.00%	0	0.00%	73	46.50%	73	46.50%
	Hillary CLINTON	0	0.00%	0	0.00%	74	47.13%	74	47.13%
	Roque Rocky DE LA FUENTE	0	0.00%	0	0.00%	0	0.00%	0	0.00%
	"UNCOMMITTED"	0	0.00%	0	0.00%	3	1.91%	3	1.91%
	Cast Votes:	0	0.00%	0	0.00%	157	98.13%	157	98.13%
	Over Votes:	0	0.00%	0	0.00%	0	0.00%	0	0.00%
	Under Votes:	0	0.00%	0	0.00%	3	1.88%	3	1.88%
UNITED STATES SENATOR, Vote For 1									
	Jim GRAY	0	0.00%	0	0.00%	65	48.51%	65	48.51%
	Rory HOULIHAN	0	0.00%	0	0.00%	10	7.46%	10	7.46%
	Jeff KENDER	0	0.00%	0	0.00%	18	13.43%	18	13.43%
	Ron LEACH	0	0.00%	0	0.00%	15	11.19%	15	11.19%
	Tom RECKTENWALD	0	0.00%	0	0.00%	7	5.22%	7	5.22%
	Grant T. SHORT	0	0.00%	0	0.00%	6	4.48%	6	4.48%
	Sellus WILDER	0	0.00%	0	0.00%	13	9.70%	13	9.70%
	Cast Votes:	0	0.00%	0	0.00%	134	83.75%	134	83.75%
	Over Votes:	0	0.00%	0	0.00%	0	0.00%	0	0.00%
	Under Votes:	0	0.00%	0	0.00%	26	16.25%	26	16.25%

Precinct Report — Unofficial

PRESIDENTIAL PREFERENCE AND REGULAR PRIMARY — OFFICIAL BALLOT FOR CHRISTIAN COUNTY — May 17, 2016

05/19/2016 10:11 AM

Total Number of Voters : 7,148 of 0 = 0.00%

Precincts Reporting 42 of 42 = 100.00%

Party	Candidate	Absentee		Early		Election		Total	
Precinct G104 (Ballots Cast: 270)									
UNITED STATES REPRESENTATIVE in CONGRESS 1st Congressional District, Vote For 1									
	Tom OSBORNE	0	0.00%	0	0.00%	67	50.38%	67	50.38%
	Samuel L. GASKINS	0	0.00%	0	0.00%	66	49.62%	66	49.62%
	Cast Votes:	0	0.00%	0	0.00%	133	83.13%	133	83.13%
	Over Votes:	0	0.00%	0	0.00%	0	0.00%	0	0.00%
	Under Votes:	0	0.00%	0	0.00%	27	16.88%	27	16.88%

Precinct Report — Unofficial

PRESIDENTIAL PREFERENCE AND REGULAR PRIMARY — OFFICIAL BALLOT FOR CHRISTIAN COUNTY — May 17, 2016

05/19/2016 10:11 AM

Total Number of Voters : 7,148 of 0 = 0.00%

Precincts Reporting 42 of 42 = 100.00%

Party	Candidate	Absentee		Early		Election		Total	
Precinct G105 (Ballots Cast: 17)									
UNITED STATES SENATOR, Vote For 1									
	James R. GOULD	0	0.00%	0	0.00%	0	0.00%	0	0.00%
	Rand PAUL	0	0.00%	0	0.00%	3	100.00%	3	100.00%
	Stephen Howard SLAUGHTER	0	0.00%	0	0.00%	0	0.00%	0	0.00%
	Cast Votes:	0	0.00%	0	0.00%	3	75.00%	3	75.00%
	Over Votes:	0	0.00%	0	0.00%	0	0.00%	0	0.00%
	Under Votes:	0	0.00%	0	0.00%	1	25.00%	1	25.00%
UNITED STATES REPRESENTATIVE in CONGRESS 1st Congressional District, Vote For 1									
	Mike PAPE	0	0.00%	0	0.00%	2	66.67%	2	66.67%
	Miles A. CAUGHEY JR.	0	0.00%	0	0.00%	0	0.00%	0	0.00%
	Jason BATTS	0	0.00%	0	0.00%	0	0.00%	0	0.00%
	James R. COMER	0	0.00%	0	0.00%	1	33.33%	1	33.33%
	Cast Votes:	0	0.00%	0	0.00%	3	75.00%	3	75.00%
	Over Votes:	0	0.00%	0	0.00%	0	0.00%	0	0.00%
	Under Votes:	0	0.00%	0	0.00%	1	25.00%	1	25.00%
PRESIDENT of the UNITED STATES, Vote For 1									
	Martin J. O'MALLEY	0	0.00%	0	0.00%	0	0.00%	0	0.00%
	Bernard "Bernie" SANDERS	0	0.00%	0	0.00%	8	61.54%	8	61.54%
	Hillary CLINTON	0	0.00%	0	0.00%	5	38.46%	5	38.46%
	Roque Rocky DE LA FUENTE	0	0.00%	0	0.00%	0	0.00%	0	0.00%
	"UNCOMMITTED"	0	0.00%	0	0.00%	0	0.00%	0	0.00%
	Cast Votes:	0	0.00%	0	0.00%	13	100.00%	13	100.00%
	Over Votes:	0	0.00%	0	0.00%	0	0.00%	0	0.00%
	Under Votes:	0	0.00%	0	0.00%	0	0.00%	0	0.00%
UNITED STATES SENATOR, Vote For 1									
	Jim GRAY	0	0.00%	0	0.00%	8	72.73%	8	72.73%
	Rory HOULIHAN	0	0.00%	0	0.00%	0	0.00%	0	0.00%
	Jeff KENDER	0	0.00%	0	0.00%	1	9.09%	1	9.09%
	Ron LEACH	0	0.00%	0	0.00%	0	0.00%	0	0.00%
	Tom RECKTENWALD	0	0.00%	0	0.00%	0	0.00%	0	0.00%
	Grant T. SHORT	0	0.00%	0	0.00%	1	9.09%	1	9.09%
	Sellus WILDER	0	0.00%	0	0.00%	1	9.09%	1	9.09%
	Cast Votes:	0	0.00%	0	0.00%	11	84.62%	11	84.62%
	Over Votes:	0	0.00%	0	0.00%	0	0.00%	0	0.00%
	Under Votes:	0	0.00%	0	0.00%	2	15.38%	2	15.38%

Precinct Report — Unofficial

PRESIDENTIAL PREFERENCE AND REGULAR PRIMARY — OFFICIAL BALLOT FOR CHRISTIAN COUNTY — May 17, 2016

05/19/2016 10:11 AM

Total Number of Voters : 7,148 of 0 = 0.00%

Precincts Reporting 42 of 42 = 100.00%

Party	Candidate	Absentee		Early		Election		Total	
Precinct G105 (Ballots Cast: 17)									
UNITED STATES REPRESENTATIVE in CONGRESS 1st Congressional District, Vote For 1									
	Tom OSBORNE	0	0.00%	0	0.00%	6	54.55%	6	54.55%
	Samuel L. GASKINS	0	0.00%	0	0.00%	5	45.45%	5	45.45%
	Cast Votes:	0	0.00%	0	0.00%	11	84.62%	11	84.62%
	Over Votes:	0	0.00%	0	0.00%	0	0.00%	0	0.00%
	Under Votes:	0	0.00%	0	0.00%	2	15.38%	2	15.38%
STATE REPRESENTATIVE 8th Representative District, Vote For 1									
	Jeffery R. TAYLOR	0	0.00%	0	0.00%	8	72.73%	8	72.73%
	John Ward THOMAS	0	0.00%	0	0.00%	3	27.27%	3	27.27%
	Cast Votes:	0	0.00%	0	0.00%	11	84.62%	11	84.62%
	Over Votes:	0	0.00%	0	0.00%	0	0.00%	0	0.00%
	Under Votes:	0	0.00%	0	0.00%	2	15.38%	2	15.38%

Precinct Report — Unofficial

PRESIDENTIAL PREFERENCE AND REGULAR PRIMARY — OFFICIAL BALLOT FOR CHRISTIAN COUNTY — May 17, 2016

05/19/2016 10:11 AM

Total Number of Voters : 7,148 of 0 = 0.00%

Precincts Reporting 42 of 42 = 100.00%

Party	Candidate	Absentee		Early		Election		Total	
Precinct G106 (Ballots Cast: 204)									
UNITED STATES SENATOR, Vote For 1									
	James R. GOULD	0	0.00%	0	0.00%	3	3.95%	3	3.95%
	Rand PAUL	0	0.00%	0	0.00%	67	88.16%	67	88.16%
	Stephen Howard SLAUGHTER	0	0.00%	0	0.00%	6	7.89%	6	7.89%
	Cast Votes:	0	0.00%	0	0.00%	76	97.44%	76	97.44%
	Over Votes:	0	0.00%	0	0.00%	0	0.00%	0	0.00%
	Under Votes:	0	0.00%	0	0.00%	2	2.56%	2	2.56%
UNITED STATES REPRESENTATIVE in CONGRESS 1st Congressional District, Vote For 1									
	Mike PAPE	0	0.00%	0	0.00%	59	75.64%	59	75.64%
	Miles A. CAUGHEY JR.	0	0.00%	0	0.00%	5	6.41%	5	6.41%
	Jason BATTS	0	0.00%	0	0.00%	2	2.56%	2	2.56%
	James R. COMER	0	0.00%	0	0.00%	12	15.38%	12	15.38%
	Cast Votes:	0	0.00%	0	0.00%	78	100.00%	78	100.00%
	Over Votes:	0	0.00%	0	0.00%	0	0.00%	0	0.00%
	Under Votes:	0	0.00%	0	0.00%	0	0.00%	0	0.00%
PRESIDENT of the UNITED STATES, Vote For 1									
	Martin J. O'MALLEY	0	0.00%	0	0.00%	5	3.97%	5	3.97%
	Bernard "Bernie" SANDERS	0	0.00%	0	0.00%	55	43.65%	55	43.65%
	Hillary CLINTON	0	0.00%	0	0.00%	57	45.24%	57	45.24%
	Roque Rocky DE LA FUENTE	0	0.00%	0	0.00%	0	0.00%	0	0.00%
	"UNCOMMITTED"	0	0.00%	0	0.00%	9	7.14%	9	7.14%
	Cast Votes:	0	0.00%	0	0.00%	126	100.00%	126	100.00%
	Over Votes:	0	0.00%	0	0.00%	0	0.00%	0	0.00%
	Under Votes:	0	0.00%	0	0.00%	0	0.00%	0	0.00%
UNITED STATES SENATOR, Vote For 1									
	Jim GRAY	0	0.00%	0	0.00%	64	63.37%	64	63.37%
	Rory HOULIHAN	0	0.00%	0	0.00%	6	5.94%	6	5.94%
	Jeff KENDER	0	0.00%	0	0.00%	7	6.93%	7	6.93%
	Ron LEACH	0	0.00%	0	0.00%	9	8.91%	9	8.91%
	Tom RECKTENWALD	0	0.00%	0	0.00%	5	4.95%	5	4.95%
	Grant T. SHORT	0	0.00%	0	0.00%	4	3.96%	4	3.96%
	Sellus WILDER	0	0.00%	0	0.00%	6	5.94%	6	5.94%
	Cast Votes:	0	0.00%	0	0.00%	101	80.16%	101	80.16%
	Over Votes:	0	0.00%	0	0.00%	0	0.00%	0	0.00%
	Under Votes:	0	0.00%	0	0.00%	25	19.84%	25	19.84%

Precinct Report — Unofficial

PRESIDENTIAL PREFERENCE AND REGULAR PRIMARY — OFFICIAL BALLOT FOR CHRISTIAN COUNTY — May 17, 2016

05/19/2016 10:11 AM

Total Number of Voters : 7,148 of 0 = 0.00%

Precincts Reporting 42 of 42 = 100.00%

Party	Candidate	Absentee		Early		Election		Total	
Precinct G106 (Ballots Cast: 204)									
UNITED STATES REPRESENTATIVE in CONGRESS 1st Congressional District, Vote For 1									
	Tom OSBORNE	0	0.00%	0	0.00%	72	67.92%	72	67.92%
	Samuel L. GASKINS	0	0.00%	0	0.00%	34	32.08%	34	32.08%
	Cast Votes:	0	0.00%	0	0.00%	106	84.13%	106	84.13%
	Over Votes:	0	0.00%	0	0.00%	0	0.00%	0	0.00%
	Under Votes:	0	0.00%	0	0.00%	20	15.87%	20	15.87%

Precinct Report — Unofficial

PRESIDENTIAL PREFERENCE AND REGULAR PRIMARY — OFFICIAL BALLOT FOR CHRISTIAN COUNTY — May 17, 2016

05/19/2016 10:11 AM

Total Number of Voters : 7,148 of 0 = 0.00%

Precincts Reporting 42 of 42 = 100.00%

Party	Candidate	Absentee		Early		Election		Total	
Precinct H101 (Ballots Cast: 144)									
UNITED STATES SENATOR, Vote For 1									
	James R. GOULD	0	0.00%	0	0.00%	7	11.86%	7	11.86%
	Rand PAUL	0	0.00%	0	0.00%	50	84.75%	50	84.75%
	Stephen Howard SLAUGHTER	0	0.00%	0	0.00%	2	3.39%	2	3.39%
	Cast Votes:	0	0.00%	0	0.00%	59	100.00%	59	100.00%
	Over Votes:	0	0.00%	0	0.00%	0	0.00%	0	0.00%
	Under Votes:	0	0.00%	0	0.00%	0	0.00%	0	0.00%
UNITED STATES REPRESENTATIVE in CONGRESS 1st Congressional District, Vote For 1									
	Mike PAPE	0	0.00%	0	0.00%	46	77.97%	46	77.97%
	Miles A. CAUGHEY JR.	0	0.00%	0	0.00%	3	5.08%	3	5.08%
	Jason BATTS	0	0.00%	0	0.00%	1	1.69%	1	1.69%
	James R. COMER	0	0.00%	0	0.00%	9	15.25%	9	15.25%
	Cast Votes:	0	0.00%	0	0.00%	59	100.00%	59	100.00%
	Over Votes:	0	0.00%	0	0.00%	0	0.00%	0	0.00%
	Under Votes:	0	0.00%	0	0.00%	0	0.00%	0	0.00%
PRESIDENT of the UNITED STATES, Vote For 1									
	Martin J. O'MALLEY	0	0.00%	0	0.00%	2	2.35%	2	2.35%
	Bernard "Bernie" SANDERS	0	0.00%	0	0.00%	43	50.59%	43	50.59%
	Hillary CLINTON	0	0.00%	0	0.00%	29	34.12%	29	34.12%
	Roque Rocky DE LA FUENTE	0	0.00%	0	0.00%	0	0.00%	0	0.00%
	"UNCOMMITTED"	0	0.00%	0	0.00%	11	12.94%	11	12.94%
	Cast Votes:	0	0.00%	0	0.00%	85	100.00%	85	100.00%
	Over Votes:	0	0.00%	0	0.00%	0	0.00%	0	0.00%
	Under Votes:	0	0.00%	0	0.00%	0	0.00%	0	0.00%
UNITED STATES SENATOR, Vote For 1									
	Jim GRAY	0	0.00%	0	0.00%	34	49.28%	34	49.28%
	Rory HOULIHAN	0	0.00%	0	0.00%	5	7.25%	5	7.25%
	Jeff KENDER	0	0.00%	0	0.00%	6	8.70%	6	8.70%
	Ron LEACH	0	0.00%	0	0.00%	12	17.39%	12	17.39%
	Tom RECKTENWALD	0	0.00%	0	0.00%	2	2.90%	2	2.90%
	Grant T. SHORT	0	0.00%	0	0.00%	2	2.90%	2	2.90%
	Sellus WILDER	0	0.00%	0	0.00%	8	11.59%	8	11.59%
	Cast Votes:	0	0.00%	0	0.00%	69	81.18%	69	81.18%
	Over Votes:	0	0.00%	0	0.00%	0	0.00%	0	0.00%
	Under Votes:	0	0.00%	0	0.00%	16	18.82%	16	18.82%

Precinct Report — Unofficial

PRESIDENTIAL PREFERENCE AND REGULAR PRIMARY — OFFICIAL BALLOT FOR CHRISTIAN COUNTY — May 17, 2016

05/19/2016 10:11 AM

Total Number of Voters : 7,148 of 0 = 0.00%

Precincts Reporting 42 of 42 = 100.00%

Party	Candidate	Absentee		Early		Election		Total	
Precinct H101 (Ballots Cast: 144)									
UNITED STATES REPRESENTATIVE in CONGRESS 1st Congressional District, Vote For 1									
	Tom OSBORNE	0	0.00%	0	0.00%	44	61.11%	44	61.11%
	Samuel L. GASKINS	0	0.00%	0	0.00%	28	38.89%	28	38.89%
	Cast Votes:	0	0.00%	0	0.00%	72	84.71%	72	84.71%
	Over Votes:	0	0.00%	0	0.00%	0	0.00%	0	0.00%
	Under Votes:	0	0.00%	0	0.00%	13	15.29%	13	15.29%

Precinct Report — Unofficial

PRESIDENTIAL PREFERENCE AND REGULAR PRIMARY — OFFICIAL BALLOT FOR CHRISTIAN COUNTY — May 17, 2016

05/19/2016 10:11 AM

Total Number of Voters : 7,148 of 0 = 0.00%

Precincts Reporting 42 of 42 = 100.00%

Party	Candidate	Absentee		Early		Election		Total	
Precinct H102 (Ballots Cast: 228)									
UNITED STATES SENATOR, Vote For 1									
	James R. GOULD	0	0.00%	0	0.00%	10	11.90%	10	11.90%
	Rand PAUL	0	0.00%	0	0.00%	72	85.71%	72	85.71%
	Stephen Howard SLAUGHTER	0	0.00%	0	0.00%	2	2.38%	2	2.38%
	Cast Votes:	0	0.00%	0	0.00%	84	100.00%	84	100.00%
	Over Votes:	0	0.00%	0	0.00%	0	0.00%	0	0.00%
	Under Votes:	0	0.00%	0	0.00%	0	0.00%	0	0.00%
UNITED STATES REPRESENTATIVE in CONGRESS 1st Congressional District, Vote For 1									
	Mike PAPE	0	0.00%	0	0.00%	53	63.86%	53	63.86%
	Miles A. CAUGHEY JR.	0	0.00%	0	0.00%	5	6.02%	5	6.02%
	Jason BATTS	0	0.00%	0	0.00%	6	7.23%	6	7.23%
	James R. COMER	0	0.00%	0	0.00%	19	22.89%	19	22.89%
	Cast Votes:	0	0.00%	0	0.00%	83	98.81%	83	98.81%
	Over Votes:	0	0.00%	0	0.00%	0	0.00%	0	0.00%
	Under Votes:	0	0.00%	0	0.00%	1	1.19%	1	1.19%
PRESIDENT of the UNITED STATES, Vote For 1									
	Martin J. O'MALLEY	0	0.00%	0	0.00%	5	3.47%	5	3.47%
	Bernard "Bernie" SANDERS	0	0.00%	0	0.00%	72	50.00%	72	50.00%
	Hillary CLINTON	0	0.00%	0	0.00%	51	35.42%	51	35.42%
	Roque Rocky DE LA FUENTE	0	0.00%	0	0.00%	0	0.00%	0	0.00%
	"UNCOMMITTED"	0	0.00%	0	0.00%	16	11.11%	16	11.11%
	Cast Votes:	0	0.00%	0	0.00%	144	100.00%	144	100.00%
	Over Votes:	0	0.00%	0	0.00%	0	0.00%	0	0.00%
	Under Votes:	0	0.00%	0	0.00%	0	0.00%	0	0.00%
UNITED STATES SENATOR, Vote For 1									
	Jim GRAY	0	0.00%	0	0.00%	49	41.18%	49	41.18%
	Rory HOULIHAN	0	0.00%	0	0.00%	4	3.36%	4	3.36%
	Jeff KENDER	0	0.00%	0	0.00%	22	18.49%	22	18.49%
	Ron LEACH	0	0.00%	0	0.00%	23	19.33%	23	19.33%
	Tom RECKTENWALD	0	0.00%	0	0.00%	4	3.36%	4	3.36%
	Grant T. SHORT	0	0.00%	0	0.00%	9	7.56%	9	7.56%
	Sellus WILDER	0	0.00%	0	0.00%	8	6.72%	8	6.72%
	Cast Votes:	0	0.00%	0	0.00%	119	82.64%	119	82.64%
	Over Votes:	0	0.00%	0	0.00%	0	0.00%	0	0.00%
	Under Votes:	0	0.00%	0	0.00%	25	17.36%	25	17.36%

Precinct Report — Unofficial

PRESIDENTIAL PREFERENCE AND REGULAR PRIMARY — OFFICIAL BALLOT FOR CHRISTIAN COUNTY — May 17, 2016

05/19/2016 10:11 AM

Total Number of Voters : 7,148 of 0 = 0.00%

Precincts Reporting 42 of 42 = 100.00%

Party	Candidate	Absentee		Early		Election		Total	
Precinct H102 (Ballots Cast: 228)									
UNITED STATES REPRESENTATIVE in CONGRESS 1st Congressional District, Vote For 1									
	Tom OSBORNE	0	0.00%	0	0.00%	71	59.66%	71	59.66%
	Samuel L. GASKINS	0	0.00%	0	0.00%	48	40.34%	48	40.34%
	Cast Votes:	0	0.00%	0	0.00%	119	82.64%	119	82.64%
	Over Votes:	0	0.00%	0	0.00%	0	0.00%	0	0.00%
	Under Votes:	0	0.00%	0	0.00%	25	17.36%	25	17.36%

Precinct Report — Unofficial

PRESIDENTIAL PREFERENCE AND REGULAR PRIMARY — OFFICIAL BALLOT FOR CHRISTIAN COUNTY — May 17, 2016

05/19/2016 10:11 AM

Total Number of Voters : 7,148 of 0 = 0.00%

Precincts Reporting 42 of 42 = 100.00%

Party	Candidate	Absentee		Early		Election		Total	
Precinct H103 (Ballots Cast: 218)									
UNITED STATES SENATOR, Vote For 1									
	James R. GOULD	0	0.00%	0	0.00%	4	6.78%	4	6.78%
	Rand PAUL	0	0.00%	0	0.00%	50	84.75%	50	84.75%
	Stephen Howard SLAUGHTER	0	0.00%	0	0.00%	5	8.47%	5	8.47%
	Cast Votes:	0	0.00%	0	0.00%	59	98.33%	59	98.33%
	Over Votes:	0	0.00%	0	0.00%	0	0.00%	0	0.00%
	Under Votes:	0	0.00%	0	0.00%	1	1.67%	1	1.67%
UNITED STATES REPRESENTATIVE in CONGRESS 1st Congressional District, Vote For 1									
	Mike PAPE	0	0.00%	0	0.00%	43	71.67%	43	71.67%
	Miles A. CAUGHEY JR.	0	0.00%	0	0.00%	2	3.33%	2	3.33%
	Jason BATTS	0	0.00%	0	0.00%	2	3.33%	2	3.33%
	James R. COMER	0	0.00%	0	0.00%	13	21.67%	13	21.67%
	Cast Votes:	0	0.00%	0	0.00%	60	100.00%	60	100.00%
	Over Votes:	0	0.00%	0	0.00%	0	0.00%	0	0.00%
	Under Votes:	0	0.00%	0	0.00%	0	0.00%	0	0.00%
PRESIDENT of the UNITED STATES, Vote For 1									
	Martin J. O'MALLEY	0	0.00%	0	0.00%	2	1.27%	2	1.27%
	Bernard "Bernie" SANDERS	0	0.00%	0	0.00%	48	30.57%	48	30.57%
	Hillary CLINTON	0	0.00%	0	0.00%	92	58.60%	92	58.60%
	Roque Rocky DE LA FUENTE	0	0.00%	0	0.00%	0	0.00%	0	0.00%
	"UNCOMMITTED"	0	0.00%	0	0.00%	15	9.55%	15	9.55%
	Cast Votes:	0	0.00%	0	0.00%	157	99.37%	157	99.37%
	Over Votes:	0	0.00%	0	0.00%	0	0.00%	0	0.00%
	Under Votes:	0	0.00%	0	0.00%	1	0.63%	1	0.63%
UNITED STATES SENATOR, Vote For 1									
	Jim GRAY	0	0.00%	0	0.00%	60	47.24%	60	47.24%
	Rory HOULIHAN	0	0.00%	0	0.00%	9	7.09%	9	7.09%
	Jeff KENDER	0	0.00%	0	0.00%	22	17.32%	22	17.32%
	Ron LEACH	0	0.00%	0	0.00%	15	11.81%	15	11.81%
	Tom RECKTENWALD	0	0.00%	0	0.00%	2	1.57%	2	1.57%
	Grant T. SHORT	0	0.00%	0	0.00%	10	7.87%	10	7.87%
	Sellus WILDER	0	0.00%	0	0.00%	9	7.09%	9	7.09%
	Cast Votes:	0	0.00%	0	0.00%	127	80.38%	127	80.38%
	Over Votes:	0	0.00%	0	0.00%	0	0.00%	0	0.00%
	Under Votes:	0	0.00%	0	0.00%	31	19.62%	31	19.62%

Precinct Report — Unofficial

PRESIDENTIAL PREFERENCE AND REGULAR PRIMARY — OFFICIAL BALLOT FOR CHRISTIAN COUNTY — May 17, 2016

05/19/2016 10:11 AM

Total Number of Voters : 7,148 of 0 = 0.00%

Precincts Reporting 42 of 42 = 100.00%

Party	Candidate	Absentee		Early		Election		Total	
Precinct H103 (Ballots Cast: 218)									
UNITED STATES REPRESENTATIVE in CONGRESS 1st Congressional District, Vote For 1									
	Tom OSBORNE	0	0.00%	0	0.00%	66	50.38%	66	50.38%
	Samuel L. GASKINS	0	0.00%	0	0.00%	65	49.62%	65	49.62%
	Cast Votes:	0	0.00%	0	0.00%	131	82.91%	131	82.91%
	Over Votes:	0	0.00%	0	0.00%	0	0.00%	0	0.00%
	Under Votes:	0	0.00%	0	0.00%	27	17.09%	27	17.09%

Precinct Report — Unofficial

PRESIDENTIAL PREFERENCE AND REGULAR PRIMARY — OFFICIAL BALLOT FOR CHRISTIAN COUNTY — May 17, 2016

05/19/2016 10:11 AM

Total Number of Voters : 7,148 of 0 = 0.00%

Precincts Reporting 42 of 42 = 100.00%

Party	Candidate	Absentee		Early		Election		Total	
Precinct H104 (Ballots Cast: 201)									
UNITED STATES SENATOR, Vote For 1									
	James R. GOULD	0	0.00%	0	0.00%	4	5.06%	4	5.06%
	Rand PAUL	0	0.00%	0	0.00%	72	91.14%	72	91.14%
	Stephen Howard SLAUGHTER	0	0.00%	0	0.00%	3	3.80%	3	3.80%
	Cast Votes:	0	0.00%	0	0.00%	79	98.75%	79	98.75%
	Over Votes:	0	0.00%	0	0.00%	0	0.00%	0	0.00%
	Under Votes:	0	0.00%	0	0.00%	1	1.25%	1	1.25%
UNITED STATES REPRESENTATIVE in CONGRESS 1st Congressional District, Vote For 1									
	Mike PAPE	0	0.00%	0	0.00%	50	62.50%	50	62.50%
	Miles A. CAUGHEY JR.	0	0.00%	0	0.00%	1	1.25%	1	1.25%
	Jason BATTS	0	0.00%	0	0.00%	6	7.50%	6	7.50%
	James R. COMER	0	0.00%	0	0.00%	23	28.75%	23	28.75%
	Cast Votes:	0	0.00%	0	0.00%	80	100.00%	80	100.00%
	Over Votes:	0	0.00%	0	0.00%	0	0.00%	0	0.00%
	Under Votes:	0	0.00%	0	0.00%	0	0.00%	0	0.00%
PRESIDENT of the UNITED STATES, Vote For 1									
	Martin J. O'MALLEY	0	0.00%	0	0.00%	6	5.00%	6	5.00%
	Bernard "Bernie" SANDERS	0	0.00%	0	0.00%	68	56.67%	68	56.67%
	Hillary CLINTON	0	0.00%	0	0.00%	33	27.50%	33	27.50%
	Roque Rocky DE LA FUENTE	0	0.00%	0	0.00%	0	0.00%	0	0.00%
	"UNCOMMITTED"	0	0.00%	0	0.00%	13	10.83%	13	10.83%
	Cast Votes:	0	0.00%	0	0.00%	120	99.17%	120	99.17%
	Over Votes:	0	0.00%	0	0.00%	0	0.00%	0	0.00%
	Under Votes:	0	0.00%	0	0.00%	1	0.83%	1	0.83%
UNITED STATES SENATOR, Vote For 1									
	Jim GRAY	0	0.00%	0	0.00%	41	42.27%	41	42.27%
	Rory HOULIHAN	0	0.00%	0	0.00%	7	7.22%	7	7.22%
	Jeff KENDER	0	0.00%	0	0.00%	12	12.37%	12	12.37%
	Ron LEACH	0	0.00%	0	0.00%	18	18.56%	18	18.56%
	Tom RECKTENWALD	0	0.00%	0	0.00%	5	5.15%	5	5.15%
	Grant T. SHORT	0	0.00%	0	0.00%	2	2.06%	2	2.06%
	Sellus WILDER	0	0.00%	0	0.00%	12	12.37%	12	12.37%
	Cast Votes:	0	0.00%	0	0.00%	97	80.17%	97	80.17%
	Over Votes:	0	0.00%	0	0.00%	0	0.00%	0	0.00%
	Under Votes:	0	0.00%	0	0.00%	24	19.83%	24	19.83%

Precinct Report — Unofficial

PRESIDENTIAL PREFERENCE AND REGULAR PRIMARY — OFFICIAL BALLOT FOR CHRISTIAN COUNTY — May 17, 2016

05/19/2016 10:11 AM

Total Number of Voters : 7,148 of 0 = 0.00%

Precincts Reporting 42 of 42 = 100.00%

Party	Candidate	Absentee		Early		Election		Total	
Precinct H104 (Ballots Cast: 201)									
UNITED STATES REPRESENTATIVE in CONGRESS 1st Congressional District, Vote For 1									
	Tom OSBORNE	0	0.00%	0	0.00%	54	53.47%	54	53.47%
	Samuel L. GASKINS	0	0.00%	0	0.00%	47	46.53%	47	46.53%
	Cast Votes:	0	0.00%	0	0.00%	101	83.47%	101	83.47%
	Over Votes:	0	0.00%	0	0.00%	0	0.00%	0	0.00%
	Under Votes:	0	0.00%	0	0.00%	20	16.53%	20	16.53%

Cumulative Report — Unofficial

PRESIDENTIAL PREFERENCE AND REGULAR PRIMARY — OFFICIAL BALLOT FOR CLARK COUNTY — May 17, 2016

05/17/2016 07:32 PM

Total Number of Voters : 5,586 of 0 = 0.00%

Precincts Reporting 27 of 27 = 100.00%

Party	Candidate	Absentee		Early		Election		Total	
UNITED STATES SENATOR, Vote For 1									
	Stephen Howard SLAUGHTER	0	0.00%	0	0.00%	73	4.75%	73	4.75%
	James R. GOULD	0	0.00%	0	0.00%	105	6.83%	105	6.83%
	Rand PAUL	0	0.00%	0	0.00%	1,360	88.43%	1,360	88.43%
	Cast Votes:	0	0.00%	0	0.00%	1,538	98.40%	1,538	98.40%
	Over Votes:	0	0.00%	0	0.00%	0	0.00%	0	0.00%
	Under Votes:	0	0.00%	0	0.00%	25	1.60%	25	1.60%
UNITED STATES REPRESENTATIVE in CONGRESS 6th Congressional District, Vote For 1									
	Roger Q. BRILL	0	0.00%	0	0.00%	194	12.58%	194	12.58%
	Andy BARR	0	0.00%	0	0.00%	1,348	87.42%	1,348	87.42%
	Cast Votes:	0	0.00%	0	0.00%	1,542	98.66%	1,542	98.66%
	Over Votes:	0	0.00%	0	0.00%	0	0.00%	0	0.00%
	Under Votes:	0	0.00%	0	0.00%	21	1.34%	21	1.34%
STATE REPRESENTATIVE 73rd Representative District, Vote For 1									
	Les YATES	0	0.00%	0	0.00%	288	18.77%	288	18.77%
	Donna MAYFIELD	0	0.00%	0	0.00%	1,246	81.23%	1,246	81.23%
	Cast Votes:	0	0.00%	0	0.00%	1,534	98.14%	1,534	98.14%
	Over Votes:	0	0.00%	0	0.00%	0	0.00%	0	0.00%
	Under Votes:	0	0.00%	0	0.00%	29	1.86%	29	1.86%
PRESIDENT of the UNITED STATES, Vote For 1									
	Martin J. O'MALLEY	0	0.00%	0	0.00%	46	1.16%	46	1.16%
	Bernard "Bernie" SANDERS	0	0.00%	0	0.00%	1,888	47.48%	1,888	47.48%
	Hillary CLINTON	0	0.00%	0	0.00%	1,810	45.52%	1,810	45.52%
	Roque Rocky DE LA FUENTE	0	0.00%	0	0.00%	17	0.43%	17	0.43%
	"UNCOMMITTED"	0	0.00%	0	0.00%	215	5.41%	215	5.41%
	Cast Votes:	0	0.00%	0	0.00%	3,976	98.83%	3,976	98.83%
	Over Votes:	0	0.00%	0	0.00%	0	0.00%	0	0.00%
	Under Votes:	0	0.00%	0	0.00%	47	1.17%	47	1.17%

Cumulative Report — Unofficial

PRESIDENTIAL PREFERENCE AND REGULAR PRIMARY — OFFICIAL BALLOT FOR CLARK COUNTY — May 17, 2016

05/17/2016 07:32 PM

Total Number of Voters : 5,586 of 0 = 0.00%

Precincts Reporting 27 of 27 = 100.00%

Party	Candidate	Absentee		Early		Election		Total	
UNITED STATES SENATOR, Vote For 1									
	Grant T. SHORT	0	0.00%	0	0.00%	107	2.80%	107	2.80%
	Sellus WILDER	0	0.00%	0	0.00%	280	7.33%	280	7.33%
	Jim GRAY	0	0.00%	0	0.00%	3,015	78.91%	3,015	78.91%
	Rory HOULIHAN	0	0.00%	0	0.00%	177	4.63%	177	4.63%
	Jeff KENDER	0	0.00%	0	0.00%	79	2.07%	79	2.07%
	Ron LEACH	0	0.00%	0	0.00%	115	3.01%	115	3.01%
	Tom RECKTENWALD	0	0.00%	0	0.00%	48	1.26%	48	1.26%
	Cast Votes:	0	0.00%	0	0.00%	3,821	94.98%	3,821	94.98%
	Over Votes:	0	0.00%	0	0.00%	0	0.00%	0	0.00%
	Under Votes:	0	0.00%	0	0.00%	202	5.02%	202	5.02%
UNITED STATES REPRESENTATIVE in CONGRESS 6th Congressional District, Vote For 1									
	Nancy Jo KEMPER	0	0.00%	0	0.00%	2,447	70.30%	2,447	70.30%
	Michael COBLENZ	0	0.00%	0	0.00%	226	6.49%	226	6.49%
	Geoffrey M. "Geoff" YOUNG	0	0.00%	0	0.00%	808	23.21%	808	23.21%
	Cast Votes:	0	0.00%	0	0.00%	3,481	86.53%	3,481	86.53%
	Over Votes:	0	0.00%	0	0.00%	0	0.00%	0	0.00%
	Under Votes:	0	0.00%	0	0.00%	542	13.47%	542	13.47%
STATE REPRESENTATIVE 73rd Representative District, Vote For 1									
	Kenneth BLAIR	0	0.00%	0	0.00%	1,049	28.82%	1,049	28.82%
	John M. HENDRICKS	0	0.00%	0	0.00%	2,591	71.18%	2,591	71.18%
	Cast Votes:	0	0.00%	0	0.00%	3,640	90.48%	3,640	90.48%
	Over Votes:	0	0.00%	0	0.00%	0	0.00%	0	0.00%
	Under Votes:	0	0.00%	0	0.00%	383	9.52%	383	9.52%

PRIMARY ELECTION
CLARK COUNTY - 6TH. CONG. DIST.
RECAPITULATION SHEET
MAY 17, 2016

	E-SCAN	ABSENTEE ESLATE			BECKNERVILLE			BOONESBORO			HAMPTON			STONEYBROOK			CALMES			FOREST GROVE			GARNER			GOODES			PINCHEM			ECTON		
		Mail-In	Walk-In	Total	eSlate	eScan	Total	eSlate	eScan	Total	eSlate	eScan	Total	eSlate	eScan	Total	eSlate	eScan	Total	eSlate	eScan	Total	eSlate	eScan	Total	eSlate	eScan	Total	eSlate	eScan	Total	eSlate	eScan	Total
UNITED STATES SENATOR - REP																																	
Stephen Howard SLAUGHTER	0	0	0	0	2	4	6	3	2	5	1	1	2	3	0	3	2	3	5	4	2	6	1	0	1	0	0	0	1	0	1	2	1	3
James R. GOULD	1	0	1	2	3	2	5	0	4	4	1	7	8	2	3	5	1	3	4	2	1	3	3	2	5	2	2	4	0	1	1	2	3	5
Rand PAUL	18	2	24	44	28	92	120	12	42	54	31	40	71	42	39	81	28	46	74	29	45	74	15	9	24	15	17	32	6	27	33	33	38	71
U.S. REP. in CONGRESS - 6th Cong. Dist. - REP																																		
Roger Q. BRILL	1	0	2	3	6	12	18	2	5	7	2	6	8	7	3	10	4	7	11	4	6	10	2	2	4	5	3	8	1	2	3	5	4	9
Andy BARR	18	2	23	43	27	86	113	13	43	56	30	42	72	40	39	79	28	46	74	31	42	73	17	9	26	11	16	27	6	27	33	32	38	70
STATE REPRESENTATIVE - 73rd Rep. Dist. - DEM																																		
Les YATES	0	0	2	2	4	16	20	1	2	3	3	3	6	11	8	19	8	7	15	16	12	28	4	4	8	4	2	6	1	6	7	8	12	20
Donna MAYFIELD	19	2	23	44	28	83	111	14	47	61	30	45	75	36	33	69	24	45	69	20	36	56	15	7	22	12	17	29	6	23	29	29	30	59
PRESIDENT of the UNITED STATES - DEM																																		
Martin J. O'MALLEY	0	0	2	2	2	2	4	0	3	3	1	0	1	1	0	1	1	1	2	1	2	3	0	0	0	1	1	2	0	2	2	0	0	0
Bernard "Bernie" SANDERS	10	8	18	36	36	84	120	9	68	77	51	52	103	63	40	103	37	27	64	52	72	124	28	7	35	37	30	67	15	69	84	35	43	78
Hillary CLINTON	19	15	12	46	23	92	115	4	58	62	36	44	80	60	26	86	30	37	67	38	57	96	24	23	47	21	20	41	12	38	50	37	41	78
Roque Rocky DE LA FUENTE	0	0	0	0	0	0	0	0	3	3	0	0	0	1	0	1	1	0	1	0	0	0	0	0	0	1	1	2	0	2	2	0	2	2
"UNCOMMITTED"	4	1	3	8	3	13	16	1	13	14	4	3	7	5	5	10	9	5	14	7	6	13	2	3	5	5	2	7	4	5	9	5	3	8
UNITED STATES SENATOR - DEM																																		
Grant T. SHORT	1	0	0	1	4	2	6	0	2	2	3	4	7	3	1	4	1	1	2	1	0	1	1	1	2	5	3	8	4	1	5	1	4	5
Sellus WILDER	0	0	2	2	6	16	22	0	10	10	5	5	10	8	4	12	4	0	4	11	13	24	4	5	9	5	3	8	2	13	15	5	7	12
Jim GRAY	24	23	30	77	48	152	200	13	113	126	76	81	157	101	49	150	58	55	113	74	93	167	38	23	61	45	43	88	18	82	100	61	68	129
Rory HOULIHAN	1	0	0	1	2	5	7	0	2	2	4	2	6	1	4	15	7	8	15	5	10	15	2	1	3	2	2	4	3	10	13	4	2	6
Jeff KENDER	1	0	2	3	0	4	4	0	3	3	0	2	2	1	1	2	1	0	1	1	10	11	1	1	2	1	0	1	0	1	1	2	4	6
Ron LEACH	2	0	1	3	2	6	8	0	6	6	3	0	3	4	1	5	3	2	5	1	2	3	1	0	1	3	2	5	2	2	4	4	1	5
Tom RECKTENWALD	0	1	0	1	0	1	1	1	3	4	0	0	0	0	3	3	1	0	1	0	4	4	1	0	1	0	1	1	0	1	1	0	1	1
U.S. REP. in CONGRESS - 6th Cong. Dist. - DEM																																		
Nancy Jo KEMPER	20	12	23	55	42	132	174	8	97	105	69	70	139	78	33	111	53	44	97	56	76	132	31	24	55	33	29	62	13	48	61	54	47	101
Michael COBLENZ	4	4	1	9	2	11	13	0	4	4	1	1	2	9	4	13	2	3	5	3	6	9	4	4	8	5	6	11	4	11	15	2	9	11
Geoffrey M. "Geoff" YOUNG	4	6	9	19	12	27	39	5	28	33	13	14	27	27	18	45	13	16	29	24	33	57	12	3	15	19	15	34	11	37	48	14	21	35
STATE REPRESENTATIVE - 73rd Rep. Dist. - DEM																																		
Kenneth BLAIR	4	10	7	21	12	47	59	3	35	38	16	19	35	21	16	37	15	15	30	24	30	54	15	11	26	26	10	36	9	36	45	21	22	43
John M. HENDRICKS	24	11	28	63	43	125	168	10	98	108	71	71	142	98	50	148	57	50	107	62	100	162	34	20	54	34	38	72	18	67	85	52	62	114

PRIMARY ELECTION
CLARK COUNTY - 6TH. CONG. DIST.
RECAPITULATION SHEET
MAY 17, 2016

	FRANKLIN			KIDDVILLE			WADES MILL			MT. ABBOTT			RENICK			VANMETER			VICTORY			McCLURE			SPHAR			SUNSET			CITY HALL		
	eSlate	eScan	Total	eSlate	eScan	Total	eSlate	eScan	Total	eSlate	eScan	Total	eSlate	eScan	Total	eSlate	eScan	Total	eSlate	eScan	Total	eSlate	eScan	Total	eSlate	eScan	Total	eSlate	eScan	Total	eSlate	eScan	Total
UNITED STATES SENATOR - REP																																	
Stephen Howard SLAUGHTER	1	3	4	0	1	1	0	2	2	0	1	1	4	0	4	2	3	5	2	3	5	1	0	1	2	2	4	0	0	0	1	0	1
James R. GOULD	3	0	3	2	3	5	8	4	12	0	0	0	2	1	3	2	1	3	2	3	5	3	0	3	2	6	8	3	1	4	0	0	0
Rand PAUL	25	21	46	25	44	69	39	46	85	2	6	8	26	19	45	33	20	53	15	18	33	27	18	45	52	57	109	26	13	39	10	3	13
U.S. REP. in CONGRESS - 6th Cong. Dist. - REP																																	
Roger Q. BRILL	3	4	7	4	4	8	5	3	8	0	1	1	4	1	5	6	1	7	5	6	11	5	1	6	5	10	15	3	1	4	4	0	4
Andy BARR	25	20	45	23	44	67	42	51	93	2	6	8	29	18	47	29	23	52	14	18	32	26	17	43	52	57	109	26	13	39	6	2	8
STATE REPRESENTATIVE - 73rd Rep. Dist. - DEM																																	
Les YATES	8	2	10	6	14	20	9	5	14	0	0	0	7	2	9	12	5	17	3	4	7	8	1	9	9	8	17	5	3	8	6	0	6
Donna MAYFIELD	19	22	41	20	34	54	38	46	84	2	7	9	24	16	40	25	19	44	16	19	35	22	16	38	48	57	105	24	11	35	5	3	8
PRESIDENT of the UNITED STATES - DEM																																	
Martin J. O'MALLEY	3	2	5	1	3	4	0	0	0	1	1	2	0	2	2	1	0	1	2	1	3	1	0	1	0	1	1	2	0	2	0	1	1
Bernard "Bernie" SANDERS	45	26	71	36	58	94	43	35	78	6	6	12	61	34	95	30	33	63	34	36	70	45	26	71	89	47	136	14	22	36	18	12	30
Hillary CLINTON	35	40	75	17	42	59	36	33	69	7	12	19	53	52	105	17	37	54	41	15	116	31	15	46	61	72	133	24	15	39	49	36	85
Roque Rocky DE LA FUENTE	0	0	0	1	1	2	0	0	0	0	0	0	0	0	0	0	0	0	1	0	1	0	0	0	1	0	1	0	0	0	0	0	0
"UNCOMMITTED"	2	1	3	1	15	16	7	7	14	0	1	1	2	4	6	4	5	9	2	5	7	4	2	6	6	8	14	3	5	8	1	0	1
UNITED STATES SENATOR - DEM																																	
Grant T. SHORT	2	5	7	3	3	6	3	1	4	0	0	0	3	2	5	1	3	4	0	2	2	1	2	3	6	5	11	1	0	1	6	0	6
Sellus WILDER	4	6	10	2	4	6	4	6	10	0	2	2	13	5	18	2	3	5	7	5	12	4	5	9	13	9	22	3	5	8	4	2	6
Jim GRAY	64	47	111	40	93	133	62	57	119	11	15	26	85	72	157	38	60	98	62	85	147	73	28	101	119	97	216	35	32	67	47	38	85
Rory HOULIHAN	7	6	13	6	6	12	5	2	7	2	0	2	5	3	8	4	2	6	0	2	2	2	0	2	3	7	10	1	2	3	2	2	4
Jeff KENDER	0	3	3	2	3	5	4	1	5	0	0	0	1	1	2	0	0	0	5	2	7	3	1	4	4	3	7	0	2	2	0	0	0
Ron LEACH	1	2	3	3	6	9	5	2	7	2	1	3	1	2	3	1	4	5	3	9	12	0	2	2	6	0	6	1	0	1	2	1	3
Tom RECKTENWALD	3	0	3	0	1	1	2	1	3	0	0	0	2	2	4	1	1	2	2	3	5	1	1	2	3	0	3	1	1	2	0	0	0
U.S. REP. in CONGRESS - 6th Cong. Dist. - DEM																																	
Nancy Jo KEMPER	48	42	90	31	69	100	60	51	111	10	14	24	84	60	144	32	43	75	56	63	119	56	24	80	96	79	175	28	22	50	43	26	69
Michael COBLENZ	5	4	9	3	5	8	2	5	7	2	1	3	3	5	8	2	9	11	7	10	17	4	0	4	10	3	13	4	3	7	2	4	6
Geoffrey M. "Geoff" YOUNG	24	16	40	15	36	51	15	10	25	1	3	4	16	19	35	11	15	26	12	20	32	17	11	28	31	24	55	7	10	17	12	6	18
STATE REPRESENTATIVE - 73rd Rep. Dist. - DEM																																	
Kenneth BLAIR	29	23	52	14	30	44	24	16	40	2	7	9	47	31	78	17	25	42	29	34	63	23	9	32	58	33	91	8	11	19	20	14	34
John M. HENDRICKS	51	44	95	37	81	118	56	50	106	11	10	21	55	51	106	28	44	72	46	69	115	58	32	90	89	86	175	33	28	61	39	27	66

PRIMARY ELECTION
CLARK COUNTY - 6TH. CONG. DIST.
RECAPITULATION SHEET
MAY 17, 2016

	FAIRFAX			MT. VERNON			NORTH WINCHESTER			SOUTH PARK			WINCHESTER			GRAND TOTAL
	eSlate	eScan	Total	eSlate	eScan	Total	eSlate	eScan	Total	eSlate	eScan	Total	eSlate	eScan	Total	
UNITED STATES SENATOR - REP																
Stephen Howard SLAUGHTER	1	0	1	0	4	4	0	0	0	4	1	5	0	3	3	73
James R. GOULD	0	0	0	1	7	8	1	0	1	0	0	0	0	4	4	105
Rand PAUL	12	2	14	21	30	51	3	1	4	12	14	26	0	42	42	360
U.S. REP. in CONGRESS - 6th Cong. Dist. - REP																
Roger Q. BRILL	3	1	4	2	8	10	1	0	1	5	3	8	0	4	4	194
Andy BARR	11	1	12	20	34	54	3	1	4	11	11	22	0	47	47	348
STATE REPRESENTATIVE - 73rd Rep. Dist. - DEM																
Les YATES	5	0	5	3	9	12	2	0	2	4	5	9	0	9	9	288
Donna MAYFIELD	9	2	11	19	33	52	2	0	2	12	10	22	0	42	42	1246
PRESIDENT of the UNITED STATES - DEM																
Martin J. O'MALLEY	2	0	2	0	1	1	0	0	0	0	1	1	0	0	0	46
Bernard "Bernie" SANDERS	31	12	43	34	38	72	8	6	14	29	33	62	2	48	50	1888
Hillary CLINTON	23	12	35	22	30	52	37	31	68	19	24	43	4	41	45	1810
Roque Rocky DE LA FUENTE	1	1	2	0	0	0	0	0	0	0	0	0	0	0	0	17
"UNCOMMITTED"	1	0	1	1	6	7	1	1	2	3	1	4	1	4	5	215
UNITED STATES SENATOR - DEM																
Grant T. SHORT	4	2	6	1	1	2	2	0	2	1	1	2	0	3	3	101
Sellus WILDER	5	3	8	4	9	13	1	2	3	5	7	12	0	8	8	280
Jim GRAY	43	18	61	42	58	100	32	34	66	40	45	85	7	68	75	3015
Rory HOULIHAN	2	0	2	5	1	6	3	0	3	2	2	4	0	6	6	179
Jeff KENDER	1	1	2	1	1	2	1	0	1	0	1	1	0	2	2	79
Ron LEACH	3	0	3	2	3	5	2	0	2	1	0	1	0	2	2	115
Tom RECKTENWALD	0	0	0	1	0	1	1	0	1	1	2	3	0	0	0	48
U.S. REP. in CONGRESS - 6th Cong. Dist. - DEM																
Nancy Jo KEMPER	30	19	49	38	51	89	23	23	46	34	38	72	5	58	63	2449
Michael COBLENZ	4	2	6	6	3	9	4	3	7	3	6	9	0	2	2	226
Geoffrey M. "Geoff" YOUNG	15	1	16	9	15	24	7	7	14	11	11	22	0	20	20	808
STATE REPRESENTATIVE - 73rd Rep. Dist. - DEM																
Kenneth BLAIR	11	4	15	13	19	32	10	11	21	17	20	37	3	13	16	1049
John M. HENDRICKS	40	19	59	42	53	95	26	20	46	30	36	66	4	73	77	2591

Tabulated Statement of Votes Cast at Various **Precinct,**

day of May **19** 2016, **for the Candidates for the various**

RON COOPER CO.

Number of Precinct.	NAME OF PRECINCT.	# Voted at Precinct	FOR U.S. Senator Republican CANDIDATES: Rand Paul	Steven Howard Slaughter	James R Gould		FOR U.S. Senator Democrat CANDIDATES: Tom Recktenwald	Grant T Short	Sellus Wilder	Jim Gray	CANDIDATES: Rory Houlihan	Jeff Kender	Ron Leach		US Representative Republican CANDIDATES: Harold "Hal" Rogers	John Burke, Jr	RECEIVED MAY 24 2016 Kentucky Board of Elections
A101	Manchester	233	128	12	7		1	2	4	37	1	0	3		130	26	
A106	Garrard	209	114	23	21		2	4	2	11	1	0	1		140	35	
A107	East Manchester	105	59	7	4		1	0	2	15	0	0	0		63	11	
B101	Big Creek	160	99	11	7		2	0	4	14	0	0	1		116	10	
B103	Harts Branch	114	62	8	4		2	3	0	19	1	0	0		65	11	
B104	Drennimar	294	193	23	21		1	1	2	20	1	1	1		183	62	
C101	Allen	74	46	2	4		0	0	3	4	0	0	0		43	13	
C102	Oneida	101	69	5	5		0	0	2	4	0	0	0		69	12	
C103	South Fork	71	49	5	7		0	1	0	6	0	0	0		49	12	
C104	Pin Hook	179	128	14	5		0	1	1	12	1	0	0		120	31	
D102	Flat Creek	62	29	6	3		0	0	5	6	2	0	0		36	6	
D103	Goose Rock	122	73	7	7		0	0	4	13	0	0	1		83	14	
D104	Bright Shade	105	67	9	2		2	2	0	9	0	0	0		82	6	
E101	Horse Creek	87	60	4	5		0	0	2	3	1	0	0		66	9	
E102	Pigeon Roost	112	67	7	5		1	0	1	10	2	0	0		76	11	
E103	Portersburg	210	143	4	13		1	2	2	17	0	1	1		129	33	
E104	Whites Branch	29	12	2	1		0	0	1	4	0	0	0		16	3	
F101	Jacktown	153	97	14	7		0	2	1	9	1	0	1		99	25	
F102	Burning Sp	173	108	19	11		0	2	0	11	1	1	1		118	30	
F104	Sextons Creek	130	79	13	10		0	0	2	13	0	0	0		83	18	
		2735															
	Paper Absentee	42	26	1	2		1	2	0	2	0	0	0		29	2	
	Absentee Machine	53	34	2	0		1	0	1	8	0	0	0		34	6	
	Total Voters	2820															
	Totals		1742	198	151		15	22	39	247	12	3	10		1831	386	

In Clay County, at an Election held on the 17th

Offices to be filled, and for and against the questions then submitted.

President of the United States - Democrat					(Republicans, no President Caucus - 3-5-16)				Circuit Judge Family Court - 4th Judicial Circuit 2nd Div.			FOR				NO	Y
CANDIDATES					CANDIDATES				CANDIDATES			CANDIDATES					
Martin J O'Malley	Bernard "Bernie" Sanders	Hillary Clinton	Roque "Rocky" De La Fuente	Uncommitted					Clint Darnell	Kenneth Stepp	Monica Rice Smith						
1	17	31	0	4					212	4	16						
0	10	9	0	2					196	3	10						
0	8	12	0	0					92	2	10						
1	15	4	1	2					121	8	31						
0	7	17	0	1					99	3	11						
0	13	10	1	3					269	6	18						
0	5	4	0	0					63	1	6						
0	5	1	0	2					80	2	17						
0	3	5	0	0					53	9	7						
0	1	8	1	1					160	3	15						
0	3	11	0	3					28	1	32						
0	9	8	0	2					103	2	17						
1	6	6	0	1					83	4	17						
0	7	1	0	0					73	7	6						
1	4	9	0	1					87	9	15						
0	10	14	0	1					174	10	26						
0	3	3	0	0					25	2	2						
0	7	6	0	3					142	1	9						
0	9	7	0	0					119	13	40						
0	10	7	1	0					96	5	28						
0	0	4	0	2					38	1	3						
0	3	7	0	2					49	0	4						
4	158	184	4	30					2362	96	340						

STATE OF KENTUCKY
CLAY COUNTY
I, Michael D. Baker, Clerk of Clay County, verify that the foregoing is a true copy of TABULATED STATEMENT OF VOTES CAST as same appears of record in ELECTION COMMISSIONERS BOOK 3 on Page ____ in the records of County Clerk of Clay County.
Witness my hand this 20th day of May, 2016
Michael D. Baker, Clerk By: ____ D.C.

Michael D. Baker, Clerk

STATE OF KENTUCKY, COUNTY OF CLAY SCT:

WE, THE UNDERSIGNED ELECTION COMMISSIONERS OF CLAY COUNTY, KY DO HEREBY CERTIFY THAT THE FOREGOING IS A TRUE AND CORRE
TABULATION OF THE VOTES IN THE VARIOUS PRECINCTS FOR THE CANDIDATES SO NAMED IN THE PRIMARY ELECTION HELD ON MAY 17, 2

REPUBLICAN COMMISSIONER

DEMOCRAT COMMISSIONER

SHERIFF

CLERK, CHAIRMAN BOARD OF ELECTIONS

PRECINCT REPORT

CLINTON COUNTY, KENTUCKY
PRIMARY ELECTION
MAY 17, 2016
STATISTICS

RUN DATE:06/14/16 02:10 PM

0001 A101 North Albany

	VOTES	PERCENT
REGISTERED VOTERS - TOTAL	0	
REGISTERED VOTERS - REPUBLICAN PARTY	0	
REGISTERED VOTERS - DEMOCRATIC PARTY	0	
BALLOTS CAST - TOTAL	135	
BALLOTS CAST - REPUBLICAN PARTY	115	85.19
BALLOTS CAST - DEMOCRATIC PARTY	20	14.81

PRECINCT REPORT

CLINTON COUNTY, KENTUCKY
PRIMARY ELECTION
MAY 17, 2016
REPUBLICAN PARTY

RUN DATE:06/14/16 02:10 PM

0001 A101 North Albany

	VOTES	PERCENT
United States Senator		
VOTE FOR 1		
James R. GOULD.	8	7.77
Rand PAUL	92	89.32
Stephen Howard SLAUGHTER	3	2.91
U.S. Representative 1st Dist.		
VOTE FOR 1		
Mike PAPE	8	7.02
Miles A. CAUGHEY JR..	1	.88
Jason BATTS.	2	1.75
James R. COMER.	103	90.35

PRECINCT REPORT

CLINTON COUNTY, KENTUCKY
PRIMARY ELECTION
MAY 17, 2016
DEMOCRATIC PARTY

RUN DATE:06/14/16 02:10 PM

0001 A101 North Albany

	VOTES	PERCENT
President of the United States		
VOTE FOR 1		
Martin J. O'MALLEY	0	
Bernard "Bernie" SANDERS	4	21.05
Hillary CLINTON	14	73.68
Roque Rocky DE LA FUENTE	0	
"UNCOMMITTED"	1	5.26
United States Senator		
VOTE FOR 1		
Jim GRAY	13	76.47
Rory HOULIHAN	0	
Jeff KENDER	1	5.88
Ron LEACH	1	5.88
Tom RECKTENWALD	0	
Grant T. SHORT	0	
Sellus WILDER	2	11.76
U.S. Representative 1st Dist.		
VOTE FOR 1		
Tom OSBORNE	6	37.50
Samuel L. GASKINS	10	62.50

PRECINCT REPORT

CLINTON COUNTY, KENTUCKY
PRIMARY ELECTION
MAY 17, 2016
STATISTICS

RUN DATE:06/14/16 02:10 PM

0002 A104 East Albany

	VOTES	PERCENT
REGISTERED VOTERS - TOTAL	0	
REGISTERED VOTERS - REPUBLICAN PARTY	0	
REGISTERED VOTERS - DEMOCRATIC PARTY	0	
BALLOTS CAST - TOTAL	125	
BALLOTS CAST - REPUBLICAN PARTY	107	85.60
BALLOTS CAST - DEMOCRATIC PARTY	18	14.40

PRECINCT REPORT

CLINTON COUNTY, KENTUCKY
PRIMARY ELECTION
MAY 17, 2016
REPUBLICAN PARTY

RUN DATE:06/14/16 02:10 PM

0002 A104 East Albany

	VOTES	PERCENT
United States Senator		
VOTE FOR 1		
James R. GOULD.	17	17.89
Rand PAUL	75	78.95
Stephen Howard SLAUGHTER	3	3.16
U.S. Representative 1st Dist.		
VOTE FOR 1		
Mike PAPE	8	7.55
Miles A. CAUGHEY JR..	0	
Jason BATTS.	3	2.83
James R. COMER.	95	89.62

PRECINCT REPORT

CLINTON COUNTY, KENTUCKY
PRIMARY ELECTION
MAY 17, 2016
DEMOCRATIC PARTY

RUN DATE:06/14/16 02:10 PM

0002 A104 East Albany

	VOTES	PERCENT
President of the United States		
VOTE FOR 1		
Martin J. O'MALLEY	1	5.56
Bernard "Bernie" SANDERS	8	44.44
Hillary CLINTON	9	50.00
Roque Rocky DE LA FUENTE	0	
"UNCOMMITTED"	0	
United States Senator		
VOTE FOR 1		
Jim GRAY	8	50.00
Rory HOULIHAN	0	
Jeff KENDER	0	
Ron LEACH	2	12.50
Tom RECKTENWALD	0	
Grant T. SHORT	1	6.25
Sellus WILDER	5	31.25
U.S. Representative 1st Dist.		
VOTE FOR 1		
Tom OSBORNE	6	37.50
Samuel L. GASKINS	10	62.50

PRECINCT REPORT

CLINTON COUNTY, KENTUCKY
PRIMARY ELECTION
MAY 17, 2016
STATISTICS

RUN DATE:06/14/16 02:10 PM

0003 B101 Hayes Maupin

	VOTES	PERCENT
REGISTERED VOTERS - TOTAL	0	
REGISTERED VOTERS - REPUBLICAN PARTY	0	
REGISTERED VOTERS - DEMOCRATIC PARTY	0	
BALLOTS CAST - TOTAL	154	
BALLOTS CAST - REPUBLICAN PARTY	133	86.36
BALLOTS CAST - DEMOCRATIC PARTY	21	13.64

PRECINCT REPORT

CLINTON COUNTY, KENTUCKY
PRIMARY ELECTION
MAY 17, 2016
REPUBLICAN PARTY

RUN DATE:06/14/16 02:10 PM

0003 B101 Hayes Maupin

	VOTES	PERCENT
United States Senator		
VOTE FOR 1		
James R. GOULD.	12	10.62
Rand PAUL	93	82.30
Stephen Howard SLAUGHTER	8	7.08
U.S. Representative 1st Dist.		
VOTE FOR 1		
Mike PAPE	0	
Miles A. CAUGHEY JR..	1	.76
Jason BATTS.	3	2.29
James R. COMER.	127	96.95

PRECINCT REPORT

CLINTON COUNTY, KENTUCKY
PRIMARY ELECTION
MAY 17, 2016
DEMOCRATIC PARTY

RUN DATE:06/14/16 02:10 PM

0003 B101 Hayes Maupin

	VOTES	PERCENT
President of the United States		
VOTE FOR 1		
Martin J. O'MALLEY	0	
Bernard "Bernie" SANDERS	12	57.14
Hillary CLINTON	8	38.10
Roque Rocky DE LA FUENTE	0	
"UNCOMMITTED"	1	4.76
United States Senator		
VOTE FOR 1		
Jim GRAY.	12	63.16
Rory HOULIHAN	0	
Jeff KENDER.	1	5.26
Ron LEACH	1	5.26
Tom RECKTENWALD	0	
Grant T. SHORT.	1	5.26
Sellus WILDER	4	21.05
U.S. Representative 1st Dist.		
VOTE FOR 1		
Tom OSBORNE.	5	31.25
Samuel L. GASKINS.	11	68.75

PRECINCT REPORT

CLINTON COUNTY, KENTUCKY
PRIMARY ELECTION
MAY 17, 2016
STATISTICS

RUN DATE:06/14/16 02:10 PM

0004 B102 Nora

	VOTES	PERCENT
REGISTERED VOTERS - TOTAL	0	
REGISTERED VOTERS - REPUBLICAN PARTY	0	
REGISTERED VOTERS - DEMOCRATIC PARTY	0	
BALLOTS CAST - TOTAL.	85	
BALLOTS CAST - REPUBLICAN PARTY	76	89.41
BALLOTS CAST - DEMOCRATIC PARTY	9	10.59

PRECINCT REPORT

CLINTON COUNTY, KENTUCKY
PRIMARY ELECTION
MAY 17, 2016
REPUBLICAN PARTY

RUN DATE:06/14/16 02:10 PM

0004 B102 Nora

	VOTES	PERCENT
United States Senator		
VOTE FOR 1		
James R. GOULD.	7	11.11
Rand PAUL	56	88.89
Stephen Howard SLAUGHTER	0	
U.S. Representative 1st Dist.		
VOTE FOR 1		
Mike PAPE	4	5.26
Miles A. CAUGHEY JR..	1	1.32
Jason BATTS.	3	3.95
James R. COMER.	68	89.47

PRECINCT REPORT

CLINTON COUNTY, KENTUCKY
PRIMARY ELECTION
MAY 17, 2016
DEMOCRATIC PARTY

RUN DATE:06/14/16 02:10 PM

0004 B102 Nora

	VOTES	PERCENT
President of the United States		
VOTE FOR 1		
Martin J. O'MALLEY	0	
Bernard "Bernie" SANDERS	5	55.56
Hillary CLINTON	3	33.33
Roque Rocky DE LA FUENTE	0	
"UNCOMMITTED"	1	11.11
United States Senator		
VOTE FOR 1		
Jim GRAY.	2	50.00
Rory HOULIHAN	1	25.00
Jeff KENDER.	0	
Ron LEACH	0	
Tom RECKTENWALD	0	
Grant T. SHORT.	1	25.00
Sellus WILDER	0	
U.S. Representative 1st Dist.		
VOTE FOR 1		
Tom OSBORNE.	1	33.33
Samuel L. GASKINS.	2	66.67

PRECINCT REPORT

CLINTON COUNTY, KENTUCKY
PRIMARY ELECTION
MAY 17, 2016
STATISTICS

RUN DATE:06/14/16 02:10 PM

0005 C101 Piney Woods

	VOTES	PERCENT
REGISTERED VOTERS - TOTAL	0	
REGISTERED VOTERS - REPUBLICAN PARTY	0	
REGISTERED VOTERS - DEMOCRATIC PARTY	0	
BALLOTS CAST - TOTAL	128	
BALLOTS CAST - REPUBLICAN PARTY	98	76.56
BALLOTS CAST - DEMOCRATIC PARTY	30	23.44

PRECINCT REPORT

CLINTON COUNTY, KENTUCKY
PRIMARY ELECTION
MAY 17, 2016
REPUBLICAN PARTY

RUN DATE:06/14/16 02:10 PM

0005 C101 Piney Woods

	VOTES	PERCENT
United States Senator		
VOTE FOR 1		
James R. GOULD.	7	8.75
Rand PAUL	71	88.75
Stephen Howard SLAUGHTER	2	2.50
U.S. Representative 1st Dist.		
VOTE FOR 1		
Mike PAPE	3	3.06
Miles A. CAUGHEY JR..	0	
Jason BATTS.	2	2.04
James R. COMER.	93	94.90

PRECINCT REPORT

CLINTON COUNTY, KENTUCKY
PRIMARY ELECTION
MAY 17, 2016
DEMOCRATIC PARTY

RUN DATE:06/14/16 02:10 PM

0005 C101 Piney Woods

	VOTES	PERCENT
President of the United States		
VOTE FOR 1		
Martin J. O'MALLEY	1	3.33
Bernard "Bernie" SANDERS	10	33.33
Hillary CLINTON	18	60.00
Roque Rocky DE LA FUENTE	0	
"UNCOMMITTED"	1	3.33
United States Senator		
VOTE FOR 1		
Jim GRAY	20	66.67
Rory HOULIHAN	0	
Jeff KENDER	1	3.33
Ron LEACH	3	10.00
Tom RECKTENWALD	1	3.33
Grant T. SHORT	0	
Sellus WILDER	5	16.67
U.S. Representative 1st Dist.		
VOTE FOR 1		
Tom OSBORNE	16	61.54
Samuel L. GASKINS	10	38.46

PRECINCT REPORT

CLINTON COUNTY, KENTUCKY
PRIMARY ELECTION
MAY 17, 2016
STATISTICS

RUN DATE:06/14/16 02:10 PM

0006 C102 Seventy Six

	VOTES	PERCENT
REGISTERED VOTERS - TOTAL	0	
REGISTERED VOTERS - REPUBLICAN PARTY . .	0	
REGISTERED VOTERS - DEMOCRATIC PARTY . .	0	
BALLOTS CAST - TOTAL.	99	
BALLOTS CAST - REPUBLICAN PARTY	79	79.80
BALLOTS CAST - DEMOCRATIC PARTY	20	20.20

PRECINCT REPORT

CLINTON COUNTY, KENTUCKY
PRIMARY ELECTION
MAY 17, 2016
REPUBLICAN PARTY

RUN DATE:06/14/16 02:10 PM

0006 C102 Seventy Six

	VOTES	PERCENT
United States Senator		
VOTE FOR 1		
James R. GOULD.	10	13.51
Rand PAUL	57	77.03
Stephen Howard SLAUGHTER	7	9.46
U.S. Representative 1st Dist.		
VOTE FOR 1		
Mike PAPE	4	5.19
Miles A. CAUGHEY JR..	1	1.30
Jason BATTS.	9	11.69
James R. COMER.	63	81.82

PRECINCT REPORT

CLINTON COUNTY, KENTUCKY
PRIMARY ELECTION
MAY 17, 2016
DEMOCRATIC PARTY

RUN DATE:06/14/16 02:10 PM

0006 C102 Seventy Six

	VOTES	PERCENT
President of the United States		
VOTE FOR 1		
Martin J. O'MALLEY	0	
Bernard "Bernie" SANDERS	12	60.00
Hillary CLINTON	8	40.00
Roque Rocky DE LA FUENTE	0	
"UNCOMMITTED"	0	
United States Senator		
VOTE FOR 1		
Jim GRAY.	9	52.94
Rory HOULIHAN	1	5.88
Jeff KENDER.	0	
Ron LEACH	2	11.76
Tom RECKTENWALD	1	5.88
Grant T. SHORT.	1	5.88
Sellus WILDER	3	17.65
U.S. Representative 1st Dist.		
VOTE FOR 1		
Tom OSBORNE.	5	35.71
Samuel L. GASKINS.	9	64.29

PRECINCT REPORT

CLINTON COUNTY, KENTUCKY
PRIMARY ELECTION
MAY 17, 2016
STATISTICS

RUN DATE:06/14/16 02:10 PM

0007 C103 Snow

	VOTES	PERCENT
REGISTERED VOTERS - TOTAL	0	
REGISTERED VOTERS - REPUBLICAN PARTY	0	
REGISTERED VOTERS - DEMOCRATIC PARTY	0	
BALLOTS CAST - TOTAL	154	
BALLOTS CAST - REPUBLICAN PARTY	123	79.87
BALLOTS CAST - DEMOCRATIC PARTY	31	20.13

PRECINCT REPORT

CLINTON COUNTY, KENTUCKY
PRIMARY ELECTION
MAY 17, 2016
REPUBLICAN PARTY

RUN DATE:06/14/16 02:10 PM

0007 C103 Snow

	VOTES	PERCENT
United States Senator		
VOTE FOR 1		
James R. GOULD.	12	11.65
Rand PAUL	88	85.44
Stephen Howard SLAUGHTER	3	2.91
U.S. Representative 1st Dist.		
VOTE FOR 1		
Mike PAPE	6	4.88
Miles A. CAUGHEY JR..	1	.81
Jason BATTS.	6	4.88
James R. COMER.	110	89.43

PRECINCT REPORT

CLINTON COUNTY, KENTUCKY
PRIMARY ELECTION
MAY 17, 2016
DEMOCRATIC PARTY

RUN DATE:06/14/16 02:10 PM

0007 C103 Snow

	VOTES	PERCENT
President of the United States		
VOTE FOR 1		
Martin J. O'MALLEY	1	3.33
Bernard "Bernie" SANDERS	10	33.33
Hillary CLINTON	16	53.33
Roque Rocky DE LA FUENTE	1	3.33
"UNCOMMITTED"	2	6.67
United States Senator		
VOTE FOR 1		
Jim GRAY	22	78.57
Rory HOULIHAN	0	
Jeff KENDER	2	7.14
Ron LEACH	2	7.14
Tom RECKTENWALD	0	
Grant T. SHORT	1	3.57
Sellus WILDER	1	3.57
U.S. Representative 1st Dist.		
VOTE FOR 1		
Tom OSBORNE	10	40.00
Samuel L. GASKINS	15	60.00

PRECINCT REPORT

CLINTON COUNTY, KENTUCKY
PRIMARY ELECTION
MAY 17, 2016
STATISTICS

RUN DATE:06/14/16 02:10 PM

0008 D101 Neathery Cave Spring

	VOTES	PERCENT
REGISTERED VOTERS - TOTAL	0	
REGISTERED VOTERS - REPUBLICAN PARTY	0	
REGISTERED VOTERS - DEMOCRATIC PARTY	0	
BALLOTS CAST - TOTAL	125	
BALLOTS CAST - REPUBLICAN PARTY	112	89.60
BALLOTS CAST - DEMOCRATIC PARTY	13	10.40

PRECINCT REPORT

CLINTON COUNTY, KENTUCKY
PRIMARY ELECTION
MAY 17, 2016
REPUBLICAN PARTY

RUN DATE:06/14/16 02:10 PM

0008 D101 Neathery Cave Spring

	VOTES	PERCENT
United States Senator		
VOTE FOR 1		
James R. GOULD.	13	12.38
Rand PAUL	90	85.71
Stephen Howard SLAUGHTER	2	1.90
U.S. Representative 1st Dist.		
VOTE FOR 1		
Mike PAPE	4	3.57
Miles A. CAUGHEY JR..	0	
Jason BATTS.	5	4.46
James R. COMER.	103	91.96

PRECINCT REPORT

CLINTON COUNTY, KENTUCKY
PRIMARY ELECTION
MAY 17, 2016
DEMOCRATIC PARTY

RUN DATE:06/14/16 02:10 PM

0008 D101 Neathery Cave Spring

	VOTES	PERCENT
President of the United States		
VOTE FOR 1		
Martin J. O'MALLEY	0	
Bernard "Bernie" SANDERS	5	38.46
Hillary CLINTON	7	53.85
Roque Rocky DE LA FUENTE	0	
"UNCOMMITTED"	1	7.69
United States Senator		
VOTE FOR 1		
Jim GRAY.	7	58.33
Rory HOULIHAN	1	8.33
Jeff KENDER.	1	8.33
Ron LEACH	0	
Tom RECKTENWALD	1	8.33
Grant T. SHORT.	1	8.33
Sellus WILDER	1	8.33
U.S. Representative 1st Dist.		
VOTE FOR 1		
Tom OSBORNE.	5	45.45
Samuel L. GASKINS.	6	54.55

PRECINCT REPORT

CLINTON COUNTY, KENTUCKY
PRIMARY ELECTION
MAY 17, 2016
STATISTICS

RUN DATE:06/14/16 02:10 PM

0009 D102 Highway

	VOTES	PERCENT
REGISTERED VOTERS - TOTAL	0	
REGISTERED VOTERS - REPUBLICAN PARTY	0	
REGISTERED VOTERS - DEMOCRATIC PARTY	0	
BALLOTS CAST - TOTAL	168	
BALLOTS CAST - REPUBLICAN PARTY	157	93.45
BALLOTS CAST - DEMOCRATIC PARTY	11	6.55

PRECINCT REPORT

CLINTON COUNTY, KENTUCKY
PRIMARY ELECTION
MAY 17, 2016
REPUBLICAN PARTY

RUN DATE:06/14/16 02:10 PM

0009 D102 Highway

	VOTES	PERCENT
United States Senator		
VOTE FOR 1		
James R. GOULD.	9	6.72
Rand PAUL	115	85.82
Stephen Howard SLAUGHTER	10	7.46
U.S. Representative 1st Dist.		
VOTE FOR 1		
Mike PAPE	2	1.27
Miles A. CAUGHEY JR..	2	1.27
Jason BATTS.	5	3.18
James R. COMER.	148	94.27

PRECINCT REPORT

CLINTON COUNTY, KENTUCKY
PRIMARY ELECTION
MAY 17, 2016
DEMOCRATIC PARTY

RUN DATE:06/14/16 02:10 PM

0009 D102 Highway

	VOTES	PERCENT
President of the United States		
VOTE FOR 1		
Martin J. O'MALLEY	0	
Bernard "Bernie" SANDERS	3	30.00
Hillary CLINTON	5	50.00
Roque Rocky DE LA FUENTE	1	10.00
"UNCOMMITTED"	1	10.00
United States Senator		
VOTE FOR 1		
Jim GRAY	4	44.44
Rory HOULIHAN	1	11.11
Jeff KENDER	1	11.11
Ron LEACH	0	
Tom RECKTENWALD	0	
Grant T. SHORT	0	
Sellus WILDER	3	33.33
U.S. Representative 1st Dist.		
VOTE FOR 1		
Tom OSBORNE	3	42.86
Samuel L. GASKINS	4	57.14

PRECINCT REPORT

CLINTON COUNTY, KENTUCKY
PRIMARY ELECTION
MAY 17, 2016
STATISTICS

RUN DATE:06/14/16 02:10 PM

0010 E101 Illwill

	VOTES	PERCENT
REGISTERED VOTERS - TOTAL	0	
REGISTERED VOTERS - REPUBLICAN PARTY . .	0	
REGISTERED VOTERS - DEMOCRATIC PARTY . .	0	
BALLOTS CAST - TOTAL.	133	
BALLOTS CAST - REPUBLICAN PARTY	115	86.47
BALLOTS CAST - DEMOCRATIC PARTY	18	13.53

PRECINCT REPORT

CLINTON COUNTY, KENTUCKY
PRIMARY ELECTION
MAY 17, 2016
REPUBLICAN PARTY

RUN DATE:06/14/16 02:10 PM

0010 E101 Illwill

	VOTES	PERCENT
United States Senator		
VOTE FOR 1		
James R. GOULD.	8	7.48
Rand PAUL	94	87.85
Stephen Howard SLAUGHTER	5	4.67
U.S. Representative 1st Dist.		
VOTE FOR 1		
Mike PAPE	4	3.48
Miles A. CAUGHEY JR..	0	
Jason BATTS.	6	5.22
James R. COMER.	105	91.30

PRECINCT REPORT

CLINTON COUNTY, KENTUCKY
PRIMARY ELECTION
MAY 17, 2016
DEMOCRATIC PARTY

RUN DATE:06/14/16 02:10 PM

0010 E101 Illwill

	VOTES	PERCENT
President of the United States		
VOTE FOR 1		
Martin J. O'MALLEY	1	6.67
Bernard "Bernie" SANDERS	4	26.67
Hillary CLINTON	10	66.67
Roque Rocky DE LA FUENTE	0	
"UNCOMMITTED"	0	
United States Senator		
VOTE FOR 1		
Jim GRAY	9	60.00
Rory HOULIHAN	1	6.67
Jeff KENDER	2	13.33
Ron LEACH	2	13.33
Tom RECKTENWALD	0	
Grant T. SHORT	0	
Sellus WILDER	1	6.67
U.S. Representative 1st Dist.		
VOTE FOR 1		
Tom OSBORNE	6	42.86
Samuel L. GASKINS	8	57.14

PRECINCT REPORT

CLINTON COUNTY, KENTUCKY
PRIMARY ELECTION
MAY 17, 2016
STATISTICS

RUN DATE:06/14/16 02:10 PM

0011 E102 Speck

	VOTES	PERCENT
REGISTERED VOTERS - TOTAL	0	
REGISTERED VOTERS - REPUBLICAN PARTY	0	
REGISTERED VOTERS - DEMOCRATIC PARTY	0	
BALLOTS CAST - TOTAL	134	
BALLOTS CAST - REPUBLICAN PARTY	113	84.33
BALLOTS CAST - DEMOCRATIC PARTY	21	15.67

PRECINCT REPORT

CLINTON COUNTY, KENTUCKY
PRIMARY ELECTION
MAY 17, 2016
REPUBLICAN PARTY

RUN DATE:06/14/16 02:10 PM

0011 E102 Speck

	VOTES	PERCENT
United States Senator		
VOTE FOR 1		
James R. GOULD.	17	17.89
Rand PAUL	72	75.79
Stephen Howard SLAUGHTER	6	6.32
U.S. Representative 1st Dist.		
VOTE FOR 1		
Mike PAPE	7	6.19
Miles A. CAUGHEY JR..	0	
Jason BATTS.	4	3.54
James R. COMER.	102	90.27

PRECINCT REPORT

CLINTON COUNTY, KENTUCKY
PRIMARY ELECTION
MAY 17, 2016
DEMOCRATIC PARTY

RUN DATE:06/14/16 02:10 PM

0011 E102 Speck

	VOTES	PERCENT
President of the United States		
VOTE FOR 1		
Martin J. O'MALLEY	0	
Bernard "Bernie" SANDERS	5	25.00
Hillary CLINTON	14	70.00
Roque Rocky DE LA FUENTE	0	
"UNCOMMITTED"	1	5.00
United States Senator		
VOTE FOR 1		
Jim GRAY	8	47.06
Rory HOULIHAN	3	17.65
Jeff KENDER	2	11.76
Ron LEACH	1	5.88
Tom RECKTENWALD	1	5.88
Grant T. SHORT	2	11.76
Sellus WILDER	0	
U.S. Representative 1st Dist.		
VOTE FOR 1		
Tom OSBORNE	7	43.75
Samuel L. GASKINS	9	56.25

PRECINCT REPORT

CLINTON COUNTY, KENTUCKY
PRIMARY ELECTION
MAY 17, 2016
STATISTICS

RUN DATE:06/14/16 02:10 PM

0012 F101 West Albany

	VOTES	PERCENT
REGISTERED VOTERS - TOTAL	0	
REGISTERED VOTERS - REPUBLICAN PARTY	0	
REGISTERED VOTERS - DEMOCRATIC PARTY	0	
BALLOTS CAST - TOTAL	108	
BALLOTS CAST - REPUBLICAN PARTY	92	85.19
BALLOTS CAST - DEMOCRATIC PARTY	16	14.81

PRECINCT REPORT

CLINTON COUNTY, KENTUCKY
PRIMARY ELECTION
MAY 17, 2016
REPUBLICAN PARTY

RUN DATE:06/14/16 02:10 PM

0012 F101 West Albany

	VOTES	PERCENT
United States Senator		
VOTE FOR 1		
James R. GOULD.	8	9.52
Rand PAUL	74	88.10
Stephen Howard SLAUGHTER	2	2.38
U.S. Representative 1st Dist.		
VOTE FOR 1		
Mike PAPE	4	4.35
Miles A. CAUGHEY JR..	1	1.09
Jason BATTS.	4	4.35
James R. COMER.	83	90.22

PRECINCT REPORT

CLINTON COUNTY, KENTUCKY
PRIMARY ELECTION
MAY 17, 2016
DEMOCRATIC PARTY

RUN DATE:06/14/16 02:10 PM

0012 F101 West Albany

	VOTES	PERCENT
President of the United States		
VOTE FOR 1		
Martin J. O'MALLEY	0	
Bernard "Bernie" SANDERS	5	31.25
Hillary CLINTON	9	56.25
Roque Rocky DE LA FUENTE	0	
"UNCOMMITTED"	2	12.50
United States Senator		
VOTE FOR 1		
Jim GRAY	10	76.92
Rory HOULIHAN	0	
Jeff KENDER	1	7.69
Ron LEACH	0	
Tom RECKTENWALD	0	
Grant T. SHORT	1	7.69
Sellus WILDER	1	7.69
U.S. Representative 1st Dist.		
VOTE FOR 1		
Tom OSBORNE	6	46.15
Samuel L. GASKINS	7	53.85

PRECINCT REPORT

CLINTON COUNTY, KENTUCKY
PRIMARY ELECTION
MAY 17, 2016
STATISTICS

RUN DATE:06/14/16 02:10 PM

0013 F102 South Albany

	VOTES	PERCENT
REGISTERED VOTERS - TOTAL	0	
REGISTERED VOTERS - REPUBLICAN PARTY . .	0	
REGISTERED VOTERS - DEMOCRATIC PARTY . .	0	
BALLOTS CAST - TOTAL.	126	
BALLOTS CAST - REPUBLICAN PARTY	112	88.89
BALLOTS CAST - DEMOCRATIC PARTY	14	11.11

PRECINCT REPORT

CLINTON COUNTY, KENTUCKY
PRIMARY ELECTION
MAY 17, 2016
REPUBLICAN PARTY

RUN DATE:06/14/16 02:10 PM

0013 F102 South Albany

	VOTES	PERCENT
United States Senator		
VOTE FOR 1		
James R. GOULD.	10	10.42
Rand PAUL	81	84.38
Stephen Howard SLAUGHTER	5	5.21
U.S. Representative 1st Dist.		
VOTE FOR 1		
Mike PAPE	2	1.79
Miles A. CAUGHEY JR..	1	.89
Jason BATTS.	4	3.57
James R. COMER.	105	93.75

PRECINCT REPORT

CLINTON COUNTY, KENTUCKY
PRIMARY ELECTION
MAY 17, 2016
DEMOCRATIC PARTY

RUN DATE:06/14/16 02:10 PM

0013 F102 South Albany

	VOTES	PERCENT
President of the United States		
VOTE FOR 1		
Martin J. O'MALLEY	0	
Bernard "Bernie" SANDERS	4	28.57
Hillary CLINTON	10	71.43
Roque Rocky DE LA FUENTE	0	
"UNCOMMITTED"	0	
United States Senator		
VOTE FOR 1		
Jim GRAY	6	50.00
Rory HOULIHAN	1	8.33
Jeff KENDER	1	8.33
Ron LEACH	2	16.67
Tom RECKTENWALD	0	
Grant T. SHORT	1	8.33
Sellus WILDER	1	8.33
U.S. Representative 1st Dist.		
VOTE FOR 1		
Tom OSBORNE	7	63.64
Samuel L. GASKINS	4	36.36

PRECINCT REPORT

CLINTON COUNTY, KENTUCKY
PRIMARY ELECTION
MAY 17, 2016
STATISTICS

RUN DATE:06/14/16 02:10 PM

0014 ABSENTEE MACHINE

	VOTES	PERCENT
REGISTERED VOTERS - TOTAL	0	
REGISTERED VOTERS - REPUBLICAN PARTY	0	
REGISTERED VOTERS - DEMOCRATIC PARTY	0	
BALLOTS CAST - TOTAL	137	
BALLOTS CAST - REPUBLICAN PARTY	121	88.32
BALLOTS CAST - DEMOCRATIC PARTY	16	11.68

PRECINCT REPORT

CLINTON COUNTY, KENTUCKY
PRIMARY ELECTION
MAY 17, 2016
REPUBLICAN PARTY

RUN DATE:06/14/16 02:10 PM

0014 ABSENTEE MACHINE

	VOTES	PERCENT
United States Senator		
VOTE FOR 1		
James R. GOULD.	14	13.59
Rand PAUL	79	76.70
Stephen Howard SLAUGHTER	10	9.71
U.S. Representative 1st Dist.		
VOTE FOR 1		
Mike PAPE	4	3.31
Miles A. CAUGHEY JR..	2	1.65
Jason BATTS.	1	.83
James R. COMER.	114	94.21

PRECINCT REPORT

CLINTON COUNTY, KENTUCKY
PRIMARY ELECTION
MAY 17, 2016
DEMOCRATIC PARTY

RUN DATE:06/14/16 02:10 PM

0014 ABSENTEE MACHINE

	VOTES	PERCENT
President of the United States		
VOTE FOR 1		
Martin J. O'MALLEY	0	
Bernard "Bernie" SANDERS	3	20.00
Hillary CLINTON	12	80.00
Roque Rocky DE LA FUENTE	0	
"UNCOMMITTED"	0	
United States Senator		
VOTE FOR 1		
Jim GRAY	10	71.43
Rory HOULIHAN	1	7.14
Jeff KENDER	1	7.14
Ron LEACH	0	
Tom RECKTENWALD	1	7.14
Grant T. SHORT	0	
Sellus WILDER	1	7.14
U.S. Representative 1st Dist.		
VOTE FOR 1		
Tom OSBORNE	9	60.00
Samuel L. GASKINS	6	40.00

PRECINCT REPORT

CLINTON COUNTY, KENTUCKY
PRIMARY ELECTION
MAY 17, 2016
STATISTICS

RUN DATE:06/14/16 02:10 PM

0015 ABSENTEE PAPER

	VOTES	PERCENT
REGISTERED VOTERS - TOTAL	0	
REGISTERED VOTERS - REPUBLICAN PARTY	0	
REGISTERED VOTERS - DEMOCRATIC PARTY	0	
BALLOTS CAST - TOTAL	82	
BALLOTS CAST - REPUBLICAN PARTY	71	86.59
BALLOTS CAST - DEMOCRATIC PARTY	11	13.41

PRECINCT REPORT

CLINTON COUNTY, KENTUCKY
PRIMARY ELECTION
MAY 17, 2016
REPUBLICAN PARTY

RUN DATE:06/14/16 02:10 PM

0015 ABSENTEE PAPER

	VOTES	PERCENT
United States Senator		
VOTE FOR 1		
James R. GOULD.	9	13.43
Rand PAUL	55	82.09
Stephen Howard SLAUGHTER	3	4.48
U.S. Representative 1st Dist.		
VOTE FOR 1		
Mike PAPE	3	4.23
Miles A. CAUGHEY JR..	1	1.41
Jason BATTS.	1	1.41
James R. COMER.	66	92.96

PRECINCT REPORT

CLINTON COUNTY, KENTUCKY
PRIMARY ELECTION
MAY 17, 2016
DEMOCRATIC PARTY

RUN DATE:06/14/16 02:10 PM

0015 ABSENTEE PAPER

	VOTES	PERCENT
President of the United States		
VOTE FOR 1		
Martin J. O'MALLEY	0	
Bernard "Bernie" SANDERS	3	27.27
Hillary CLINTON	8	72.73
Roque Rocky DE LA FUENTE	0	
"UNCOMMITTED"	0	
United States Senator		
VOTE FOR 1		
Jim GRAY.	4	50.00
Rory HOULIHAN	2	25.00
Jeff KENDER.	0	
Ron LEACH	0	
Tom RECKTENWALD	0	
Grant T. SHORT.	1	12.50
Sellus WILDER	1	12.50
U.S. Representative 1st Dist.		
VOTE FOR 1		
Tom OSBORNE.	5	55.56
Samuel L. GASKINS.	4	44.44

2330 Total # voting 1487

PRIMARY ELECTION
CRITTENDEN COUNTY - 1ST. CONG. DIST.
RECAPITULATION SHEET
MAY 17, 2016

	ABSENTEE			MARION #2 (136)			ROSEBUD #11 (80)			SHERIDAN #9 (169)			TOLU #10 (131)			MARION #1 (116)			FORDS FERRY #5 (4)			MARION #4 (16)			FRANCES #8 (58)			FRANCES #7 (131)			MARION #6 (163)		
	Mail-In (15)	Walk-In (52)	Total	eSlate	eScan	Total	eSlate	eScan	Total	eSlate	eScan	Total	eSlate	eScan	Total	eSlate	eScan	Total	eSlate	eScan	Total	eSlate	eScan	Total	eSlate	eScan	Total	eSlate	eScan	Total	eSlate	eScan	Total
UNITED STATES SENATOR - REP																																	
James R. GOULD	0	4	4	0	8	8	0	7	7	0	7	7	0	7	7	0	7	7	0	1	1	0	17	17	0	3	3	0	9	9	0	4	4
Rand PAUL	11	21	32	0	53	53	0	33	33	0	75	75	0	47	47	0	49	49	0	13	13	0	28	28	0	27	27	0	60	60	0	91	91
Stephen Howard SLAUGHTER	0	1	1	0	0	0	0	2	2	0	3	3	0	1	1	0	3	3	0	0	0	0	4	4	0	0	0	0	2	2	0	5	5
U.S. REP. in CONGRESS - 1st Cong. Dist. - REP																																	
Mike PAPE	3	5	8	0	18	18	0	23	23	0	25	25	0	13	13	0	23	23	0	7	7	0	53	53	0	8	8	0	19	19	0	25	25
Miles A. CAUGHEY JR.	0	1	1	0	0	0	0	1	1	0	4	4	0	0	0	0	1	1	0	0	0	0	0	0	0	1	1	0	0	0	0	2	2
Jason BATTS	1	6	7	0	11	11	0	9	9	0	11	11	0	10	10	0	10	10	0	1	1	0	9	9	0	1	1	0	15	15	0	13	13
James R. COMER	6	15	21	0	37	37	0	10	10	0	43	43	0	32	32	0	25	25	0	6	6	0	43	43	0	20	20	0	38	38	0	62	62
PRESIDENT of the UNITED STATES - DEM																																	
Martin J. O'MALLEY	0	2	2	0	2	2	0	1	1	0	0	0	0	1	1	0	0	0	0	0	0	0	0	0	0	0	0	0	4	4	0	2	2
Bernard "Bernie" SANDERS	2	10	12	0	33	33	0	22	22	0	44	44	1	43	44	0	28	28	0	4	4	0	20	20	0	12	12	0	30	30	0	32	32
Hillary CLINTON	2	7	9	0	27	27	0	16	16	0	21	21	1	23	24	0	22	22	0	10	10	0	26	26	0	5	5	0	20	20	0	18	18
Roque Rocky DE LA FUENTE	0	1	1	0	1	1	0	0	0	0	0	0	0	2	2	0	1	1	0	0	0	0	0	0	0	1	1	0	0	0	0	1	1
"UNCOMMITTED"	0	3	3	0	6	6	0	3	3	0	6	6	0	6	6	0	2	2	0	4	4	0	8	8	0	0	0	0	5	5	0	7	7
UNITED STATES SENATOR - DEM																																	
Jim GRAY	3	14	17	0	50	50	0	25	25	0	47	47	2	50	52	0	38	38	0	19	19	0	32	32	0	11	11	0	39	39	0	43	43
Rory HOULIHAN	0	0	0	0	1	1	0	2	2	0	2	2	0	1	1	0	3	3	0	1	1	0	0	0	0	0	0	0	4	4	0	0	0
Jeff KENDER	0	3	3	0	8	8	0	3	3	0	5	5	0	3	3	0	1	1	0	2	2	0	3	3	0	1	1	0	0	0	0	3	3
Ron LEACH	0	2	2	0	3	3	0	2	2	0	6	6	0	8	8	0	4	4	0	3	3	0	10	10	0	0	0	0	7	7	0	6	6
Tom RECKTENWALD	0	0	0	0	0	0	0	3	3	0	3	3	0	5	5	0	1	1	0	1	1	0	1	1	0	0	0	0	0	0	0	1	1
Grant T. SHORT	0	2	2	0	1	1	0	2	2	0	1	1	0	1	1	0	2	2	0	1	1	0	1	1	0	0	0	0	1	1	0	2	2
Sellus WILDER	1	1	2	0	4	4	0	1	1	0	4	4	0	4	4	0	4	4	0	0	0	0	4	4	0	4	4	0	5	5	0	2	2
U.S. REP. in CONGRESS - 1st Cong. Dist. - DEM																																	
Tom OSBORNE ~ withdrew		14																															
Samuel L. GASKINS Don't Tally		6																															

MAY 27 2016
State Board of Elections

PRIMARY ELECTION
CRITTENDEN COUNTY - 1ST. CONG. DIST.
RECAPITULATION SHEET
MAY 17, 2016

	MARION #3 (171)			SHADY GROVE #12 (73)			
	eSlate	eScan	Total	eSlate	eScan	Total	GRAND TOTAL
UNITED STATES SENATOR - REP							
James R. GOULD	0	18	18	0	1	1	90
Rand PAUL	0	85	85	0	15	15	668
Stephen Howard SLAUGHTER	0	2	2	0	2	2	25
U.S. REP. in CONGRESS - 1st Cong. Dist. - REP							
Mike PAPE	0	41	41	0	7	7	270
Miles A. CAUGHEY JR.	0	8	8	0	0	0	17
Jason BATTS	0	14	14	0	4	4	115
James R. COMER	0	48	48	0	8	8	393
PRESIDENT of the UNITED STATES - DEM							
Martin J. O'MALLEY	0	1	1	0	1	1	14
Bernard "Bernie" SANDERS	0	24	24	0	29	29	344
Hillary CLINTON	0	26	26	0	16	16	240
Roque Rocky DE LA FUENTE	0	2	2	0	0	0	9
"UNCOMMITTED"	0	10	10	0	2	2	67
UNITED STATES SENATOR - DEM							
Jim GRAY	0	36	36	0	22	22	1446
Rory HOULIHAN	0	0	0	0	1	1	15
Jeff KENDER	0	2	2	0	6	6	40
Ron LEACH	0	10	10	0	4	4	68
Tom RECKTENWALD	0	3	3	0	0	0	18
Grant T. SHORT	0	3	3	0	2	2	19
Sellus WILDER	0	0	0	0	3	3	37
U.S. REP. in CONGRESS - 1st Cong. Dist. - DEM							
Tom OSBORNE							
Samuel L. GASKINS							

PRIMARY ELECTION
CUMBERLAND COUNTY
1ST. CONG DIST RECAP

	Absentee			UPPER BURKESVILLE			RENOX			LOWER BURKESVILLE			SMITH GROVE			CARVER			KETTLE			SPEARS			MIDDLE BURKESVILLE			GRIDER			MARROWBONE			GRAND TOTAL
	Mail	Walk	Total	eSla	eScan	Total	eSla	eScar	Total	eSla	eScar	Total	eSla	eScar	Total	eSla	eScan	Total	eSla	eScar	Total	eSla	eScar	Total	eSla	eScar	Total	eSla	eScan	Total	eSla	eScar	Total	
UNITED STATES SENATOR-REP																																		
James R. GOULD	6	4	10	0	12	12	0	13	13	0	12	12	0	6	6	0	10	10	0	11	11	0	7	7	0	7	7	0	14	14	0	7	7	109
Rand PAUL	15	16	31	0	97	97	0	125	125	0	51	51	0	45	45	0	86	86	0	75	75	0	62	62	0	6	6	1	109	110	0	82	82	770
Stephen Howard SLAUGHTER	1	1	2	0	9	9	0	9	9	0	1	1	0	5	5	0	6	6	0	2	2	0	7	7	0	2	2	0	7	7	0	2	2	52
U.S. REP. IN CONGRESS-1ST CONG DIST-REP																																		0
Mike PAPE	1	0	1	0	4	4	0	8	8	0	6	6	0	4	4	0	4	4	0	6	6	0	2	2	0	1	1	0	10	10	0	2	2	48
Miles A CAUGHEY JR	1	0	1	0	1	1	0	4	4	0	1	1	0	1	1	0	0	0	0	0	0	0	0	0	0	0	0	0	0	0	0	0	0	8
Jason BATTS	2	4	6	0	7	7	0	12	12	0	8	8	0	6	6	0	2	2	0	7	7	0	8	8	0	1	1	0	5	5	0	9	9	71
James R. COMER	18	17	35	0	127	127	0	138	138	0	51	51	0	49	49	0	104	104	0	82	82	0	75	75	0	14	14	1	130	131	0	86	86	892
PRESIDENT OF THE UNITED STATES- DEM																																		0
Martin J. O'MALLEY	0	0	0	0	0	0	0	0	0	0	0	0	0	1	1	0	0	0	0	0	0	0	0	0	0	0	0	0	0	0	0	0	0	1
Bernard "Bernie" SANDERS	4	3	7	0	9	9	0	4	4	0	3	3	0	5	5	0	6	6	0	7	7	0	16	16	0	1	1	1	20	21	0	8	8	87
Hillary CLINTON	4	2	6	0	6	6	0	14	14	0	7	7	0	1	1	0	3	3	0	5	5	0	9	9	0	4	4	0	9	9	0	14	14	78
Roque Rocky DE LA FUENTE	0	0	0	0	0	0	0	0	0	0	0	0	0	0	0	0	0	0	0	0	0	0	0	0	0	0	0	0	0	0	0	0	0	0
"UNCOMMITTED"	0	1	1	0	1	1	0	1	1	0	0	0	0	0	0	0	0	0	0	1	1	0	1	1	0	1	1	0	1	1	0	1	1	8
UNITED STATES SENATOR-DEM																																		0
Jim GRAY	4	4	8	0	7	7	0	9	9	0	3	3	0	4	4	0	6	6	0	6	6	0	8	8	0	4	4	0	13	13	0	13	13	81
Rory HOULIHAN	0	0	0	0	1	1	0	0	0	0	0	0	0	0	0	0	0	0	0	0	0	0	1	1	0	0	0	0	2	2	0	0	0	4
Jeff KENDER	0	0	0	0	1	1	0	1	1	0	1	1	0	0	0	0	3	3	0	1	1	0	3	3	0	1	1	0	2	2	0	0	0	13
Ron LEACH	0	0	0	0	0	0	0	2	2	0	2	2	0	1	1	0	0	0	0	1	1	0	1	1	0	1	1	0	2	2	0	3	3	13
Tom RECKTENWALD	1	1	2	0	0	0	0	0	0	0	0	0	0	0	0	0	0	0	0	0	0	0	1	1	0	0	0	0	1	1	0	1	1	5
Grant T SHORT	1	0	1	0	0	0	0	2	2	0	0	0	0	0	0	0	0	0	0	0	0	0	0	0	0	0	0	0	2	2	0	0	0	5
Sellus WILDER	2	0	2	0	1	1	0	3	3	0	0	0	0	2	2	0	1	1	0	2	2	0	10	10	0	0	0	0	3	3	0	1	1	25

RECEIVED
JUN 0 6 2016
State Board of Elections

Cumulative Report — Official

PRESIDENTIAL PREFERENCE AND REGULAR PRIMARY — OFFICIAL BALLOT FOR DAVIESS COUNTY — May 17, 2016

05/27/2016 09:20 AM

Total Number of Voters : 14,663 of 0 = 0.00%

Precincts Reporting 86 of 86 = 100.00%

Party	Candidate	Early		Election		Total	
UNITED STATES SENATOR, Vote For 1							
	Rand PAUL	0	0.00%	3,034	87.69%	3,034	87.69%
	Stephen Howard SLAUGHTER	0	0.00%	214	6.18%	214	6.18%
	James R. GOULD	0	0.00%	212	6.13%	212	6.13%
	Cast Votes:	0	0.00%	3,460	99.63%	3,460	99.63%
	Over Votes:	0	0.00%	0	0.00%	0	0.00%
	Under Votes:	0	0.00%	13	0.37%	13	0.37%
STATE REPRESENTATIVE 11th Representative District, Vote For 1							
	James BUCKMASTER	0	0.00%	92	50.55%	92	50.55%
	Robert M. "Robby" MILLS	0	0.00%	90	49.45%	90	49.45%
	Cast Votes:	0	0.00%	182	96.30%	182	96.30%
	Over Votes:	0	0.00%	0	0.00%	0	0.00%
	Under Votes:	0	0.00%	7	3.70%	7	3.70%
PRESIDENT of the UNITED STATES, Vote For 1							
	Martin J. O'MALLEY	0	0.00%	161	1.45%	161	1.45%
	Bernard "Bernie" SANDERS	0	0.00%	5,188	46.59%	5,188	46.59%
	Hillary CLINTON	0	0.00%	5,066	45.49%	5,066	45.49%
	Roque Rocky DE LA FUENTE	0	0.00%	47	0.42%	47	0.42%
	"UNCOMMITTED"	0	0.00%	674	6.05%	674	6.05%
	Cast Votes:	0	0.00%	11,136	99.52%	11,136	99.52%
	Over Votes:	0	0.00%	2	0.02%	2	0.02%
	Under Votes:	0	0.00%	52	0.46%	52	0.46%
UNITED STATES SENATOR, Vote For 1							
	Rory HOULIHAN	0	0.00%	328	3.32%	328	3.32%
	Jeff KENDER	0	0.00%	541	5.47%	541	5.47%
	Ron LEACH	0	0.00%	1,818	18.39%	1,818	18.39%
	Tom RECKTENWALD	0	0.00%	298	3.01%	298	3.01%
	Grant T. SHORT	0	0.00%	568	5.74%	568	5.74%
	Sellus WILDER	0	0.00%	1,027	10.39%	1,027	10.39%
	Jim GRAY	0	0.00%	5,307	53.68%	5,307	53.68%
	Cast Votes:	0	0.00%	9,887	88.36%	9,887	88.36%
	Over Votes:	0	0.00%	1	0.01%	1	0.01%
	Under Votes:	0	0.00%	1,302	11.64%	1,302	11.64%

RECEIVED
MAY 31 2016
State Board of Elections

Precinct Report — Official

PRESIDENTIAL PREFERENCE AND REGULAR PRIMARY — OFFICIAL BALLOT FOR DAVIESS COUNTY — May 17, 2016

05/27/2016 09:21 AM

Total Number of Voters : 14,663 of 0 = 0.00%

Precincts Reporting 86 of 86 = 100.00%

Party	Candidate	Early		Election		Total	
Precinct AB (Ballots Cast: 511)							
UNITED STATES SENATOR, Vote For 1							
	Rand PAUL	0	0.00%	149	90.85%	149	90.85%
	Stephen Howard SLAUGHTER	0	0.00%	11	6.71%	11	6.71%
	James R. GOULD	0	0.00%	4	2.44%	4	2.44%
	Cast Votes:	0	0.00%	164	99.39%	164	99.39%
	Over Votes:	0	0.00%	0	0.00%	0	0.00%
	Under Votes:	0	0.00%	1	0.61%	1	0.61%
STATE REPRESENTATIVE 11th Representative District, Vote For 1							
	James BUCKMASTER	0	0.00%	10	47.62%	10	47.62%
	Robert M. "Robby" MILLS	0	0.00%	11	52.38%	11	52.38%
	Cast Votes:	0	0.00%	21	91.30%	21	91.30%
	Over Votes:	0	0.00%	0	0.00%	0	0.00%
	Under Votes:	0	0.00%	2	8.70%	2	8.70%
PRESIDENT of the UNITED STATES, Vote For 1							
	Martin J. O'MALLEY	0	0.00%	2	0.59%	2	0.59%
	Bernard "Bernie" SANDERS	0	0.00%	132	38.71%	132	38.71%
	Hillary CLINTON	0	0.00%	183	53.67%	183	53.67%
	Roque Rocky DE LA FUENTE	0	0.00%	0	0.00%	0	0.00%
	"UNCOMMITTED"	0	0.00%	24	7.04%	24	7.04%
	Cast Votes:	0	0.00%	341	98.55%	341	98.55%
	Over Votes:	0	0.00%	0	0.00%	0	0.00%
	Under Votes:	0	0.00%	5	1.45%	5	1.45%
UNITED STATES SENATOR, Vote For 1							
	Rory HOULIHAN	0	0.00%	5	1.72%	5	1.72%
	Jeff KENDER	0	0.00%	19	6.55%	19	6.55%
	Ron LEACH	0	0.00%	53	18.28%	53	18.28%
	Tom RECKTENWALD	0	0.00%	12	4.14%	12	4.14%
	Grant T. SHORT	0	0.00%	12	4.14%	12	4.14%
	Sellus WILDER	0	0.00%	32	11.03%	32	11.03%
	Jim GRAY	0	0.00%	157	54.14%	157	54.14%
	Cast Votes:	0	0.00%	290	83.82%	290	83.82%
	Over Votes:	0	0.00%	0	0.00%	0	0.00%
	Under Votes:	0	0.00%	56	16.18%	56	16.18%

Precinct Report — Official

PRESIDENTIAL PREFERENCE AND REGULAR PRIMARY — OFFICIAL BALLOT FOR DAVIESS COUNTY — May 17, 2016

05/27/2016 09:21 AM

Total Number of Voters : 14,663 of 0 = 0.00%

Precincts Reporting 86 of 86 = 100.00%

Party	Candidate	Early		Election		Total	
Precinct A101 (Ballots Cast: 96)							
UNITED STATES SENATOR, Vote For 1							
	Rand PAUL	0	0.00%	15	93.75%	15	93.75%
	Stephen Howard SLAUGHTER	0	0.00%	0	0.00%	0	0.00%
	James R. GOULD	0	0.00%	1	6.25%	1	6.25%
	Cast Votes:	0	0.00%	16	100.00%	16	100.00%
	Over Votes:	0	0.00%	0	0.00%	0	0.00%
	Under Votes:	0	0.00%	0	0.00%	0	0.00%
PRESIDENT of the UNITED STATES, Vote For 1							
	Martin J. O'MALLEY	0	0.00%	2	2.50%	2	2.50%
	Bernard "Bernie" SANDERS	0	0.00%	42	52.50%	42	52.50%
	Hillary CLINTON	0	0.00%	29	36.25%	29	36.25%
	Roque Rocky DE LA FUENTE	0	0.00%	1	1.25%	1	1.25%
	"UNCOMMITTED"	0	0.00%	6	7.50%	6	7.50%
	Cast Votes:	0	0.00%	80	100.00%	80	100.00%
	Over Votes:	0	0.00%	0	0.00%	0	0.00%
	Under Votes:	0	0.00%	0	0.00%	0	0.00%
UNITED STATES SENATOR, Vote For 1							
	Rory HOULIHAN	0	0.00%	4	5.48%	4	5.48%
	Jeff KENDER	0	0.00%	5	6.85%	5	6.85%
	Ron LEACH	0	0.00%	15	20.55%	15	20.55%
	Tom RECKTENWALD	0	0.00%	0	0.00%	0	0.00%
	Grant T. SHORT	0	0.00%	8	10.96%	8	10.96%
	Sellus WILDER	0	0.00%	8	10.96%	8	10.96%
	Jim GRAY	0	0.00%	33	45.21%	33	45.21%
	Cast Votes:	0	0.00%	73	91.25%	73	91.25%
	Over Votes:	0	0.00%	0	0.00%	0	0.00%
	Under Votes:	0	0.00%	7	8.75%	7	8.75%

Precinct Report — Official

PRESIDENTIAL PREFERENCE AND REGULAR PRIMARY — OFFICIAL BALLOT FOR DAVIESS COUNTY — May 17, 2016

05/27/2016 09:21 AM

Total Number of Voters : 14,663 of 0 = 0.00%

Precincts Reporting 86 of 86 = 100.00%

Party	Candidate	Early		Election		Total	
Precinct A102 (Ballots Cast: 97)							
UNITED STATES SENATOR, Vote For 1							
	Rand PAUL	0	0.00%	17	77.27%	17	77.27%
	Stephen Howard SLAUGHTER	0	0.00%	3	13.64%	3	13.64%
	James R. GOULD	0	0.00%	2	9.09%	2	9.09%
	Cast Votes:	0	0.00%	22	100.00%	22	100.00%
	Over Votes:	0	0.00%	0	0.00%	0	0.00%
	Under Votes:	0	0.00%	0	0.00%	0	0.00%
PRESIDENT of the UNITED STATES, Vote For 1							
	Martin J. O'MALLEY	0	0.00%	0	0.00%	0	0.00%
	Bernard "Bernie" SANDERS	0	0.00%	38	51.35%	38	51.35%
	Hillary CLINTON	0	0.00%	34	45.95%	34	45.95%
	Roque Rocky DE LA FUENTE	0	0.00%	1	1.35%	1	1.35%
	"UNCOMMITTED"	0	0.00%	1	1.35%	1	1.35%
	Cast Votes:	0	0.00%	74	98.67%	74	98.67%
	Over Votes:	0	0.00%	0	0.00%	0	0.00%
	Under Votes:	0	0.00%	1	1.33%	1	1.33%
UNITED STATES SENATOR, Vote For 1							
	Rory HOULIHAN	0	0.00%	5	7.35%	5	7.35%
	Jeff KENDER	0	0.00%	8	11.76%	8	11.76%
	Ron LEACH	0	0.00%	9	13.24%	9	13.24%
	Tom RECKTENWALD	0	0.00%	5	7.35%	5	7.35%
	Grant T. SHORT	0	0.00%	7	10.29%	7	10.29%
	Sellus WILDER	0	0.00%	11	16.18%	11	16.18%
	Jim GRAY	0	0.00%	23	33.82%	23	33.82%
	Cast Votes:	0	0.00%	68	90.67%	68	90.67%
	Over Votes:	0	0.00%	0	0.00%	0	0.00%
	Under Votes:	0	0.00%	7	9.33%	7	9.33%

Total Number of Voters : 14,663 of 0 = 0.00%

Precincts Reporting 86 of 86 = 100.00%

Party	Candidate	Early		Election		Total	
Precinct A103 (Ballots Cast: 189)							
UNITED STATES SENATOR, Vote For 1							
	Rand PAUL	0	0.00%	34	85.00%	34	85.00%
	Stephen Howard SLAUGHTER	0	0.00%	3	7.50%	3	7.50%
	James R. GOULD	0	0.00%	3	7.50%	3	7.50%
	Cast Votes:	0	0.00%	40	100.00%	40	100.00%
	Over Votes:	0	0.00%	0	0.00%	0	0.00%
	Under Votes:	0	0.00%	0	0.00%	0	0.00%
PRESIDENT of the UNITED STATES, Vote For 1							
	Martin J. O'MALLEY	0	0.00%	0	0.00%	0	0.00%
	Bernard "Bernie" SANDERS	0	0.00%	59	39.60%	59	39.60%
	Hillary CLINTON	0	0.00%	83	55.70%	83	55.70%
	Roque Rocky DE LA FUENTE	0	0.00%	0	0.00%	0	0.00%
	"UNCOMMITTED"	0	0.00%	7	4.70%	7	4.70%
	Cast Votes:	0	0.00%	149	100.00%	149	100.00%
	Over Votes:	0	0.00%	0	0.00%	0	0.00%
	Under Votes:	0	0.00%	0	0.00%	0	0.00%
UNITED STATES SENATOR, Vote For 1							
	Rory HOULIHAN	0	0.00%	8	5.97%	8	5.97%
	Jeff KENDER	0	0.00%	11	8.21%	11	8.21%
	Ron LEACH	0	0.00%	20	14.93%	20	14.93%
	Tom RECKTENWALD	0	0.00%	7	5.22%	7	5.22%
	Grant T. SHORT	0	0.00%	12	8.96%	12	8.96%
	Sellus WILDER	0	0.00%	19	14.18%	19	14.18%
	Jim GRAY	0	0.00%	57	42.54%	57	42.54%
	Cast Votes:	0	0.00%	134	89.93%	134	89.93%
	Over Votes:	0	0.00%	0	0.00%	0	0.00%
	Under Votes:	0	0.00%	15	10.07%	15	10.07%

Total Number of Voters : 14,663 of 0 = 0.00%

Precincts Reporting 86 of 86 = 100.00%

Party	Candidate	Early		Election		Total	
Precinct A104 (Ballots Cast: 163)							
UNITED STATES SENATOR, Vote For 1							
	Rand PAUL	0	0.00%	24	92.31%	24	92.31%
	Stephen Howard SLAUGHTER	0	0.00%	1	3.85%	1	3.85%
	James R. GOULD	0	0.00%	1	3.85%	1	3.85%
	Cast Votes:	0	0.00%	26	100.00%	26	100.00%
	Over Votes:	0	0.00%	0	0.00%	0	0.00%
	Under Votes:	0	0.00%	0	0.00%	0	0.00%
PRESIDENT of the UNITED STATES, Vote For 1							
	Martin J. O'MALLEY	0	0.00%	0	0.00%	0	0.00%
	Bernard "Bernie" SANDERS	0	0.00%	79	58.09%	79	58.09%
	Hillary CLINTON	0	0.00%	52	38.24%	52	38.24%
	Roque Rocky DE LA FUENTE	0	0.00%	0	0.00%	0	0.00%
	"UNCOMMITTED"	0	0.00%	5	3.68%	5	3.68%
	Cast Votes:	0	0.00%	136	99.27%	136	99.27%
	Over Votes:	0	0.00%	1	0.73%	1	0.73%
	Under Votes:	0	0.00%	0	0.00%	0	0.00%
UNITED STATES SENATOR, Vote For 1							
	Rory HOULIHAN	0	0.00%	3	2.44%	3	2.44%
	Jeff KENDER	0	0.00%	9	7.32%	9	7.32%
	Ron LEACH	0	0.00%	23	18.70%	23	18.70%
	Tom RECKTENWALD	0	0.00%	4	3.25%	4	3.25%
	Grant T. SHORT	0	0.00%	14	11.38%	14	11.38%
	Sellus WILDER	0	0.00%	18	14.63%	18	14.63%
	Jim GRAY	0	0.00%	52	42.28%	52	42.28%
	Cast Votes:	0	0.00%	123	89.78%	123	89.78%
	Over Votes:	0	0.00%	0	0.00%	0	0.00%
	Under Votes:	0	0.00%	14	10.22%	14	10.22%

Precinct Report — Official

PRESIDENTIAL PREFERENCE AND REGULAR PRIMARY — OFFICIAL BALLOT FOR DAVIESS COUNTY — May 17, 2016

05/27/2016 09:21 AM

Total Number of Voters : 14,663 of 0 = 0.00%

Precincts Reporting 86 of 86 = 100.00%

Party	Candidate	Early		Election		Total	
Precinct A105 (Ballots Cast: 263)							
UNITED STATES SENATOR, Vote For 1							
	Rand PAUL	0	0.00%	54	85.71%	54	85.71%
	Stephen Howard SLAUGHTER	0	0.00%	4	6.35%	4	6.35%
	James R. GOULD	0	0.00%	5	7.94%	5	7.94%
	Cast Votes:	0	0.00%	63	100.00%	63	100.00%
	Over Votes:	0	0.00%	0	0.00%	0	0.00%
	Under Votes:	0	0.00%	0	0.00%	0	0.00%
PRESIDENT of the UNITED STATES, Vote For 1							
	Martin J. O'MALLEY	0	0.00%	4	2.03%	4	2.03%
	Bernard "Bernie" SANDERS	0	0.00%	87	44.16%	87	44.16%
	Hillary CLINTON	0	0.00%	92	46.70%	92	46.70%
	Roque Rocky DE LA FUENTE	0	0.00%	1	0.51%	1	0.51%
	"UNCOMMITTED"	0	0.00%	13	6.60%	13	6.60%
	Cast Votes:	0	0.00%	197	98.50%	197	98.50%
	Over Votes:	0	0.00%	0	0.00%	0	0.00%
	Under Votes:	0	0.00%	3	1.50%	3	1.50%
UNITED STATES SENATOR, Vote For 1							
	Rory HOULIHAN	0	0.00%	9	5.45%	9	5.45%
	Jeff KENDER	0	0.00%	6	3.64%	6	3.64%
	Ron LEACH	0	0.00%	25	15.15%	25	15.15%
	Tom RECKTENWALD	0	0.00%	5	3.03%	5	3.03%
	Grant T. SHORT	0	0.00%	5	3.03%	5	3.03%
	Sellus WILDER	0	0.00%	13	7.88%	13	7.88%
	Jim GRAY	0	0.00%	102	61.82%	102	61.82%
	Cast Votes:	0	0.00%	165	82.50%	165	82.50%
	Over Votes:	0	0.00%	0	0.00%	0	0.00%
	Under Votes:	0	0.00%	35	17.50%	35	17.50%

Total Number of Voters : 14,663 of 0 = 0.00%

Precincts Reporting 86 of 86 = 100.00%

Party	Candidate	Early		Election		Total	
Precinct A106 (Ballots Cast: 150)							
UNITED STATES SENATOR, Vote For 1							
	Rand PAUL	0	0.00%	19	73.08%	19	73.08%
	Stephen Howard SLAUGHTER	0	0.00%	2	7.69%	2	7.69%
	James R. GOULD	0	0.00%	5	19.23%	5	19.23%
	Cast Votes:	0	0.00%	26	100.00%	26	100.00%
	Over Votes:	0	0.00%	0	0.00%	0	0.00%
	Under Votes:	0	0.00%	0	0.00%	0	0.00%
PRESIDENT of the UNITED STATES, Vote For 1							
	Martin J. O'MALLEY	0	0.00%	0	0.00%	0	0.00%
	Bernard "Bernie" SANDERS	0	0.00%	60	48.78%	60	48.78%
	Hillary CLINTON	0	0.00%	57	46.34%	57	46.34%
	Roque Rocky DE LA FUENTE	0	0.00%	0	0.00%	0	0.00%
	"UNCOMMITTED"	0	0.00%	6	4.88%	6	4.88%
	Cast Votes:	0	0.00%	123	99.19%	123	99.19%
	Over Votes:	0	0.00%	0	0.00%	0	0.00%
	Under Votes:	0	0.00%	1	0.81%	1	0.81%
UNITED STATES SENATOR, Vote For 1							
	Rory HOULIHAN	0	0.00%	2	1.75%	2	1.75%
	Jeff KENDER	0	0.00%	8	7.02%	8	7.02%
	Ron LEACH	0	0.00%	20	17.54%	20	17.54%
	Tom RECKTENWALD	0	0.00%	6	5.26%	6	5.26%
	Grant T. SHORT	0	0.00%	9	7.89%	9	7.89%
	Sellus WILDER	0	0.00%	15	13.16%	15	13.16%
	Jim GRAY	0	0.00%	54	47.37%	54	47.37%
	Cast Votes:	0	0.00%	114	91.94%	114	91.94%
	Over Votes:	0	0.00%	0	0.00%	0	0.00%
	Under Votes:	0	0.00%	10	8.06%	10	8.06%

Precinct Report — Official

PRESIDENTIAL PREFERENCE AND REGULAR PRIMARY — OFFICIAL BALLOT FOR DAVIESS COUNTY — May 17, 2016

05/27/2016 09:21 AM

Total Number of Voters : 14,663 of 0 = 0.00%

Precincts Reporting 86 of 86 = 100.00%

Party	Candidate	Early		Election		Total	
Precinct A107 (Ballots Cast: 85)							
UNITED STATES SENATOR, Vote For 1							
	Rand PAUL	0	0.00%	13	92.86%	13	92.86%
	Stephen Howard SLAUGHTER	0	0.00%	0	0.00%	0	0.00%
	James R. GOULD	0	0.00%	1	7.14%	1	7.14%
	Cast Votes:	0	0.00%	14	100.00%	14	100.00%
	Over Votes:	0	0.00%	0	0.00%	0	0.00%
	Under Votes:	0	0.00%	0	0.00%	0	0.00%
PRESIDENT of the UNITED STATES, Vote For 1							
	Martin J. O'MALLEY	0	0.00%	0	0.00%	0	0.00%
	Bernard "Bernie" SANDERS	0	0.00%	39	54.93%	39	54.93%
	Hillary CLINTON	0	0.00%	29	40.85%	29	40.85%
	Roque Rocky DE LA FUENTE	0	0.00%	0	0.00%	0	0.00%
	"UNCOMMITTED"	0	0.00%	3	4.23%	3	4.23%
	Cast Votes:	0	0.00%	71	100.00%	71	100.00%
	Over Votes:	0	0.00%	0	0.00%	0	0.00%
	Under Votes:	0	0.00%	0	0.00%	0	0.00%
UNITED STATES SENATOR, Vote For 1							
	Rory HOULIHAN	0	0.00%	5	7.69%	5	7.69%
	Jeff KENDER	0	0.00%	3	4.62%	3	4.62%
	Ron LEACH	0	0.00%	16	24.62%	16	24.62%
	Tom RECKTENWALD	0	0.00%	3	4.62%	3	4.62%
	Grant T. SHORT	0	0.00%	4	6.15%	4	6.15%
	Sellus WILDER	0	0.00%	12	18.46%	12	18.46%
	Jim GRAY	0	0.00%	22	33.85%	22	33.85%
	Cast Votes:	0	0.00%	65	91.55%	65	91.55%
	Over Votes:	0	0.00%	0	0.00%	0	0.00%
	Under Votes:	0	0.00%	6	8.45%	6	8.45%

Total Number of Voters : 14,663 of 0 = 0.00%

Precincts Reporting 86 of 86 = 100.00%

Party	Candidate	Early		Election		Total	
Precinct A108 (Ballots Cast: 98)							
UNITED STATES SENATOR, Vote For 1							
	Rand PAUL	0	0.00%	22	88.00%	22	88.00%
	Stephen Howard SLAUGHTER	0	0.00%	1	4.00%	1	4.00%
	James R. GOULD	0	0.00%	2	8.00%	2	8.00%
	Cast Votes:	0	0.00%	25	100.00%	25	100.00%
	Over Votes:	0	0.00%	0	0.00%	0	0.00%
	Under Votes:	0	0.00%	0	0.00%	0	0.00%
PRESIDENT of the UNITED STATES, Vote For 1							
	Martin J. O'MALLEY	0	0.00%	1	1.39%	1	1.39%
	Bernard "Bernie" SANDERS	0	0.00%	34	47.22%	34	47.22%
	Hillary CLINTON	0	0.00%	33	45.83%	33	45.83%
	Roque Rocky DE LA FUENTE	0	0.00%	0	0.00%	0	0.00%
	"UNCOMMITTED"	0	0.00%	4	5.56%	4	5.56%
	Cast Votes:	0	0.00%	72	98.63%	72	98.63%
	Over Votes:	0	0.00%	0	0.00%	0	0.00%
	Under Votes:	0	0.00%	1	1.37%	1	1.37%
UNITED STATES SENATOR, Vote For 1							
	Rory HOULIHAN	0	0.00%	1	1.54%	1	1.54%
	Jeff KENDER	0	0.00%	3	4.62%	3	4.62%
	Ron LEACH	0	0.00%	11	16.92%	11	16.92%
	Tom RECKTENWALD	0	0.00%	1	1.54%	1	1.54%
	Grant T. SHORT	0	0.00%	4	6.15%	4	6.15%
	Sellus WILDER	0	0.00%	9	13.85%	9	13.85%
	Jim GRAY	0	0.00%	36	55.38%	36	55.38%
	Cast Votes:	0	0.00%	65	89.04%	65	89.04%
	Over Votes:	0	0.00%	0	0.00%	0	0.00%
	Under Votes:	0	0.00%	8	10.96%	8	10.96%

Precinct Report — Official

PRESIDENTIAL PREFERENCE AND REGULAR PRIMARY — OFFICIAL BALLOT FOR DAVIESS COUNTY — May 17, 2016

05/27/2016 09:21 AM

Total Number of Voters : 14,663 of 0 = 0.00%

Precincts Reporting 86 of 86 = 100.00%

Party	Candidate	Early		Election		Total	
Precinct A109 (Ballots Cast: 172)							
UNITED STATES SENATOR, Vote For 1							
	Rand PAUL	0	0.00%	28	84.85%	28	84.85%
	Stephen Howard SLAUGHTER	0	0.00%	2	6.06%	2	6.06%
	James R. GOULD	0	0.00%	3	9.09%	3	9.09%
	Cast Votes:	0	0.00%	33	100.00%	33	100.00%
	Over Votes:	0	0.00%	0	0.00%	0	0.00%
	Under Votes:	0	0.00%	0	0.00%	0	0.00%
PRESIDENT of the UNITED STATES, Vote For 1							
	Martin J. O'MALLEY	0	0.00%	3	2.16%	3	2.16%
	Bernard "Bernie" SANDERS	0	0.00%	68	48.92%	68	48.92%
	Hillary CLINTON	0	0.00%	59	42.45%	59	42.45%
	Roque Rocky DE LA FUENTE	0	0.00%	0	0.00%	0	0.00%
	"UNCOMMITTED"	0	0.00%	9	6.47%	9	6.47%
	Cast Votes:	0	0.00%	139	100.00%	139	100.00%
	Over Votes:	0	0.00%	0	0.00%	0	0.00%
	Under Votes:	0	0.00%	0	0.00%	0	0.00%
UNITED STATES SENATOR, Vote For 1							
	Rory HOULIHAN	0	0.00%	2	1.61%	2	1.61%
	Jeff KENDER	0	0.00%	8	6.45%	8	6.45%
	Ron LEACH	0	0.00%	31	25.00%	31	25.00%
	Tom RECKTENWALD	0	0.00%	5	4.03%	5	4.03%
	Grant T. SHORT	0	0.00%	4	3.23%	4	3.23%
	Sellus WILDER	0	0.00%	17	13.71%	17	13.71%
	Jim GRAY	0	0.00%	57	45.97%	57	45.97%
	Cast Votes:	0	0.00%	124	89.21%	124	89.21%
	Over Votes:	0	0.00%	0	0.00%	0	0.00%
	Under Votes:	0	0.00%	15	10.79%	15	10.79%

Total Number of Voters : 14,663 of 0 = 0.00%

Precincts Reporting 86 of 86 = 100.00%

Party	Candidate	Early		Election		Total	
Precinct A110 (Ballots Cast: 145)							
UNITED STATES SENATOR, Vote For 1							
	Rand PAUL	0	0.00%	19	82.61%	19	82.61%
	Stephen Howard SLAUGHTER	0	0.00%	2	8.70%	2	8.70%
	James R. GOULD	0	0.00%	2	8.70%	2	8.70%
	Cast Votes:	0	0.00%	23	100.00%	23	100.00%
	Over Votes:	0	0.00%	0	0.00%	0	0.00%
	Under Votes:	0	0.00%	0	0.00%	0	0.00%
PRESIDENT of the UNITED STATES, Vote For 1							
	Martin J. O'MALLEY	0	0.00%	1	0.83%	1	0.83%
	Bernard "Bernie" SANDERS	0	0.00%	68	56.20%	68	56.20%
	Hillary CLINTON	0	0.00%	44	36.36%	44	36.36%
	Roque Rocky DE LA FUENTE	0	0.00%	0	0.00%	0	0.00%
	"UNCOMMITTED"	0	0.00%	8	6.61%	8	6.61%
	Cast Votes:	0	0.00%	121	99.18%	121	99.18%
	Over Votes:	0	0.00%	0	0.00%	0	0.00%
	Under Votes:	0	0.00%	1	0.82%	1	0.82%
UNITED STATES SENATOR, Vote For 1							
	Rory HOULIHAN	0	0.00%	4	3.64%	4	3.64%
	Jeff KENDER	0	0.00%	4	3.64%	4	3.64%
	Ron LEACH	0	0.00%	22	20.00%	22	20.00%
	Tom RECKTENWALD	0	0.00%	4	3.64%	4	3.64%
	Grant T. SHORT	0	0.00%	5	4.55%	5	4.55%
	Sellus WILDER	0	0.00%	19	17.27%	19	17.27%
	Jim GRAY	0	0.00%	52	47.27%	52	47.27%
	Cast Votes:	0	0.00%	110	90.16%	110	90.16%
	Over Votes:	0	0.00%	0	0.00%	0	0.00%
	Under Votes:	0	0.00%	12	9.84%	12	9.84%

Precinct Report — Official

PRESIDENTIAL PREFERENCE AND REGULAR PRIMARY — OFFICIAL BALLOT FOR DAVIESS COUNTY — May 17, 2016

05/27/2016 09:21 AM

Total Number of Voters : 14,663 of 0 = 0.00%

Precincts Reporting 86 of 86 = 100.00%

Party	Candidate	Early		Election		Total	
Precinct A111 (Ballots Cast: 205)							
UNITED STATES SENATOR, Vote For 1							
	Rand PAUL	0	0.00%	57	91.94%	57	91.94%
	Stephen Howard SLAUGHTER	0	0.00%	1	1.61%	1	1.61%
	James R. GOULD	0	0.00%	4	6.45%	4	6.45%
	Cast Votes:	0	0.00%	62	98.41%	62	98.41%
	Over Votes:	0	0.00%	0	0.00%	0	0.00%
	Under Votes:	0	0.00%	1	1.59%	1	1.59%
PRESIDENT of the UNITED STATES, Vote For 1							
	Martin J. O'MALLEY	0	0.00%	1	0.70%	1	0.70%
	Bernard "Bernie" SANDERS	0	0.00%	80	56.34%	80	56.34%
	Hillary CLINTON	0	0.00%	54	38.03%	54	38.03%
	Roque Rocky DE LA FUENTE	0	0.00%	0	0.00%	0	0.00%
	"UNCOMMITTED"	0	0.00%	7	4.93%	7	4.93%
	Cast Votes:	0	0.00%	142	100.00%	142	100.00%
	Over Votes:	0	0.00%	0	0.00%	0	0.00%
	Under Votes:	0	0.00%	0	0.00%	0	0.00%
UNITED STATES SENATOR, Vote For 1							
	Rory HOULIHAN	0	0.00%	2	1.57%	2	1.57%
	Jeff KENDER	0	0.00%	5	3.94%	5	3.94%
	Ron LEACH	0	0.00%	18	14.17%	18	14.17%
	Tom RECKTENWALD	0	0.00%	3	2.36%	3	2.36%
	Grant T. SHORT	0	0.00%	5	3.94%	5	3.94%
	Sellus WILDER	0	0.00%	15	11.81%	15	11.81%
	Jim GRAY	0	0.00%	79	62.20%	79	62.20%
	Cast Votes:	0	0.00%	127	89.44%	127	89.44%
	Over Votes:	0	0.00%	0	0.00%	0	0.00%
	Under Votes:	0	0.00%	15	10.56%	15	10.56%

Precinct Report — Official

PRESIDENTIAL PREFERENCE AND REGULAR PRIMARY — OFFICIAL BALLOT FOR DAVIESS COUNTY — May 17, 2016

05/27/2016 09:21 AM

Total Number of Voters : 14,663 of 0 = 0.00%

Precincts Reporting 86 of 86 = 100.00%

Party	Candidate	Early		Election		Total	
Precinct A112 (Ballots Cast: 144)							
UNITED STATES SENATOR, Vote For 1							
	Rand PAUL	0	0.00%	3	50.00%	3	50.00%
	Stephen Howard SLAUGHTER	0	0.00%	2	33.33%	2	33.33%
	James R. GOULD	0	0.00%	1	16.67%	1	16.67%
	Cast Votes:	0	0.00%	6	100.00%	6	100.00%
	Over Votes:	0	0.00%	0	0.00%	0	0.00%
	Under Votes:	0	0.00%	0	0.00%	0	0.00%
PRESIDENT of the UNITED STATES, Vote For 1							
	Martin J. O'MALLEY	0	0.00%	1	0.73%	1	0.73%
	Bernard "Bernie" SANDERS	0	0.00%	39	28.47%	39	28.47%
	Hillary CLINTON	0	0.00%	95	69.34%	95	69.34%
	Roque Rocky DE LA FUENTE	0	0.00%	1	0.73%	1	0.73%
	"UNCOMMITTED"	0	0.00%	1	0.73%	1	0.73%
	Cast Votes:	0	0.00%	137	99.28%	137	99.28%
	Over Votes:	0	0.00%	0	0.00%	0	0.00%
	Under Votes:	0	0.00%	1	0.72%	1	0.72%
UNITED STATES SENATOR, Vote For 1							
	Rory HOULIHAN	0	0.00%	4	3.45%	4	3.45%
	Jeff KENDER	0	0.00%	10	8.62%	10	8.62%
	Ron LEACH	0	0.00%	27	23.28%	27	23.28%
	Tom RECKTENWALD	0	0.00%	4	3.45%	4	3.45%
	Grant T. SHORT	0	0.00%	9	7.76%	9	7.76%
	Sellus WILDER	0	0.00%	6	5.17%	6	5.17%
	Jim GRAY	0	0.00%	56	48.28%	56	48.28%
	Cast Votes:	0	0.00%	116	84.06%	116	84.06%
	Over Votes:	0	0.00%	0	0.00%	0	0.00%
	Under Votes:	0	0.00%	22	15.94%	22	15.94%

Precinct Report — Official

PRESIDENTIAL PREFERENCE AND REGULAR PRIMARY — OFFICIAL BALLOT FOR DAVIESS COUNTY — May 17, 2016

05/27/2016 09:21 AM

Total Number of Voters : 14,663 of 0 = 0.00%

Precincts Reporting 86 of 86 = 100.00%

Party	Candidate	Early		Election		Total	
Precinct A113 (Ballots Cast: 119)							
UNITED STATES SENATOR, Vote For 1							
	Rand PAUL	0	0.00%	17	73.91%	17	73.91%
	Stephen Howard SLAUGHTER	0	0.00%	3	13.04%	3	13.04%
	James R. GOULD	0	0.00%	3	13.04%	3	13.04%
	Cast Votes:	0	0.00%	23	100.00%	23	100.00%
	Over Votes:	0	0.00%	0	0.00%	0	0.00%
	Under Votes:	0	0.00%	0	0.00%	0	0.00%
PRESIDENT of the UNITED STATES, Vote For 1							
	Martin J. O'MALLEY	0	0.00%	0	0.00%	0	0.00%
	Bernard "Bernie" SANDERS	0	0.00%	61	63.54%	61	63.54%
	Hillary CLINTON	0	0.00%	31	32.29%	31	32.29%
	Roque Rocky DE LA FUENTE	0	0.00%	0	0.00%	0	0.00%
	"UNCOMMITTED"	0	0.00%	4	4.17%	4	4.17%
	Cast Votes:	0	0.00%	96	100.00%	96	100.00%
	Over Votes:	0	0.00%	0	0.00%	0	0.00%
	Under Votes:	0	0.00%	0	0.00%	0	0.00%
UNITED STATES SENATOR, Vote For 1							
	Rory HOULIHAN	0	0.00%	1	1.12%	1	1.12%
	Jeff KENDER	0	0.00%	7	7.87%	7	7.87%
	Ron LEACH	0	0.00%	22	24.72%	22	24.72%
	Tom RECKTENWALD	0	0.00%	4	4.49%	4	4.49%
	Grant T. SHORT	0	0.00%	7	7.87%	7	7.87%
	Sellus WILDER	0	0.00%	15	16.85%	15	16.85%
	Jim GRAY	0	0.00%	33	37.08%	33	37.08%
	Cast Votes:	0	0.00%	89	92.71%	89	92.71%
	Over Votes:	0	0.00%	0	0.00%	0	0.00%
	Under Votes:	0	0.00%	7	7.29%	7	7.29%

Precinct Report — Official

PRESIDENTIAL PREFERENCE AND REGULAR PRIMARY — OFFICIAL BALLOT FOR DAVIESS COUNTY — May 17, 2016

05/27/2016 09:21 AM

Total Number of Voters : 14,663 of 0 = 0.00%

Precincts Reporting 86 of 86 = 100.00%

Party	Candidate	Early		Election		Total	
Precinct A114 (Ballots Cast: 164)							
UNITED STATES SENATOR, Vote For 1							
	Rand PAUL	0	0.00%	13	76.47%	13	76.47%
	Stephen Howard SLAUGHTER	0	0.00%	3	17.65%	3	17.65%
	James R. GOULD	0	0.00%	1	5.88%	1	5.88%
	Cast Votes:	0	0.00%	17	100.00%	17	100.00%
	Over Votes:	0	0.00%	0	0.00%	0	0.00%
	Under Votes:	0	0.00%	0	0.00%	0	0.00%
PRESIDENT of the UNITED STATES, Vote For 1							
	Martin J. O'MALLEY	0	0.00%	0	0.00%	0	0.00%
	Bernard "Bernie" SANDERS	0	0.00%	64	43.84%	64	43.84%
	Hillary CLINTON	0	0.00%	79	54.11%	79	54.11%
	Roque Rocky DE LA FUENTE	0	0.00%	0	0.00%	0	0.00%
	"UNCOMMITTED"	0	0.00%	3	2.05%	3	2.05%
	Cast Votes:	0	0.00%	146	99.32%	146	99.32%
	Over Votes:	0	0.00%	0	0.00%	0	0.00%
	Under Votes:	0	0.00%	1	0.68%	1	0.68%
UNITED STATES SENATOR, Vote For 1							
	Rory HOULIHAN	0	0.00%	5	3.85%	5	3.85%
	Jeff KENDER	0	0.00%	9	6.92%	9	6.92%
	Ron LEACH	0	0.00%	30	23.08%	30	23.08%
	Tom RECKTENWALD	0	0.00%	1	0.77%	1	0.77%
	Grant T. SHORT	0	0.00%	6	4.62%	6	4.62%
	Sellus WILDER	0	0.00%	14	10.77%	14	10.77%
	Jim GRAY	0	0.00%	65	50.00%	65	50.00%
	Cast Votes:	0	0.00%	130	88.44%	130	88.44%
	Over Votes:	0	0.00%	0	0.00%	0	0.00%
	Under Votes:	0	0.00%	17	11.56%	17	11.56%

Precinct Report — Official

PRESIDENTIAL PREFERENCE AND REGULAR PRIMARY — OFFICIAL BALLOT FOR DAVIESS COUNTY — May 17, 2016

05/27/2016 09:21 AM

Total Number of Voters : 14,663 of 0 = 0.00%

Precincts Reporting 86 of 86 = 100.00%

Party	Candidate	Early		Election		Total	
Precinct A115 (Ballots Cast: 191)							
UNITED STATES SENATOR, Vote For 1							
	Rand PAUL	0	0.00%	59	88.06%	59	88.06%
	Stephen Howard SLAUGHTER	0	0.00%	5	7.46%	5	7.46%
	James R. GOULD	0	0.00%	3	4.48%	3	4.48%
	Cast Votes:	0	0.00%	67	100.00%	67	100.00%
	Over Votes:	0	0.00%	0	0.00%	0	0.00%
	Under Votes:	0	0.00%	0	0.00%	0	0.00%
PRESIDENT of the UNITED STATES, Vote For 1							
	Martin J. O'MALLEY	0	0.00%	4	3.23%	4	3.23%
	Bernard "Bernie" SANDERS	0	0.00%	37	29.84%	37	29.84%
	Hillary CLINTON	0	0.00%	76	61.29%	76	61.29%
	Roque Rocky DE LA FUENTE	0	0.00%	0	0.00%	0	0.00%
	"UNCOMMITTED"	0	0.00%	7	5.65%	7	5.65%
	Cast Votes:	0	0.00%	124	100.00%	124	100.00%
	Over Votes:	0	0.00%	0	0.00%	0	0.00%
	Under Votes:	0	0.00%	0	0.00%	0	0.00%
UNITED STATES SENATOR, Vote For 1							
	Rory HOULIHAN	0	0.00%	3	2.86%	3	2.86%
	Jeff KENDER	0	0.00%	2	1.90%	2	1.90%
	Ron LEACH	0	0.00%	16	15.24%	16	15.24%
	Tom RECKTENWALD	0	0.00%	0	0.00%	0	0.00%
	Grant T. SHORT	0	0.00%	2	1.90%	2	1.90%
	Sellus WILDER	0	0.00%	6	5.71%	6	5.71%
	Jim GRAY	0	0.00%	76	72.38%	76	72.38%
	Cast Votes:	0	0.00%	105	84.68%	105	84.68%
	Over Votes:	0	0.00%	0	0.00%	0	0.00%
	Under Votes:	0	0.00%	19	15.32%	19	15.32%

Total Number of Voters : 14,663 of 0 = 0.00%

Precincts Reporting 86 of 86 = 100.00%

Party	Candidate	Early		Election		Total	
Precinct A116 (Ballots Cast: 217)							
UNITED STATES SENATOR, Vote For 1							
	Rand PAUL	0	0.00%	41	80.39%	41	80.39%
	Stephen Howard SLAUGHTER	0	0.00%	4	7.84%	4	7.84%
	James R. GOULD	0	0.00%	6	11.76%	6	11.76%
	Cast Votes:	0	0.00%	51	100.00%	51	100.00%
	Over Votes:	0	0.00%	0	0.00%	0	0.00%
	Under Votes:	0	0.00%	0	0.00%	0	0.00%
PRESIDENT of the UNITED STATES, Vote For 1							
	Martin J. O'MALLEY	0	0.00%	0	0.00%	0	0.00%
	Bernard "Bernie" SANDERS	0	0.00%	76	45.78%	76	45.78%
	Hillary CLINTON	0	0.00%	74	44.58%	74	44.58%
	Roque Rocky DE LA FUENTE	0	0.00%	2	1.20%	2	1.20%
	"UNCOMMITTED"	0	0.00%	14	8.43%	14	8.43%
	Cast Votes:	0	0.00%	166	100.00%	166	100.00%
	Over Votes:	0	0.00%	0	0.00%	0	0.00%
	Under Votes:	0	0.00%	0	0.00%	0	0.00%
UNITED STATES SENATOR, Vote For 1							
	Rory HOULIHAN	0	0.00%	5	3.33%	5	3.33%
	Jeff KENDER	0	0.00%	9	6.00%	9	6.00%
	Ron LEACH	0	0.00%	34	22.67%	34	22.67%
	Tom RECKTENWALD	0	0.00%	5	3.33%	5	3.33%
	Grant T. SHORT	0	0.00%	8	5.33%	8	5.33%
	Sellus WILDER	0	0.00%	14	9.33%	14	9.33%
	Jim GRAY	0	0.00%	75	50.00%	75	50.00%
	Cast Votes:	0	0.00%	150	90.36%	150	90.36%
	Over Votes:	0	0.00%	0	0.00%	0	0.00%
	Under Votes:	0	0.00%	16	9.64%	16	9.64%

Precinct Report — Official

PRESIDENTIAL PREFERENCE AND REGULAR PRIMARY — OFFICIAL BALLOT FOR DAVIESS COUNTY — May 17, 2016

05/27/2016 09:21 AM

Total Number of Voters : 14,663 of 0 = 0.00%

Precincts Reporting 86 of 86 = 100.00%

Party	Candidate	Early		Election		Total	
Precinct A118 (Ballots Cast: 84)							
UNITED STATES SENATOR, Vote For 1							
	Rand PAUL	0	0.00%	6	66.67%	6	66.67%
	Stephen Howard SLAUGHTER	0	0.00%	3	33.33%	3	33.33%
	James R. GOULD	0	0.00%	0	0.00%	0	0.00%
	Cast Votes:	0	0.00%	9	100.00%	9	100.00%
	Over Votes:	0	0.00%	0	0.00%	0	0.00%
	Under Votes:	0	0.00%	0	0.00%	0	0.00%
PRESIDENT of the UNITED STATES, Vote For 1							
	Martin J. O'MALLEY	0	0.00%	0	0.00%	0	0.00%
	Bernard "Bernie" SANDERS	0	0.00%	38	50.67%	38	50.67%
	Hillary CLINTON	0	0.00%	35	46.67%	35	46.67%
	Roque Rocky DE LA FUENTE	0	0.00%	0	0.00%	0	0.00%
	"UNCOMMITTED"	0	0.00%	2	2.67%	2	2.67%
	Cast Votes:	0	0.00%	75	100.00%	75	100.00%
	Over Votes:	0	0.00%	0	0.00%	0	0.00%
	Under Votes:	0	0.00%	0	0.00%	0	0.00%
UNITED STATES SENATOR, Vote For 1							
	Rory HOULIHAN	0	0.00%	4	5.80%	4	5.80%
	Jeff KENDER	0	0.00%	2	2.90%	2	2.90%
	Ron LEACH	0	0.00%	14	20.29%	14	20.29%
	Tom RECKTENWALD	0	0.00%	2	2.90%	2	2.90%
	Grant T. SHORT	0	0.00%	4	5.80%	4	5.80%
	Sellus WILDER	0	0.00%	6	8.70%	6	8.70%
	Jim GRAY	0	0.00%	37	53.62%	37	53.62%
	Cast Votes:	0	0.00%	69	92.00%	69	92.00%
	Over Votes:	0	0.00%	0	0.00%	0	0.00%
	Under Votes:	0	0.00%	6	8.00%	6	8.00%

Total Number of Voters : 14,663 of 0 = 0.00%

Precincts Reporting 86 of 86 = 100.00%

Party	Candidate	Early		Election		Total	
Precinct A119 (Ballots Cast: 137)							
UNITED STATES SENATOR, Vote For 1							
	Rand PAUL	0	0.00%	14	66.67%	14	66.67%
	Stephen Howard SLAUGHTER	0	0.00%	4	19.05%	4	19.05%
	James R. GOULD	0	0.00%	3	14.29%	3	14.29%
	Cast Votes:	0	0.00%	21	100.00%	21	100.00%
	Over Votes:	0	0.00%	0	0.00%	0	0.00%
	Under Votes:	0	0.00%	0	0.00%	0	0.00%
PRESIDENT of the UNITED STATES, Vote For 1							
	Martin J. O'MALLEY	0	0.00%	2	1.74%	2	1.74%
	Bernard "Bernie" SANDERS	0	0.00%	71	61.74%	71	61.74%
	Hillary CLINTON	0	0.00%	36	31.30%	36	31.30%
	Roque Rocky DE LA FUENTE	0	0.00%	0	0.00%	0	0.00%
	"UNCOMMITTED"	0	0.00%	6	5.22%	6	5.22%
	Cast Votes:	0	0.00%	115	99.14%	115	99.14%
	Over Votes:	0	0.00%	0	0.00%	0	0.00%
	Under Votes:	0	0.00%	1	0.86%	1	0.86%
UNITED STATES SENATOR, Vote For 1							
	Rory HOULIHAN	0	0.00%	3	2.86%	3	2.86%
	Jeff KENDER	0	0.00%	6	5.71%	6	5.71%
	Ron LEACH	0	0.00%	21	20.00%	21	20.00%
	Tom RECKTENWALD	0	0.00%	9	8.57%	9	8.57%
	Grant T. SHORT	0	0.00%	7	6.67%	7	6.67%
	Sellus WILDER	0	0.00%	12	11.43%	12	11.43%
	Jim GRAY	0	0.00%	47	44.76%	47	44.76%
	Cast Votes:	0	0.00%	105	90.52%	105	90.52%
	Over Votes:	0	0.00%	0	0.00%	0	0.00%
	Under Votes:	0	0.00%	11	9.48%	11	9.48%

Precinct Report — Official

PRESIDENTIAL PREFERENCE AND REGULAR PRIMARY — OFFICIAL BALLOT FOR DAVIESS COUNTY — May 17, 2016

05/27/2016 09:21 AM

Total Number of Voters : 14,663 of 0 = 0.00%

Precincts Reporting 86 of 86 = 100.00%

Party	Candidate	Early		Election		Total	
Precinct A120 (Ballots Cast: 159)							
UNITED STATES SENATOR, Vote For 1							
	Rand PAUL	0	0.00%	24	82.76%	24	82.76%
	Stephen Howard SLAUGHTER	0	0.00%	2	6.90%	2	6.90%
	James R. GOULD	0	0.00%	3	10.34%	3	10.34%
	Cast Votes:	0	0.00%	29	100.00%	29	100.00%
	Over Votes:	0	0.00%	0	0.00%	0	0.00%
	Under Votes:	0	0.00%	0	0.00%	0	0.00%
PRESIDENT of the UNITED STATES, Vote For 1							
	Martin J. O'MALLEY	0	0.00%	3	2.31%	3	2.31%
	Bernard "Bernie" SANDERS	0	0.00%	69	53.08%	69	53.08%
	Hillary CLINTON	0	0.00%	56	43.08%	56	43.08%
	Roque Rocky DE LA FUENTE	0	0.00%	0	0.00%	0	0.00%
	"UNCOMMITTED"	0	0.00%	2	1.54%	2	1.54%
	Cast Votes:	0	0.00%	130	100.00%	130	100.00%
	Over Votes:	0	0.00%	0	0.00%	0	0.00%
	Under Votes:	0	0.00%	0	0.00%	0	0.00%
UNITED STATES SENATOR, Vote For 1							
	Rory HOULIHAN	0	0.00%	6	4.96%	6	4.96%
	Jeff KENDER	0	0.00%	5	4.13%	5	4.13%
	Ron LEACH	0	0.00%	21	17.36%	21	17.36%
	Tom RECKTENWALD	0	0.00%	4	3.31%	4	3.31%
	Grant T. SHORT	0	0.00%	14	11.57%	14	11.57%
	Sellus WILDER	0	0.00%	18	14.88%	18	14.88%
	Jim GRAY	0	0.00%	53	43.80%	53	43.80%
	Cast Votes:	0	0.00%	121	93.08%	121	93.08%
	Over Votes:	0	0.00%	0	0.00%	0	0.00%
	Under Votes:	0	0.00%	9	6.92%	9	6.92%

Total Number of Voters : 14,663 of 0 = 0.00%

Precincts Reporting 86 of 86 = 100.00%

Party	Candidate	Early		Election		Total	
Precinct A121 (Ballots Cast: 110)							
UNITED STATES SENATOR, Vote For 1							
	Rand PAUL	0	0.00%	20	86.96%	20	86.96%
	Stephen Howard SLAUGHTER	0	0.00%	1	4.35%	1	4.35%
	James R. GOULD	0	0.00%	2	8.70%	2	8.70%
	Cast Votes:	0	0.00%	23	100.00%	23	100.00%
	Over Votes:	0	0.00%	0	0.00%	0	0.00%
	Under Votes:	0	0.00%	0	0.00%	0	0.00%
PRESIDENT of the UNITED STATES, Vote For 1							
	Martin J. O'MALLEY	0	0.00%	1	1.15%	1	1.15%
	Bernard "Bernie" SANDERS	0	0.00%	44	50.57%	44	50.57%
	Hillary CLINTON	0	0.00%	38	43.68%	38	43.68%
	Roque Rocky DE LA FUENTE	0	0.00%	1	1.15%	1	1.15%
	"UNCOMMITTED"	0	0.00%	3	3.45%	3	3.45%
	Cast Votes:	0	0.00%	87	100.00%	87	100.00%
	Over Votes:	0	0.00%	0	0.00%	0	0.00%
	Under Votes:	0	0.00%	0	0.00%	0	0.00%
UNITED STATES SENATOR, Vote For 1							
	Rory HOULIHAN	0	0.00%	2	2.50%	2	2.50%
	Jeff KENDER	0	0.00%	2	2.50%	2	2.50%
	Ron LEACH	0	0.00%	11	13.75%	11	13.75%
	Tom RECKTENWALD	0	0.00%	4	5.00%	4	5.00%
	Grant T. SHORT	0	0.00%	7	8.75%	7	8.75%
	Sellus WILDER	0	0.00%	18	22.50%	18	22.50%
	Jim GRAY	0	0.00%	36	45.00%	36	45.00%
	Cast Votes:	0	0.00%	80	91.95%	80	91.95%
	Over Votes:	0	0.00%	0	0.00%	0	0.00%
	Under Votes:	0	0.00%	7	8.05%	7	8.05%

Total Number of Voters : 14,663 of 0 = 0.00%

Precincts Reporting 86 of 86 = 100.00%

Party	Candidate	Early		Election		Total	
Precinct A122 (Ballots Cast: 99)							
UNITED STATES SENATOR, Vote For 1							
	Rand PAUL	0	0.00%	16	72.73%	16	72.73%
	Stephen Howard SLAUGHTER	0	0.00%	1	4.55%	1	4.55%
	James R. GOULD	0	0.00%	5	22.73%	5	22.73%
	Cast Votes:	0	0.00%	22	100.00%	22	100.00%
	Over Votes:	0	0.00%	0	0.00%	0	0.00%
	Under Votes:	0	0.00%	0	0.00%	0	0.00%
PRESIDENT of the UNITED STATES, Vote For 1							
	Martin J. O'MALLEY	0	0.00%	1	1.30%	1	1.30%
	Bernard "Bernie" SANDERS	0	0.00%	28	36.36%	28	36.36%
	Hillary CLINTON	0	0.00%	43	55.84%	43	55.84%
	Roque Rocky DE LA FUENTE	0	0.00%	1	1.30%	1	1.30%
	"UNCOMMITTED"	0	0.00%	4	5.19%	4	5.19%
	Cast Votes:	0	0.00%	77	100.00%	77	100.00%
	Over Votes:	0	0.00%	0	0.00%	0	0.00%
	Under Votes:	0	0.00%	0	0.00%	0	0.00%
UNITED STATES SENATOR, Vote For 1							
	Rory HOULIHAN	0	0.00%	3	4.41%	3	4.41%
	Jeff KENDER	0	0.00%	5	7.35%	5	7.35%
	Ron LEACH	0	0.00%	13	19.12%	13	19.12%
	Tom RECKTENWALD	0	0.00%	3	4.41%	3	4.41%
	Grant T. SHORT	0	0.00%	2	2.94%	2	2.94%
	Sellus WILDER	0	0.00%	12	17.65%	12	17.65%
	Jim GRAY	0	0.00%	30	44.12%	30	44.12%
	Cast Votes:	0	0.00%	68	88.31%	68	88.31%
	Over Votes:	0	0.00%	0	0.00%	0	0.00%
	Under Votes:	0	0.00%	9	11.69%	9	11.69%

Total Number of Voters : 14,663 of 0 = 0.00%

Precincts Reporting 86 of 86 = 100.00%

Party	Candidate	Early		Election		Total	
Precinct A123 (Ballots Cast: 140)							
UNITED STATES SENATOR, Vote For 1							
	Rand PAUL	0	0.00%	21	87.50%	21	87.50%
	Stephen Howard SLAUGHTER	0	0.00%	2	8.33%	2	8.33%
	James R. GOULD	0	0.00%	1	4.17%	1	4.17%
	Cast Votes:	0	0.00%	24	100.00%	24	100.00%
	Over Votes:	0	0.00%	0	0.00%	0	0.00%
	Under Votes:	0	0.00%	0	0.00%	0	0.00%
PRESIDENT of the UNITED STATES, Vote For 1							
	Martin J. O'MALLEY	0	0.00%	3	2.65%	3	2.65%
	Bernard "Bernie" SANDERS	0	0.00%	37	32.74%	37	32.74%
	Hillary CLINTON	0	0.00%	67	59.29%	67	59.29%
	Roque Rocky DE LA FUENTE	0	0.00%	2	1.77%	2	1.77%
	"UNCOMMITTED"	0	0.00%	4	3.54%	4	3.54%
	Cast Votes:	0	0.00%	113	97.41%	113	97.41%
	Over Votes:	0	0.00%	0	0.00%	0	0.00%
	Under Votes:	0	0.00%	3	2.59%	3	2.59%
UNITED STATES SENATOR, Vote For 1							
	Rory HOULIHAN	0	0.00%	6	5.66%	6	5.66%
	Jeff KENDER	0	0.00%	4	3.77%	4	3.77%
	Ron LEACH	0	0.00%	15	14.15%	15	14.15%
	Tom RECKTENWALD	0	0.00%	0	0.00%	0	0.00%
	Grant T. SHORT	0	0.00%	7	6.60%	7	6.60%
	Sellus WILDER	0	0.00%	12	11.32%	12	11.32%
	Jim GRAY	0	0.00%	62	58.49%	62	58.49%
	Cast Votes:	0	0.00%	106	91.38%	106	91.38%
	Over Votes:	0	0.00%	0	0.00%	0	0.00%
	Under Votes:	0	0.00%	10	8.62%	10	8.62%

Total Number of Voters : 14,663 of 0 = 0.00%

Precincts Reporting 86 of 86 = 100.00%

Party	Candidate	Early		Election		Total	
Precinct A124 (Ballots Cast: 223)							
UNITED STATES SENATOR, Vote For 1							
	Rand PAUL	0	0.00%	43	89.58%	43	89.58%
	Stephen Howard SLAUGHTER	0	0.00%	3	6.25%	3	6.25%
	James R. GOULD	0	0.00%	2	4.17%	2	4.17%
	Cast Votes:	0	0.00%	48	100.00%	48	100.00%
	Over Votes:	0	0.00%	0	0.00%	0	0.00%
	Under Votes:	0	0.00%	0	0.00%	0	0.00%
PRESIDENT of the UNITED STATES, Vote For 1							
	Martin J. O'MALLEY	0	0.00%	1	0.57%	1	0.57%
	Bernard "Bernie" SANDERS	0	0.00%	86	49.43%	86	49.43%
	Hillary CLINTON	0	0.00%	82	47.13%	82	47.13%
	Roque Rocky DE LA FUENTE	0	0.00%	0	0.00%	0	0.00%
	"UNCOMMITTED"	0	0.00%	5	2.87%	5	2.87%
	Cast Votes:	0	0.00%	174	99.43%	174	99.43%
	Over Votes:	0	0.00%	0	0.00%	0	0.00%
	Under Votes:	0	0.00%	1	0.57%	1	0.57%
UNITED STATES SENATOR, Vote For 1							
	Rory HOULIHAN	0	0.00%	6	4.20%	6	4.20%
	Jeff KENDER	0	0.00%	3	2.10%	3	2.10%
	Ron LEACH	0	0.00%	18	12.59%	18	12.59%
	Tom RECKTENWALD	0	0.00%	4	2.80%	4	2.80%
	Grant T. SHORT	0	0.00%	10	6.99%	10	6.99%
	Sellus WILDER	0	0.00%	21	14.69%	21	14.69%
	Jim GRAY	0	0.00%	81	56.64%	81	56.64%
	Cast Votes:	0	0.00%	143	81.71%	143	81.71%
	Over Votes:	0	0.00%	0	0.00%	0	0.00%
	Under Votes:	0	0.00%	32	18.29%	32	18.29%

Total Number of Voters : 14,663 of 0 = 0.00%

Precincts Reporting 86 of 86 = 100.00%

Party	Candidate	Early		Election		Total	
Precinct A125 (Ballots Cast: 162)							
UNITED STATES SENATOR, Vote For 1							
	Rand PAUL	0	0.00%	40	90.91%	40	90.91%
	Stephen Howard SLAUGHTER	0	0.00%	4	9.09%	4	9.09%
	James R. GOULD	0	0.00%	0	0.00%	0	0.00%
	Cast Votes:	0	0.00%	44	100.00%	44	100.00%
	Over Votes:	0	0.00%	0	0.00%	0	0.00%
	Under Votes:	0	0.00%	0	0.00%	0	0.00%
PRESIDENT of the UNITED STATES, Vote For 1							
	Martin J. O'MALLEY	0	0.00%	2	1.69%	2	1.69%
	Bernard "Bernie" SANDERS	0	0.00%	51	43.22%	51	43.22%
	Hillary CLINTON	0	0.00%	57	48.31%	57	48.31%
	Roque Rocky DE LA FUENTE	0	0.00%	2	1.69%	2	1.69%
	"UNCOMMITTED"	0	0.00%	6	5.08%	6	5.08%
	Cast Votes:	0	0.00%	118	100.00%	118	100.00%
	Over Votes:	0	0.00%	0	0.00%	0	0.00%
	Under Votes:	0	0.00%	0	0.00%	0	0.00%
UNITED STATES SENATOR, Vote For 1							
	Rory HOULIHAN	0	0.00%	2	1.89%	2	1.89%
	Jeff KENDER	0	0.00%	0	0.00%	0	0.00%
	Ron LEACH	0	0.00%	18	16.98%	18	16.98%
	Tom RECKTENWALD	0	0.00%	5	4.72%	5	4.72%
	Grant T. SHORT	0	0.00%	7	6.60%	7	6.60%
	Sellus WILDER	0	0.00%	8	7.55%	8	7.55%
	Jim GRAY	0	0.00%	66	62.26%	66	62.26%
	Cast Votes:	0	0.00%	106	89.83%	106	89.83%
	Over Votes:	0	0.00%	0	0.00%	0	0.00%
	Under Votes:	0	0.00%	12	10.17%	12	10.17%

Precinct Report — Official

PRESIDENTIAL PREFERENCE AND REGULAR PRIMARY — OFFICIAL BALLOT FOR DAVIESS COUNTY — May 17, 2016

05/27/2016 09:21 AM

Total Number of Voters : 14,663 of 0 = 0.00%

Precincts Reporting 86 of 86 = 100.00%

Party	Candidate	Early		Election		Total	
Precinct A126 (Ballots Cast: 163)							
UNITED STATES SENATOR, Vote For 1							
	Rand PAUL	0	0.00%	45	97.83%	45	97.83%
	Stephen Howard SLAUGHTER	0	0.00%	0	0.00%	0	0.00%
	James R. GOULD	0	0.00%	1	2.17%	1	2.17%
	Cast Votes:	0	0.00%	46	97.87%	46	97.87%
	Over Votes:	0	0.00%	0	0.00%	0	0.00%
	Under Votes:	0	0.00%	1	2.13%	1	2.13%
PRESIDENT of the UNITED STATES, Vote For 1							
	Martin J. O'MALLEY	0	0.00%	0	0.00%	0	0.00%
	Bernard "Bernie" SANDERS	0	0.00%	50	43.10%	50	43.10%
	Hillary CLINTON	0	0.00%	61	52.59%	61	52.59%
	Roque Rocky DE LA FUENTE	0	0.00%	2	1.72%	2	1.72%
	"UNCOMMITTED"	0	0.00%	3	2.59%	3	2.59%
	Cast Votes:	0	0.00%	116	100.00%	116	100.00%
	Over Votes:	0	0.00%	0	0.00%	0	0.00%
	Under Votes:	0	0.00%	0	0.00%	0	0.00%
UNITED STATES SENATOR, Vote For 1							
	Rory HOULIHAN	0	0.00%	3	2.91%	3	2.91%
	Jeff KENDER	0	0.00%	6	5.83%	6	5.83%
	Ron LEACH	0	0.00%	16	15.53%	16	15.53%
	Tom RECKTENWALD	0	0.00%	2	1.94%	2	1.94%
	Grant T. SHORT	0	0.00%	4	3.88%	4	3.88%
	Sellus WILDER	0	0.00%	14	13.59%	14	13.59%
	Jim GRAY	0	0.00%	58	56.31%	58	56.31%
	Cast Votes:	0	0.00%	103	88.79%	103	88.79%
	Over Votes:	0	0.00%	0	0.00%	0	0.00%
	Under Votes:	0	0.00%	13	11.21%	13	11.21%

Precinct Report — Official

PRESIDENTIAL PREFERENCE AND REGULAR PRIMARY — OFFICIAL BALLOT FOR DAVIESS COUNTY — May 17, 2016

05/27/2016 09:21 AM

Total Number of Voters : 14,663 of 0 = 0.00%

Precincts Reporting 86 of 86 = 100.00%

Party	Candidate	Early		Election		Total	
Precinct A127 (Ballots Cast: 164)							
UNITED STATES SENATOR, Vote For 1							
	Rand PAUL	0	0.00%	37	86.05%	37	86.05%
	Stephen Howard SLAUGHTER	0	0.00%	1	2.33%	1	2.33%
	James R. GOULD	0	0.00%	5	11.63%	5	11.63%
	Cast Votes:	0	0.00%	43	100.00%	43	100.00%
	Over Votes:	0	0.00%	0	0.00%	0	0.00%
	Under Votes:	0	0.00%	0	0.00%	0	0.00%
PRESIDENT of the UNITED STATES, Vote For 1							
	Martin J. O'MALLEY	0	0.00%	3	2.48%	3	2.48%
	Bernard "Bernie" SANDERS	0	0.00%	45	37.19%	45	37.19%
	Hillary CLINTON	0	0.00%	68	56.20%	68	56.20%
	Roque Rocky DE LA FUENTE	0	0.00%	0	0.00%	0	0.00%
	"UNCOMMITTED"	0	0.00%	5	4.13%	5	4.13%
	Cast Votes:	0	0.00%	121	100.00%	121	100.00%
	Over Votes:	0	0.00%	0	0.00%	0	0.00%
	Under Votes:	0	0.00%	0	0.00%	0	0.00%
UNITED STATES SENATOR, Vote For 1							
	Rory HOULIHAN	0	0.00%	5	4.72%	5	4.72%
	Jeff KENDER	0	0.00%	3	2.83%	3	2.83%
	Ron LEACH	0	0.00%	21	19.81%	21	19.81%
	Tom RECKTENWALD	0	0.00%	4	3.77%	4	3.77%
	Grant T. SHORT	0	0.00%	4	3.77%	4	3.77%
	Sellus WILDER	0	0.00%	11	10.38%	11	10.38%
	Jim GRAY	0	0.00%	58	54.72%	58	54.72%
	Cast Votes:	0	0.00%	106	87.60%	106	87.60%
	Over Votes:	0	0.00%	0	0.00%	0	0.00%
	Under Votes:	0	0.00%	15	12.40%	15	12.40%

Precinct Report — Official

PRESIDENTIAL PREFERENCE AND REGULAR PRIMARY — OFFICIAL BALLOT FOR DAVIESS COUNTY — May 17, 2016

05/27/2016 09:21 AM

Total Number of Voters : 14,663 of 0 = 0.00%

Precincts Reporting 86 of 86 = 100.00%

Party	Candidate	Early		Election		Total	
Precinct A128 (Ballots Cast: 146)							
UNITED STATES SENATOR, Vote For 1							
	Rand PAUL	0	0.00%	20	83.33%	20	83.33%
	Stephen Howard SLAUGHTER	0	0.00%	3	12.50%	3	12.50%
	James R. GOULD	0	0.00%	1	4.17%	1	4.17%
	Cast Votes:	0	0.00%	24	100.00%	24	100.00%
	Over Votes:	0	0.00%	0	0.00%	0	0.00%
	Under Votes:	0	0.00%	0	0.00%	0	0.00%
PRESIDENT of the UNITED STATES, Vote For 1							
	Martin J. O'MALLEY	0	0.00%	0	0.00%	0	0.00%
	Bernard "Bernie" SANDERS	0	0.00%	63	51.64%	63	51.64%
	Hillary CLINTON	0	0.00%	54	44.26%	54	44.26%
	Roque Rocky DE LA FUENTE	0	0.00%	1	0.82%	1	0.82%
	"UNCOMMITTED"	0	0.00%	4	3.28%	4	3.28%
	Cast Votes:	0	0.00%	122	100.00%	122	100.00%
	Over Votes:	0	0.00%	0	0.00%	0	0.00%
	Under Votes:	0	0.00%	0	0.00%	0	0.00%
UNITED STATES SENATOR, Vote For 1							
	Rory HOULIHAN	0	0.00%	3	2.80%	3	2.80%
	Jeff KENDER	0	0.00%	5	4.67%	5	4.67%
	Ron LEACH	0	0.00%	21	19.63%	21	19.63%
	Tom RECKTENWALD	0	0.00%	2	1.87%	2	1.87%
	Grant T. SHORT	0	0.00%	5	4.67%	5	4.67%
	Sellus WILDER	0	0.00%	14	13.08%	14	13.08%
	Jim GRAY	0	0.00%	57	53.27%	57	53.27%
	Cast Votes:	0	0.00%	107	87.70%	107	87.70%
	Over Votes:	0	0.00%	0	0.00%	0	0.00%
	Under Votes:	0	0.00%	15	12.30%	15	12.30%

Total Number of Voters : 14,663 of 0 = 0.00%

Precincts Reporting 86 of 86 = 100.00%

Party	Candidate	Early		Election		Total	
Precinct A129 (Ballots Cast: 133)							
UNITED STATES SENATOR, Vote For 1							
	Rand PAUL	0	0.00%	23	95.83%	23	95.83%
	Stephen Howard SLAUGHTER	0	0.00%	1	4.17%	1	4.17%
	James R. GOULD	0	0.00%	0	0.00%	0	0.00%
	Cast Votes:	0	0.00%	24	100.00%	24	100.00%
	Over Votes:	0	0.00%	0	0.00%	0	0.00%
	Under Votes:	0	0.00%	0	0.00%	0	0.00%
PRESIDENT of the UNITED STATES, Vote For 1							
	Martin J. O'MALLEY	0	0.00%	2	1.83%	2	1.83%
	Bernard "Bernie" SANDERS	0	0.00%	44	40.37%	44	40.37%
	Hillary CLINTON	0	0.00%	60	55.05%	60	55.05%
	Roque Rocky DE LA FUENTE	0	0.00%	0	0.00%	0	0.00%
	"UNCOMMITTED"	0	0.00%	3	2.75%	3	2.75%
	Cast Votes:	0	0.00%	109	100.00%	109	100.00%
	Over Votes:	0	0.00%	0	0.00%	0	0.00%
	Under Votes:	0	0.00%	0	0.00%	0	0.00%
UNITED STATES SENATOR, Vote For 1							
	Rory HOULIHAN	0	0.00%	2	2.11%	2	2.11%
	Jeff KENDER	0	0.00%	1	1.05%	1	1.05%
	Ron LEACH	0	0.00%	15	15.79%	15	15.79%
	Tom RECKTENWALD	0	0.00%	2	2.11%	2	2.11%
	Grant T. SHORT	0	0.00%	5	5.26%	5	5.26%
	Sellus WILDER	0	0.00%	12	12.63%	12	12.63%
	Jim GRAY	0	0.00%	58	61.05%	58	61.05%
	Cast Votes:	0	0.00%	95	87.16%	95	87.16%
	Over Votes:	0	0.00%	0	0.00%	0	0.00%
	Under Votes:	0	0.00%	14	12.84%	14	12.84%

Total Number of Voters : 14,663 of 0 = 0.00%

Precincts Reporting 86 of 86 = 100.00%

Party	Candidate	Early		Election		Total	
Precinct A130 (Ballots Cast: 148)							
UNITED STATES SENATOR, Vote For 1							
	Rand PAUL	0	0.00%	25	78.13%	25	78.13%
	Stephen Howard SLAUGHTER	0	0.00%	4	12.50%	4	12.50%
	James R. GOULD	0	0.00%	3	9.38%	3	9.38%
	Cast Votes:	0	0.00%	32	100.00%	32	100.00%
	Over Votes:	0	0.00%	0	0.00%	0	0.00%
	Under Votes:	0	0.00%	0	0.00%	0	0.00%
PRESIDENT of the UNITED STATES, Vote For 1							
	Martin J. O'MALLEY	0	0.00%	0	0.00%	0	0.00%
	Bernard "Bernie" SANDERS	0	0.00%	61	52.59%	61	52.59%
	Hillary CLINTON	0	0.00%	50	43.10%	50	43.10%
	Roque Rocky DE LA FUENTE	0	0.00%	0	0.00%	0	0.00%
	"UNCOMMITTED"	0	0.00%	5	4.31%	5	4.31%
	Cast Votes:	0	0.00%	116	100.00%	116	100.00%
	Over Votes:	0	0.00%	0	0.00%	0	0.00%
	Under Votes:	0	0.00%	0	0.00%	0	0.00%
UNITED STATES SENATOR, Vote For 1							
	Rory HOULIHAN	0	0.00%	6	5.83%	6	5.83%
	Jeff KENDER	0	0.00%	7	6.80%	7	6.80%
	Ron LEACH	0	0.00%	13	12.62%	13	12.62%
	Tom RECKTENWALD	0	0.00%	6	5.83%	6	5.83%
	Grant T. SHORT	0	0.00%	9	8.74%	9	8.74%
	Sellus WILDER	0	0.00%	13	12.62%	13	12.62%
	Jim GRAY	0	0.00%	49	47.57%	49	47.57%
	Cast Votes:	0	0.00%	103	88.79%	103	88.79%
	Over Votes:	0	0.00%	0	0.00%	0	0.00%
	Under Votes:	0	0.00%	13	11.21%	13	11.21%

Precinct Report — Official

PRESIDENTIAL PREFERENCE AND REGULAR PRIMARY — OFFICIAL BALLOT FOR DAVIESS COUNTY — May 17, 2016

05/27/2016 09:21 AM

Total Number of Voters : 14,663 of 0 = 0.00%

Precincts Reporting 86 of 86 = 100.00%

Party	Candidate	Early		Election		Total	
Precinct A131 (Ballots Cast: 144)							
UNITED STATES SENATOR, Vote For 1							
	Rand PAUL	0	0.00%	25	96.15%	25	96.15%
	Stephen Howard SLAUGHTER	0	0.00%	0	0.00%	0	0.00%
	James R. GOULD	0	0.00%	1	3.85%	1	3.85%
	Cast Votes:	0	0.00%	26	100.00%	26	100.00%
	Over Votes:	0	0.00%	0	0.00%	0	0.00%
	Under Votes:	0	0.00%	0	0.00%	0	0.00%
PRESIDENT of the UNITED STATES, Vote For 1							
	Martin J. O'MALLEY	0	0.00%	1	0.85%	1	0.85%
	Bernard "Bernie" SANDERS	0	0.00%	53	44.92%	53	44.92%
	Hillary CLINTON	0	0.00%	53	44.92%	53	44.92%
	Roque Rocky DE LA FUENTE	0	0.00%	1	0.85%	1	0.85%
	"UNCOMMITTED"	0	0.00%	10	8.47%	10	8.47%
	Cast Votes:	0	0.00%	118	100.00%	118	100.00%
	Over Votes:	0	0.00%	0	0.00%	0	0.00%
	Under Votes:	0	0.00%	0	0.00%	0	0.00%
UNITED STATES SENATOR, Vote For 1							
	Rory HOULIHAN	0	0.00%	2	2.02%	2	2.02%
	Jeff KENDER	0	0.00%	3	3.03%	3	3.03%
	Ron LEACH	0	0.00%	20	20.20%	20	20.20%
	Tom RECKTENWALD	0	0.00%	2	2.02%	2	2.02%
	Grant T. SHORT	0	0.00%	5	5.05%	5	5.05%
	Sellus WILDER	0	0.00%	7	7.07%	7	7.07%
	Jim GRAY	0	0.00%	60	60.61%	60	60.61%
	Cast Votes:	0	0.00%	99	83.90%	99	83.90%
	Over Votes:	0	0.00%	0	0.00%	0	0.00%
	Under Votes:	0	0.00%	19	16.10%	19	16.10%

Precinct Report — Official

PRESIDENTIAL PREFERENCE AND REGULAR PRIMARY — OFFICIAL BALLOT FOR DAVIESS COUNTY — May 17, 2016

05/27/2016 09:21 AM

Total Number of Voters : 14,663 of 0 = 0.00%

Precincts Reporting 86 of 86 = 100.00%

Party	Candidate	Early		Election		Total	
Precinct A132 (Ballots Cast: 177)							
UNITED STATES SENATOR, Vote For 1							
	Rand PAUL	0	0.00%	25	78.13%	25	78.13%
	Stephen Howard SLAUGHTER	0	0.00%	3	9.38%	3	9.38%
	James R. GOULD	0	0.00%	4	12.50%	4	12.50%
	Cast Votes:	0	0.00%	32	100.00%	32	100.00%
	Over Votes:	0	0.00%	0	0.00%	0	0.00%
	Under Votes:	0	0.00%	0	0.00%	0	0.00%
PRESIDENT of the UNITED STATES, Vote For 1							
	Martin J. O'MALLEY	0	0.00%	0	0.00%	0	0.00%
	Bernard "Bernie" SANDERS	0	0.00%	76	52.41%	76	52.41%
	Hillary CLINTON	0	0.00%	61	42.07%	61	42.07%
	Roque Rocky DE LA FUENTE	0	0.00%	0	0.00%	0	0.00%
	"UNCOMMITTED"	0	0.00%	8	5.52%	8	5.52%
	Cast Votes:	0	0.00%	145	100.00%	145	100.00%
	Over Votes:	0	0.00%	0	0.00%	0	0.00%
	Under Votes:	0	0.00%	0	0.00%	0	0.00%
UNITED STATES SENATOR, Vote For 1							
	Rory HOULIHAN	0	0.00%	3	2.27%	3	2.27%
	Jeff KENDER	0	0.00%	9	6.82%	9	6.82%
	Ron LEACH	0	0.00%	31	23.48%	31	23.48%
	Tom RECKTENWALD	0	0.00%	3	2.27%	3	2.27%
	Grant T. SHORT	0	0.00%	6	4.55%	6	4.55%
	Sellus WILDER	0	0.00%	14	10.61%	14	10.61%
	Jim GRAY	0	0.00%	66	50.00%	66	50.00%
	Cast Votes:	0	0.00%	132	91.03%	132	91.03%
	Over Votes:	0	0.00%	0	0.00%	0	0.00%
	Under Votes:	0	0.00%	13	8.97%	13	8.97%

Total Number of Voters : 14,663 of 0 = 0.00%

Precincts Reporting 86 of 86 = 100.00%

Party	Candidate	Early		Election		Total	
Precinct A133 (Ballots Cast: 151)							
UNITED STATES SENATOR, Vote For 1							
	Rand PAUL	0	0.00%	28	90.32%	28	90.32%
	Stephen Howard SLAUGHTER	0	0.00%	0	0.00%	0	0.00%
	James R. GOULD	0	0.00%	3	9.68%	3	9.68%
	Cast Votes:	0	0.00%	31	100.00%	31	100.00%
	Over Votes:	0	0.00%	0	0.00%	0	0.00%
	Under Votes:	0	0.00%	0	0.00%	0	0.00%
PRESIDENT of the UNITED STATES, Vote For 1							
	Martin J. O'MALLEY	0	0.00%	0	0.00%	0	0.00%
	Bernard "Bernie" SANDERS	0	0.00%	52	43.33%	52	43.33%
	Hillary CLINTON	0	0.00%	55	45.83%	55	45.83%
	Roque Rocky DE LA FUENTE	0	0.00%	2	1.67%	2	1.67%
	"UNCOMMITTED"	0	0.00%	11	9.17%	11	9.17%
	Cast Votes:	0	0.00%	120	100.00%	120	100.00%
	Over Votes:	0	0.00%	0	0.00%	0	0.00%
	Under Votes:	0	0.00%	0	0.00%	0	0.00%
UNITED STATES SENATOR, Vote For 1							
	Rory HOULIHAN	0	0.00%	2	1.92%	2	1.92%
	Jeff KENDER	0	0.00%	3	2.88%	3	2.88%
	Ron LEACH	0	0.00%	13	12.50%	13	12.50%
	Tom RECKTENWALD	0	0.00%	1	0.96%	1	0.96%
	Grant T. SHORT	0	0.00%	10	9.62%	10	9.62%
	Sellus WILDER	0	0.00%	13	12.50%	13	12.50%
	Jim GRAY	0	0.00%	62	59.62%	62	59.62%
	Cast Votes:	0	0.00%	104	86.67%	104	86.67%
	Over Votes:	0	0.00%	0	0.00%	0	0.00%
	Under Votes:	0	0.00%	16	13.33%	16	13.33%

Precinct Report — Official

PRESIDENTIAL PREFERENCE AND REGULAR PRIMARY — OFFICIAL BALLOT FOR DAVIESS COUNTY — May 17, 2016

05/27/2016 09:21 AM

Total Number of Voters : 14,663 of 0 = 0.00%

Precincts Reporting 86 of 86 = 100.00%

Party	Candidate	Early		Election		Total	
Precinct A134 (Ballots Cast: 201)							
UNITED STATES SENATOR, Vote For 1							
	Rand PAUL	0	0.00%	48	97.96%	48	97.96%
	Stephen Howard SLAUGHTER	0	0.00%	0	0.00%	0	0.00%
	James R. GOULD	0	0.00%	1	2.04%	1	2.04%
	Cast Votes:	0	0.00%	49	98.00%	49	98.00%
	Over Votes:	0	0.00%	0	0.00%	0	0.00%
	Under Votes:	0	0.00%	1	2.00%	1	2.00%
PRESIDENT of the UNITED STATES, Vote For 1							
	Martin J. O'MALLEY	0	0.00%	4	2.65%	4	2.65%
	Bernard "Bernie" SANDERS	0	0.00%	53	35.10%	53	35.10%
	Hillary CLINTON	0	0.00%	85	56.29%	85	56.29%
	Roque Rocky DE LA FUENTE	0	0.00%	1	0.66%	1	0.66%
	"UNCOMMITTED"	0	0.00%	8	5.30%	8	5.30%
	Cast Votes:	0	0.00%	151	100.00%	151	100.00%
	Over Votes:	0	0.00%	0	0.00%	0	0.00%
	Under Votes:	0	0.00%	0	0.00%	0	0.00%
UNITED STATES SENATOR, Vote For 1							
	Rory HOULIHAN	0	0.00%	5	3.82%	5	3.82%
	Jeff KENDER	0	0.00%	6	4.58%	6	4.58%
	Ron LEACH	0	0.00%	14	10.69%	14	10.69%
	Tom RECKTENWALD	0	0.00%	3	2.29%	3	2.29%
	Grant T. SHORT	0	0.00%	7	5.34%	7	5.34%
	Sellus WILDER	0	0.00%	15	11.45%	15	11.45%
	Jim GRAY	0	0.00%	81	61.83%	81	61.83%
	Cast Votes:	0	0.00%	131	86.75%	131	86.75%
	Over Votes:	0	0.00%	0	0.00%	0	0.00%
	Under Votes:	0	0.00%	20	13.25%	20	13.25%

Precinct Report — Official

PRESIDENTIAL PREFERENCE AND REGULAR PRIMARY — OFFICIAL BALLOT FOR DAVIESS COUNTY — May 17, 2016

05/27/2016 09:21 AM

Total Number of Voters : 14,663 of 0 = 0.00%

Precincts Reporting 86 of 86 = 100.00%

Party	Candidate	Early		Election		Total	
Precinct A135 (Ballots Cast: 101)							
UNITED STATES SENATOR, Vote For 1							
	Rand PAUL	0	0.00%	8	66.67%	8	66.67%
	Stephen Howard SLAUGHTER	0	0.00%	2	16.67%	2	16.67%
	James R. GOULD	0	0.00%	2	16.67%	2	16.67%
	Cast Votes:	0	0.00%	12	100.00%	12	100.00%
	Over Votes:	0	0.00%	0	0.00%	0	0.00%
	Under Votes:	0	0.00%	0	0.00%	0	0.00%
PRESIDENT of the UNITED STATES, Vote For 1							
	Martin J. O'MALLEY	0	0.00%	0	0.00%	0	0.00%
	Bernard "Bernie" SANDERS	0	0.00%	44	49.44%	44	49.44%
	Hillary CLINTON	0	0.00%	41	46.07%	41	46.07%
	Roque Rocky DE LA FUENTE	0	0.00%	2	2.25%	2	2.25%
	"UNCOMMITTED"	0	0.00%	2	2.25%	2	2.25%
	Cast Votes:	0	0.00%	89	100.00%	89	100.00%
	Over Votes:	0	0.00%	0	0.00%	0	0.00%
	Under Votes:	0	0.00%	0	0.00%	0	0.00%
UNITED STATES SENATOR, Vote For 1							
	Rory HOULIHAN	0	0.00%	1	1.22%	1	1.22%
	Jeff KENDER	0	0.00%	3	3.66%	3	3.66%
	Ron LEACH	0	0.00%	24	29.27%	24	29.27%
	Tom RECKTENWALD	0	0.00%	2	2.44%	2	2.44%
	Grant T. SHORT	0	0.00%	1	1.22%	1	1.22%
	Sellus WILDER	0	0.00%	9	10.98%	9	10.98%
	Jim GRAY	0	0.00%	42	51.22%	42	51.22%
	Cast Votes:	0	0.00%	82	92.13%	82	92.13%
	Over Votes:	0	0.00%	0	0.00%	0	0.00%
	Under Votes:	0	0.00%	7	7.87%	7	7.87%

Precinct Report — Official

PRESIDENTIAL PREFERENCE AND REGULAR PRIMARY — OFFICIAL BALLOT FOR DAVIESS COUNTY — May 17, 2016

05/27/2016 09:21 AM

Total Number of Voters : 14,663 of 0 = 0.00%

Precincts Reporting 86 of 86 = 100.00%

Party	Candidate	Early		Election		Total	
Precinct A136 (Ballots Cast: 159)							
UNITED STATES SENATOR, Vote For 1							
	Rand PAUL	0	0.00%	28	87.50%	28	87.50%
	Stephen Howard SLAUGHTER	0	0.00%	2	6.25%	2	6.25%
	James R. GOULD	0	0.00%	2	6.25%	2	6.25%
	Cast Votes:	0	0.00%	32	100.00%	32	100.00%
	Over Votes:	0	0.00%	0	0.00%	0	0.00%
	Under Votes:	0	0.00%	0	0.00%	0	0.00%
PRESIDENT of the UNITED STATES, Vote For 1							
	Martin J. O'MALLEY	0	0.00%	1	0.79%	1	0.79%
	Bernard "Bernie" SANDERS	0	0.00%	59	46.46%	59	46.46%
	Hillary CLINTON	0	0.00%	56	44.09%	56	44.09%
	Roque Rocky DE LA FUENTE	0	0.00%	0	0.00%	0	0.00%
	"UNCOMMITTED"	0	0.00%	11	8.66%	11	8.66%
	Cast Votes:	0	0.00%	127	100.00%	127	100.00%
	Over Votes:	0	0.00%	0	0.00%	0	0.00%
	Under Votes:	0	0.00%	0	0.00%	0	0.00%
UNITED STATES SENATOR, Vote For 1							
	Rory HOULIHAN	0	0.00%	4	3.36%	4	3.36%
	Jeff KENDER	0	0.00%	6	5.04%	6	5.04%
	Ron LEACH	0	0.00%	20	16.81%	20	16.81%
	Tom RECKTENWALD	0	0.00%	4	3.36%	4	3.36%
	Grant T. SHORT	0	0.00%	5	4.20%	5	4.20%
	Sellus WILDER	0	0.00%	11	9.24%	11	9.24%
	Jim GRAY	0	0.00%	69	57.98%	69	57.98%
	Cast Votes:	0	0.00%	119	93.70%	119	93.70%
	Over Votes:	0	0.00%	0	0.00%	0	0.00%
	Under Votes:	0	0.00%	8	6.30%	8	6.30%

Precinct Report — Official

PRESIDENTIAL PREFERENCE AND REGULAR PRIMARY — OFFICIAL BALLOT FOR DAVIESS COUNTY — May 17, 2016

05/27/2016 09:21 AM

Total Number of Voters : 14,663 of 0 = 0.00%

Precincts Reporting 86 of 86 = 100.00%

Party	Candidate	Early		Election		Total	
Precinct A137 (Ballots Cast: 148)							
UNITED STATES SENATOR, Vote For 1							
	Rand PAUL	0	0.00%	25	86.21%	25	86.21%
	Stephen Howard SLAUGHTER	0	0.00%	2	6.90%	2	6.90%
	James R. GOULD	0	0.00%	2	6.90%	2	6.90%
	Cast Votes:	0	0.00%	29	100.00%	29	100.00%
	Over Votes:	0	0.00%	0	0.00%	0	0.00%
	Under Votes:	0	0.00%	0	0.00%	0	0.00%
PRESIDENT of the UNITED STATES, Vote For 1							
	Martin J. O'MALLEY	0	0.00%	5	4.24%	5	4.24%
	Bernard "Bernie" SANDERS	0	0.00%	51	43.22%	51	43.22%
	Hillary CLINTON	0	0.00%	57	48.31%	57	48.31%
	Roque Rocky DE LA FUENTE	0	0.00%	0	0.00%	0	0.00%
	"UNCOMMITTED"	0	0.00%	5	4.24%	5	4.24%
	Cast Votes:	0	0.00%	118	99.16%	118	99.16%
	Over Votes:	0	0.00%	0	0.00%	0	0.00%
	Under Votes:	0	0.00%	1	0.84%	1	0.84%
UNITED STATES SENATOR, Vote For 1							
	Rory HOULIHAN	0	0.00%	4	3.70%	4	3.70%
	Jeff KENDER	0	0.00%	10	9.26%	10	9.26%
	Ron LEACH	0	0.00%	23	21.30%	23	21.30%
	Tom RECKTENWALD	0	0.00%	2	1.85%	2	1.85%
	Grant T. SHORT	0	0.00%	3	2.78%	3	2.78%
	Sellus WILDER	0	0.00%	18	16.67%	18	16.67%
	Jim GRAY	0	0.00%	48	44.44%	48	44.44%
	Cast Votes:	0	0.00%	108	90.76%	108	90.76%
	Over Votes:	0	0.00%	0	0.00%	0	0.00%
	Under Votes:	0	0.00%	11	9.24%	11	9.24%

Precinct Report — Official

PRESIDENTIAL PREFERENCE AND REGULAR PRIMARY — OFFICIAL BALLOT FOR DAVIESS COUNTY — May 17, 2016

05/27/2016 09:21 AM

Total Number of Voters : 14,663 of 0 = 0.00%

Precincts Reporting 86 of 86 = 100.00%

Party	Candidate	Early		Election		Total	
Precinct A138 (Ballots Cast: 187)							
UNITED STATES SENATOR, Vote For 1							
	Rand PAUL	0	0.00%	25	83.33%	25	83.33%
	Stephen Howard SLAUGHTER	0	0.00%	3	10.00%	3	10.00%
	James R. GOULD	0	0.00%	2	6.67%	2	6.67%
	Cast Votes:	0	0.00%	30	100.00%	30	100.00%
	Over Votes:	0	0.00%	0	0.00%	0	0.00%
	Under Votes:	0	0.00%	0	0.00%	0	0.00%
PRESIDENT of the UNITED STATES, Vote For 1							
	Martin J. O'MALLEY	0	0.00%	2	1.28%	2	1.28%
	Bernard "Bernie" SANDERS	0	0.00%	76	48.72%	76	48.72%
	Hillary CLINTON	0	0.00%	68	43.59%	68	43.59%
	Roque Rocky DE LA FUENTE	0	0.00%	0	0.00%	0	0.00%
	"UNCOMMITTED"	0	0.00%	10	6.41%	10	6.41%
	Cast Votes:	0	0.00%	156	99.36%	156	99.36%
	Over Votes:	0	0.00%	0	0.00%	0	0.00%
	Under Votes:	0	0.00%	1	0.64%	1	0.64%
UNITED STATES SENATOR, Vote For 1							
	Rory HOULIHAN	0	0.00%	5	3.47%	5	3.47%
	Jeff KENDER	0	0.00%	14	9.72%	14	9.72%
	Ron LEACH	0	0.00%	28	19.44%	28	19.44%
	Tom RECKTENWALD	0	0.00%	5	3.47%	5	3.47%
	Grant T. SHORT	0	0.00%	8	5.56%	8	5.56%
	Sellus WILDER	0	0.00%	19	13.19%	19	13.19%
	Jim GRAY	0	0.00%	65	45.14%	65	45.14%
	Cast Votes:	0	0.00%	144	91.72%	144	91.72%
	Over Votes:	0	0.00%	0	0.00%	0	0.00%
	Under Votes:	0	0.00%	13	8.28%	13	8.28%

Precinct Report — Official

PRESIDENTIAL PREFERENCE AND REGULAR PRIMARY — OFFICIAL BALLOT FOR DAVIESS COUNTY — May 17, 2016

05/27/2016 09:21 AM

Total Number of Voters : 14,663 of 0 = 0.00%

Precincts Reporting 86 of 86 = 100.00%

Party	Candidate	Early		Election		Total	
Precinct A139 (Ballots Cast: 240)							
UNITED STATES SENATOR, Vote For 1							
	Rand PAUL	0	0.00%	57	86.36%	57	86.36%
	Stephen Howard SLAUGHTER	0	0.00%	4	6.06%	4	6.06%
	James R. GOULD	0	0.00%	5	7.58%	5	7.58%
	Cast Votes:	0	0.00%	66	100.00%	66	100.00%
	Over Votes:	0	0.00%	0	0.00%	0	0.00%
	Under Votes:	0	0.00%	0	0.00%	0	0.00%
PRESIDENT of the UNITED STATES, Vote For 1							
	Martin J. O'MALLEY	0	0.00%	2	1.16%	2	1.16%
	Bernard "Bernie" SANDERS	0	0.00%	74	42.77%	74	42.77%
	Hillary CLINTON	0	0.00%	85	49.13%	85	49.13%
	Roque Rocky DE LA FUENTE	0	0.00%	0	0.00%	0	0.00%
	"UNCOMMITTED"	0	0.00%	12	6.94%	12	6.94%
	Cast Votes:	0	0.00%	173	99.43%	173	99.43%
	Over Votes:	0	0.00%	0	0.00%	0	0.00%
	Under Votes:	0	0.00%	1	0.57%	1	0.57%
UNITED STATES SENATOR, Vote For 1							
	Rory HOULIHAN	0	0.00%	3	2.04%	3	2.04%
	Jeff KENDER	0	0.00%	5	3.40%	5	3.40%
	Ron LEACH	0	0.00%	20	13.61%	20	13.61%
	Tom RECKTENWALD	0	0.00%	6	4.08%	6	4.08%
	Grant T. SHORT	0	0.00%	7	4.76%	7	4.76%
	Sellus WILDER	0	0.00%	20	13.61%	20	13.61%
	Jim GRAY	0	0.00%	86	58.50%	86	58.50%
	Cast Votes:	0	0.00%	147	84.48%	147	84.48%
	Over Votes:	0	0.00%	0	0.00%	0	0.00%
	Under Votes:	0	0.00%	27	15.52%	27	15.52%

Precinct Report — Official

PRESIDENTIAL PREFERENCE AND REGULAR PRIMARY — OFFICIAL BALLOT FOR DAVIESS COUNTY — May 17, 2016

05/27/2016 09:21 AM

Total Number of Voters : 14,663 of 0 = 0.00%

Precincts Reporting 86 of 86 = 100.00%

Party	Candidate	Early		Election		Total	
Precinct A140 (Ballots Cast: 127)							
UNITED STATES SENATOR, Vote For 1							
	Rand PAUL	0	0.00%	22	84.62%	22	84.62%
	Stephen Howard SLAUGHTER	0	0.00%	3	11.54%	3	11.54%
	James R. GOULD	0	0.00%	1	3.85%	1	3.85%
	Cast Votes:	0	0.00%	26	100.00%	26	100.00%
	Over Votes:	0	0.00%	0	0.00%	0	0.00%
	Under Votes:	0	0.00%	0	0.00%	0	0.00%
PRESIDENT of the UNITED STATES, Vote For 1							
	Martin J. O'MALLEY	0	0.00%	0	0.00%	0	0.00%
	Bernard "Bernie" SANDERS	0	0.00%	40	39.60%	40	39.60%
	Hillary CLINTON	0	0.00%	50	49.50%	50	49.50%
	Roque Rocky DE LA FUENTE	0	0.00%	1	0.99%	1	0.99%
	"UNCOMMITTED"	0	0.00%	10	9.90%	10	9.90%
	Cast Votes:	0	0.00%	101	100.00%	101	100.00%
	Over Votes:	0	0.00%	0	0.00%	0	0.00%
	Under Votes:	0	0.00%	0	0.00%	0	0.00%
UNITED STATES SENATOR, Vote For 1							
	Rory HOULIHAN	0	0.00%	2	2.25%	2	2.25%
	Jeff KENDER	0	0.00%	3	3.37%	3	3.37%
	Ron LEACH	0	0.00%	16	17.98%	16	17.98%
	Tom RECKTENWALD	0	0.00%	2	2.25%	2	2.25%
	Grant T. SHORT	0	0.00%	4	4.49%	4	4.49%
	Sellus WILDER	0	0.00%	9	10.11%	9	10.11%
	Jim GRAY	0	0.00%	53	59.55%	53	59.55%
	Cast Votes:	0	0.00%	89	88.12%	89	88.12%
	Over Votes:	0	0.00%	0	0.00%	0	0.00%
	Under Votes:	0	0.00%	12	11.88%	12	11.88%

Precinct Report — Official

PRESIDENTIAL PREFERENCE AND REGULAR PRIMARY — OFFICIAL BALLOT FOR DAVIESS COUNTY — May 17, 2016

05/27/2016 09:21 AM

Total Number of Voters : 14,663 of 0 = 0.00%

Precincts Reporting 86 of 86 = 100.00%

Party	Candidate	Early		Election		Total	
Precinct A141 (Ballots Cast: 157)							
UNITED STATES SENATOR, Vote For 1							
	Rand PAUL	0	0.00%	39	88.64%	39	88.64%
	Stephen Howard SLAUGHTER	0	0.00%	3	6.82%	3	6.82%
	James R. GOULD	0	0.00%	2	4.55%	2	4.55%
	Cast Votes:	0	0.00%	44	100.00%	44	100.00%
	Over Votes:	0	0.00%	0	0.00%	0	0.00%
	Under Votes:	0	0.00%	0	0.00%	0	0.00%
PRESIDENT of the UNITED STATES, Vote For 1							
	Martin J. O'MALLEY	0	0.00%	3	2.65%	3	2.65%
	Bernard "Bernie" SANDERS	0	0.00%	52	46.02%	52	46.02%
	Hillary CLINTON	0	0.00%	53	46.90%	53	46.90%
	Roque Rocky DE LA FUENTE	0	0.00%	1	0.88%	1	0.88%
	"UNCOMMITTED"	0	0.00%	4	3.54%	4	3.54%
	Cast Votes:	0	0.00%	113	100.00%	113	100.00%
	Over Votes:	0	0.00%	0	0.00%	0	0.00%
	Under Votes:	0	0.00%	0	0.00%	0	0.00%
UNITED STATES SENATOR, Vote For 1							
	Rory HOULIHAN	0	0.00%	3	3.06%	3	3.06%
	Jeff KENDER	0	0.00%	4	4.08%	4	4.08%
	Ron LEACH	0	0.00%	14	14.29%	14	14.29%
	Tom RECKTENWALD	0	0.00%	6	6.12%	6	6.12%
	Grant T. SHORT	0	0.00%	5	5.10%	5	5.10%
	Sellus WILDER	0	0.00%	7	7.14%	7	7.14%
	Jim GRAY	0	0.00%	59	60.20%	59	60.20%
	Cast Votes:	0	0.00%	98	86.73%	98	86.73%
	Over Votes:	0	0.00%	0	0.00%	0	0.00%
	Under Votes:	0	0.00%	15	13.27%	15	13.27%

Precinct Report — Official

PRESIDENTIAL PREFERENCE AND REGULAR PRIMARY — OFFICIAL BALLOT FOR DAVIESS COUNTY — May 17, 2016

05/27/2016 09:21 AM

Total Number of Voters : 14,663 of 0 = 0.00%

Precincts Reporting 86 of 86 = 100.00%

Party	Candidate	Early		Election		Total	
Precinct A142 (Ballots Cast: 181)							
UNITED STATES SENATOR, Vote For 1							
	Rand PAUL	0	0.00%	9	81.82%	9	81.82%
	Stephen Howard SLAUGHTER	0	0.00%	0	0.00%	0	0.00%
	James R. GOULD	0	0.00%	2	18.18%	2	18.18%
	Cast Votes:	0	0.00%	11	100.00%	11	100.00%
	Over Votes:	0	0.00%	0	0.00%	0	0.00%
	Under Votes:	0	0.00%	0	0.00%	0	0.00%
PRESIDENT of the UNITED STATES, Vote For 1							
	Martin J. O'MALLEY	0	0.00%	1	0.59%	1	0.59%
	Bernard "Bernie" SANDERS	0	0.00%	78	46.15%	78	46.15%
	Hillary CLINTON	0	0.00%	88	52.07%	88	52.07%
	Roque Rocky DE LA FUENTE	0	0.00%	0	0.00%	0	0.00%
	"UNCOMMITTED"	0	0.00%	2	1.18%	2	1.18%
	Cast Votes:	0	0.00%	169	99.41%	169	99.41%
	Over Votes:	0	0.00%	1	0.59%	1	0.59%
	Under Votes:	0	0.00%	0	0.00%	0	0.00%
UNITED STATES SENATOR, Vote For 1							
	Rory HOULIHAN	0	0.00%	4	2.72%	4	2.72%
	Jeff KENDER	0	0.00%	8	5.44%	8	5.44%
	Ron LEACH	0	0.00%	29	19.73%	29	19.73%
	Tom RECKTENWALD	0	0.00%	6	4.08%	6	4.08%
	Grant T. SHORT	0	0.00%	14	9.52%	14	9.52%
	Sellus WILDER	0	0.00%	10	6.80%	10	6.80%
	Jim GRAY	0	0.00%	76	51.70%	76	51.70%
	Cast Votes:	0	0.00%	147	86.47%	147	86.47%
	Over Votes:	0	0.00%	0	0.00%	0	0.00%
	Under Votes:	0	0.00%	23	13.53%	23	13.53%

Total Number of Voters : 14,663 of 0 = 0.00%

Precincts Reporting 86 of 86 = 100.00%

Party	Candidate	Early		Election		Total	
Precinct A143 (Ballots Cast: 115)							
UNITED STATES SENATOR, Vote For 1							
	Rand PAUL	0	0.00%	17	94.44%	17	94.44%
	Stephen Howard SLAUGHTER	0	0.00%	0	0.00%	0	0.00%
	James R. GOULD	0	0.00%	1	5.56%	1	5.56%
	Cast Votes:	0	0.00%	18	94.74%	18	94.74%
	Over Votes:	0	0.00%	0	0.00%	0	0.00%
	Under Votes:	0	0.00%	1	5.26%	1	5.26%
PRESIDENT of the UNITED STATES, Vote For 1							
	Martin J. O'MALLEY	0	0.00%	1	1.04%	1	1.04%
	Bernard "Bernie" SANDERS	0	0.00%	55	57.29%	55	57.29%
	Hillary CLINTON	0	0.00%	36	37.50%	36	37.50%
	Roque Rocky DE LA FUENTE	0	0.00%	0	0.00%	0	0.00%
	"UNCOMMITTED"	0	0.00%	4	4.17%	4	4.17%
	Cast Votes:	0	0.00%	96	100.00%	96	100.00%
	Over Votes:	0	0.00%	0	0.00%	0	0.00%
	Under Votes:	0	0.00%	0	0.00%	0	0.00%
UNITED STATES SENATOR, Vote For 1							
	Rory HOULIHAN	0	0.00%	9	10.23%	9	10.23%
	Jeff KENDER	0	0.00%	6	6.82%	6	6.82%
	Ron LEACH	0	0.00%	22	25.00%	22	25.00%
	Tom RECKTENWALD	0	0.00%	5	5.68%	5	5.68%
	Grant T. SHORT	0	0.00%	9	10.23%	9	10.23%
	Sellus WILDER	0	0.00%	9	10.23%	9	10.23%
	Jim GRAY	0	0.00%	28	31.82%	28	31.82%
	Cast Votes:	0	0.00%	88	91.67%	88	91.67%
	Over Votes:	0	0.00%	0	0.00%	0	0.00%
	Under Votes:	0	0.00%	8	8.33%	8	8.33%

Party	Candidate	Early		Election		Total	
Precinct A144 (Ballots Cast: 144)							
UNITED STATES SENATOR, Vote For 1							
	Rand PAUL	0	0.00%	41	89.13%	41	89.13%
	Stephen Howard SLAUGHTER	0	0.00%	3	6.52%	3	6.52%
	James R. GOULD	0	0.00%	2	4.35%	2	4.35%
	Cast Votes:	0	0.00%	46	100.00%	46	100.00%
	Over Votes:	0	0.00%	0	0.00%	0	0.00%
	Under Votes:	0	0.00%	0	0.00%	0	0.00%
PRESIDENT of the UNITED STATES, Vote For 1							
	Martin J. O'MALLEY	0	0.00%	2	2.06%	2	2.06%
	Bernard "Bernie" SANDERS	0	0.00%	50	51.55%	50	51.55%
	Hillary CLINTON	0	0.00%	44	45.36%	44	45.36%
	Roque Rocky DE LA FUENTE	0	0.00%	0	0.00%	0	0.00%
	"UNCOMMITTED"	0	0.00%	1	1.03%	1	1.03%
	Cast Votes:	0	0.00%	97	98.98%	97	98.98%
	Over Votes:	0	0.00%	0	0.00%	0	0.00%
	Under Votes:	0	0.00%	1	1.02%	1	1.02%
UNITED STATES SENATOR, Vote For 1							
	Rory HOULIHAN	0	0.00%	7	8.64%	7	8.64%
	Jeff KENDER	0	0.00%	5	6.17%	5	6.17%
	Ron LEACH	0	0.00%	11	13.58%	11	13.58%
	Tom RECKTENWALD	0	0.00%	3	3.70%	3	3.70%
	Grant T. SHORT	0	0.00%	4	4.94%	4	4.94%
	Sellus WILDER	0	0.00%	13	16.05%	13	16.05%
	Jim GRAY	0	0.00%	38	46.91%	38	46.91%
	Cast Votes:	0	0.00%	81	82.65%	81	82.65%
	Over Votes:	0	0.00%	0	0.00%	0	0.00%
	Under Votes:	0	0.00%	17	17.35%	17	17.35%

Party	Candidate	Early		Election		Total	
Precinct A145 (Ballots Cast: 103)							
UNITED STATES SENATOR, Vote For 1							
	Rand PAUL	0	0.00%	12	85.71%	12	85.71%
	Stephen Howard SLAUGHTER	0	0.00%	0	0.00%	0	0.00%
	James R. GOULD	0	0.00%	2	14.29%	2	14.29%
	Cast Votes:	0	0.00%	14	100.00%	14	100.00%
	Over Votes:	0	0.00%	0	0.00%	0	0.00%
	Under Votes:	0	0.00%	0	0.00%	0	0.00%
PRESIDENT of the UNITED STATES, Vote For 1							
	Martin J. O'MALLEY	0	0.00%	2	2.33%	2	2.33%
	Bernard "Bernie" SANDERS	0	0.00%	33	38.37%	33	38.37%
	Hillary CLINTON	0	0.00%	48	55.81%	48	55.81%
	Roque Rocky DE LA FUENTE	0	0.00%	0	0.00%	0	0.00%
	"UNCOMMITTED"	0	0.00%	3	3.49%	3	3.49%
	Cast Votes:	0	0.00%	86	96.63%	86	96.63%
	Over Votes:	0	0.00%	0	0.00%	0	0.00%
	Under Votes:	0	0.00%	3	3.37%	3	3.37%
UNITED STATES SENATOR, Vote For 1							
	Rory HOULIHAN	0	0.00%	5	6.76%	5	6.76%
	Jeff KENDER	0	0.00%	5	6.76%	5	6.76%
	Ron LEACH	0	0.00%	13	17.57%	13	17.57%
	Tom RECKTENWALD	0	0.00%	0	0.00%	0	0.00%
	Grant T. SHORT	0	0.00%	5	6.76%	5	6.76%
	Sellus WILDER	0	0.00%	6	8.11%	6	8.11%
	Jim GRAY	0	0.00%	40	54.05%	40	54.05%
	Cast Votes:	0	0.00%	74	83.15%	74	83.15%
	Over Votes:	0	0.00%	0	0.00%	0	0.00%
	Under Votes:	0	0.00%	15	16.85%	15	16.85%

Precinct Report — Official

PRESIDENTIAL PREFERENCE AND REGULAR PRIMARY — OFFICIAL BALLOT FOR DAVIESS COUNTY — May 17, 2016

05/27/2016 09:21 AM

Total Number of Voters : 14,663 of 0 = 0.00%

Precincts Reporting 86 of 86 = 100.00%

Party	Candidate	Early		Election		Total	
Precinct A146 (Ballots Cast: 266)							
UNITED STATES SENATOR, Vote For 1							
	Rand PAUL	0	0.00%	63	91.30%	63	91.30%
	Stephen Howard SLAUGHTER	0	0.00%	0	0.00%	0	0.00%
	James R. GOULD	0	0.00%	6	8.70%	6	8.70%
	Cast Votes:	0	0.00%	69	100.00%	69	100.00%
	Over Votes:	0	0.00%	0	0.00%	0	0.00%
	Under Votes:	0	0.00%	0	0.00%	0	0.00%
PRESIDENT of the UNITED STATES, Vote For 1							
	Martin J. O'MALLEY	0	0.00%	2	1.03%	2	1.03%
	Bernard "Bernie" SANDERS	0	0.00%	95	48.97%	95	48.97%
	Hillary CLINTON	0	0.00%	88	45.36%	88	45.36%
	Roque Rocky DE LA FUENTE	0	0.00%	0	0.00%	0	0.00%
	"UNCOMMITTED"	0	0.00%	9	4.64%	9	4.64%
	Cast Votes:	0	0.00%	194	98.48%	194	98.48%
	Over Votes:	0	0.00%	0	0.00%	0	0.00%
	Under Votes:	0	0.00%	3	1.52%	3	1.52%
UNITED STATES SENATOR, Vote For 1							
	Rory HOULIHAN	0	0.00%	4	2.55%	4	2.55%
	Jeff KENDER	0	0.00%	6	3.82%	6	3.82%
	Ron LEACH	0	0.00%	29	18.47%	29	18.47%
	Tom RECKTENWALD	0	0.00%	3	1.91%	3	1.91%
	Grant T. SHORT	0	0.00%	8	5.10%	8	5.10%
	Sellus WILDER	0	0.00%	17	10.83%	17	10.83%
	Jim GRAY	0	0.00%	90	57.32%	90	57.32%
	Cast Votes:	0	0.00%	157	79.70%	157	79.70%
	Over Votes:	0	0.00%	0	0.00%	0	0.00%
	Under Votes:	0	0.00%	40	20.30%	40	20.30%

Total Number of Voters : 14,663 of 0 = 0.00%

Precincts Reporting 86 of 86 = 100.00%

Party	Candidate	Early		Election		Total	
Precinct A147 (Ballots Cast: 176)							
UNITED STATES SENATOR, Vote For 1							
	Rand PAUL	0	0.00%	29	74.36%	29	74.36%
	Stephen Howard SLAUGHTER	0	0.00%	7	17.95%	7	17.95%
	James R. GOULD	0	0.00%	3	7.69%	3	7.69%
	Cast Votes:	0	0.00%	39	100.00%	39	100.00%
	Over Votes:	0	0.00%	0	0.00%	0	0.00%
	Under Votes:	0	0.00%	0	0.00%	0	0.00%
PRESIDENT of the UNITED STATES, Vote For 1							
	Martin J. O'MALLEY	0	0.00%	4	2.92%	4	2.92%
	Bernard "Bernie" SANDERS	0	0.00%	63	45.99%	63	45.99%
	Hillary CLINTON	0	0.00%	61	44.53%	61	44.53%
	Roque Rocky DE LA FUENTE	0	0.00%	0	0.00%	0	0.00%
	"UNCOMMITTED"	0	0.00%	9	6.57%	9	6.57%
	Cast Votes:	0	0.00%	137	100.00%	137	100.00%
	Over Votes:	0	0.00%	0	0.00%	0	0.00%
	Under Votes:	0	0.00%	0	0.00%	0	0.00%
UNITED STATES SENATOR, Vote For 1							
	Rory HOULIHAN	0	0.00%	3	2.34%	3	2.34%
	Jeff KENDER	0	0.00%	6	4.69%	6	4.69%
	Ron LEACH	0	0.00%	27	21.09%	27	21.09%
	Tom RECKTENWALD	0	0.00%	4	3.13%	4	3.13%
	Grant T. SHORT	0	0.00%	9	7.03%	9	7.03%
	Sellus WILDER	0	0.00%	10	7.81%	10	7.81%
	Jim GRAY	0	0.00%	69	53.91%	69	53.91%
	Cast Votes:	0	0.00%	128	93.43%	128	93.43%
	Over Votes:	0	0.00%	0	0.00%	0	0.00%
	Under Votes:	0	0.00%	9	6.57%	9	6.57%

Precinct Report — Official

PRESIDENTIAL PREFERENCE AND REGULAR PRIMARY — OFFICIAL BALLOT FOR DAVIESS COUNTY — May 17, 2016

05/27/2016 09:21 AM

Total Number of Voters : 14,663 of 0 = 0.00%

Precincts Reporting 86 of 86 = 100.00%

Party	Candidate	Early		Election		Total	
Precinct A148 (Ballots Cast: 172)							
UNITED STATES SENATOR, Vote For 1							
	Rand PAUL	0	0.00%	54	87.10%	54	87.10%
	Stephen Howard SLAUGHTER	0	0.00%	3	4.84%	3	4.84%
	James R. GOULD	0	0.00%	5	8.06%	5	8.06%
	Cast Votes:	0	0.00%	62	100.00%	62	100.00%
	Over Votes:	0	0.00%	0	0.00%	0	0.00%
	Under Votes:	0	0.00%	0	0.00%	0	0.00%
PRESIDENT of the UNITED STATES, Vote For 1							
	Martin J. O'MALLEY	0	0.00%	3	2.75%	3	2.75%
	Bernard "Bernie" SANDERS	0	0.00%	41	37.61%	41	37.61%
	Hillary CLINTON	0	0.00%	61	55.96%	61	55.96%
	Roque Rocky DE LA FUENTE	0	0.00%	0	0.00%	0	0.00%
	"UNCOMMITTED"	0	0.00%	4	3.67%	4	3.67%
	Cast Votes:	0	0.00%	109	99.09%	109	99.09%
	Over Votes:	0	0.00%	0	0.00%	0	0.00%
	Under Votes:	0	0.00%	1	0.91%	1	0.91%
UNITED STATES SENATOR, Vote For 1							
	Rory HOULIHAN	0	0.00%	0	0.00%	0	0.00%
	Jeff KENDER	0	0.00%	9	10.34%	9	10.34%
	Ron LEACH	0	0.00%	17	19.54%	17	19.54%
	Tom RECKTENWALD	0	0.00%	1	1.15%	1	1.15%
	Grant T. SHORT	0	0.00%	2	2.30%	2	2.30%
	Sellus WILDER	0	0.00%	11	12.64%	11	12.64%
	Jim GRAY	0	0.00%	47	54.02%	47	54.02%
	Cast Votes:	0	0.00%	87	79.09%	87	79.09%
	Over Votes:	0	0.00%	0	0.00%	0	0.00%
	Under Votes:	0	0.00%	23	20.91%	23	20.91%

Total Number of Voters : 14,663 of 0 = 0.00%

Precincts Reporting 86 of 86 = 100.00%

Party	Candidate	Early		Election		Total	
Precinct B101 (Ballots Cast: 195)							
UNITED STATES SENATOR, Vote For 1							
	Rand PAUL	0	0.00%	31	81.58%	31	81.58%
	Stephen Howard SLAUGHTER	0	0.00%	0	0.00%	0	0.00%
	James R. GOULD	0	0.00%	7	18.42%	7	18.42%
	Cast Votes:	0	0.00%	38	100.00%	38	100.00%
	Over Votes:	0	0.00%	0	0.00%	0	0.00%
	Under Votes:	0	0.00%	0	0.00%	0	0.00%
PRESIDENT of the UNITED STATES, Vote For 1							
	Martin J. O'MALLEY	0	0.00%	2	1.27%	2	1.27%
	Bernard "Bernie" SANDERS	0	0.00%	69	43.95%	69	43.95%
	Hillary CLINTON	0	0.00%	76	48.41%	76	48.41%
	Roque Rocky DE LA FUENTE	0	0.00%	2	1.27%	2	1.27%
	"UNCOMMITTED"	0	0.00%	8	5.10%	8	5.10%
	Cast Votes:	0	0.00%	157	100.00%	157	100.00%
	Over Votes:	0	0.00%	0	0.00%	0	0.00%
	Under Votes:	0	0.00%	0	0.00%	0	0.00%
UNITED STATES SENATOR, Vote For 1							
	Rory HOULIHAN	0	0.00%	10	6.90%	10	6.90%
	Jeff KENDER	0	0.00%	5	3.45%	5	3.45%
	Ron LEACH	0	0.00%	29	20.00%	29	20.00%
	Tom RECKTENWALD	0	0.00%	0	0.00%	0	0.00%
	Grant T. SHORT	0	0.00%	9	6.21%	9	6.21%
	Sellus WILDER	0	0.00%	13	8.97%	13	8.97%
	Jim GRAY	0	0.00%	79	54.48%	79	54.48%
	Cast Votes:	0	0.00%	145	92.36%	145	92.36%
	Over Votes:	0	0.00%	0	0.00%	0	0.00%
	Under Votes:	0	0.00%	12	7.64%	12	7.64%

Precinct Report — Official

PRESIDENTIAL PREFERENCE AND REGULAR PRIMARY — OFFICIAL BALLOT FOR DAVIESS COUNTY — May 17, 2016

05/27/2016 09:21 AM

Total Number of Voters : 14,663 of 0 = 0.00%

Precincts Reporting 86 of 86 = 100.00%

Party	Candidate	Early		Election		Total	
Precinct B102 (Ballots Cast: 332)							
UNITED STATES SENATOR, Vote For 1							
	Rand PAUL	0	0.00%	86	93.48%	86	93.48%
	Stephen Howard SLAUGHTER	0	0.00%	2	2.17%	2	2.17%
	James R. GOULD	0	0.00%	4	4.35%	4	4.35%
	Cast Votes:	0	0.00%	92	97.87%	92	97.87%
	Over Votes:	0	0.00%	0	0.00%	0	0.00%
	Under Votes:	0	0.00%	2	2.13%	2	2.13%
STATE REPRESENTATIVE 11th Representative District, Vote For 1							
	James BUCKMASTER	0	0.00%	41	45.05%	41	45.05%
	Robert M. "Robby" MILLS	0	0.00%	50	54.95%	50	54.95%
	Cast Votes:	0	0.00%	91	96.81%	91	96.81%
	Over Votes:	0	0.00%	0	0.00%	0	0.00%
	Under Votes:	0	0.00%	3	3.19%	3	3.19%
PRESIDENT of the UNITED STATES, Vote For 1							
	Martin J. O'MALLEY	0	0.00%	3	1.26%	3	1.26%
	Bernard "Bernie" SANDERS	0	0.00%	109	45.80%	109	45.80%
	Hillary CLINTON	0	0.00%	108	45.38%	108	45.38%
	Roque Rocky DE LA FUENTE	0	0.00%	1	0.42%	1	0.42%
	"UNCOMMITTED"	0	0.00%	17	7.14%	17	7.14%
	Cast Votes:	0	0.00%	238	100.00%	238	100.00%
	Over Votes:	0	0.00%	0	0.00%	0	0.00%
	Under Votes:	0	0.00%	0	0.00%	0	0.00%
UNITED STATES SENATOR, Vote For 1							
	Rory HOULIHAN	0	0.00%	6	2.68%	6	2.68%
	Jeff KENDER	0	0.00%	16	7.14%	16	7.14%
	Ron LEACH	0	0.00%	43	19.20%	43	19.20%
	Tom RECKTENWALD	0	0.00%	8	3.57%	8	3.57%
	Grant T. SHORT	0	0.00%	17	7.59%	17	7.59%
	Sellus WILDER	0	0.00%	17	7.59%	17	7.59%
	Jim GRAY	0	0.00%	117	52.23%	117	52.23%
	Cast Votes:	0	0.00%	224	94.12%	224	94.12%
	Over Votes:	0	0.00%	0	0.00%	0	0.00%
	Under Votes:	0	0.00%	14	5.88%	14	5.88%

Precinct Report — Official

PRESIDENTIAL PREFERENCE AND REGULAR PRIMARY — OFFICIAL BALLOT FOR DAVIESS COUNTY — May 17, 2016

05/27/2016 09:21 AM

Total Number of Voters : 14,663 of 0 = 0.00%

Precincts Reporting 86 of 86 = 100.00%

Party	Candidate	Early		Election		Total	
Precinct B103 (Ballots Cast: 145)							
UNITED STATES SENATOR, Vote For 1							
	Rand PAUL	0	0.00%	30	83.33%	30	83.33%
	Stephen Howard SLAUGHTER	0	0.00%	3	8.33%	3	8.33%
	James R. GOULD	0	0.00%	3	8.33%	3	8.33%
	Cast Votes:	0	0.00%	36	100.00%	36	100.00%
	Over Votes:	0	0.00%	0	0.00%	0	0.00%
	Under Votes:	0	0.00%	0	0.00%	0	0.00%
PRESIDENT of the UNITED STATES, Vote For 1							
	Martin J. O'MALLEY	0	0.00%	2	1.85%	2	1.85%
	Bernard "Bernie" SANDERS	0	0.00%	59	54.63%	59	54.63%
	Hillary CLINTON	0	0.00%	42	38.89%	42	38.89%
	Roque Rocky DE LA FUENTE	0	0.00%	0	0.00%	0	0.00%
	"UNCOMMITTED"	0	0.00%	5	4.63%	5	4.63%
	Cast Votes:	0	0.00%	108	99.08%	108	99.08%
	Over Votes:	0	0.00%	0	0.00%	0	0.00%
	Under Votes:	0	0.00%	1	0.92%	1	0.92%
UNITED STATES SENATOR, Vote For 1							
	Rory HOULIHAN	0	0.00%	0	0.00%	0	0.00%
	Jeff KENDER	0	0.00%	5	5.10%	5	5.10%
	Ron LEACH	0	0.00%	22	22.45%	22	22.45%
	Tom RECKTENWALD	0	0.00%	5	5.10%	5	5.10%
	Grant T. SHORT	0	0.00%	5	5.10%	5	5.10%
	Sellus WILDER	0	0.00%	7	7.14%	7	7.14%
	Jim GRAY	0	0.00%	54	55.10%	54	55.10%
	Cast Votes:	0	0.00%	98	89.91%	98	89.91%
	Over Votes:	0	0.00%	0	0.00%	0	0.00%
	Under Votes:	0	0.00%	11	10.09%	11	10.09%

Precinct Report — Official

PRESIDENTIAL PREFERENCE AND REGULAR PRIMARY — OFFICIAL BALLOT FOR DAVIESS COUNTY — May 17, 2016

05/27/2016 09:21 AM

Total Number of Voters : 14,663 of 0 = 0.00%

Precincts Reporting 86 of 86 = 100.00%

Party	Candidate	Early		Election		Total	
Precinct B104 (Ballots Cast: 199)							
UNITED STATES SENATOR, Vote For 1							
	Rand PAUL	0	0.00%	32	82.05%	32	82.05%
	Stephen Howard SLAUGHTER	0	0.00%	2	5.13%	2	5.13%
	James R. GOULD	0	0.00%	5	12.82%	5	12.82%
	Cast Votes:	0	0.00%	39	100.00%	39	100.00%
	Over Votes:	0	0.00%	0	0.00%	0	0.00%
	Under Votes:	0	0.00%	0	0.00%	0	0.00%
STATE REPRESENTATIVE 11th Representative District, Vote For 1							
	James BUCKMASTER	0	0.00%	22	56.41%	22	56.41%
	Robert M. "Robby" MILLS	0	0.00%	17	43.59%	17	43.59%
	Cast Votes:	0	0.00%	39	100.00%	39	100.00%
	Over Votes:	0	0.00%	0	0.00%	0	0.00%
	Under Votes:	0	0.00%	0	0.00%	0	0.00%
PRESIDENT of the UNITED STATES, Vote For 1							
	Martin J. O'MALLEY	0	0.00%	4	2.50%	4	2.50%
	Bernard "Bernie" SANDERS	0	0.00%	76	47.50%	76	47.50%
	Hillary CLINTON	0	0.00%	66	41.25%	66	41.25%
	Roque Rocky DE LA FUENTE	0	0.00%	0	0.00%	0	0.00%
	"UNCOMMITTED"	0	0.00%	14	8.75%	14	8.75%
	Cast Votes:	0	0.00%	160	100.00%	160	100.00%
	Over Votes:	0	0.00%	0	0.00%	0	0.00%
	Under Votes:	0	0.00%	0	0.00%	0	0.00%
UNITED STATES SENATOR, Vote For 1							
	Rory HOULIHAN	0	0.00%	4	2.80%	4	2.80%
	Jeff KENDER	0	0.00%	10	6.99%	10	6.99%
	Ron LEACH	0	0.00%	20	13.99%	20	13.99%
	Tom RECKTENWALD	0	0.00%	3	2.10%	3	2.10%
	Grant T. SHORT	0	0.00%	11	7.69%	11	7.69%
	Sellus WILDER	0	0.00%	21	14.69%	21	14.69%
	Jim GRAY	0	0.00%	74	51.75%	74	51.75%
	Cast Votes:	0	0.00%	143	89.38%	143	89.38%
	Over Votes:	0	0.00%	0	0.00%	0	0.00%
	Under Votes:	0	0.00%	17	10.63%	17	10.63%

Precinct Report — Official

PRESIDENTIAL PREFERENCE AND REGULAR PRIMARY — OFFICIAL BALLOT FOR DAVIESS COUNTY — May 17, 2016

05/27/2016 09:21 AM

Total Number of Voters : 14,663 of 0 = 0.00%

Precincts Reporting 86 of 86 = 100.00%

Party	Candidate	Early		Election		Total	
Precinct C101 (Ballots Cast: 347)							
UNITED STATES SENATOR, Vote For 1							
	Rand PAUL	0	0.00%	83	92.22%	83	92.22%
	Stephen Howard SLAUGHTER	0	0.00%	4	4.44%	4	4.44%
	James R. GOULD	0	0.00%	3	3.33%	3	3.33%
	Cast Votes:	0	0.00%	90	100.00%	90	100.00%
	Over Votes:	0	0.00%	0	0.00%	0	0.00%
	Under Votes:	0	0.00%	0	0.00%	0	0.00%
PRESIDENT of the UNITED STATES, Vote For 1							
	Martin J. O'MALLEY	0	0.00%	2	0.79%	2	0.79%
	Bernard "Bernie" SANDERS	0	0.00%	112	44.09%	112	44.09%
	Hillary CLINTON	0	0.00%	120	47.24%	120	47.24%
	Roque Rocky DE LA FUENTE	0	0.00%	0	0.00%	0	0.00%
	"UNCOMMITTED"	0	0.00%	20	7.87%	20	7.87%
	Cast Votes:	0	0.00%	254	98.83%	254	98.83%
	Over Votes:	0	0.00%	0	0.00%	0	0.00%
	Under Votes:	0	0.00%	3	1.17%	3	1.17%
UNITED STATES SENATOR, Vote For 1							
	Rory HOULIHAN	0	0.00%	3	1.39%	3	1.39%
	Jeff KENDER	0	0.00%	11	5.09%	11	5.09%
	Ron LEACH	0	0.00%	33	15.28%	33	15.28%
	Tom RECKTENWALD	0	0.00%	4	1.85%	4	1.85%
	Grant T. SHORT	0	0.00%	10	4.63%	10	4.63%
	Sellus WILDER	0	0.00%	14	6.48%	14	6.48%
	Jim GRAY	0	0.00%	141	65.28%	141	65.28%
	Cast Votes:	0	0.00%	216	84.05%	216	84.05%
	Over Votes:	0	0.00%	0	0.00%	0	0.00%
	Under Votes:	0	0.00%	41	15.95%	41	15.95%

Total Number of Voters : 14,663 of 0 = 0.00%

Precincts Reporting 86 of 86 = 100.00%

Party	Candidate	Early		Election		Total	
Precinct C102 (Ballots Cast: 194)							
UNITED STATES SENATOR, Vote For 1							
	Rand PAUL	0	0.00%	28	84.85%	28	84.85%
	Stephen Howard SLAUGHTER	0	0.00%	2	6.06%	2	6.06%
	James R. GOULD	0	0.00%	3	9.09%	3	9.09%
	Cast Votes:	0	0.00%	33	100.00%	33	100.00%
	Over Votes:	0	0.00%	0	0.00%	0	0.00%
	Under Votes:	0	0.00%	0	0.00%	0	0.00%
STATE REPRESENTATIVE 11th Representative District, Vote For 1							
	James BUCKMASTER	0	0.00%	19	61.29%	19	61.29%
	Robert M. "Robby" MILLS	0	0.00%	12	38.71%	12	38.71%
	Cast Votes:	0	0.00%	31	93.94%	31	93.94%
	Over Votes:	0	0.00%	0	0.00%	0	0.00%
	Under Votes:	0	0.00%	2	6.06%	2	6.06%
PRESIDENT of the UNITED STATES, Vote For 1							
	Martin J. O'MALLEY	0	0.00%	4	2.48%	4	2.48%
	Bernard "Bernie" SANDERS	0	0.00%	62	38.51%	62	38.51%
	Hillary CLINTON	0	0.00%	61	37.89%	61	37.89%
	Roque Rocky DE LA FUENTE	0	0.00%	5	3.11%	5	3.11%
	"UNCOMMITTED"	0	0.00%	29	18.01%	29	18.01%
	Cast Votes:	0	0.00%	161	100.00%	161	100.00%
	Over Votes:	0	0.00%	0	0.00%	0	0.00%
	Under Votes:	0	0.00%	0	0.00%	0	0.00%
UNITED STATES SENATOR, Vote For 1							
	Rory HOULIHAN	0	0.00%	4	2.82%	4	2.82%
	Jeff KENDER	0	0.00%	8	5.63%	8	5.63%
	Ron LEACH	0	0.00%	21	14.79%	21	14.79%
	Tom RECKTENWALD	0	0.00%	3	2.11%	3	2.11%
	Grant T. SHORT	0	0.00%	4	2.82%	4	2.82%
	Sellus WILDER	0	0.00%	15	10.56%	15	10.56%
	Jim GRAY	0	0.00%	87	61.27%	87	61.27%
	Cast Votes:	0	0.00%	142	88.20%	142	88.20%
	Over Votes:	0	0.00%	0	0.00%	0	0.00%
	Under Votes:	0	0.00%	19	11.80%	19	11.80%

Total Number of Voters : 14,663 of 0 = 0.00%

Precincts Reporting 86 of 86 = 100.00%

Party	Candidate	Early		Election		Total	
Precinct D102 (Ballots Cast: 222)							
UNITED STATES SENATOR, Vote For 1							
	Rand PAUL	0	0.00%	26	86.67%	26	86.67%
	Stephen Howard SLAUGHTER	0	0.00%	3	10.00%	3	10.00%
	James R. GOULD	0	0.00%	1	3.33%	1	3.33%
	Cast Votes:	0	0.00%	30	100.00%	30	100.00%
	Over Votes:	0	0.00%	0	0.00%	0	0.00%
	Under Votes:	0	0.00%	0	0.00%	0	0.00%
PRESIDENT of the UNITED STATES, Vote For 1							
	Martin J. O'MALLEY	0	0.00%	2	1.05%	2	1.05%
	Bernard "Bernie" SANDERS	0	0.00%	91	47.89%	91	47.89%
	Hillary CLINTON	0	0.00%	81	42.63%	81	42.63%
	Roque Rocky DE LA FUENTE	0	0.00%	1	0.53%	1	0.53%
	"UNCOMMITTED"	0	0.00%	15	7.89%	15	7.89%
	Cast Votes:	0	0.00%	190	98.96%	190	98.96%
	Over Votes:	0	0.00%	0	0.00%	0	0.00%
	Under Votes:	0	0.00%	2	1.04%	2	1.04%
UNITED STATES SENATOR, Vote For 1							
	Rory HOULIHAN	0	0.00%	7	4.17%	7	4.17%
	Jeff KENDER	0	0.00%	6	3.57%	6	3.57%
	Ron LEACH	0	0.00%	32	19.05%	32	19.05%
	Tom RECKTENWALD	0	0.00%	6	3.57%	6	3.57%
	Grant T. SHORT	0	0.00%	6	3.57%	6	3.57%
	Sellus WILDER	0	0.00%	11	6.55%	11	6.55%
	Jim GRAY	0	0.00%	100	59.52%	100	59.52%
	Cast Votes:	0	0.00%	168	87.50%	168	87.50%
	Over Votes:	0	0.00%	0	0.00%	0	0.00%
	Under Votes:	0	0.00%	24	12.50%	24	12.50%

Precinct Report — Official

PRESIDENTIAL PREFERENCE AND REGULAR PRIMARY — OFFICIAL BALLOT FOR DAVIESS COUNTY — May 17, 2016

05/27/2016 09:21 AM

Total Number of Voters : 14,663 of 0 = 0.00%

Precincts Reporting 86 of 86 = 100.00%

Party	Candidate	Early		Election		Total	
Precinct D103 (Ballots Cast: 90)							
UNITED STATES SENATOR, Vote For 1							
	Rand PAUL	0	0.00%	17	80.95%	17	80.95%
	Stephen Howard SLAUGHTER	0	0.00%	1	4.76%	1	4.76%
	James R. GOULD	0	0.00%	3	14.29%	3	14.29%
	Cast Votes:	0	0.00%	21	100.00%	21	100.00%
	Over Votes:	0	0.00%	0	0.00%	0	0.00%
	Under Votes:	0	0.00%	0	0.00%	0	0.00%
PRESIDENT of the UNITED STATES, Vote For 1							
	Martin J. O'MALLEY	0	0.00%	5	7.25%	5	7.25%
	Bernard "Bernie" SANDERS	0	0.00%	32	46.38%	32	46.38%
	Hillary CLINTON	0	0.00%	30	43.48%	30	43.48%
	Roque Rocky DE LA FUENTE	0	0.00%	0	0.00%	0	0.00%
	"UNCOMMITTED"	0	0.00%	2	2.90%	2	2.90%
	Cast Votes:	0	0.00%	69	100.00%	69	100.00%
	Over Votes:	0	0.00%	0	0.00%	0	0.00%
	Under Votes:	0	0.00%	0	0.00%	0	0.00%
UNITED STATES SENATOR, Vote For 1							
	Rory HOULIHAN	0	0.00%	1	1.49%	1	1.49%
	Jeff KENDER	0	0.00%	10	14.93%	10	14.93%
	Ron LEACH	0	0.00%	20	29.85%	20	29.85%
	Tom RECKTENWALD	0	0.00%	1	1.49%	1	1.49%
	Grant T. SHORT	0	0.00%	4	5.97%	4	5.97%
	Sellus WILDER	0	0.00%	3	4.48%	3	4.48%
	Jim GRAY	0	0.00%	28	41.79%	28	41.79%
	Cast Votes:	0	0.00%	67	97.10%	67	97.10%
	Over Votes:	0	0.00%	0	0.00%	0	0.00%
	Under Votes:	0	0.00%	2	2.90%	2	2.90%

Precinct Report — Official

PRESIDENTIAL PREFERENCE AND REGULAR PRIMARY — OFFICIAL BALLOT FOR DAVIESS COUNTY — May 17, 2016

05/27/2016 09:21 AM

Total Number of Voters : 14,663 of 0 = 0.00%

Precincts Reporting 86 of 86 = 100.00%

Party	Candidate	Early		Election		Total	
Precinct E101 (Ballots Cast: 178)							
UNITED STATES SENATOR, Vote For 1							
	Rand PAUL	0	0.00%	32	88.89%	32	88.89%
	Stephen Howard SLAUGHTER	0	0.00%	2	5.56%	2	5.56%
	James R. GOULD	0	0.00%	2	5.56%	2	5.56%
	Cast Votes:	0	0.00%	36	100.00%	36	100.00%
	Over Votes:	0	0.00%	0	0.00%	0	0.00%
	Under Votes:	0	0.00%	0	0.00%	0	0.00%
PRESIDENT of the UNITED STATES, Vote For 1							
	Martin J. O'MALLEY	0	0.00%	1	0.72%	1	0.72%
	Bernard "Bernie" SANDERS	0	0.00%	81	58.27%	81	58.27%
	Hillary CLINTON	0	0.00%	41	29.50%	41	29.50%
	Roque Rocky DE LA FUENTE	0	0.00%	0	0.00%	0	0.00%
	"UNCOMMITTED"	0	0.00%	16	11.51%	16	11.51%
	Cast Votes:	0	0.00%	139	97.89%	139	97.89%
	Over Votes:	0	0.00%	0	0.00%	0	0.00%
	Under Votes:	0	0.00%	3	2.11%	3	2.11%
UNITED STATES SENATOR, Vote For 1							
	Rory HOULIHAN	0	0.00%	2	1.53%	2	1.53%
	Jeff KENDER	0	0.00%	9	6.87%	9	6.87%
	Ron LEACH	0	0.00%	31	23.66%	31	23.66%
	Tom RECKTENWALD	0	0.00%	2	1.53%	2	1.53%
	Grant T. SHORT	0	0.00%	5	3.82%	5	3.82%
	Sellus WILDER	0	0.00%	8	6.11%	8	6.11%
	Jim GRAY	0	0.00%	74	56.49%	74	56.49%
	Cast Votes:	0	0.00%	131	92.25%	131	92.25%
	Over Votes:	0	0.00%	0	0.00%	0	0.00%
	Under Votes:	0	0.00%	11	7.75%	11	7.75%

Precinct Report — Official

PRESIDENTIAL PREFERENCE AND REGULAR PRIMARY — OFFICIAL BALLOT FOR DAVIESS COUNTY — May 17, 2016

05/27/2016 09:21 AM

Total Number of Voters : 14,663 of 0 = 0.00%

Precincts Reporting 86 of 86 = 100.00%

Party	Candidate	Early		Election		Total	
Precinct E102 (Ballots Cast: 190)							
UNITED STATES SENATOR, Vote For 1							
	Rand PAUL	0	0.00%	59	90.77%	59	90.77%
	Stephen Howard SLAUGHTER	0	0.00%	4	6.15%	4	6.15%
	James R. GOULD	0	0.00%	2	3.08%	2	3.08%
	Cast Votes:	0	0.00%	65	98.48%	65	98.48%
	Over Votes:	0	0.00%	0	0.00%	0	0.00%
	Under Votes:	0	0.00%	1	1.52%	1	1.52%
PRESIDENT of the UNITED STATES, Vote For 1							
	Martin J. O'MALLEY	0	0.00%	7	5.69%	7	5.69%
	Bernard "Bernie" SANDERS	0	0.00%	50	40.65%	50	40.65%
	Hillary CLINTON	0	0.00%	52	42.28%	52	42.28%
	Roque Rocky DE LA FUENTE	0	0.00%	0	0.00%	0	0.00%
	"UNCOMMITTED"	0	0.00%	14	11.38%	14	11.38%
	Cast Votes:	0	0.00%	123	99.19%	123	99.19%
	Over Votes:	0	0.00%	0	0.00%	0	0.00%
	Under Votes:	0	0.00%	1	0.81%	1	0.81%
UNITED STATES SENATOR, Vote For 1							
	Rory HOULIHAN	0	0.00%	4	3.45%	4	3.45%
	Jeff KENDER	0	0.00%	9	7.76%	9	7.76%
	Ron LEACH	0	0.00%	22	18.97%	22	18.97%
	Tom RECKTENWALD	0	0.00%	2	1.72%	2	1.72%
	Grant T. SHORT	0	0.00%	9	7.76%	9	7.76%
	Sellus WILDER	0	0.00%	10	8.62%	10	8.62%
	Jim GRAY	0	0.00%	60	51.72%	60	51.72%
	Cast Votes:	0	0.00%	116	93.55%	116	93.55%
	Over Votes:	0	0.00%	0	0.00%	0	0.00%
	Under Votes:	0	0.00%	8	6.45%	8	6.45%

Precinct Report — Official

PRESIDENTIAL PREFERENCE AND REGULAR PRIMARY — OFFICIAL BALLOT FOR DAVIESS COUNTY — May 17, 2016

05/27/2016 09:21 AM

Total Number of Voters : 14,663 of 0 = 0.00%

Precincts Reporting 86 of 86 = 100.00%

Party	Candidate	Early		Election		Total	
Precinct E103 (Ballots Cast: 225)							
UNITED STATES SENATOR, Vote For 1							
	Rand PAUL	0	0.00%	55	91.67%	55	91.67%
	Stephen Howard SLAUGHTER	0	0.00%	2	3.33%	2	3.33%
	James R. GOULD	0	0.00%	3	5.00%	3	5.00%
	Cast Votes:	0	0.00%	60	100.00%	60	100.00%
	Over Votes:	0	0.00%	0	0.00%	0	0.00%
	Under Votes:	0	0.00%	0	0.00%	0	0.00%
PRESIDENT of the UNITED STATES, Vote For 1							
	Martin J. O'MALLEY	0	0.00%	3	1.82%	3	1.82%
	Bernard "Bernie" SANDERS	0	0.00%	88	53.33%	88	53.33%
	Hillary CLINTON	0	0.00%	59	35.76%	59	35.76%
	Roque Rocky DE LA FUENTE	0	0.00%	0	0.00%	0	0.00%
	"UNCOMMITTED"	0	0.00%	15	9.09%	15	9.09%
	Cast Votes:	0	0.00%	165	100.00%	165	100.00%
	Over Votes:	0	0.00%	0	0.00%	0	0.00%
	Under Votes:	0	0.00%	0	0.00%	0	0.00%
UNITED STATES SENATOR, Vote For 1							
	Rory HOULIHAN	0	0.00%	4	2.63%	4	2.63%
	Jeff KENDER	0	0.00%	7	4.61%	7	4.61%
	Ron LEACH	0	0.00%	27	17.76%	27	17.76%
	Tom RECKTENWALD	0	0.00%	4	2.63%	4	2.63%
	Grant T. SHORT	0	0.00%	11	7.24%	11	7.24%
	Sellus WILDER	0	0.00%	11	7.24%	11	7.24%
	Jim GRAY	0	0.00%	88	57.89%	88	57.89%
	Cast Votes:	0	0.00%	152	92.12%	152	92.12%
	Over Votes:	0	0.00%	0	0.00%	0	0.00%
	Under Votes:	0	0.00%	13	7.88%	13	7.88%

Precinct Report — Official

PRESIDENTIAL PREFERENCE AND REGULAR PRIMARY — OFFICIAL BALLOT FOR DAVIESS COUNTY — May 17, 2016

05/27/2016 09:21 AM

Total Number of Voters : 14,663 of 0 = 0.00%

Precincts Reporting 86 of 86 = 100.00%

Party	Candidate	Early		Election		Total	
Precinct E104 (Ballots Cast: 56)							
UNITED STATES SENATOR, Vote For 1							
	Rand PAUL	0	0.00%	18	90.00%	18	90.00%
	Stephen Howard SLAUGHTER	0	0.00%	2	10.00%	2	10.00%
	James R. GOULD	0	0.00%	0	0.00%	0	0.00%
	Cast Votes:	0	0.00%	20	100.00%	20	100.00%
	Over Votes:	0	0.00%	0	0.00%	0	0.00%
	Under Votes:	0	0.00%	0	0.00%	0	0.00%
PRESIDENT of the UNITED STATES, Vote For 1							
	Martin J. O'MALLEY	0	0.00%	1	2.78%	1	2.78%
	Bernard "Bernie" SANDERS	0	0.00%	19	52.78%	19	52.78%
	Hillary CLINTON	0	0.00%	14	38.89%	14	38.89%
	Roque Rocky DE LA FUENTE	0	0.00%	0	0.00%	0	0.00%
	"UNCOMMITTED"	0	0.00%	2	5.56%	2	5.56%
	Cast Votes:	0	0.00%	36	100.00%	36	100.00%
	Over Votes:	0	0.00%	0	0.00%	0	0.00%
	Under Votes:	0	0.00%	0	0.00%	0	0.00%
UNITED STATES SENATOR, Vote For 1							
	Rory HOULIHAN	0	0.00%	0	0.00%	0	0.00%
	Jeff KENDER	0	0.00%	2	6.67%	2	6.67%
	Ron LEACH	0	0.00%	6	20.00%	6	20.00%
	Tom RECKTENWALD	0	0.00%	0	0.00%	0	0.00%
	Grant T. SHORT	0	0.00%	0	0.00%	0	0.00%
	Sellus WILDER	0	0.00%	3	10.00%	3	10.00%
	Jim GRAY	0	0.00%	19	63.33%	19	63.33%
	Cast Votes:	0	0.00%	30	83.33%	30	83.33%
	Over Votes:	0	0.00%	0	0.00%	0	0.00%
	Under Votes:	0	0.00%	6	16.67%	6	16.67%

Precinct Report — Official

PRESIDENTIAL PREFERENCE AND REGULAR PRIMARY — OFFICIAL BALLOT FOR DAVIESS COUNTY — May 17, 2016

05/27/2016 09:21 AM

Total Number of Voters : 14,663 of 0 = 0.00%

Precincts Reporting 86 of 86 = 100.00%

Party	Candidate	Early		Election		Total	
Precinct F101B (Ballots Cast: 239)							
UNITED STATES SENATOR, Vote For 1							
	Rand PAUL	0	0.00%	50	90.91%	50	90.91%
	Stephen Howard SLAUGHTER	0	0.00%	4	7.27%	4	7.27%
	James R. GOULD	0	0.00%	1	1.82%	1	1.82%
	Cast Votes:	0	0.00%	55	100.00%	55	100.00%
	Over Votes:	0	0.00%	0	0.00%	0	0.00%
	Under Votes:	0	0.00%	0	0.00%	0	0.00%
PRESIDENT of the UNITED STATES, Vote For 1							
	Martin J. O'MALLEY	0	0.00%	3	1.64%	3	1.64%
	Bernard "Bernie" SANDERS	0	0.00%	86	46.99%	86	46.99%
	Hillary CLINTON	0	0.00%	88	48.09%	88	48.09%
	Roque Rocky DE LA FUENTE	0	0.00%	1	0.55%	1	0.55%
	"UNCOMMITTED"	0	0.00%	5	2.73%	5	2.73%
	Cast Votes:	0	0.00%	183	99.46%	183	99.46%
	Over Votes:	0	0.00%	0	0.00%	0	0.00%
	Under Votes:	0	0.00%	1	0.54%	1	0.54%
UNITED STATES SENATOR, Vote For 1							
	Rory HOULIHAN	0	0.00%	7	4.32%	7	4.32%
	Jeff KENDER	0	0.00%	9	5.56%	9	5.56%
	Ron LEACH	0	0.00%	33	20.37%	33	20.37%
	Tom RECKTENWALD	0	0.00%	5	3.09%	5	3.09%
	Grant T. SHORT	0	0.00%	9	5.56%	9	5.56%
	Sellus WILDER	0	0.00%	6	3.70%	6	3.70%
	Jim GRAY	0	0.00%	93	57.41%	93	57.41%
	Cast Votes:	0	0.00%	162	88.04%	162	88.04%
	Over Votes:	0	0.00%	0	0.00%	0	0.00%
	Under Votes:	0	0.00%	22	11.96%	22	11.96%

Precinct Report — Official

PRESIDENTIAL PREFERENCE AND REGULAR PRIMARY — OFFICIAL BALLOT FOR DAVIESS COUNTY — May 17, 2016

05/27/2016 09:21 AM

Total Number of Voters : 14,663 of 0 = 0.00%

Precincts Reporting 86 of 86 = 100.00%

Party	Candidate	Early		Election		Total	
Precinct F102 (Ballots Cast: 267)							
UNITED STATES SENATOR, Vote For 1							
	Rand PAUL	0	0.00%	50	86.21%	50	86.21%
	Stephen Howard SLAUGHTER	0	0.00%	5	8.62%	5	8.62%
	James R. GOULD	0	0.00%	3	5.17%	3	5.17%
	Cast Votes:	0	0.00%	58	93.55%	58	93.55%
	Over Votes:	0	0.00%	0	0.00%	0	0.00%
	Under Votes:	0	0.00%	4	6.45%	4	6.45%
PRESIDENT of the UNITED STATES, Vote For 1							
	Martin J. O'MALLEY	0	0.00%	1	0.49%	1	0.49%
	Bernard "Bernie" SANDERS	0	0.00%	99	48.77%	99	48.77%
	Hillary CLINTON	0	0.00%	90	44.33%	90	44.33%
	Roque Rocky DE LA FUENTE	0	0.00%	1	0.49%	1	0.49%
	"UNCOMMITTED"	0	0.00%	12	5.91%	12	5.91%
	Cast Votes:	0	0.00%	203	99.02%	203	99.02%
	Over Votes:	0	0.00%	0	0.00%	0	0.00%
	Under Votes:	0	0.00%	2	0.98%	2	0.98%
UNITED STATES SENATOR, Vote For 1							
	Rory HOULIHAN	0	0.00%	4	2.17%	4	2.17%
	Jeff KENDER	0	0.00%	16	8.70%	16	8.70%
	Ron LEACH	0	0.00%	37	20.11%	37	20.11%
	Tom RECKTENWALD	0	0.00%	8	4.35%	8	4.35%
	Grant T. SHORT	0	0.00%	6	3.26%	6	3.26%
	Sellus WILDER	0	0.00%	19	10.33%	19	10.33%
	Jim GRAY	0	0.00%	94	51.09%	94	51.09%
	Cast Votes:	0	0.00%	184	89.76%	184	89.76%
	Over Votes:	0	0.00%	0	0.00%	0	0.00%
	Under Votes:	0	0.00%	21	10.24%	21	10.24%

Precinct Report — Official

PRESIDENTIAL PREFERENCE AND REGULAR PRIMARY — OFFICIAL BALLOT FOR DAVIESS COUNTY — May 17, 2016

05/27/2016 09:21 AM

Total Number of Voters : 14,663 of 0 = 0.00%

Precincts Reporting 86 of 86 = 100.00%

Party	Candidate	Early		Election		Total	
Precinct F103 (Ballots Cast: 192)							
UNITED STATES SENATOR, Vote For 1							
	Rand PAUL	0	0.00%	45	90.00%	45	90.00%
	Stephen Howard SLAUGHTER	0	0.00%	2	4.00%	2	4.00%
	James R. GOULD	0	0.00%	3	6.00%	3	6.00%
	Cast Votes:	0	0.00%	50	100.00%	50	100.00%
	Over Votes:	0	0.00%	0	0.00%	0	0.00%
	Under Votes:	0	0.00%	0	0.00%	0	0.00%
PRESIDENT of the UNITED STATES, Vote For 1							
	Martin J. O'MALLEY	0	0.00%	1	0.70%	1	0.70%
	Bernard "Bernie" SANDERS	0	0.00%	73	51.41%	73	51.41%
	Hillary CLINTON	0	0.00%	51	35.92%	51	35.92%
	Roque Rocky DE LA FUENTE	0	0.00%	0	0.00%	0	0.00%
	"UNCOMMITTED"	0	0.00%	17	11.97%	17	11.97%
	Cast Votes:	0	0.00%	142	100.00%	142	100.00%
	Over Votes:	0	0.00%	0	0.00%	0	0.00%
	Under Votes:	0	0.00%	0	0.00%	0	0.00%
UNITED STATES SENATOR, Vote For 1							
	Rory HOULIHAN	0	0.00%	1	0.81%	1	0.81%
	Jeff KENDER	0	0.00%	6	4.84%	6	4.84%
	Ron LEACH	0	0.00%	19	15.32%	19	15.32%
	Tom RECKTENWALD	0	0.00%	4	3.23%	4	3.23%
	Grant T. SHORT	0	0.00%	10	8.06%	10	8.06%
	Sellus WILDER	0	0.00%	9	7.26%	9	7.26%
	Jim GRAY	0	0.00%	75	60.48%	75	60.48%
	Cast Votes:	0	0.00%	124	87.32%	124	87.32%
	Over Votes:	0	0.00%	0	0.00%	0	0.00%
	Under Votes:	0	0.00%	18	12.68%	18	12.68%

Precinct Report — Official

PRESIDENTIAL PREFERENCE AND REGULAR PRIMARY — OFFICIAL BALLOT FOR DAVIESS COUNTY — May 17, 2016

05/27/2016 09:21 AM

Total Number of Voters : 14,663 of 0 = 0.00%

Precincts Reporting 86 of 86 = 100.00%

Party	Candidate	Early		Election		Total	
Precinct F104B (Ballots Cast: 171)							
UNITED STATES SENATOR, Vote For 1							
	Rand PAUL	0	0.00%	33	91.67%	33	91.67%
	Stephen Howard SLAUGHTER	0	0.00%	2	5.56%	2	5.56%
	James R. GOULD	0	0.00%	1	2.78%	1	2.78%
	Cast Votes:	0	0.00%	36	100.00%	36	100.00%
	Over Votes:	0	0.00%	0	0.00%	0	0.00%
	Under Votes:	0	0.00%	0	0.00%	0	0.00%
PRESIDENT of the UNITED STATES, Vote For 1							
	Martin J. O'MALLEY	0	0.00%	1	0.75%	1	0.75%
	Bernard "Bernie" SANDERS	0	0.00%	66	49.25%	66	49.25%
	Hillary CLINTON	0	0.00%	60	44.78%	60	44.78%
	Roque Rocky DE LA FUENTE	0	0.00%	0	0.00%	0	0.00%
	"UNCOMMITTED"	0	0.00%	7	5.22%	7	5.22%
	Cast Votes:	0	0.00%	134	99.26%	134	99.26%
	Over Votes:	0	0.00%	0	0.00%	0	0.00%
	Under Votes:	0	0.00%	1	0.74%	1	0.74%
UNITED STATES SENATOR, Vote For 1							
	Rory HOULIHAN	0	0.00%	2	1.83%	2	1.83%
	Jeff KENDER	0	0.00%	7	6.42%	7	6.42%
	Ron LEACH	0	0.00%	26	23.85%	26	23.85%
	Tom RECKTENWALD	0	0.00%	2	1.83%	2	1.83%
	Grant T. SHORT	0	0.00%	6	5.50%	6	5.50%
	Sellus WILDER	0	0.00%	5	4.59%	5	4.59%
	Jim GRAY	0	0.00%	61	55.96%	61	55.96%
	Cast Votes:	0	0.00%	109	80.74%	109	80.74%
	Over Votes:	0	0.00%	0	0.00%	0	0.00%
	Under Votes:	0	0.00%	26	19.26%	26	19.26%

Precinct Report — Official

PRESIDENTIAL PREFERENCE AND REGULAR PRIMARY — OFFICIAL BALLOT FOR DAVIESS COUNTY — May 17, 2016

05/27/2016 09:21 AM

Total Number of Voters : 14,663 of 0 = 0.00%

Precincts Reporting 86 of 86 = 100.00%

Party	Candidate	Early		Election		Total	
Precinct G101 (Ballots Cast: 152)							
UNITED STATES SENATOR, Vote For 1							
	Rand PAUL	0	0.00%	31	83.78%	31	83.78%
	Stephen Howard SLAUGHTER	0	0.00%	5	13.51%	5	13.51%
	James R. GOULD	0	0.00%	1	2.70%	1	2.70%
	Cast Votes:	0	0.00%	37	100.00%	37	100.00%
	Over Votes:	0	0.00%	0	0.00%	0	0.00%
	Under Votes:	0	0.00%	0	0.00%	0	0.00%
PRESIDENT of the UNITED STATES, Vote For 1							
	Martin J. O'MALLEY	0	0.00%	3	2.61%	3	2.61%
	Bernard "Bernie" SANDERS	0	0.00%	62	53.91%	62	53.91%
	Hillary CLINTON	0	0.00%	36	31.30%	36	31.30%
	Roque Rocky DE LA FUENTE	0	0.00%	1	0.87%	1	0.87%
	"UNCOMMITTED"	0	0.00%	13	11.30%	13	11.30%
	Cast Votes:	0	0.00%	115	100.00%	115	100.00%
	Over Votes:	0	0.00%	0	0.00%	0	0.00%
	Under Votes:	0	0.00%	0	0.00%	0	0.00%
UNITED STATES SENATOR, Vote For 1							
	Rory HOULIHAN	0	0.00%	5	5.26%	5	5.26%
	Jeff KENDER	0	0.00%	4	4.21%	4	4.21%
	Ron LEACH	0	0.00%	18	18.95%	18	18.95%
	Tom RECKTENWALD	0	0.00%	1	1.05%	1	1.05%
	Grant T. SHORT	0	0.00%	5	5.26%	5	5.26%
	Sellus WILDER	0	0.00%	12	12.63%	12	12.63%
	Jim GRAY	0	0.00%	50	52.63%	50	52.63%
	Cast Votes:	0	0.00%	95	82.61%	95	82.61%
	Over Votes:	0	0.00%	0	0.00%	0	0.00%
	Under Votes:	0	0.00%	20	17.39%	20	17.39%

Precinct Report — Official

PRESIDENTIAL PREFERENCE AND REGULAR PRIMARY — OFFICIAL BALLOT FOR DAVIESS COUNTY — May 17, 2016

05/27/2016 09:21 AM

Total Number of Voters : 14,663 of 0 = 0.00%

Precincts Reporting 86 of 86 = 100.00%

Party	Candidate	Early		Election		Total	
Precinct G102 (Ballots Cast: 138)							
UNITED STATES SENATOR, Vote For 1							
	Rand PAUL	0	0.00%	29	85.29%	29	85.29%
	Stephen Howard SLAUGHTER	0	0.00%	1	2.94%	1	2.94%
	James R. GOULD	0	0.00%	4	11.76%	4	11.76%
	Cast Votes:	0	0.00%	34	100.00%	34	100.00%
	Over Votes:	0	0.00%	0	0.00%	0	0.00%
	Under Votes:	0	0.00%	0	0.00%	0	0.00%
PRESIDENT of the UNITED STATES, Vote For 1							
	Martin J. O'MALLEY	0	0.00%	1	0.98%	1	0.98%
	Bernard "Bernie" SANDERS	0	0.00%	47	46.08%	47	46.08%
	Hillary CLINTON	0	0.00%	47	46.08%	47	46.08%
	Roque Rocky DE LA FUENTE	0	0.00%	0	0.00%	0	0.00%
	"UNCOMMITTED"	0	0.00%	7	6.86%	7	6.86%
	Cast Votes:	0	0.00%	102	98.08%	102	98.08%
	Over Votes:	0	0.00%	0	0.00%	0	0.00%
	Under Votes:	0	0.00%	2	1.92%	2	1.92%
UNITED STATES SENATOR, Vote For 1							
	Rory HOULIHAN	0	0.00%	3	3.19%	3	3.19%
	Jeff KENDER	0	0.00%	5	5.32%	5	5.32%
	Ron LEACH	0	0.00%	18	19.15%	18	19.15%
	Tom RECKTENWALD	0	0.00%	3	3.19%	3	3.19%
	Grant T. SHORT	0	0.00%	5	5.32%	5	5.32%
	Sellus WILDER	0	0.00%	4	4.26%	4	4.26%
	Jim GRAY	0	0.00%	56	59.57%	56	59.57%
	Cast Votes:	0	0.00%	94	90.38%	94	90.38%
	Over Votes:	0	0.00%	0	0.00%	0	0.00%
	Under Votes:	0	0.00%	10	9.62%	10	9.62%

Precinct Report — Official

PRESIDENTIAL PREFERENCE AND REGULAR PRIMARY — OFFICIAL BALLOT FOR DAVIESS COUNTY — May 17, 2016

05/27/2016 09:21 AM

Total Number of Voters : 14,663 of 0 = 0.00%

Precincts Reporting 86 of 86 = 100.00%

Party	Candidate	Early		Election		Total	
Precinct G103 (Ballots Cast: 155)							
UNITED STATES SENATOR, Vote For 1							
	Rand PAUL	0	0.00%	32	100.00%	32	100.00%
	Stephen Howard SLAUGHTER	0	0.00%	0	0.00%	0	0.00%
	James R. GOULD	0	0.00%	0	0.00%	0	0.00%
	Cast Votes:	0	0.00%	32	100.00%	32	100.00%
	Over Votes:	0	0.00%	0	0.00%	0	0.00%
	Under Votes:	0	0.00%	0	0.00%	0	0.00%
PRESIDENT of the UNITED STATES, Vote For 1							
	Martin J. O'MALLEY	0	0.00%	1	0.81%	1	0.81%
	Bernard "Bernie" SANDERS	0	0.00%	63	51.22%	63	51.22%
	Hillary CLINTON	0	0.00%	52	42.28%	52	42.28%
	Roque Rocky DE LA FUENTE	0	0.00%	0	0.00%	0	0.00%
	"UNCOMMITTED"	0	0.00%	7	5.69%	7	5.69%
	Cast Votes:	0	0.00%	123	100.00%	123	100.00%
	Over Votes:	0	0.00%	0	0.00%	0	0.00%
	Under Votes:	0	0.00%	0	0.00%	0	0.00%
UNITED STATES SENATOR, Vote For 1							
	Rory HOULIHAN	0	0.00%	4	3.85%	4	3.85%
	Jeff KENDER	0	0.00%	6	5.77%	6	5.77%
	Ron LEACH	0	0.00%	25	24.04%	25	24.04%
	Tom RECKTENWALD	0	0.00%	2	1.92%	2	1.92%
	Grant T. SHORT	0	0.00%	6	5.77%	6	5.77%
	Sellus WILDER	0	0.00%	8	7.69%	8	7.69%
	Jim GRAY	0	0.00%	53	50.96%	53	50.96%
	Cast Votes:	0	0.00%	104	84.55%	104	84.55%
	Over Votes:	0	0.00%	1	0.81%	1	0.81%
	Under Votes:	0	0.00%	18	14.63%	18	14.63%

Total Number of Voters : 14,663 of 0 = 0.00%

Precincts Reporting 86 of 86 = 100.00%

Party	Candidate	Early		Election		Total	
Precinct G104 (Ballots Cast: 180)							
UNITED STATES SENATOR, Vote For 1							
	Rand PAUL	0	0.00%	18	78.26%	18	78.26%
	Stephen Howard SLAUGHTER	0	0.00%	3	13.04%	3	13.04%
	James R. GOULD	0	0.00%	2	8.70%	2	8.70%
	Cast Votes:	0	0.00%	23	100.00%	23	100.00%
	Over Votes:	0	0.00%	0	0.00%	0	0.00%
	Under Votes:	0	0.00%	0	0.00%	0	0.00%
PRESIDENT of the UNITED STATES, Vote For 1							
	Martin J. O'MALLEY	0	0.00%	5	3.21%	5	3.21%
	Bernard "Bernie" SANDERS	0	0.00%	94	60.26%	94	60.26%
	Hillary CLINTON	0	0.00%	41	26.28%	41	26.28%
	Roque Rocky DE LA FUENTE	0	0.00%	0	0.00%	0	0.00%
	"UNCOMMITTED"	0	0.00%	16	10.26%	16	10.26%
	Cast Votes:	0	0.00%	156	99.36%	156	99.36%
	Over Votes:	0	0.00%	0	0.00%	0	0.00%
	Under Votes:	0	0.00%	1	0.64%	1	0.64%
UNITED STATES SENATOR, Vote For 1							
	Rory HOULIHAN	0	0.00%	4	2.99%	4	2.99%
	Jeff KENDER	0	0.00%	7	5.22%	7	5.22%
	Ron LEACH	0	0.00%	28	20.90%	28	20.90%
	Tom RECKTENWALD	0	0.00%	4	2.99%	4	2.99%
	Grant T. SHORT	0	0.00%	8	5.97%	8	5.97%
	Sellus WILDER	0	0.00%	11	8.21%	11	8.21%
	Jim GRAY	0	0.00%	72	53.73%	72	53.73%
	Cast Votes:	0	0.00%	134	85.35%	134	85.35%
	Over Votes:	0	0.00%	0	0.00%	0	0.00%
	Under Votes:	0	0.00%	23	14.65%	23	14.65%

Precinct Report — Official

PRESIDENTIAL PREFERENCE AND REGULAR PRIMARY — OFFICIAL BALLOT FOR DAVIESS COUNTY — May 17, 2016

05/27/2016 09:21 AM

Total Number of Voters : 14,663 of 0 = 0.00%

Precincts Reporting 86 of 86 = 100.00%

Party	Candidate	Early		Election		Total	
Precinct G105 (Ballots Cast: 96)							
UNITED STATES SENATOR, Vote For 1							
	Rand PAUL	0	0.00%	20	86.96%	20	86.96%
	Stephen Howard SLAUGHTER	0	0.00%	0	0.00%	0	0.00%
	James R. GOULD	0	0.00%	3	13.04%	3	13.04%
	Cast Votes:	0	0.00%	23	100.00%	23	100.00%
	Over Votes:	0	0.00%	0	0.00%	0	0.00%
	Under Votes:	0	0.00%	0	0.00%	0	0.00%
PRESIDENT of the UNITED STATES, Vote For 1							
	Martin J. O'MALLEY	0	0.00%	3	4.11%	3	4.11%
	Bernard "Bernie" SANDERS	0	0.00%	30	41.10%	30	41.10%
	Hillary CLINTON	0	0.00%	28	38.36%	28	38.36%
	Roque Rocky DE LA FUENTE	0	0.00%	2	2.74%	2	2.74%
	"UNCOMMITTED"	0	0.00%	10	13.70%	10	13.70%
	Cast Votes:	0	0.00%	73	100.00%	73	100.00%
	Over Votes:	0	0.00%	0	0.00%	0	0.00%
	Under Votes:	0	0.00%	0	0.00%	0	0.00%
UNITED STATES SENATOR, Vote For 1							
	Rory HOULIHAN	0	0.00%	3	4.35%	3	4.35%
	Jeff KENDER	0	0.00%	8	11.59%	8	11.59%
	Ron LEACH	0	0.00%	13	18.84%	13	18.84%
	Tom RECKTENWALD	0	0.00%	2	2.90%	2	2.90%
	Grant T. SHORT	0	0.00%	1	1.45%	1	1.45%
	Sellus WILDER	0	0.00%	6	8.70%	6	8.70%
	Jim GRAY	0	0.00%	36	52.17%	36	52.17%
	Cast Votes:	0	0.00%	69	94.52%	69	94.52%
	Over Votes:	0	0.00%	0	0.00%	0	0.00%
	Under Votes:	0	0.00%	4	5.48%	4	5.48%

Precinct Report — Official

PRESIDENTIAL PREFERENCE AND REGULAR PRIMARY — OFFICIAL BALLOT FOR DAVIESS COUNTY — May 17, 2016

05/27/2016 09:21 AM

Total Number of Voters : 14,663 of 0 = 0.00%

Precincts Reporting 86 of 86 = 100.00%

Party	Candidate	Early		Election		Total	
Precinct H101 (Ballots Cast: 97)							
UNITED STATES SENATOR, Vote For 1							
	Rand PAUL	0	0.00%	25	100.00%	25	100.00%
	Stephen Howard SLAUGHTER	0	0.00%	0	0.00%	0	0.00%
	James R. GOULD	0	0.00%	0	0.00%	0	0.00%
	Cast Votes:	0	0.00%	25	100.00%	25	100.00%
	Over Votes:	0	0.00%	0	0.00%	0	0.00%
	Under Votes:	0	0.00%	0	0.00%	0	0.00%
PRESIDENT of the UNITED STATES, Vote For 1							
	Martin J. O'MALLEY	0	0.00%	2	2.78%	2	2.78%
	Bernard "Bernie" SANDERS	0	0.00%	33	45.83%	33	45.83%
	Hillary CLINTON	0	0.00%	34	47.22%	34	47.22%
	Roque Rocky DE LA FUENTE	0	0.00%	0	0.00%	0	0.00%
	"UNCOMMITTED"	0	0.00%	3	4.17%	3	4.17%
	Cast Votes:	0	0.00%	72	100.00%	72	100.00%
	Over Votes:	0	0.00%	0	0.00%	0	0.00%
	Under Votes:	0	0.00%	0	0.00%	0	0.00%
UNITED STATES SENATOR, Vote For 1							
	Rory HOULIHAN	0	0.00%	0	0.00%	0	0.00%
	Jeff KENDER	0	0.00%	0	0.00%	0	0.00%
	Ron LEACH	0	0.00%	7	11.67%	7	11.67%
	Tom RECKTENWALD	0	0.00%	1	1.67%	1	1.67%
	Grant T. SHORT	0	0.00%	3	5.00%	3	5.00%
	Sellus WILDER	0	0.00%	9	15.00%	9	15.00%
	Jim GRAY	0	0.00%	40	66.67%	40	66.67%
	Cast Votes:	0	0.00%	60	83.33%	60	83.33%
	Over Votes:	0	0.00%	0	0.00%	0	0.00%
	Under Votes:	0	0.00%	12	16.67%	12	16.67%

Precinct Report — Official

PRESIDENTIAL PREFERENCE AND REGULAR PRIMARY — OFFICIAL BALLOT FOR DAVIESS COUNTY — May 17, 2016

05/27/2016 09:21 AM

Total Number of Voters : 14,663 of 0 = 0.00%

Precincts Reporting 86 of 86 = 100.00%

Party	Candidate	Early		Election		Total	
Precinct H102 (Ballots Cast: 255)							
UNITED STATES SENATOR, Vote For 1							
	Rand PAUL	0	0.00%	69	93.24%	69	93.24%
	Stephen Howard SLAUGHTER	0	0.00%	2	2.70%	2	2.70%
	James R. GOULD	0	0.00%	3	4.05%	3	4.05%
	Cast Votes:	0	0.00%	74	100.00%	74	100.00%
	Over Votes:	0	0.00%	0	0.00%	0	0.00%
	Under Votes:	0	0.00%	0	0.00%	0	0.00%
PRESIDENT of the UNITED STATES, Vote For 1							
	Martin J. O'MALLEY	0	0.00%	5	2.76%	5	2.76%
	Bernard "Bernie" SANDERS	0	0.00%	69	38.12%	69	38.12%
	Hillary CLINTON	0	0.00%	90	49.72%	90	49.72%
	Roque Rocky DE LA FUENTE	0	0.00%	2	1.10%	2	1.10%
	"UNCOMMITTED"	0	0.00%	15	8.29%	15	8.29%
	Cast Votes:	0	0.00%	181	100.00%	181	100.00%
	Over Votes:	0	0.00%	0	0.00%	0	0.00%
	Under Votes:	0	0.00%	0	0.00%	0	0.00%
UNITED STATES SENATOR, Vote For 1							
	Rory HOULIHAN	0	0.00%	6	3.80%	6	3.80%
	Jeff KENDER	0	0.00%	10	6.33%	10	6.33%
	Ron LEACH	0	0.00%	33	20.89%	33	20.89%
	Tom RECKTENWALD	0	0.00%	5	3.16%	5	3.16%
	Grant T. SHORT	0	0.00%	6	3.80%	6	3.80%
	Sellus WILDER	0	0.00%	14	8.86%	14	8.86%
	Jim GRAY	0	0.00%	84	53.16%	84	53.16%
	Cast Votes:	0	0.00%	158	87.29%	158	87.29%
	Over Votes:	0	0.00%	0	0.00%	0	0.00%
	Under Votes:	0	0.00%	23	12.71%	23	12.71%

Total Number of Voters : 14,663 of 0 = 0.00%

Precincts Reporting 86 of 86 = 100.00%

Party	Candidate	Early		Election		Total	
Precinct H103 (Ballots Cast: 221)							
UNITED STATES SENATOR, Vote For 1							
	Rand PAUL	0	0.00%	60	90.91%	60	90.91%
	Stephen Howard SLAUGHTER	0	0.00%	2	3.03%	2	3.03%
	James R. GOULD	0	0.00%	4	6.06%	4	6.06%
	Cast Votes:	0	0.00%	66	100.00%	66	100.00%
	Over Votes:	0	0.00%	0	0.00%	0	0.00%
	Under Votes:	0	0.00%	0	0.00%	0	0.00%
PRESIDENT of the UNITED STATES, Vote For 1							
	Martin J. O'MALLEY	0	0.00%	4	2.58%	4	2.58%
	Bernard "Bernie" SANDERS	0	0.00%	78	50.32%	78	50.32%
	Hillary CLINTON	0	0.00%	61	39.35%	61	39.35%
	Roque Rocky DE LA FUENTE	0	0.00%	0	0.00%	0	0.00%
	"UNCOMMITTED"	0	0.00%	12	7.74%	12	7.74%
	Cast Votes:	0	0.00%	155	100.00%	155	100.00%
	Over Votes:	0	0.00%	0	0.00%	0	0.00%
	Under Votes:	0	0.00%	0	0.00%	0	0.00%
UNITED STATES SENATOR, Vote For 1							
	Rory HOULIHAN	0	0.00%	3	2.14%	3	2.14%
	Jeff KENDER	0	0.00%	6	4.29%	6	4.29%
	Ron LEACH	0	0.00%	22	15.71%	22	15.71%
	Tom RECKTENWALD	0	0.00%	2	1.43%	2	1.43%
	Grant T. SHORT	0	0.00%	9	6.43%	9	6.43%
	Sellus WILDER	0	0.00%	15	10.71%	15	10.71%
	Jim GRAY	0	0.00%	83	59.29%	83	59.29%
	Cast Votes:	0	0.00%	140	90.32%	140	90.32%
	Over Votes:	0	0.00%	0	0.00%	0	0.00%
	Under Votes:	0	0.00%	15	9.68%	15	9.68%

Precinct Report — Official

PRESIDENTIAL PREFERENCE AND REGULAR PRIMARY — OFFICIAL BALLOT FOR DAVIESS COUNTY — May 17, 2016

05/27/2016 09:21 AM

Total Number of Voters : 14,663 of 0 = 0.00%

Precincts Reporting 86 of 86 = 100.00%

Party	Candidate	Early		Election		Total	
Precinct H104 (Ballots Cast: 169)							
UNITED STATES SENATOR, Vote For 1							
	Rand PAUL	0	0.00%	48	88.89%	48	88.89%
	Stephen Howard SLAUGHTER	0	0.00%	5	9.26%	5	9.26%
	James R. GOULD	0	0.00%	1	1.85%	1	1.85%
	Cast Votes:	0	0.00%	54	100.00%	54	100.00%
	Over Votes:	0	0.00%	0	0.00%	0	0.00%
	Under Votes:	0	0.00%	0	0.00%	0	0.00%
PRESIDENT of the UNITED STATES, Vote For 1							
	Martin J. O'MALLEY	0	0.00%	3	2.61%	3	2.61%
	Bernard "Bernie" SANDERS	0	0.00%	48	41.74%	48	41.74%
	Hillary CLINTON	0	0.00%	55	47.83%	55	47.83%
	Roque Rocky DE LA FUENTE	0	0.00%	0	0.00%	0	0.00%
	"UNCOMMITTED"	0	0.00%	9	7.83%	9	7.83%
	Cast Votes:	0	0.00%	115	100.00%	115	100.00%
	Over Votes:	0	0.00%	0	0.00%	0	0.00%
	Under Votes:	0	0.00%	0	0.00%	0	0.00%
UNITED STATES SENATOR, Vote For 1							
	Rory HOULIHAN	0	0.00%	0	0.00%	0	0.00%
	Jeff KENDER	0	0.00%	8	7.84%	8	7.84%
	Ron LEACH	0	0.00%	19	18.63%	19	18.63%
	Tom RECKTENWALD	0	0.00%	2	1.96%	2	1.96%
	Grant T. SHORT	0	0.00%	7	6.86%	7	6.86%
	Sellus WILDER	0	0.00%	5	4.90%	5	4.90%
	Jim GRAY	0	0.00%	61	59.80%	61	59.80%
	Cast Votes:	0	0.00%	102	88.70%	102	88.70%
	Over Votes:	0	0.00%	0	0.00%	0	0.00%
	Under Votes:	0	0.00%	13	11.30%	13	11.30%

Precinct Report — Official

PRESIDENTIAL PREFERENCE AND REGULAR PRIMARY — OFFICIAL BALLOT FOR DAVIESS COUNTY — May 17, 2016

05/27/2016 09:21 AM

Total Number of Voters : 14,663 of 0 = 0.00%

Precincts Reporting 86 of 86 = 100.00%

Party	Candidate	Early		Election		Total	
Precinct H105 (Ballots Cast: 182)							
UNITED STATES SENATOR, Vote For 1							
	Rand PAUL	0	0.00%	44	95.65%	44	95.65%
	Stephen Howard SLAUGHTER	0	0.00%	1	2.17%	1	2.17%
	James R. GOULD	0	0.00%	1	2.17%	1	2.17%
	Cast Votes:	0	0.00%	46	100.00%	46	100.00%
	Over Votes:	0	0.00%	0	0.00%	0	0.00%
	Under Votes:	0	0.00%	0	0.00%	0	0.00%
PRESIDENT of the UNITED STATES, Vote For 1							
	Martin J. O'MALLEY	0	0.00%	2	1.47%	2	1.47%
	Bernard "Bernie" SANDERS	0	0.00%	57	41.91%	57	41.91%
	Hillary CLINTON	0	0.00%	70	51.47%	70	51.47%
	Roque Rocky DE LA FUENTE	0	0.00%	2	1.47%	2	1.47%
	"UNCOMMITTED"	0	0.00%	5	3.68%	5	3.68%
	Cast Votes:	0	0.00%	136	100.00%	136	100.00%
	Over Votes:	0	0.00%	0	0.00%	0	0.00%
	Under Votes:	0	0.00%	0	0.00%	0	0.00%
UNITED STATES SENATOR, Vote For 1							
	Rory HOULIHAN	0	0.00%	7	5.65%	7	5.65%
	Jeff KENDER	0	0.00%	7	5.65%	7	5.65%
	Ron LEACH	0	0.00%	13	10.48%	13	10.48%
	Tom RECKTENWALD	0	0.00%	5	4.03%	5	4.03%
	Grant T. SHORT	0	0.00%	6	4.84%	6	4.84%
	Sellus WILDER	0	0.00%	12	9.68%	12	9.68%
	Jim GRAY	0	0.00%	74	59.68%	74	59.68%
	Cast Votes:	0	0.00%	124	91.18%	124	91.18%
	Over Votes:	0	0.00%	0	0.00%	0	0.00%
	Under Votes:	0	0.00%	12	8.82%	12	8.82%

Precinct Report — Official

PRESIDENTIAL PREFERENCE AND REGULAR PRIMARY — OFFICIAL BALLOT FOR DAVIESS COUNTY — May 17, 2016

05/27/2016 09:21 AM

Total Number of Voters : 14,663 of 0 = 0.00%

Precincts Reporting 86 of 86 = 100.00%

Party	Candidate	Early		Election		Total	
Precinct H106 (Ballots Cast: 62)							
UNITED STATES SENATOR, Vote For 1							
	Rand PAUL	0	0.00%	11	91.67%	11	91.67%
	Stephen Howard SLAUGHTER	0	0.00%	0	0.00%	0	0.00%
	James R. GOULD	0	0.00%	1	8.33%	1	8.33%
	Cast Votes:	0	0.00%	12	100.00%	12	100.00%
	Over Votes:	0	0.00%	0	0.00%	0	0.00%
	Under Votes:	0	0.00%	0	0.00%	0	0.00%
PRESIDENT of the UNITED STATES, Vote For 1							
	Martin J. O'MALLEY	0	0.00%	0	0.00%	0	0.00%
	Bernard "Bernie" SANDERS	0	0.00%	26	52.00%	26	52.00%
	Hillary CLINTON	0	0.00%	22	44.00%	22	44.00%
	Roque Rocky DE LA FUENTE	0	0.00%	0	0.00%	0	0.00%
	"UNCOMMITTED"	0	0.00%	2	4.00%	2	4.00%
	Cast Votes:	0	0.00%	50	100.00%	50	100.00%
	Over Votes:	0	0.00%	0	0.00%	0	0.00%
	Under Votes:	0	0.00%	0	0.00%	0	0.00%
UNITED STATES SENATOR, Vote For 1							
	Rory HOULIHAN	0	0.00%	1	2.04%	1	2.04%
	Jeff KENDER	0	0.00%	1	2.04%	1	2.04%
	Ron LEACH	0	0.00%	10	20.41%	10	20.41%
	Tom RECKTENWALD	0	0.00%	0	0.00%	0	0.00%
	Grant T. SHORT	0	0.00%	2	4.08%	2	4.08%
	Sellus WILDER	0	0.00%	11	22.45%	11	22.45%
	Jim GRAY	0	0.00%	24	48.98%	24	48.98%
	Cast Votes:	0	0.00%	49	98.00%	49	98.00%
	Over Votes:	0	0.00%	0	0.00%	0	0.00%
	Under Votes:	0	0.00%	1	2.00%	1	2.00%

Precinct Report — Official

PRESIDENTIAL PREFERENCE AND REGULAR PRIMARY — OFFICIAL BALLOT FOR DAVIESS COUNTY — May 17, 2016

05/27/2016 09:21 AM

Total Number of Voters : 14,663 of 0 = 0.00%

Precincts Reporting 86 of 86 = 100.00%

Party	Candidate	Early		Election		Total	
Precinct H107 (Ballots Cast: 196)							
UNITED STATES SENATOR, Vote For 1							
	Rand PAUL	0	0.00%	46	85.19%	46	85.19%
	Stephen Howard SLAUGHTER	0	0.00%	3	5.56%	3	5.56%
	James R. GOULD	0	0.00%	5	9.26%	5	9.26%
	Cast Votes:	0	0.00%	54	100.00%	54	100.00%
	Over Votes:	0	0.00%	0	0.00%	0	0.00%
	Under Votes:	0	0.00%	0	0.00%	0	0.00%
PRESIDENT of the UNITED STATES, Vote For 1							
	Martin J. O'MALLEY	0	0.00%	1	0.70%	1	0.70%
	Bernard "Bernie" SANDERS	0	0.00%	70	49.30%	70	49.30%
	Hillary CLINTON	0	0.00%	59	41.55%	59	41.55%
	Roque Rocky DE LA FUENTE	0	0.00%	1	0.70%	1	0.70%
	"UNCOMMITTED"	0	0.00%	11	7.75%	11	7.75%
	Cast Votes:	0	0.00%	142	100.00%	142	100.00%
	Over Votes:	0	0.00%	0	0.00%	0	0.00%
	Under Votes:	0	0.00%	0	0.00%	0	0.00%
UNITED STATES SENATOR, Vote For 1							
	Rory HOULIHAN	0	0.00%	7	5.56%	7	5.56%
	Jeff KENDER	0	0.00%	4	3.17%	4	3.17%
	Ron LEACH	0	0.00%	22	17.46%	22	17.46%
	Tom RECKTENWALD	0	0.00%	2	1.59%	2	1.59%
	Grant T. SHORT	0	0.00%	5	3.97%	5	3.97%
	Sellus WILDER	0	0.00%	10	7.94%	10	7.94%
	Jim GRAY	0	0.00%	76	60.32%	76	60.32%
	Cast Votes:	0	0.00%	126	88.73%	126	88.73%
	Over Votes:	0	0.00%	0	0.00%	0	0.00%
	Under Votes:	0	0.00%	16	11.27%	16	11.27%

Precinct Report — Official

PRESIDENTIAL PREFERENCE AND REGULAR PRIMARY — OFFICIAL BALLOT FOR DAVIESS COUNTY — May 17, 2016

05/27/2016 09:21 AM

Total Number of Voters : 14,663 of 0 = 0.00%

Precincts Reporting 86 of 86 = 100.00%

Party	Candidate	Early		Election		Total	
Precinct H108 (Ballots Cast: 79)							
UNITED STATES SENATOR, Vote For 1							
	Rand PAUL	0	0.00%	47	100.00%	47	100.00%
	Stephen Howard SLAUGHTER	0	0.00%	0	0.00%	0	0.00%
	James R. GOULD	0	0.00%	0	0.00%	0	0.00%
	Cast Votes:	0	0.00%	47	100.00%	47	100.00%
	Over Votes:	0	0.00%	0	0.00%	0	0.00%
	Under Votes:	0	0.00%	0	0.00%	0	0.00%
PRESIDENT of the UNITED STATES, Vote For 1							
	Martin J. O'MALLEY	0	0.00%	0	0.00%	0	0.00%
	Bernard "Bernie" SANDERS	0	0.00%	16	50.00%	16	50.00%
	Hillary CLINTON	0	0.00%	15	46.88%	15	46.88%
	Roque Rocky DE LA FUENTE	0	0.00%	0	0.00%	0	0.00%
	"UNCOMMITTED"	0	0.00%	1	3.13%	1	3.13%
	Cast Votes:	0	0.00%	32	100.00%	32	100.00%
	Over Votes:	0	0.00%	0	0.00%	0	0.00%
	Under Votes:	0	0.00%	0	0.00%	0	0.00%
UNITED STATES SENATOR, Vote For 1							
	Rory HOULIHAN	0	0.00%	0	0.00%	0	0.00%
	Jeff KENDER	0	0.00%	0	0.00%	0	0.00%
	Ron LEACH	0	0.00%	4	13.33%	4	13.33%
	Tom RECKTENWALD	0	0.00%	2	6.67%	2	6.67%
	Grant T. SHORT	0	0.00%	1	3.33%	1	3.33%
	Sellus WILDER	0	0.00%	3	10.00%	3	10.00%
	Jim GRAY	0	0.00%	20	66.67%	20	66.67%
	Cast Votes:	0	0.00%	30	93.75%	30	93.75%
	Over Votes:	0	0.00%	0	0.00%	0	0.00%
	Under Votes:	0	0.00%	2	6.25%	2	6.25%

Precinct Report — Official

PRESIDENTIAL PREFERENCE AND REGULAR PRIMARY — OFFICIAL BALLOT FOR DAVIESS COUNTY — May 17, 2016

05/27/2016 09:21 AM

Total Number of Voters : 14,663 of 0 = 0.00%

Precincts Reporting 86 of 86 = 100.00%

Party	Candidate	Early		Election		Total	
Precinct H109 (Ballots Cast: 168)							
UNITED STATES SENATOR, Vote For 1							
	Rand PAUL	0	0.00%	44	88.00%	44	88.00%
	Stephen Howard SLAUGHTER	0	0.00%	3	6.00%	3	6.00%
	James R. GOULD	0	0.00%	3	6.00%	3	6.00%
	Cast Votes:	0	0.00%	50	98.04%	50	98.04%
	Over Votes:	0	0.00%	0	0.00%	0	0.00%
	Under Votes:	0	0.00%	1	1.96%	1	1.96%
PRESIDENT of the UNITED STATES, Vote For 1							
	Martin J. O'MALLEY	0	0.00%	4	3.45%	4	3.45%
	Bernard "Bernie" SANDERS	0	0.00%	53	45.69%	53	45.69%
	Hillary CLINTON	0	0.00%	53	45.69%	53	45.69%
	Roque Rocky DE LA FUENTE	0	0.00%	1	0.86%	1	0.86%
	"UNCOMMITTED"	0	0.00%	5	4.31%	5	4.31%
	Cast Votes:	0	0.00%	116	99.15%	116	99.15%
	Over Votes:	0	0.00%	0	0.00%	0	0.00%
	Under Votes:	0	0.00%	1	0.85%	1	0.85%
UNITED STATES SENATOR, Vote For 1							
	Rory HOULIHAN	0	0.00%	6	5.50%	6	5.50%
	Jeff KENDER	0	0.00%	6	5.50%	6	5.50%
	Ron LEACH	0	0.00%	18	16.51%	18	16.51%
	Tom RECKTENWALD	0	0.00%	3	2.75%	3	2.75%
	Grant T. SHORT	0	0.00%	4	3.67%	4	3.67%
	Sellus WILDER	0	0.00%	11	10.09%	11	10.09%
	Jim GRAY	0	0.00%	61	55.96%	61	55.96%
	Cast Votes:	0	0.00%	109	93.16%	109	93.16%
	Over Votes:	0	0.00%	0	0.00%	0	0.00%
	Under Votes:	0	0.00%	8	6.84%	8	6.84%

Total Number of Voters : 14,663 of 0 = 0.00%

Precincts Reporting 86 of 86 = 100.00%

Party	Candidate	Early		Election		Total	
Precinct H110 (Ballots Cast: 96)							
UNITED STATES SENATOR, Vote For 1							
	Rand PAUL	0	0.00%	27	81.82%	27	81.82%
	Stephen Howard SLAUGHTER	0	0.00%	3	9.09%	3	9.09%
	James R. GOULD	0	0.00%	3	9.09%	3	9.09%
	Cast Votes:	0	0.00%	33	100.00%	33	100.00%
	Over Votes:	0	0.00%	0	0.00%	0	0.00%
	Under Votes:	0	0.00%	0	0.00%	0	0.00%
PRESIDENT of the UNITED STATES, Vote For 1							
	Martin J. O'MALLEY	0	0.00%	1	1.59%	1	1.59%
	Bernard "Bernie" SANDERS	0	0.00%	31	49.21%	31	49.21%
	Hillary CLINTON	0	0.00%	25	39.68%	25	39.68%
	Roque Rocky DE LA FUENTE	0	0.00%	0	0.00%	0	0.00%
	"UNCOMMITTED"	0	0.00%	6	9.52%	6	9.52%
	Cast Votes:	0	0.00%	63	100.00%	63	100.00%
	Over Votes:	0	0.00%	0	0.00%	0	0.00%
	Under Votes:	0	0.00%	0	0.00%	0	0.00%
UNITED STATES SENATOR, Vote For 1							
	Rory HOULIHAN	0	0.00%	1	1.85%	1	1.85%
	Jeff KENDER	0	0.00%	2	3.70%	2	3.70%
	Ron LEACH	0	0.00%	6	11.11%	6	11.11%
	Tom RECKTENWALD	0	0.00%	1	1.85%	1	1.85%
	Grant T. SHORT	0	0.00%	2	3.70%	2	3.70%
	Sellus WILDER	0	0.00%	6	11.11%	6	11.11%
	Jim GRAY	0	0.00%	36	66.67%	36	66.67%
	Cast Votes:	0	0.00%	54	85.71%	54	85.71%
	Over Votes:	0	0.00%	0	0.00%	0	0.00%
	Under Votes:	0	0.00%	9	14.29%	9	14.29%

Precinct Report — Official

PRESIDENTIAL PREFERENCE AND REGULAR PRIMARY — OFFICIAL BALLOT FOR DAVIESS COUNTY — May 17, 2016

05/27/2016 09:21 AM

Total Number of Voters : 14,663 of 0 = 0.00%

Precincts Reporting 86 of 86 = 100.00%

Party	Candidate	Early		Election		Total	
Precinct H111 (Ballots Cast: 207)							
UNITED STATES SENATOR, Vote For 1							
	Rand PAUL	0	0.00%	35	81.40%	35	81.40%
	Stephen Howard SLAUGHTER	0	0.00%	3	6.98%	3	6.98%
	James R. GOULD	0	0.00%	5	11.63%	5	11.63%
	Cast Votes:	0	0.00%	43	100.00%	43	100.00%
	Over Votes:	0	0.00%	0	0.00%	0	0.00%
	Under Votes:	0	0.00%	0	0.00%	0	0.00%
PRESIDENT of the UNITED STATES, Vote For 1							
	Martin J. O'MALLEY	0	0.00%	2	1.22%	2	1.22%
	Bernard "Bernie" SANDERS	0	0.00%	65	39.63%	65	39.63%
	Hillary CLINTON	0	0.00%	92	56.10%	92	56.10%
	Roque Rocky DE LA FUENTE	0	0.00%	0	0.00%	0	0.00%
	"UNCOMMITTED"	0	0.00%	5	3.05%	5	3.05%
	Cast Votes:	0	0.00%	164	100.00%	164	100.00%
	Over Votes:	0	0.00%	0	0.00%	0	0.00%
	Under Votes:	0	0.00%	0	0.00%	0	0.00%
UNITED STATES SENATOR, Vote For 1							
	Rory HOULIHAN	0	0.00%	8	5.26%	8	5.26%
	Jeff KENDER	0	0.00%	6	3.95%	6	3.95%
	Ron LEACH	0	0.00%	37	24.34%	37	24.34%
	Tom RECKTENWALD	0	0.00%	6	3.95%	6	3.95%
	Grant T. SHORT	0	0.00%	10	6.58%	10	6.58%
	Sellus WILDER	0	0.00%	13	8.55%	13	8.55%
	Jim GRAY	0	0.00%	72	47.37%	72	47.37%
	Cast Votes:	0	0.00%	152	92.68%	152	92.68%
	Over Votes:	0	0.00%	0	0.00%	0	0.00%
	Under Votes:	0	0.00%	12	7.32%	12	7.32%

Precinct Report — Official

PRESIDENTIAL PREFERENCE AND REGULAR PRIMARY — OFFICIAL BALLOT FOR DAVIESS COUNTY — May 17, 2016

05/27/2016 09:21 AM

Total Number of Voters : 14,663 of 0 = 0.00%

Precincts Reporting 86 of 86 = 100.00%

Party	Candidate	Early		Election		Total	
Precinct H112 (Ballots Cast: 235)							
UNITED STATES SENATOR, Vote For 1							
	Rand PAUL	0	0.00%	66	92.96%	66	92.96%
	Stephen Howard SLAUGHTER	0	0.00%	5	7.04%	5	7.04%
	James R. GOULD	0	0.00%	0	0.00%	0	0.00%
	Cast Votes:	0	0.00%	71	100.00%	71	100.00%
	Over Votes:	0	0.00%	0	0.00%	0	0.00%
	Under Votes:	0	0.00%	0	0.00%	0	0.00%
PRESIDENT of the UNITED STATES, Vote For 1							
	Martin J. O'MALLEY	0	0.00%	0	0.00%	0	0.00%
	Bernard "Bernie" SANDERS	0	0.00%	79	48.17%	79	48.17%
	Hillary CLINTON	0	0.00%	70	42.68%	70	42.68%
	Roque Rocky DE LA FUENTE	0	0.00%	2	1.22%	2	1.22%
	"UNCOMMITTED"	0	0.00%	13	7.93%	13	7.93%
	Cast Votes:	0	0.00%	164	100.00%	164	100.00%
	Over Votes:	0	0.00%	0	0.00%	0	0.00%
	Under Votes:	0	0.00%	0	0.00%	0	0.00%
UNITED STATES SENATOR, Vote For 1							
	Rory HOULIHAN	0	0.00%	5	3.52%	5	3.52%
	Jeff KENDER	0	0.00%	6	4.23%	6	4.23%
	Ron LEACH	0	0.00%	23	16.20%	23	16.20%
	Tom RECKTENWALD	0	0.00%	7	4.93%	7	4.93%
	Grant T. SHORT	0	0.00%	11	7.75%	11	7.75%
	Sellus WILDER	0	0.00%	10	7.04%	10	7.04%
	Jim GRAY	0	0.00%	80	56.34%	80	56.34%
	Cast Votes:	0	0.00%	142	86.59%	142	86.59%
	Over Votes:	0	0.00%	0	0.00%	0	0.00%
	Under Votes:	0	0.00%	22	13.41%	22	13.41%

Precinct Report — Official

PRESIDENTIAL PREFERENCE AND REGULAR PRIMARY — OFFICIAL BALLOT FOR DAVIESS COUNTY — May 17, 2016

05/27/2016 09:21 AM

Total Number of Voters : 14,663 of 0 = 0.00%

Precincts Reporting 86 of 86 = 100.00%

Party	Candidate	Early		Election		Total	
Precinct H113 (Ballots Cast: 113)							
UNITED STATES SENATOR, Vote For 1							
	Rand PAUL	0	0.00%	25	86.21%	25	86.21%
	Stephen Howard SLAUGHTER	0	0.00%	2	6.90%	2	6.90%
	James R. GOULD	0	0.00%	2	6.90%	2	6.90%
	Cast Votes:	0	0.00%	29	100.00%	29	100.00%
	Over Votes:	0	0.00%	0	0.00%	0	0.00%
	Under Votes:	0	0.00%	0	0.00%	0	0.00%
PRESIDENT of the UNITED STATES, Vote For 1							
	Martin J. O'MALLEY	0	0.00%	0	0.00%	0	0.00%
	Bernard "Bernie" SANDERS	0	0.00%	44	53.66%	44	53.66%
	Hillary CLINTON	0	0.00%	33	40.24%	33	40.24%
	Roque Rocky DE LA FUENTE	0	0.00%	0	0.00%	0	0.00%
	"UNCOMMITTED"	0	0.00%	5	6.10%	5	6.10%
	Cast Votes:	0	0.00%	82	97.62%	82	97.62%
	Over Votes:	0	0.00%	0	0.00%	0	0.00%
	Under Votes:	0	0.00%	2	2.38%	2	2.38%
UNITED STATES SENATOR, Vote For 1							
	Rory HOULIHAN	0	0.00%	6	7.59%	6	7.59%
	Jeff KENDER	0	0.00%	6	7.59%	6	7.59%
	Ron LEACH	0	0.00%	13	16.46%	13	16.46%
	Tom RECKTENWALD	0	0.00%	1	1.27%	1	1.27%
	Grant T. SHORT	0	0.00%	7	8.86%	7	8.86%
	Sellus WILDER	0	0.00%	10	12.66%	10	12.66%
	Jim GRAY	0	0.00%	36	45.57%	36	45.57%
	Cast Votes:	0	0.00%	79	94.05%	79	94.05%
	Over Votes:	0	0.00%	0	0.00%	0	0.00%
	Under Votes:	0	0.00%	5	5.95%	5	5.95%

Party	Candidate	Early		Election		Total	
Precinct H114 (Ballots Cast: 106)							
UNITED STATES SENATOR, Vote For 1							
	Rand PAUL	0	0.00%	27	90.00%	27	90.00%
	Stephen Howard SLAUGHTER	0	0.00%	2	6.67%	2	6.67%
	James R. GOULD	0	0.00%	1	3.33%	1	3.33%
	Cast Votes:	0	0.00%	30	100.00%	30	100.00%
	Over Votes:	0	0.00%	0	0.00%	0	0.00%
	Under Votes:	0	0.00%	0	0.00%	0	0.00%
PRESIDENT of the UNITED STATES, Vote For 1							
	Martin J. O'MALLEY	0	0.00%	2	2.63%	2	2.63%
	Bernard "Bernie" SANDERS	0	0.00%	37	48.68%	37	48.68%
	Hillary CLINTON	0	0.00%	32	42.11%	32	42.11%
	Roque Rocky DE LA FUENTE	0	0.00%	0	0.00%	0	0.00%
	"UNCOMMITTED"	0	0.00%	5	6.58%	5	6.58%
	Cast Votes:	0	0.00%	76	100.00%	76	100.00%
	Over Votes:	0	0.00%	0	0.00%	0	0.00%
	Under Votes:	0	0.00%	0	0.00%	0	0.00%
UNITED STATES SENATOR, Vote For 1							
	Rory HOULIHAN	0	0.00%	6	8.57%	6	8.57%
	Jeff KENDER	0	0.00%	7	10.00%	7	10.00%
	Ron LEACH	0	0.00%	12	17.14%	12	17.14%
	Tom RECKTENWALD	0	0.00%	4	5.71%	4	5.71%
	Grant T. SHORT	0	0.00%	3	4.29%	3	4.29%
	Sellus WILDER	0	0.00%	7	10.00%	7	10.00%
	Jim GRAY	0	0.00%	31	44.29%	31	44.29%
	Cast Votes:	0	0.00%	70	92.11%	70	92.11%
	Over Votes:	0	0.00%	0	0.00%	0	0.00%
	Under Votes:	0	0.00%	6	7.89%	6	7.89%

Precinct Report — Official

PRESIDENTIAL PREFERENCE AND REGULAR PRIMARY — OFFICIAL BALLOT FOR DAVIESS COUNTY — May 17, 2016

05/27/2016 09:21 AM

Total Number of Voters : 14,663 of 0 = 0.00%

Precincts Reporting 86 of 86 = 100.00%

Party	Candidate	Early		Election		Total	
Precinct H115 (Ballots Cast: 329)							
UNITED STATES SENATOR, Vote For 1							
	Rand PAUL	0	0.00%	85	78.70%	85	78.70%
	Stephen Howard SLAUGHTER	0	0.00%	14	12.96%	14	12.96%
	James R. GOULD	0	0.00%	9	8.33%	9	8.33%
	Cast Votes:	0	0.00%	108	100.00%	108	100.00%
	Over Votes:	0	0.00%	0	0.00%	0	0.00%
	Under Votes:	0	0.00%	0	0.00%	0	0.00%
PRESIDENT of the UNITED STATES, Vote For 1							
	Martin J. O'MALLEY	0	0.00%	6	2.71%	6	2.71%
	Bernard "Bernie" SANDERS	0	0.00%	104	47.06%	104	47.06%
	Hillary CLINTON	0	0.00%	88	39.82%	88	39.82%
	Roque Rocky DE LA FUENTE	0	0.00%	2	0.90%	2	0.90%
	"UNCOMMITTED"	0	0.00%	21	9.50%	21	9.50%
	Cast Votes:	0	0.00%	221	100.00%	221	100.00%
	Over Votes:	0	0.00%	0	0.00%	0	0.00%
	Under Votes:	0	0.00%	0	0.00%	0	0.00%
UNITED STATES SENATOR, Vote For 1							
	Rory HOULIHAN	0	0.00%	5	2.63%	5	2.63%
	Jeff KENDER	0	0.00%	9	4.74%	9	4.74%
	Ron LEACH	0	0.00%	36	18.95%	36	18.95%
	Tom RECKTENWALD	0	0.00%	6	3.16%	6	3.16%
	Grant T. SHORT	0	0.00%	12	6.32%	12	6.32%
	Sellus WILDER	0	0.00%	14	7.37%	14	7.37%
	Jim GRAY	0	0.00%	108	56.84%	108	56.84%
	Cast Votes:	0	0.00%	190	85.97%	190	85.97%
	Over Votes:	0	0.00%	0	0.00%	0	0.00%
	Under Votes:	0	0.00%	31	14.03%	31	14.03%

Total Number of Voters : 14,663 of 0 = 0.00%

Precincts Reporting 86 of 86 = 100.00%

Party	Candidate	Early		Election		Total	
Precinct H116 (Ballots Cast: 50)							
UNITED STATES SENATOR, Vote For 1							
	Rand PAUL	0	0.00%	9	90.00%	9	90.00%
	Stephen Howard SLAUGHTER	0	0.00%	1	10.00%	1	10.00%
	James R. GOULD	0	0.00%	0	0.00%	0	0.00%
	Cast Votes:	0	0.00%	10	100.00%	10	100.00%
	Over Votes:	0	0.00%	0	0.00%	0	0.00%
	Under Votes:	0	0.00%	0	0.00%	0	0.00%
PRESIDENT of the UNITED STATES, Vote For 1							
	Martin J. O'MALLEY	0	0.00%	0	0.00%	0	0.00%
	Bernard "Bernie" SANDERS	0	0.00%	22	55.00%	22	55.00%
	Hillary CLINTON	0	0.00%	15	37.50%	15	37.50%
	Roque Rocky DE LA FUENTE	0	0.00%	0	0.00%	0	0.00%
	"UNCOMMITTED"	0	0.00%	3	7.50%	3	7.50%
	Cast Votes:	0	0.00%	40	100.00%	40	100.00%
	Over Votes:	0	0.00%	0	0.00%	0	0.00%
	Under Votes:	0	0.00%	0	0.00%	0	0.00%
UNITED STATES SENATOR, Vote For 1							
	Rory HOULIHAN	0	0.00%	0	0.00%	0	0.00%
	Jeff KENDER	0	0.00%	1	2.94%	1	2.94%
	Ron LEACH	0	0.00%	7	20.59%	7	20.59%
	Tom RECKTENWALD	0	0.00%	2	5.88%	2	5.88%
	Grant T. SHORT	0	0.00%	1	2.94%	1	2.94%
	Sellus WILDER	0	0.00%	6	17.65%	6	17.65%
	Jim GRAY	0	0.00%	17	50.00%	17	50.00%
	Cast Votes:	0	0.00%	34	85.00%	34	85.00%
	Over Votes:	0	0.00%	0	0.00%	0	0.00%
	Under Votes:	0	0.00%	6	15.00%	6	15.00%

Precinct Report — Official

PRESIDENTIAL PREFERENCE AND REGULAR PRIMARY — OFFICIAL BALLOT FOR DAVIESS COUNTY — May 17, 2016

05/27/2016 09:21 AM

Total Number of Voters : 14,663 of 0 = 0.00%

Precincts Reporting 86 of 86 = 100.00%

Party	Candidate	Early		Election		Total	
Precinct H117 (Ballots Cast: 309)							
UNITED STATES SENATOR, Vote For 1							
	Rand PAUL	0	0.00%	88	90.72%	88	90.72%
	Stephen Howard SLAUGHTER	0	0.00%	8	8.25%	8	8.25%
	James R. GOULD	0	0.00%	1	1.03%	1	1.03%
	Cast Votes:	0	0.00%	97	100.00%	97	100.00%
	Over Votes:	0	0.00%	0	0.00%	0	0.00%
	Under Votes:	0	0.00%	0	0.00%	0	0.00%
PRESIDENT of the UNITED STATES, Vote For 1							
	Martin J. O'MALLEY	0	0.00%	4	1.90%	4	1.90%
	Bernard "Bernie" SANDERS	0	0.00%	93	44.29%	93	44.29%
	Hillary CLINTON	0	0.00%	108	51.43%	108	51.43%
	Roque Rocky DE LA FUENTE	0	0.00%	0	0.00%	0	0.00%
	"UNCOMMITTED"	0	0.00%	5	2.38%	5	2.38%
	Cast Votes:	0	0.00%	210	99.06%	210	99.06%
	Over Votes:	0	0.00%	0	0.00%	0	0.00%
	Under Votes:	0	0.00%	2	0.94%	2	0.94%
UNITED STATES SENATOR, Vote For 1							
	Rory HOULIHAN	0	0.00%	4	2.15%	4	2.15%
	Jeff KENDER	0	0.00%	10	5.38%	10	5.38%
	Ron LEACH	0	0.00%	33	17.74%	33	17.74%
	Tom RECKTENWALD	0	0.00%	6	3.23%	6	3.23%
	Grant T. SHORT	0	0.00%	14	7.53%	14	7.53%
	Sellus WILDER	0	0.00%	26	13.98%	26	13.98%
	Jim GRAY	0	0.00%	93	50.00%	93	50.00%
	Cast Votes:	0	0.00%	186	87.74%	186	87.74%
	Over Votes:	0	0.00%	0	0.00%	0	0.00%
	Under Votes:	0	0.00%	26	12.26%	26	12.26%

Elliott County

RECAPITULATION SHEET

Primary Election s May 17, 2016 PRECINCT	Rand PAUL	Stephen Howard SLAUGHTER	James R. GOULD	Harold "Hal" ROGERS	John BURK JR.	Randy K. SMITH	Wynetta "Wendy" FLETCHER	Martin J. O'MALLEY	Bernard "Bernie" SANDERS	Hillary CLINTON	Roque Rocky DE LA FUENTE	"UNCOMMITTED"	Tom RECTENWALD	Grant T. SHORT	Sallus WILDER	Jim GRAY	Rory HOULIHAN	Jeff KENDER	Ron LEACH	Glenn Martin HAMMOND	Ray JONES
A101 Sandy Hook	6	1	0	4	3	5	2	1	47	33	0	6	4	11	10	45	1	1	3	9	80
B101 Sandy Hook	7	1	0	7	1	3	5	3	55	28	2	13	6	6	9	41	1	3	10	17	85
C101 Walnut Grove	2	0	0	2	0	1	1	4	75	25	2	12	8	9	10	51	3	6	5	23	88
D101 Mocassin	6	0	0	5	2	5	2	1	104	66	0	11	11	15	18	67	5	9	14	36	136
E101 Crackersneck	5	1	0	4	1	4	1	2	52	48	2	9	10	6	6	38	2	7	10	22	94
F101 Bruin	4	1	1	4	2	2	3	5	50	35	0	9	9	13	10	28	2	10	9	21	73
G101 Isonville	8	0	1	8	1	9	0	1	42	29	1	11	11	3	9	20	2	6	3	11	69
Paper Abs Ballot	0	0	0	0	0	0	0	0	6	16	0	0	1	0	0	16	0	2	0	0	19
Abs. Machine	0	0	0	0	0	0	0	0	6	5	0	4	2	0	0	5	2	1	2	3	12
ABSENTEE TOTAL	0	0	0	0	0	0	0	0	12	21	0	4	3	0	0	21	2	3	2	3	31
iVotronic Machine	38	4	2	34	10	29	14	17	425	264	7	71	59	63	72	290	16	42	54	139	625
TOTAL	38	4	2	34	10	29	14	17	437	285	7	75	62	63	72	311	18	45	56	142	656

Sheila Blevins
COUNTY BOARD OF ELECTIONS , CHAIRMAN

Ronald Hylton
COUNTY BOARD OF ELECTIONS, SHERIFF

DEMOCRAT BOARD MEMBER

Sandra Adkins
REPUBLICAN BOARD MEMBER

RECEIVED
JUN 23 2016
BOARD OF ELECTIONS

PRIMARY ELECTION
ESTILL COUNTY - 6TH. CONG. DIST.
RECAPITULATION SHEET
MAY 17, 2016

	ABSENTEE			COURTHOUSE	SCHOOLHOUSE	WEST LAWN	ESTILL SPRINGS	RAVENNA	WEST IRVINE	WHITE OAK	MILLERS CREEK	COW CREEK	FORKS	BARNES MT.	CEDAR GROVE	RED LICK	SOUTH IRVINE	DROWNING CREEK	GRAND TOTAL
	Mail-In	Walk-In	Total	eSlate	eSlate	eSlate	eSlate	eSlate	eSlate	eSlate	eSlate	eSlate	eSlate	eSlate	eSlate	eSlate	eSlate	eSlate	
UNITED STATES SENATOR - REP																			
Stephen Howard SLAUGHTER	0	6	6	5	3	3	5	4	5	14	5	5	7	4	10	5	7	9	97
James R. GOULD	3	4	7	7	1	8	16	5	9	12	8	5	9	1	8	9	11	7	113
Rand PAUL	17	16	33	36	29	21	53	39	67	81	47	40	82	31	94	65	51	77	829
U.S. REP. in CONGRESS - 6th Cong. Dist. - REP																			
Roger Q. BRILL	0	2	2	8	3	6	1	5	10	20	5	5	15	4	16	5	11	17	128
Andy BARR	22	26	48	42	32	28	67	43	74	87	56	46	86	34	77	74	57	83	936
STATE SENATOR - 21st Sen. Dist. - REP																			
Albert ROBINSON	12	16	28	34	21	19	38	32	51	66	41	34	61	26	69	57	47	63	682
Michael BRYANT	9	10	19	11	12	13	22	13	28	44	13	12	36	12	24	21	18	28	324
STATE REPRESENTATIVE - 91st Rep. Dist. - REP																			
Randall S. CHRISTOPHER	10	19	29	35	25	26	45	35	59	79	47	34	64	26	54	61	48	69	736
Gary "Toby" HERALD	12	9	21	14	7	7	20	14	25	36	8	15	36	12	39	23	18	27	322
CITY COUNCIL - City of Irvine - REP																			
William Harold FRIEND	1	3	4	27	23	19	38												111
O'Brene RICHARDSON	2	3	5	35	24	20	45												129
Glenwood "Woody" TIPTON	2	3	5	31	21	23	36												116
Tommy Joe "Tobe" BRYANT	2	2	4	39	25	24	46												138
Tim BURKHART	2	3	5	37	24	22	45												133
Billy D. ARTHUR	2	2	4	35	30	26	43												138
Nelle B. WILLIAMS	2	3	5	33	23	18	45												124
PRESIDENT of the UNITED STATES - DEM																			
Martin J. O'MALLEY	0	1	1	1	2	0	2	1	0	0	0	1	1	0	1	0	0	2	12
Bernard "Bernie" SANDERS	3	5	8	18	21	12	14	22	22	25	23	16	83	19	44	32	23	58	440
Hillary CLINTON	18	4	22	20	17	24	21	24	39	34	10	24	59	12	48	19	25	48	446
Roque Rocky DE LA FUENTE	0	1	1	0	0	0	0	0	0	0	0	0	0	1	0	0	0	1	3
"UNCOMMITTED"	1	2	3	0	2	2	1	3	2	6	1	2	6	0	4	2	1	1	36
UNITED STATES SENATOR - DEM																			
Grant T. SHORT	1	2	3	0	3	1	0	3	3	0	3	1	7	1	7	3	0	2	37
Sellus WILDER	0	1	1	3	5	5	6	4	5	5	0	2	14	1	8	6	5	7	83
Jim GRAY	19	5	24	31	30	28	26	36	47	48	26	24	103	19	76	35	37	85	685
Rory HOULIHAN	0	0	0	0	1	2	1	0	0	4	0	2	3	0	2	1	1	2	19
Jeff KENDER	0	0	0	1	0	1	0	0	1	1	0	1	3	1	1	3	2	1	16
Ron LEACH	1	2	3	1	3	1	1	1	5	4	3	3	1	2	2	4	3	8	51
Tom RECKTENWALD	0	2	2	0	0	0	1	0	1	0	0	0	2	0	0	0	0	0	6
U.S. REP. in CONGRESS - 6th Cong. Dist. - DEM																			
Nancy Jo KEMPER	15	6	21	24	28	23	17	28	31	34	16	25	85	18	60	26	32	54	527
Michael COBLENZ	4	4	8	1	4	4	4	4	3	4	2	3	6	5	9	6	3	12	78
Geoffrey M. "Geoff" YOUNG	2	1	3	12	9	10	11	12	25	19	10	12	41	7	20	16	10	37	254

RECEIVED
MAY 23 2016
Kentucky Board of Elections

Thank You
Sara
Gary Freeman

Cumulative Report — Unofficial

PRESIDENTIAL PREFERENCE AND REGULAR PRIMARY — OFFICIAL BALLOT FOR ESTILL COUNTY — May 17, 2016

05/17/2016 06:54 PM

Total Number of Voters : 2,054 of 0 = 0.00%

Precincts Reporting 16 of 16 = 100.00%

Party	Candidate	Absentee		Early		Election		Total	
UNITED STATES SENATOR, Vote For 1									
	Stephen Howard SLAUGHTER	0	0.00%	0	0.00%	97	9.38%	97	9.38%
	James R. GOULD	0	0.00%	0	0.00%	113	10.93%	113	10.93%
	Rand PAUL	0	0.00%	0	0.00%	824	79.69%	824	79.69%
	Cast Votes:	0	0.00%	0	0.00%	1,034	94.69%	1,034	94.69%
	Over Votes:	0	0.00%	0	0.00%	0	0.00%	0	0.00%
	Under Votes:	0	0.00%	0	0.00%	58	5.31%	58	5.31%
UNITED STATES REPRESENTATIVE in CONGRESS 6th Congressional District, Vote For 1									
	Roger Q. BRILL	0	0.00%	0	0.00%	128	12.03%	128	12.03%
	Andy BARR	0	0.00%	0	0.00%	936	87.97%	936	87.97%
	Cast Votes:	0	0.00%	0	0.00%	1,064	97.44%	1,064	97.44%
	Over Votes:	0	0.00%	0	0.00%	0	0.00%	0	0.00%
	Under Votes:	0	0.00%	0	0.00%	28	2.56%	28	2.56%
STATE SENATOR 21st Senatorial District, Vote For 1									
	Albert ROBINSON	0	0.00%	0	0.00%	682	67.66%	682	67.66%
	Michael BRYANT	0	0.00%	0	0.00%	326	32.34%	326	32.34%
	Cast Votes:	0	0.00%	0	0.00%	1,008	92.31%	1,008	92.31%
	Over Votes:	0	0.00%	0	0.00%	0	0.00%	0	0.00%
	Under Votes:	0	0.00%	0	0.00%	84	7.69%	84	7.69%
STATE REPRESENTATIVE 91st Representative District, Vote For 1									
	Randall S. CHRISTOPHER	0	0.00%	0	0.00%	736	69.57%	736	69.57%
	Gary "Toby" HERALD	0	0.00%	0	0.00%	322	30.43%	322	30.43%
	Cast Votes:	0	0.00%	0	0.00%	1,058	96.89%	1,058	96.89%
	Over Votes:	0	0.00%	0	0.00%	0	0.00%	0	0.00%
	Under Votes:	0	0.00%	0	0.00%	34	3.11%	34	3.11%

RECEIVED
MAY 23 2016
State Board of Elections

Cumulative Report — Unofficial

PRESIDENTIAL PREFERENCE AND REGULAR PRIMARY — OFFICIAL BALLOT FOR ESTILL COUNTY — May 17, 2016

05/17/2016 06:54 PM

Total Number of Voters : 2,054 of 0 = 0.00%

Precincts Reporting 16 of 16 = 100.00%

Party	Candidate	Absentee		Early		Election		Total	
CITY COUNCIL City of Irvine, Vote For 6									
	William Harold FRIEND	0	0.00%	0	0.00%	111	12.49%	111	12.49%
	O'Brene RICHARDSON	0	0.00%	0	0.00%	129	14.51%	129	14.51%
	Glenwood "Woody" TIPTON	0	0.00%	0	0.00%	116	13.05%	116	13.05%
	Tommy Joe "Tobo" BRYANT	0	0.00%	0	0.00%	138	15.52%	138	15.52%
	Tim BURKHART	0	0.00%	0	0.00%	133	14.96%	133	14.96%
	Billy D. ARTHUR	0	0.00%	0	0.00%	138	15.52%	138	15.52%
	Nelle B. WILLIAMS	0	0.00%	0	0.00%	124	13.95%	124	13.95%
	Cast Votes:	0	0.00%	0	0.00%	889	75.21%	889	75.21%
	Over Votes:	0	0.00%	0	0.00%	0	0.00%	0	0.00%
	Under Votes:	0	0.00%	0	0.00%	293	24.79%	293	24.79%
PRESIDENT of the UNITED STATES, Vote For 1									
	Martin J. O'MALLEY	0	0.00%	0	0.00%	12	1.28%	12	1.28%
	Bernard "Bernie" SANDERS	0	0.00%	0	0.00%	440	46.96%	440	46.96%
	Hillary CLINTON	0	0.00%	0	0.00%	446	47.60%	446	47.60%
	Roque Rocky DE LA FUENTE	0	0.00%	0	0.00%	3	0.32%	3	0.32%
	"UNCOMMITTED"	0	0.00%	0	0.00%	36	3.84%	36	3.84%
	Cast Votes:	0	0.00%	0	0.00%	937	97.40%	937	97.40%
	Over Votes:	0	0.00%	0	0.00%	0	0.00%	0	0.00%
	Under Votes:	0	0.00%	0	0.00%	25	2.60%	25	2.60%
UNITED STATES SENATOR, Vote For 1									
	Grant T. SHORT	0	0.00%	0	0.00%	37	4.12%	37	4.12%
	Sellus WILDER	0	0.00%	0	0.00%	83	9.25%	83	9.25%
	Jim GRAY	0	0.00%	0	0.00%	685	76.37%	685	76.37%
	Rory HOULIHAN	0	0.00%	0	0.00%	19	2.12%	19	2.12%
	Jeff KENDER	0	0.00%	0	0.00%	16	1.78%	16	1.78%
	Ron LEACH	0	0.00%	0	0.00%	51	5.69%	51	5.69%
	Tom RECKTENWALD	0	0.00%	0	0.00%	6	0.67%	6	0.67%
	Cast Votes:	0	0.00%	0	0.00%	897	93.24%	897	93.24%
	Over Votes:	0	0.00%	0	0.00%	0	0.00%	0	0.00%
	Under Votes:	0	0.00%	0	0.00%	65	6.76%	65	6.76%

Cumulative Report — Unofficial

PRESIDENTIAL PREFERENCE AND REGULAR PRIMARY — OFFICIAL BALLOT FOR ESTILL COUNTY — May 17, 2016

05/17/2016 06:54 PM

Total Number of Voters : 2,054 of 0 = 0.00%

Precincts Reporting 16 of 16 = 100.00%

Party	Candidate	Absentee		Early		Election		Total	
UNITED STATES REPRESENTATIVE in CONGRESS 6th Congressional District, Vote For 1									
	Nancy Jo KEMPER	0	0.00%	0	0.00%	522	61.12%	522	61.12%
	Michael COBLENZ	0	0.00%	0	0.00%	78	9.13%	78	9.13%
	Geoffrey M. "Geoff" YOUNG	0	0.00%	0	0.00%	254	29.74%	254	29.74%
	Cast Votes:	0	0.00%	0	0.00%	854	88.77%	854	88.77%
	Over Votes:	0	0.00%	0	0.00%	0	0.00%	0	0.00%
	Under Votes:	0	0.00%	0	0.00%	108	11.23%	108	11.23%

REPORT DATE 11/03/2015
TIME 20:12:38

TOTAL RECAP OF VOTES - NOVEMBER 03, 2015 ELECTION

FAYETTE COUNTY, KENTUCKY

TOTAL PUBLIC COUNTER =	69,259
ABSENTEE BALLOTS =	1,751
TOTAL NO. VOTING =	71,010
NO. REG. VOTERS =	213,625
VOTING PERCENTAGE =	33%

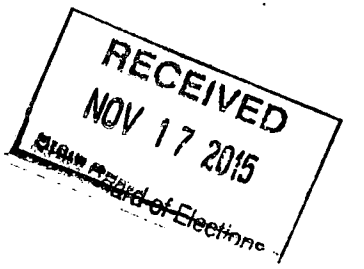

GOVERNOR/LT. GOVERNOR

Jack CONWAY / Sannie OVERLY	38220	55%
Matt BEVIN / Jenean HAMPTON	27788	40%
Drew CURTIS / Heather CURTIS	3945	6%
Blackii Effing WHYTE / Philip JACOBS	4	0%
Gatewood B. GATEWOOD / Elisabeth ANDERSON	3	0%
TOTAL	69960	

SECRETARY OF STATE

Alison Lundergan GRIMES	42924	62%
Stephen L. KNIPPER	26759	38%
TOTAL	69683	

ATTORNEY GENERAL

Andy BESHEAR	41257	60%
Whitney H. WESTERFIELD	28077	40%
TOTAL	69334	

AUDITOR OF PUBLIC ACCTS

Adam H. EDELEN	41734	61%
Mike HARMON	26647	39%
TOTAL	68381	

TREASURER

Allison BALL	36792	54%
Rick NELSON	31296	46%
TOTAL	68088	

COMM. OF AGRICULTURE

Ryan F. QUARLES	35515	52%
Jean-Marie LAWSON SPANN	32879	48%
TOTAL	68394	

TABULATED & PREPARED BY THE FAYETTE COUNTY CLERKS OFFICE
DONALD W. BLEVINS JR
NOVEMBER 03, 2015

REPORT DATE 11/03/2015
TIME 20:12:38

TOTAL RECAP OF VOTES - NOVEMBER 03, 2015 ELECTION

FAYETTE COUNTY, KENTUCKY

TOTAL PUBLIC COUNTER	=	69,259
ABSENTEE BALLOTS	=	1,751
TOTAL NO. VOTING	=	71,010
NO. REG. VOTERS	=	213,625
VOTING PERCENTAGE	=	33%

COUNCIL - DIST 1

James BROWN	2628	82%
James E. "Jim" BURTON	572	18%
TOTAL	3200	

TABULATED & PREPARED BY THE FAYETTE COUNTY CLERKS OFFICE
DONALD W. BLEVINS JR
NOVEMBER 03, 2015

REPORT DATE 11/03/2015 PRECINCT TOTALS FOR NOVEMBER 03, 2015 ELECTION TIME 20:12:52
FAYETTE COUNTY, KENTUCKY

PRECINCT NAME	PUBLIC COUNTER	GOV/LT. GOV BEVIN HAMPTON	CONWAY OVERLY	CURTIS CURTIS	WHYTE JACOBS	GATEWOOD ANDERSON
ALABAMA	239	26	187	23		
ALEXANDRIA	193	78	104	7		
ALSAB	129	20	99	7		
AMBERLEY	325	167	142	14		
AMHERST	206	92	104	8		
AQUEDUCT	174	62	91	19		
ARLINGTON	80	19	49	11		
ARMORY	370	244	107	15		
ASCOT	257	88	146	18	2	
ASHBROOKE	325	178	127	15		
ASHLAND AVENUE	399	90	288	15		
ASPENDALE-BLUEGRASS	136	22	104	5		
ATWOOD	228	131	88	8		
AUTUMN RIDGE	216	94	107	11		
AYLESFORD	207	38	147	20		
BARKER	280	99	158	21		
BARKLEY	374	117	218	35		
BARREN RIVER	121	47	60	11		
BAY MEADOWS	311	138	144	22		
BAY SPRINGS PARK	206	98	101	6		
BAYSWATER	401	184	192	20		
BEAUMONT	272	131	114	16		
BEAUMONT CENTRE	147	63	70	11		
BEAVER PLACE	158	68	77	11		
BELL SCHOOL HOUSE	136	81	47	8		
BILOXI	200	66	114	16		
BLACKHORSE	459	258	179	12		
BLAIRMORE	234	91	129	10		
BLUE ACRES	315	93	203	16		
BLUEBERRY HILLS	197	87	86	20		
BOONE STATION	307	152	135	12		
BRANDYWINE	169	59	101	7		
BRECKINRIDGE	152	54	89	6		
BRIDGEMONT	361	189	158	13		
BRIGADOON	242	106	118	15		
BROADMOOR	411	218	183	7		
BROOKEWIND	180	60	104	15		
BROOKHAVEN	256	80	157	15		
BRYAN STATION	207	101	89	10		
BUCKHORN	320	144	156	13		
BUNKER	44	11	28	5		
BURKEWOOD	139	64	61	11		
CAMPSIE	258	28	206	17		
CARDINAL RUN	295	117	160	17		
CARDINAL VALLEY	104	34	59	9		
CASTLEGATE	378	160	194	16		
CASTLEWOOD	204	54	122	21		1
CAVE HILL	286	114	153	11		
CAYWOOD	108	32	70	3		
CEDAR RUN	195	49	123	19		
CENTURY HILLS	190	67	109	12		
CHARWOOD	317	154	146	12		

RECEIVED
NOV 17 2015
Fayette County Board of Elections

REPORT DATE 11/03/2015 PRECINCT TOTALS FOR NOVEMBER 03, 2015 ELECTION TIME 20:12:52
FAYETTE COUNTY, KENTUCKY

PRECINCT NAME	PUBLIC COUNTER	GOV/LT. GOV BEVIN HAMPTON	CONWAY OVERLY	CURTIS CURTIS	WHYTE JACOBS	GATEWOOD ANDERSON
CHATSWORTH	124	50	63	8		
CHESTNUT HILL	311	142	147	20		
CHETFORD	279	138	125	11		
CHEVY CHASE	380	105	252	17		
CHILESBURG	243	143	90	9		
CHINOE	275	94	166	13		
CLAYS MILL	210	72	117	21		
CLEMENS HTS	265	115	137	12		
CLIFTON	119	19	93	6		
COOLAVIN	246	29	191	21		
COPPER CREEK	329	178	135	15		
COVE LAKE	122	42	67	9		
COVENTRY	189	75	100	11		
CRESTVIEW	195	62	116	13		
CRYSTAL FALLS	240	81	138	16		
DEEP SPRINGS	221	99	105	14		
DEER CROSSING	295	151	129	13		
DEERFIELD	209	76	112	17		
DELAWARE	171	57	101	11		
DENALI	206	85	105	12		
DONERAIL	113	58	47	5		
DOUGLAS-WASHINGTON	207	16	180	2		
DUKE	353	95	236	20		
DUNBAR	265	121	128	11		
EAST HILLS	312	136	154	18		
EAST LAKE	219	97	104	15		
EASTLAND	86	24	53	5		
ECTON PARK	364	169	184	8		
EDGEWATER	364	195	149	10		
ELLERSLIE	166	67	94	3		
ENGLISH STATION	229	129	92	6		
ENTERPRISE	3		3			
FAIRGROUNDS	114	31	74	9		
FAIRHAVEN	402	185	188	28		
FAIRLAWN	228	68	129	28		
FAIRWAY	255	88	140	23	1	
FERNDALE	163	65	92	3		
FIDDLER CREEK	289	123	150	15		
FOLEYS TRAIL	303	160	125	16		
FONTAINE	344	88	235	16		
FORTUNE HILL	208	78	112	14		
FOUR WYNDS	217	91	113	11		
FOX HARBOUR	253	129	105	12		
FOXE BASIN	186	84	85	15		
GAINESWAY	167	51	100	12		
GARDEN SPRINGS	253	93	135	19		
GIBSON PARK	112	35	65	11		
GINGERMILL	332	162	143	21		
GLENDOVER	272	97	151	21		
GLENVIEW	318	157	136	21		
GOLDON TROPHY	241	121	107	10		
GOODRICH	387	70	283	30		

REPORT DATE 11/03/2015 PRECINCT TOTALS FOR NOVEMBER 03, 2015 ELECTION TIME 20:12:52
FAYETTE COUNTY, KENTUCKY

PRECINCT NAME	PUBLIC COUNTER	GOV/LT. GOV BEVIN HAMPTON	CONWAY OVERLY	CURTIS CURTIS	WHYTE JACOBS	GATEWOOD ANDERSON
GRAY HAWK	154	63	84	6		
GREEN ACRES	247	13	216	7		
GREENBRIER	290	179	98	12		
GREENWAY	222	99	98	24		
GRIFFIN GATE	206	83	110	4		
GROVES POINT	161	46	103	8		1
HAMPTON COURT	291	41	226	21		
HARRODS HILL	373	159	192	18		
HARRODS VIEW	278	162	98	10		
HARTLAND	444	264	167	7		
HEADLEY GREEN	346	116	206	20		
HEARTWOOD	183	86	93	3		
HELM	335	173	139	15		
HEMINGWAY	365	196	154	10		
HERMITAGE	256	84	150	13		
HIDDEN WOODS	148	76	68	4		
HIGHLANDS	303	76	197	20		
HILL N DALE	228	88	117	18		
HOLIDAY HILLS	220	84	125	8		
HOLLOW CREEK	149	14	124	7		
HOLLYBERRY	240	136	89	13		
HOLLYWOOD	190	36	140	12		1
HOPEWELL PARK	319	99	189	22		
HORSE PARK	121	59	57	3		
IDLE HOUR	167	60	93	9		
IMPERIAL	98	20	72	5		
INDIAN HILLS	318	135	162	17		
JOHNSON HEIGHTS	212	47	134	24		
JULIA R EWAN	268	90	158	15		
JULIUS MARKS	140	8	121	6		
KEITHSHIRE	376	173	175	24		
KENESAW VILLAGE	231	120	99	10		
KENLOCK	240	102	118	18		
KEYS	166	50	102	12		
KINGSTON	214	106	94	9		
KINGSWOOD	239	67	156	16		
KIRKLEVINGTON	111	33	72	5		
KITTIWAKE	174	53	110	9		
LAFAYETTE	289	88	179	18	1	
LAKETOWER	170	51	103	14		
LAKEVIEW	325	155	151	15		
LANE ALLEN	304	115	169	17		
LANSDOWNE	204	96	98	8		
LAREDO	210	71	119	18		
LAURELWOOD	333	160	155	13		
LAWRENCE	152	22	116	12		
LEAWOOD	245	77	154	11		
LEE ADAMS	211	108	85	14		
LEVI TODD	245	125	107	13		
LIBERTY STATION	226	86	130	5		
LOCUST BLOSSOM	115	38	70	6		
MAGNOLIA GARDENS	261	140	108	8		

REPORT DATE 11/03/2015 PRECINCT TOTALS FOR NOVEMBER 03, 2015 ELECTION TIME 20:12:52
FAYETTE COUNTY, KENTUCKY

PRECINCT NAME	PUBLIC COUNTER	GOV/LT. GOV BEVIN HAMPTON	CONWAY OVERLY	CURTIS CURTIS	WHYTE JACOBS	GATEWOOD ANDERSON
MAJESTIC VIEW	255	98	135	17		
MALABU	282	93	169	18		
MAN O WAR	174	78	86	7		
MANY OAKS PARK	214	99	106	8		
MAPLELEAF	184	57	106	18		
MARKET GARDEN	173	52	107	11		
MARLBORO	202	31	162	6		
MARY TODD	152	64	76	7		
MEADOW LANE	107	35	64	7		
MEADOWTHORPE	293	84	178	28		
MERRICK	288	110	150	21		
MILLCREEK	106	32	70	4		
MINT HILL	298	164	118	12		
MONTAVESTA	290	115	160	13		
MONTCLAIR	168	50	111	4		
MONTICELLO	243	103	114	20		
MOORELAND	127	60	59	8		
MT. FORAKER	70	21	44	5		
MT. RAINIER	208	96	92	16		
MT. RUSHMORE	133	48	77	6		
MT. VERNON	291	78	193	18		
N. ELKHORN	90	45	33	12		
NEEDLERUSH	359	174	164	15		
NIAGARA	180	66	101	10		
NORTH POINTE	307	92	184	23		
NORTHERN	248	88	151	6		
OAKS	278	100	159	14		
OAKWOOD	187	6	169	6		
OHIO-WALNUT	248	21	206	10		
OLD FARM	222	72	133	16		
OPEN GATES	372	176	177	16		
ORCHARD GRASS	224	117	97	9		
OXFORD	195	56	127	11		
PALMETTO	400	200	182	14		
PALOMAR	368	179	174	9		
PARK HILLS	185	70	102	11		
PARK PLACE	170	58	101	8		
PARKER MEADOWS	354	156	177	18		
PASADENA	230	80	135	13		
PASSAGE MOUND	142	72	64	6		
PATCHEN VILLAGE	198	62	115	18		
PERSHING	184	58	105	20		
PHOENIX PARK	184	35	134	12		
PICADOME	215	59	135	20		
PINE MEADOWS	251	88	150	11		
PINNACLE	353	160	172	15		
PLAINVIEW	258	71	154	27		
PLANTATION	330	135	171	20		
PLEASANT GROVE	244	126	99	15		
PRESTON INN	221	32	176	9		
RADCLIFFE	146	24	113	4		
RAVEN RUN	174	91	76	6		

REPORT DATE 11/03/2015 PRECINCT TOTALS FOR NOVEMBER 03, 2015 ELECTION TIME 20:12:52
FAYETTE COUNTY, KENTUCKY

PRECINCT NAME	PUBLIC COUNTER	GOV/LT. GOV BEVIN HAMPTON	CONWAY OVERLY	CURTIS CURTIS	WHYTE JACOBS	GATEWOOD ANDERSON
RED CLOVER	330	88	210	30		
RED LEAF	179	65	104	6		
RED STONE	136	53	67	15		
RHODORA RIDGE	174	54	102	15		
RICHMOND ROAD	132	38	80	13		
RIDGEBROOK	227	99	113	13		
RIO DOSA	255	84	149	15		
ROBINWOOD	283	136	109	36		
ROCKMINSTER	295	154	127	8		
ROLLING CREEK	295	154	122	16		
ROOKWOOD	243	111	113	15		
ROSEWOOD	136	42	84	6		
ROTHBURY	263	162	88	7		
SADDLEBROOK	101	29	67	4		
SAYRE VILLAGE	268	107	139	17		
SCENICVIEW	417	223	174	19		
SEVEN PARKS	285	79	182	20		
SHADELAND	368	142	211	13		
SHADY LANE	376	100	258	14		
SHAKER RUN	217	117	90	10		
SHANDON PARK	185	70	104	7		
SHEFFIELD PLACE	222	128	88	5		
SHILLITO	215	106	94	13		
SHRINE	320	154	143	12		
SILVER CREEK	213	73	122	17		
SILVERBELL	222	100	104	18		
SKYCREST	266	88	155	22		
SOUTHEASTERN HILLS	244	102	122	15		
SOUTHVIEW	314	145	144	18		
SPRINGHOUSE	188	70	102	13		
SQUIRE OAK	364	145	190	26		
ST. MARTINS	237	47	176	6		
STALLION RUN	151	53	87	9		
STEPHEN FOSTER	174	76	89	3		
STONE	294	124	141	22		
STONE CREEK	301	159	119	18		
STONEWALL	226	101	106	13		
SUMMERHILL	233	89	124	18		
SUNGALE	290	143	129	15		
TABORLAKE	348	162	174	11		
TATES CREEK	336	112	189	28		
TATESBROOK	176	72	89	15		
TELLURIDE	191	88	93	8		
THE COLONY	424	179	218	19		
TOWERS	34	11	23			
TOWN BRANCH	329	98	188	34		
TRAILSIDE	232	96	115	16		
TRIANGLE PARK	183	32	140	8		
TUDOR	307	143	141	21		
TURFLAND	260	113	123	20		
TURTLE CREEK	251	123	112	14		
TWIN OAKS	325	163	139	20		

REPORT DATE 11/03/2015

PRECINCT TOTALS FOR NOVEMBER 03, 2015 ELECTION
FAYETTE COUNTY, KENTUCKY

TIME 20:12:52

PRECINCT NAME	PUBLIC COUNTER	GOV/LT. GOV BEVIN HAMPTON	CONWAY OVERLY	CURTIS CURTIS	WHYTE JACOBS	GATEWOOD ANDERSON
VALLEY BROOK	273	107	144	19		
VALLEY FARM	110	5	101	2		
VERSAILLES ROAD	213	65	125	16		
VICTORY	336	60	249	21		
VILLA	245	86	133	21		
VILLAGE	47	9	29	7		
WALDEN GROVE	214	66	129	17		
WALNUT CREEK	243	103	130	9		
WALNUT HILL	193	122	61	8		
WALTON	465	59	372	31		
WARFIELD PLACE	168	60	97	6		
WAVERLY	235	112	104	15		
WELLINGTON GARDENS	267	134	125	3		
WEST MAIN	137	28	95	10		
WESTMORLAND	234	107	113	9		
WHISPERING HILLS	86	20	63	2		
WHITE PINE	199	93	88	16		
WHITEBERRY	185	72	92	19		
WILDWOOD	230	121	91	14		
WILKES RUN	353	147	180	15		
WILLOW OAK	261	137	109	11		
WINBURN	196	22	156	10		
WINDING OAK	185	51	119	13		
WINDSTAR	357	203	137	15		
WINTER GARDEN	139	48	74	12		
WOLF RUN	299	101	176	17		
WOODFIELD	246	115	120	8		
WOODLAND	442	78	344	15		
WOODSPOINT	157	50	89	13		
WYNDSONG	334	184	133	17		
ZANDALE	315	110	182	21		
MACHINE TOTAL	69259	27155	37179	3886	4	3
ABSENTEE TOTAL	1751	633	1041	59		
GRAND TOTAL	71010	27788	38220	3945	4	3

TABULATED & PREPARED BY THE FAYETTE COUNTY CLERKS OFFICE
DONALD W. BLEVINS JR
NOVEMBER 03, 2015

REPORT DATE 11/03/2015

PRECINCT TOTALS FOR NOVEMBER 03, 2015 ELECTION
FAYETTE COUNTY, KENTUCKY

TIME 20:12:52

PRECINCT NAME	PUBLIC COUNTER	SEC. OF STATE KNIPPER	SEC. OF STATE GRIMES	ATTY. GENERAL WESTERFIELD	ATTY. GENERAL BESHEAR	STATE AUDITOR HARMON	STATE AUDITOR EDELEN
ALABAMA	239	23	208	22	205	24	200
ALEXANDRIA	193	74	112	71	114	60	123
ALSAB	129	18	108	21	105	22	102
AMBERLEY	325	158	164	164	160	155	160
AMHERST	206	84	118	84	120	80	120
AQUEDUCT	174	56	111	63	103	61	103
ARLINGTON	80	23	56	23	56	27	53
ARMORY	370	229	131	231	127	230	122
ASCOT	257	77	177	79	174	82	167
ASHBROOKE	325	153	168	163	153	152	161
ASHLAND AVENUE	399	88	305	99	289	72	313
ASPENDALE-BLUEGRASS	136	17	114	21	108	22	109
ATWOOD	228	126	101	131	96	119	103
AUTUMN RIDGE	216	83	129	91	119	90	117
AYLESFORD	207	36	166	42	159	42	156
BARKER	280	85	188	90	182	90	181
BARKLEY	374	114	253	120	245	112	242
BARREN RIVER	121	56	62	57	61	51	63
BAY MEADOWS	311	130	173	138	160	144	150
BAY SPRINGS PARK	206	91	114	95	110	101	101
BAYSWATER	401	182	216	198	194	170	222
BEAUMONT	272	129	136	132	128	114	144
BEAUMONT CENTRE	147	57	85	60	78	62	79
BEAVER PLACE	158	61	93	75	80	76	76
BELL SCHOOL HOUSE	136	83	51	77	57	67	62
BILOXI	200	67	124	61	131	59	134
BLACKHORSE	459	240	210	240	209	235	205
BLAIRMORE	234	100	127	103	124	94	131
BLUE ACRES	315	76	231	80	224	76	226
BLUEBERRY HILLS	197	86	108	95	99	93	101
BOONE STATION	307	131	169	145	154	139	155
BRANDYWINE	169	67	102	66	103	73	94
BRECKINRIDGE	152	42	106	45	104	44	101
BRIDGEMONT	361	180	177	189	167	182	163
BRIGADOON	242	100	136	110	126	100	133
BROADMOOR	411	207	196	214	189	195	203
BROOKEWIND	180	53	123	56	122	60	118
BROOKHAVEN	256	85	169	92	160	71	175
BRYAN STATION	207	90	113	92	108	91	103
BUCKHORN	320	143	170	153	155	143	164
BUNKER	44	15	29	14	30	18	26
BURKEWOOD	139	56	81	59	73	58	71
CAMPSIE	258	27	227	29	218	28	216
CARDINAL RUN	295	108	182	118	173	104	183
CARDINAL VALLEY	104	29	75	31	69	37	64
CASTLEGATE	378	155	218	168	204	134	234
CASTLEWOOD	204	52	146	55	136	53	142
CAVE HILL	286	103	175	112	166	104	173
CAYWOOD	108	30	73	32	71	34	71
CEDAR RUN	195	49	142	49	140	48	141
CENTURY HILLS	190	70	118	65	122	68	115
CHARWOOD	317	151	161	162	152	157	156

REPORT DATE 11/03/2015 PRECINCT TOTALS FOR NOVEMBER 03, 2015 ELECTION TIME 20:12:52
FAYETTE COUNTY, KENTUCKY

PRECINCT NAME	PUBLIC COUNTER	SEC. OF STATE KNIPPER	SEC. OF STATE GRIMES	ATTY. GENERAL WESTERFIELD	ATTY. GENERAL BESHEAR	STATE AUDITOR HARMON	STATE AUDITOR EDELEN
CHATSWORTH	124	49	70	47	72	42	76
CHESTNUT HILL	311	128	178	143	162	136	166
CHETFORD	279	141	136	141	134	133	139
CHEVY CHASE	380	96	280	108	265	88	279
CHILESBURG	243	137	101	133	106	139	98
CHINOE	275	95	175	109	160	91	174
CLAYS MILL	210	77	131	71	139	72	133
CLEMENS HTS	265	118	147	128	135	108	151
CLIFTON	119	18	98	21	95	22	90
CODLAVIN	246	27	207	32	200	32	202
COPPER CREEK	329	177	148	175	148	171	141
COVE LAKE	122	34	84	39	78	40	78
COVENTRY	189	70	116	71	113	70	114
CRESTVIEW	195	61	128	61	125	68	118
CRYSTAL FALLS	240	78	158	82	151	85	141
DEEP SPRINGS	221	89	129	95	122	92	122
DEER CROSSING	295	140	148	152	136	154	129
DEERFIELD	209	69	135	69	130	74	125
DELAWARE	171	57	107	50	114	51	112
DENALI	206	92	112	88	110	90	108
DONERAIL	113	55	55	55	55	52	58
DOUGLAS-WASHINGTON	207	10	186	16	183	21	175
DUKE	353	104	247	97	249	91	251
DUNBAR	265	125	136	131	131	125	136
EAST HILLS	312	116	195	137	171	124	182
EAST LAKE	219	87	130	101	112	90	116
EASTLAND	86	20	64	27	57	20	63
ECTON PARK	364	166	195	174	188	146	208
EDGEWATER	364	179	178	180	176	174	181
ELLERSLIE	166	71	93	71	88	68	92
ENGLISH STATION	229	127	100	137	91	128	94
ENTERPRISE	3		3		3		3
FAIRGROUNDS	114	23	89	26	83	27	84
FAIRHAVEN	402	160	238	190	206	178	211
FAIRLAWN	228	65	158	61	158	64	153
FAIRWAY	255	98	154	98	152	92	157
FERNDALE	163	59	102	64	96	58	97
FIDDLER CREEK	289	117	168	119	165	124	154
FOLEYS TRAIL	303	150	147	172	126	154	139
FONTAINE	344	85	253	85	255	83	248
FORTUNE HILL	208	72	133	82	122	92	108
FOUR WYNDS	217	78	135	86	124	85	121
FOX HARBOUR	253	124	122	136	110	123	121
FOXE BASIN	186	71	114	77	101	72	102
GAINESWAY	167	45	117	53	107	47	109
GARDEN SPRINGS	253	95	148	99	142	85	153
GIBSON PARK	112	34	72	39	69	37	65
GINGERMILL	332	164	162	166	159	164	152
GLENDOVER	272	104	163	97	167	85	174
GLENVIEW	318	162	147	158	146	150	140
GOLDON TROPHY	241	103	132	114	123	114	119
GOODRICH	387	64	318	70	311	69	303

REPORT DATE 11/03/2015

PRECINCT TOTALS FOR NOVEMBER 03, 2015 ELECTION
FAYETTE COUNTY, KENTUCKY

TIME 20:12:52

PRECINCT NAME	PUBLIC COUNTER	SEC. OF STATE		ATTY. GENERAL		STATE AUDITOR	
		KNIPPER	GRIMES	WESTERFIELD	BESHEAR	HARMON	EDELEN
GRAY HAWK	154	58	95	59	92	59	91
GREEN ACRES	247	13	227	8	219	12	212
GREENBRIER	290	161	124	169	117	161	119
GREENWAY	222	105	116	100	119	101	119
GRIFFIN GATE	206	88	115	85	118	80	119
GROVES POINT	161	44	112	49	106	52	100
HAMPTON COURT	291	52	236	43	242	40	244
HARRODS HILL	373	157	215	168	199	151	213
HARRODS VIEW	278	157	114	164	105	148	115
HARTLAND	444	239	200	250	187	231	200
HEADLEY GREEN	346	110	221	111	221	109	224
HEARTWOOD	183	78	104	85	98	75	106
HELM	335	166	163	184	145	173	156
HEMINGWAY	365	190	171	194	163	186	171
HERMITAGE	256	87	158	96	148	83	157
HIDDEN WOODS	148	77	71	81	62	75	68
HIGHLANDS	303	73	224	91	207	85	207
HILL N DALE	228	90	134	88	127	86	126
HOLIDAY HILLS	220	78	140	86	133	76	139
HOLLOW CREEK	149	18	121	14	122	18	117
HOLLYBERRY	240	136	101	134	100	135	97
HOLLYWOOD	190	35	152	35	149	34	152
HOPEWELL PARK	319	93	219	104	207	105	206
HORSE PARK	121	58	62	56	65	54	62
IDLE HOUR	167	55	107	67	97	62	100
IMPERIAL	98	24	74	30	67	27	69
INDIAN HILLS	318	121	189	138	175	122	178
JOHNSON HEIGHTS	212	45	163	58	148	55	154
JULIA R EWAN	268	100	158	93	167	94	162
JULIUS MARKS	140	7	124	7	130	5	126
KEITHSHIRE	376	177	196	182	187	166	196
KENESAW VILLAGE	231	108	120	114	115	106	122
KENLOCK	240	104	135	111	126	110	126
KEYS	166	55	108	54	110	44	116
KINGSTON	214	96	112	97	112	96	107
KINGSWOOD	239	71	167	72	164	66	169
KIRKLEVINGTON	111	36	73	38	70	39	69
KITTIWAKE	174	55	117	52	118	60	109
LAFAYETTE	289	99	186	96	189	96	182
LAKETOWER	170	61	105	58	111	54	110
LAKEVIEW	325	147	172	158	163	127	187
LANE ALLEN	304	110	187	105	188	95	196
LANSDOWNE	204	90	111	96	107	84	116
LAREDO	210	68	137	84	119	82	121
LAURELWOOD	333	150	179	155	171	152	170
LAWRENCE	152	25	121	26	122	24	121
LEAWOOD	245	75	167	81	161	83	158
LEE ADAMS	211	100	105	104	98	101	102
LEVI TODD	245	108	133	119	123	111	123
LIBERTY STATION	226	83	139	90	128	85	129
LOCUST BLOSSOM	115	38	74	42	72	48	65
MAGNOLIA GARDENS	261	131	128	141	115	124	129

REPORT DATE 11/03/2015 PRECINCT TOTALS FOR NOVEMBER 03, 2015 ELECTION TIME 20:12:52
FAYETTE COUNTY, KENTUCKY

PRECINCT NAME	PUBLIC COUNTER	SEC. OF STATE		ATTY. GENERAL		STATE AUDITOR	
		KNIPPER	GRIMES	WESTERFIELD	BESHEAR	HARMON	EDELEN
MAJESTIC VIEW	255	99	151	101	151	95	153
MALABU	282	86	191	89	183	82	190
MAN O WAR	174	78	94	78	91	73	91
MANY OAKS PARK	214	101	112	102	112	104	106
MAPLELEAF	184	59	120	56	120	62	106
MARKET GARDEN	173	60	111	56	108	61	105
MARLBORO	202	27	170	32	168	34	160
MARY TODD	152	64	87	62	84	63	82
MEADOW LANE	107	30	73	36	68	36	67
MEADOWTHORPE	293	86	203	89	194	86	197
MERRICK	288	114	167	108	171	110	164
MILLCREEK	106	30	75	33	73	29	73
MINT HILL	298	153	138	161	130	158	128
MONTAVESTA	290	102	180	111	172	93	190
MONTCLAIR	168	52	112	59	106	51	108
MONTICELLO	243	109	129	118	119	106	131
MOORELAND	127	47	80	54	69	46	76
MT. FORAKER	70	22	48	23	44	22	44
MT. RAINIER	208	89	115	96	110	90	110
MT. RUSHMORE	133	46	82	52	76	49	77
MT. VERNON	291	83	204	80	206	79	203
N. ELKHORN	90	49	39	54	36	49	39
NEEDLERUSH	359	169	182	177	173	179	171
NIAGARA	180	66	110	64	112	63	110
NORTH POINTE	307	86	208	92	206	91	205
NORTHERN	248	80	161	90	154	80	159
OAKS	278	99	172	113	157	103	161
OAKWOOD	187	5	178	3	180	4	175
OHIO-WALNUT	248	20	219	22	213	23	204
OLD FARM	222	74	146	77	140	77	139
OPEN GATES	372	172	196	180	186	166	192
ORCHARD GRASS	224	107	115	109	115	109	111
OXFORD	195	52	134	56	130	51	136
PALMETTO	400	191	202	203	186	188	196
PALOMAR	368	165	197	170	189	152	202
PARK HILLS	185	58	121	71	113	66	110
PARK PLACE	170	63	103	62	101	60	104
PARKER MEADOWS	354	143	207	156	194	151	191
PASADENA	230	73	154	79	148	72	152
PASSAGE MOUND	142	63	79	74	66	64	73
PATCHEN VILLAGE	198	59	136	64	130	58	134
PERSHING	184	60	117	64	116	64	110
PHOENIX PARK	184	30	150	27	150	28	142
PICADOME	215	54	155	57	147	60	144
PINE MEADOWS	251	83	165	89	157	82	159
PINNACLE	353	162	187	170	179	169	172
PLAINVIEW	258	77	178	80	176	86	166
PLANTATION	330	134	190	146	174	138	183
PLEASANT GROVE	244	129	113	124	116	118	120
PRESTON INN	221	33	184	38	179	33	182
RADCLIFFE	146	20	124	22	120	18	122
RAVEN RUN	174	85	87	91	82	85	86

REPORT DATE 11/03/2015

PRECINCT TOTALS FOR NOVEMBER 03, 2015 ELECTION
FAYETTE COUNTY, KENTUCKY

TIME 20:12:52

PRECINCT NAME	PUBLIC COUNTER	SEC. OF STATE		ATTY. GENERAL		STATE AUDITOR	
		KNIPPER	GRIMES	WESTERFIELD	BESHEAR	HARMON	EDELEN
RED CLOVER	330	84	243	94	232	98	219
RED LEAF	179	67	110	71	106	64	111
RED STONE	136	56	79	63	69	58	74
RHODORA RIDGE	174	64	106	59	108	62	103
RICHMOND ROAD	132	37	93	36	94	42	83
RIDGEBROOK	227	93	131	100	118	90	129
RIO DOSA	255	87	165	88	158	88	155
ROBINWOOD	283	144	137	142	135	133	146
ROCKMINSTER	295	132	159	145	145	137	146
ROLLING CREEK	295	147	145	154	139	153	137
ROOKWOOD	243	92	145	103	134	98	137
ROSEWOOD	136	36	97	39	92	40	91
ROTHBURY	263	149	108	156	99	142	111
SADDLEBROOK	101	23	77	25	73	26	70
SAYRE VILLAGE	268	104	155	114	146	94	155
SCENICVIEW	417	231	181	240	170	218	185
SEVEN PARKS	285	87	196	79	201	85	198
SHADELAND	368	128	233	138	223	127	235
SHADY LANE	376	107	261	95	272	90	276
SHAKER RUN	217	105	112	114	103	111	104
SHANDON PARK	185	67	111	66	111	69	108
SHEFFIELD PLACE	222	118	100	116	100	103	111
SHILLITO	215	104	103	113	94	100	103
SHRINE	320	149	160	151	164	151	156
SILVER CREEK	213	65	145	77	129	74	126
SILVERBELL	222	105	116	109	112	104	112
SKYCREST	266	82	178	84	179	82	174
SOUTHEASTERN HILLS	244	94	142	100	137	100	137
SOUTHVIEW	314	142	163	150	160	134	170
SPRINGHOUSE	188	75	110	78	106	73	109
SQUIRE OAK	364	147	212	155	203	145	210
ST. MARTINS	237	44	185	44	187	43	183
STALLION RUN	151	50	100	48	102	51	98
STEPHEN FOSTER	174	60	112	65	107	65	103
STONE	294	118	167	125	162	116	164
STONE CREEK	301	145	151	162	129	136	151
STONEWALL	226	88	130	99	121	85	132
SUMMERHILL	233	93	139	95	134	100	122
SUNGALE	290	135	149	159	128	135	149
TABORLAKE	348	142	199	157	185	122	210
TATES CREEK	336	112	217	117	211	117	200
TATESBROOK	176	61	110	71	98	68	97
TELLURIDE	191	98	87	96	92	92	95
THE COLONY	424	174	244	182	235	159	250
TOWERS	34	13	21	10	24	10	23
TOWN BRANCH	329	118	200	121	196	114	196
TRAILSIDE	232	89	141	93	138	91	131
TRIANGLE PARK	183	33	146	31	144	33	140
TUDOR	307	134	171	150	152	131	167
TURFLAND	260	102	153	114	136	108	146
TURTLE CREEK	251	115	134	115	134	127	116
TWIN OAKS	325	157	166	154	166	142	174

REPORT DATE 11/03/2015 PRECINCT TOTALS FOR NOVEMBER 03, 2015 ELECTION TIME 20:12:52
FAYETTE COUNTY, KENTUCKY

PRECINCT NAME	PUBLIC COUNTER	SEC. OF STATE		ATTY. GENERAL		STATE AUDITOR	
		KNIPPER	GRIMES	WESTERFIELD	BESHEAR	HARMON	EDELEN
VALLEY BROOK	273	109	163	115	157	118	151
VALLEY FARM	110	2	104	3	101	3	98
VERSAILLES ROAD	213	60	146	57	152	65	140
VICTORY	336	68	264	73	262	73	254
VILLA	245	97	144	91	149	92	147
VILLAGE	47	14	32	10	36	12	33
WALDEN GROVE	214	62	151	66	146	64	145
WALNUT CREEK	243	91	149	97	141	92	146
WALNUT HILL	193	113	78	112	76	113	74
WALTON	465	69	389	68	387	61	383
WARFIELD PLACE	168	51	113	46	111	50	109
WAVERLY	235	103	129	110	119	99	126
WELLINGTON GARDENS	267	105	153	123	137	111	143
WEST MAIN	137	28	104	24	110	29	103
WESTMORLAND	234	107	122	118	108	107	121
WHISPERING HILLS	86	15	70	16	69	18	65
WHITE PINE	199	97	99	99	96	100	94
WHITEBERRY	185	70	109	81	100	74	100
WILDWOOD	230	113	111	111	110	118	101
WILKES RUN	353	131	210	143	201	140	198
WILLOW OAK	261	131	125	133	122	133	114
WINBURN	196	18	171	22	168	14	172
WINDING OAK	185	51	131	60	122	57	122
WINDSTAR	357	190	161	203	144	201	141
WINTER GARDEN	139	44	93	56	80	49	87
WOLF RUN	299	102	194	110	182	96	190
WOODFIELD	246	111	133	113	124	111	127
WOODLAND	442	74	359	80	353	74	356
WOODSPOINT	157	48	107	50	100	46	101
WYNDSONG	334	174	154	181	146	178	146
ZANDALE	315	115	196	115	193	109	199
MACHINE TOTAL	69259	26096	41861	27405	40212	26029	40649
ABSENTEE TOTAL	1751	663	1063	672	1045	618	1085
GRAND TOTAL	71010	26759	42924	28077	41257	26647	41734

TABULATED & PREPARED BY THE FAYETTE COUNTY CLERKS OFFICE
DONALD W. BLEVINS JR
NOVEMBER 03, 2015

REPORT DATE 11/03/2015 PRECINCT TOTALS FOR NOVEMBER 03, 2015 ELECTION TIME 20:12:52
FAYETTE COUNTY, KENTUCKY

PRECINCT NAME	PUBLIC COUNTER	STATE TREASURER BALL	STATE TREASURER NELSON	COMM. OF AGR. QUARLES	COMM. OF AGR. SPANN	UCC DIST 1 BROWN	UCC DIST 1 BURTON
ALABAMA	239	41	179	34	184	159	43
ALEXANDRIA	193	101	82	91	90		
ALSAB	129	31	92	35	89		
AMBERLEY	325	218	97	197	119		
AMHERST	206	113	87	106	95		
AQUEDUCT	174	85	80	70	93		
ARLINGTON	80	36	43	31	48	33	27
ARMORY	370	272	80	270	89		
ASCOT	257	116	131	100	147		
ASHBROOKE	325	223	94	215	101		
ASHLAND AVENUE	399	142	239	145	242		
ASPENDALE-BLUEGRASS	136	31	98	24	103	97	12
ATWOOD	228	147	75	146	80		
AUTUMN RIDGE	216	126	84	119	90		
AYLESFORD	207	62	138	61	138		
BARKER	280	134	136	129	139		
BARKLEY	374	170	179	159	196		
BARREN RIVER	121	68	45	66	49		
BAY MEADOWS	311	183	110	187	109		
BAY SPRINGS PARK	206	121	79	119	83		
BAYSWATER	401	247	142	236	155		
BEAUMONT	272	153	104	154	106		
BEAUMONT CENTRE	147	82	58	77	65		
BEAVER PLACE	158	89	62	82	68		
BELL SCHOOL HOUSE	136	98	31	100	33		
BILOXI	200	100	94	88	106		
BLACKHORSE	459	306	134	301	143		
BLAIRMORE	234	133	88	128	97		
BLUE ACRES	315	124	180	104	198	202	59
BLUEBERRY HILLS	197	115	77	112	82		
BOONE STATION	307	189	100	188	107		
BRANDYWINE	169	87	80	82	86		
BRECKINRIDGE	152	62	82	59	86		
BRIDGEMONT	361	241	102	237	105		
BRIGADOON	242	132	101	125	109		
BROADMOOR	411	276	117	269	122		
BROOKEWIND	180	84	93	88	88		
BROOKHAVEN	256	116	130	115	131		
BRYAN STATION	207	121	74	119	74		
BUCKHORN	320	210	100	182	125		
BUNKER	44	21	23	20	24		
BURKEWOOD	139	76	55	69	63		
CAMPSIE	258	49	198	45	204	146	45
CARDINAL RUN	295	181	101	158	126		
CARDINAL VALLEY	104	48	52	45	56		
CASTLEGATE	378	219	149	221	147		
CASTLEWOOD	204	76	110	60	132	129	42
CAVE HILL	286	160	115	155	122		
CAYWOOD	108	46	58	37	67		
CEDAR RUN	195	72	116	70	120		
CENTURY HILLS	190	93	92	86	101		
CHARWOOD	317	200	108	193	115		

REPORT DATE 11/03/2015 PRECINCT TOTALS FOR NOVEMBER 03, 2015 ELECTION TIME 20:12:52
FAYETTE COUNTY, KENTUCKY

PRECINCT NAME	PUBLIC COUNTER	STATE TREASURER		COMM. OF AGR.		UCC DIST 1	
		BALL	NELSON	QUARLES	SPANN	BROWN	BURTON
CHATSWORTH	124	64	53	64	50		
CHESTNUT HILL	311	187	107	183	120		
CHETFORD	279	199	73	192	82		
CHEVY CHASE	380	162	198	177	189		
CHILESBURG	243	167	73	172	69		
CHINOE	275	136	122	142	119		
CLAYS MILL	210	108	97	97	107		
CLEMENS HTS	265	167	87	150	105		
CLIFTON	119	30	81	27	86		
COOLAVIN	246	47	186	47	185	174	31
COPPER CREEK	329	225	88	207	101		
COVE LAKE	122	60	58	48	69		
COVENTRY	189	96	89	96	88		
CRESTVIEW	195	83	104	76	108		
CRYSTAL FALLS	240	116	115	104	129		
DEEP SPRINGS	221	125	86	119	97		
DEER CROSSING	295	185	94	178	102		
DEERFIELD	209	111	86	95	106		
DELAWARE	171	65	96	63	97		
DENALI	206	120	76	117	83		
DONERAIL	113	77	33	79	32		
DOUGLAS-WASHINGTON	207	25	171	21	175		
DUKE	353	157	182	153	184		
DUNBAR	265	165	92	168	92		
EAST HILLS	312	173	133	157	151		
EAST LAKE	219	128	83	123	85		
EASTLAND	86	34	49	34	51		
ECTON PARK	364	231	117	230	121		
EDGEWATER	364	228	119	235	116		
ELLERSLIE	166	96	59	104	53		
ENGLISH STATION	229	160	58	163	62		
ENTERPRISE	3		3		3		
FAIRGROUNDS	114	37	72	32	78		
FAIRHAVEN	402	237	157	233	158		
FAIRLAWN	228	97	119	82	133	125	50
FAIRWAY	255	114	134	116	131		
FERNDALE	163	84	73	84	74		
FIDDLER CREEK	289	153	126	159	121		
FOLEYS TRAIL	303	205	87	196	95		
FONTAINE	344	130	197	127	205		
FORTUNE HILL	208	112	89	105	93		
FOUR WYNDS	217	112	96	116	94		
FOX HARBOUR	253	154	87	132	108		
FOXE BASIN	186	103	73	105	72		
GAINESWAY	167	68	84	70	84		
GARDEN SPRINGS	253	121	115	116	125		
GIBSON PARK	112	45	59	44	61		
GINGERMILL	332	212	96	212	103		
GLENDOVER	272	133	121	139	121		
GLENVIEW	318	210	81	198	99		
GOLDON TROPHY	241	146	85	145	86		
GOODRICH	387	104	266	114	261		

REPORT DATE 11/03/2015

PRECINCT TOTALS FOR NOVEMBER 03, 2015 ELECTION
FAYETTE COUNTY, KENTUCKY

TIME 20:12:52

PRECINCT NAME	PUBLIC COUNTER	STATE TREASURER		COMM. OF AGR.		UCC DIST 1	
		BALL	NELSON	QUARLES	SPANN	BROWN	BURTON
GRAY HAWK	154	89	61	83	67		
GREEN ACRES	247	23	201	20	198	179	19
GREENBRIER	290	213	70	205	77		
GREENWAY	222	129	89	120	100		
GRIFFIN GATE	206	104	95	115	87		
GROVES POINT	161	72	76	62	91		
HAMPTON COURT	291	67	211	75	211	182	52
HARRODS HILL	373	227	133	212	150		
HARRODS VIEW	278	194	72	196	69		
HARTLAND	444	300	128	295	136		
HEADLEY GREEN	346	156	175	150	184		
HEARTWOOD	183	107	74	104	76		
HELM	335	222	104	217	109		
HEMINGWAY	365	245	108	236	117		
HERMITAGE	256	114	126	117	123		
HIDDEN WOODS	148	101	40	88	55		
HIGHLANDS	303	109	186	104	191		
HILL N DALE	228	115	96	106	106		
HOLIDAY HILLS	220	106	108	98	118		
HOLLOW CREEK	149	21	112	19	116	103	9
HOLLYBERRY	240	170	60	173	60		
HOLLYWOOD	190	63	122	52	128		
HOPEWELL PARK	319	142	165	139	173		
HORSE PARK	121	70	46	73	44		
IDLE HOUR	167	91	71	83	80		
IMPERIAL	98	38	58	30	66		
INDIAN HILLS	318	184	116	177	126		
JOHNSON HEIGHTS	212	75	130	80	127		
JULIA R EWAN	268	139	113	144	111		
JULIUS MARKS	140	10	123	13	119	104	6
KEITHSHIRE	376	242	117	230	132		
KENESAW VILLAGE	231	141	79	141	82		
KENLOCK	240	137	100	137	101		
KEYS	166	77	87	64	100		
KINGSTON	214	122	82	118	89		
KINGSWOOD	239	107	128	108	127		
KIRKLEVINGTON	111	53	54	53	56		
KITTIWAKE	174	81	90	77	91		
LAFAYETTE	289	119	159	110	173		
LAKETOWER	170	79	88	77	88		
LAKEVIEW	325	216	95	197	113		
LANE ALLEN	304	146	147	142	150		
LANSDOWNE	204	123	71	116	83		
LAREDO	210	98	102	87	112		
LAURELWOOD	333	208	112	210	110		
LAWRENCE	152	45	97	51	97		
LEAWOOD	245	115	121	108	130		
LEE ADAMS	211	131	72	125	79		
LEVI TODD	245	160	74	149	83		
LIBERTY STATION	226	120	98	108	110		
LOCUST BLOSSOM	115	53	59	53	59		
MAGNOLIA GARDENS	261	182	73	172	81		

REPORT DATE 11/03/2015 PRECINCT TOTALS FOR NOVEMBER 03, 2015 ELECTION TIME 20:12:52
FAYETTE COUNTY, KENTUCKY

PRECINCT NAME	PUBLIC COUNTER	STATE TREASURER BALL	STATE TREASURER NELSON	COMM. OF AGR. QUARLES	COMM. OF AGR. SPANN	UCC DIST 1 BROWN	UCC DIST 1 BURTON
MAJESTIC VIEW	255	129	120	122	129		
MALABU	282	132	136	126	144		
MAN O WAR	174	96	65	104	63		
MANY OAKS PARK	214	132	77	130	82		
MAPLELEAF	184	83	89	79	91		
MARKET GARDEN	173	72	93	69	97		
MARLBORO	202	44	150	40	149	152	20
MARY TODD	152	81	65	75	68		
MEADOW LANE	107	45	56	42	60	51	38
MEADOWTHORPE	293	137	144	129	154		
MERRICK	288	145	128	146	130		
MILLCREEK	106	41	61	38	64		
MINT HILL	298	210	72	203	76		
MONTAVESTA	290	134	140	139	139		
MONTCLAIR	168	78	78	86	77		
MONTICELLO	243	133	105	136	102		
MOORELAND	127	59	64	67	58		
MT. FORAKER	70	32	36	28	40		
MT. RAINIER	208	130	72	114	90		
MT. RUSHMORE	133	66	59	59	67		
MT. VERNON	291	114	165	120	159		
N. ELKHORN	90	68	22	64	25		
NEEDLERUSH	359	229	118	227	125		
NIAGARA	180	89	84	72	101		
NORTH POINTE	307	125	169	116	177		
NORTHERN	248	106	132	111	130		
OAKS	278	136	128	133	133		
OAKWOOD	187	10	169	9	168	159	6
OHIO-WALNUT	248	33	200	33	197	184	24
OLD FARM	222	102	112	94	120		
OPEN GATES	372	219	137	210	147		
ORCHARD GRASS	224	139	83	139	83		
OXFORD	195	76	110	75	111		
PALMETTO	400	249	124	251	125		
PALOMAR	368	226	127	224	129		
PARK HILLS	185	92	83	86	91		
PARK PLACE	170	74	91	80	83		
PARKER MEADOWS	354	199	142	178	161		
PASADENA	230	111	107	115	107		
PASSAGE MOUND	142	89	49	88	51		
PATCHEN VILLAGE	198	93	100	91	102		
PERSHING	184	93	82	86	90		
PHOENIX PARK	184	53	120	54	121		
PICADOME	215	78	126	71	136		
PINE MEADOWS	251	115	129	110	135		
PINNACLE	353	219	115	209	133		
PLAINVIEW	258	113	137	105	145		
PLANTATION	330	192	134	182	138		
PLEASANT GROVE	244	158	75	159	74		
PRESTON INN	221	53	161	52	161		
RADCLIFFE	146	37	103	28	113	103	11
RAVEN RUN	174	110	58	103	64		

REPORT DATE 11/03/2015 PRECINCT TOTALS FOR NOVEMBER 03, 2015 ELECTION TIME 20:12:52
FAYETTE COUNTY, KENTUCKY

PRECINCT NAME	PUBLIC COUNTER	STATE TREASURER BALL	STATE TREASURER NELSON	COMM. OF AGR. QUARLES	COMM. OF AGR. SPANN	UCC DIST 1 BROWN	UCC DIST 1 BURTON
RED CLOVER	330	149	168	137	182		
RED LEAF	179	97	75	97	76		
RED STONE	136	77	56	75	54		
RHODORA RIDGE	174	84	82	84	85		
RICHMOND ROAD	132	54	73	49	78		
RIDGEBROOK	227	128	93	116	105		
RIO DOSA	255	122	126	110	136		
ROBINWOOD	283	173	104	163	113		
ROCKMINSTER	295	175	107	182	100		
ROLLING CREEK	295	191	97	194	92		
ROOKWOOD	243	138	95	129	103		
ROSEWOOD	136	52	80	50	80		
ROTHBURY	263	192	61	184	67		
SADDLEBROOK	101	32	66	34	64		
SAYRE VILLAGE	268	154	100	128	122		
SCENICVIEW	417	282	121	276	127		
SEVEN PARKS	285	107	170	108	173		
SHADELAND	368	197	150	193	162		
SHADY LANE	376	146	210	145	213		
SHAKER RUN	217	132	84	132	82		
SHANDON PARK	185	82	95	81	97	77	53
SHEFFIELD PLACE	222	154	61	147	65		
SHILLITO	215	126	77	120	82		
SHRINE	320	201	101	194	113		
SILVER CREEK	213	99	104	98	106		
SILVERBELL	222	143	75	133	85		
SKYCREST	266	115	137	113	146		
SOUTHEASTERN HILLS	244	130	103	115	121		
SOUTHVIEW	314	177	130	180	122		
SPRINGHOUSE	188	107	75	99	84		
SQUIRE OAK	364	200	154	194	163		
ST. MARTINS	237	57	170	53	174		
STALLION RUN	151	67	82	63	85		
STEPHEN FOSTER	174	85	81	81	87		
STONE	294	164	120	150	132		
STONE CREEK	301	204	84	195	92		
STONEWALL	226	120	93	115	100		
SUMMERHILL	233	129	96	123	108		
SUNGALE	290	207	76	201	82		
TABORLAKE	348	194	135	196	137		
TATES CREEK	336	171	152	157	168		
TATESBROOK	176	96	72	81	89		
TELLURIDE	191	116	71	119	65		
THE COLONY	424	219	188	231	179		
TOWERS	34	12	20	17	15		
TOWN BRANCH	329	154	154	153	161		
TRAILSIDE	232	121	101	111	112		
TRIANGLE PARK	183	44	129	49	126		
TUDOR	307	192	105	185	110		
TURFLAND	260	149	103	138	111		
TURTLE CREEK	251	150	89	141	102		
TWIN OAKS	325	200	117	196	116		

REPORT DATE 11/03/2015 PRECINCT TOTALS FOR NOVEMBER 03, 2015 ELECTION TIME 20:12:52
FAYETTE COUNTY, KENTUCKY

PRECINCT NAME	PUBLIC COUNTER	STATE TREASURER BALL	STATE TREASURER NELSON	COMM. OF AGR. QUARLES	COMM. OF AGR. SPANN	UCC DIST 1 BROWN	UCC DIST 1 BURTON
VALLEY BROOK	273	143	127	134	135		
VALLEY FARM	110	9	92	7	93	90	1
VERSAILLES ROAD	213	87	117	87	118		
VICTORY	336	96	230	107	219		
VILLA	245	129	111	121	116		
VILLAGE	47	20	26	16	30		
WALDEN GROVE	214	92	115	84	124		
WALNUT CREEK	243	129	104	129	107		
WALNUT HILL	193	152	37	134	50		
WALTON	465	115	322	118	332		
WARFIELD PLACE	168	68	93	65	93		
WAVERLY	235	135	90	128	100		
WELLINGTON GARDENS	267	168	86	150	105		
WEST MAIN	137	38	96	36	96		
WESTMORLAND	234	144	83	139	89		
WHISPERING HILLS	86	23	60	23	59		
WHITE PINE	199	126	65	120	74		
WHITEBERRY	185	89	86	91	87		
WILDWOOD	230	148	73	131	88		
WILKES RUN	353	183	157	187	153		
WILLOW OAK	261	162	87	154	96		
WINBURN	196	27	159	23	164	147	12
WINDING OAK	185	82	97	79	101		
WINDSTAR	357	245	99	240	105		
WINTER GARDEN	139	66	68	53	83		
WOLF RUN	299	142	143	138	152		
WOODFIELD	246	153	83	154	86		
WOODLAND	442	129	298	132	299		
WOODSPOINT	157	67	85	53	97		
WYNDSONG	334	240	88	220	107		
ZANDALE	315	143	157	150	156		
MACHINE TOTAL	69259	35977	30437	34699	32005	2596	560
ABSENTEE TOTAL	1751	815	859	816	874	32	12
GRAND TOTAL	71010	36792	31296	35515	32879	2628	572

TABULATED & PREPARED BY THE FAYETTE COUNTY CLERKS OFFICE
DONALD W. BLEVINS JR
NOVEMBER 03, 2015

PRIMARY ELECTION FLEMING COUNTY RECAPITULATION SHEET MAY 17, 2016	ABSENTEE	TILTON	HILLTOP	FC WATER ASSOC	WALLINGFORD	POPLAR PLAINS	MUSES MILLS	MT CARMEL	WOODMAN	PVA OFFICE	MAYORS OFFICE	RINGOS MILL	HILLSBORO	PLUMMERS LANDING	GRANGE CITY	EWING	COWAN	ELIZAVILLE	FAIRVIEW	GRAND TOTAL
UNITED STATES SENATOR REP																				
Stephen Howard SLAUGHTER	1	3	3	4	2	3	2	5	2	3	1	6	2	1	4	1	0	1	2	46
James R GOULD	2	5	0	2	1	1	2	5	8	2	3	1	1	1	3	1	0	2	4	44
Rand PAUL	23	15	21	22	23	34	41	34	71	32	34	35	27	30	9	17	6	21	15	510
US REP CONGRESS 6TH DISTRICT REP																				
Roger Q BRILL	2	4	4	3	5	3	3	7	14	3	3	10	1	5	3	4	0	2	5	81
Andy BARR	25	19	20	24	21	35	43	37	67	36	35	31	29	28	13	14	7	22	16	522
STATE REP 70TH REP DISTRICT REP																				
John VANMETER	8	11	13	20	8	16	12	17	36	13	20	11	16	11	3	10	4	13	9	251
Robert BOONE	6	3	1	1	11	5	12	9	7	6	5	6	4	10	3	2	2	3	10	106
James E JOHNSON	11	8	9	6	7	11	18	18	36	19	11	22	9	8	10	5	0	8	2	218
PRESIDENT OF THE UNITED STATES DEM																				
Martin J O'MALLEY	1	2	1	1	1	3	1	3	3	1	1	1	0	0	0	1	2	3	0	25
Bernard "Bernie" SAUNDERS	21	85	26	39	34	72	20	55	72	54	51	32	34	27	22	40	21	64	37	806
Hillary CLINTON	21	40	24	34	19	42	20	29	60	69	58	40	32	12	11	26	17	48	25	627
Roque Rocky DE LA FLUENTE	1	1	0	0	1	0	0	0	0	1	1	0	0	0	0	0	0	1	0	6
"UNCOMMITTED"	0	4	3	5	1	7	3	4	5	4	7	2	5	2	4	7	7	3	5	78
UNITES STATES SENATOR DEM																				
Grant T. SHORT	2	4	3	7	2	6	3	6	9	7	7	1	1	1	4	6	3	6	1	79
Sellus WILDER	2	10	4	6	3	12	1	8	5	10	8	5	7	5	0	0	1	5	3	95
Jim GRAY	32	92	42	55	46	86	37	59	99	92	88	59	51	27	28	51	38	95	48	1125
Rory HOULIHAN	2	5	0	5	1	1	0	2	3	3	0	0	3	0	0	1	0	1	2	29
Jeff KENDER	1	4	2	3	3	7	2	5	6	3	2	2	3	2	2	4	4	0	1	56
Ron LEACH	1	7	2	2	0	8	0	2	6	0	3	2	3	1	2	4	2	4	5	54
Tom RECKTENWALD	0	2	1	2	1	2	1	2	3	3	3	1	2	1	0	1	0	1	1	27
US REP CONGRESS 6TH CONGRESSIONAL DISTRICT DEM																				
Nancy Jo KEMPER	17	50	25	35	31	55	20	35	60	56	67	36	34	19	18	28	12	59	29	686
Michael COBLENTZ	3	14	4	12	4	6	3	17	12	17	4	4	10	4	2	7	7	9	5	144
Geoffrey m "Geoff" Young	17	52	22	27	15	54	21	29	54	42	32	27	21	13	12	31	21	41	23	554

RECEIVED
JUN 23 2016

606-845-0212 13:47:04 01-27-2000 1/1

UNITED STATES SENATOR
REPUBLICIAN PRIMARY ELECTION
MAY 17, 2016

RECEIVED
MAY 31 2016
State Board of Elections

PRECINCT	RAND PAUL	STEPHEN HOWARD SLAUGHTER	JAMES R. GOULD
A101 Courthouse/Trimble	12	1	1
A102 Endicott/Buffalo	5	0	0
A103 Depot	10	0	2
A104 Richmond	13	0	2
A105 North Prestonsburg	23	1	1
A106 Porter	18	0	0
A107 Auxier	27	3	0
A109 Cow Creek	20	2	0
A110 Allen-Dwale	10	0	0
A111 Jim Banks	15	1	2
A113 Abbott	22	3	3
A116 Cliff	30	2	1
B101 John Possum	8	2	4
B102 Maytown	9	1	1
B103 Bosco	8	1	1
B104 Garrett/Rock Fork	9	0	1
B105 Lackey/Wayland	8	2	1
B106 Middle Ck/Jack Allen	7	0	0
B108 Beech Grove	8	1	2
B109 Mouth of Beaver	7	0	0
B112 Rough & Tough	22	6	2
C101 Martin	6	2	0
C102 Halbert	6	0	1
C103 Drift	9	1	0
C104 John Ant/Frasure Ck	12	2	1
C105 Gearheart	0	1	0
C106 Clear Creek	3	0	1
C107 Jacks Creek	3	0	0
C108 Lee Hall	1	0	0
C109 Melvin	0	0	1
C110 Weeksbury	1	1	1
C111 Arkansas	4	0	1
D101 Antioch	4	0	0
D102 Tickey	14	0	1
D103 Toler	6	2	1
D104 Mouth of Mud	37	1	1
D105 Little Mud	4	1	0
D106 Ivel	28	3	0
D107 Betsy Layne	27	1	3
D108 Prater Creek	29	3	0
D109 Branhams Creek	6	0	0
D110 Head of Mud	2	0	0
SUBTOTAL	**493**	**44**	**36**
Paper Absentee	9	0	1
Absentee machine	8	0	0
TOTAL	**510**	**44**	**37**

WE, CHRIS WAUGH, CHAIRMAN, JOHN HUNT, SHERIFF, RAYMOND M. JARRELL, DEMOCRATIC COMMISSIONER, AND GREG DEMPSEY REPUBLICAN COMMISSIONER, DULY QUALIFIED FLOYD COUNTY BOARD OF ELECTION OFFICERS, DO HEREBY CERTIFY THE ABOVE IS A TRUE AND CORRECT TABULATION OF SAID VOTERS FOR FOR THE MAY 17, 2016 PRIMARY ELECTION.

Chris Waugh
CHRIS WAUGH, CHARIMAN

John P. Hunt
JOHN HUNT, SHERIFF

GREG DEMPSEY, REPUBLICAN COMMISSIONER

Raymond M. Jarrell
RAYMOND M. JARRELL, DEMOCRATIC COMMISSIONER

UNITED STATES REPRESENTATIVE IN CONGRESS
5TH CONGRESSIONAL DISTRICT
REPUBLICIAN PRIMARY ELECTION
MAY 17, 2016

RECEIVED
MAY 31 2016
State Board of Elections

PRECINCT	HAROLD "HAL" ROGERS	JOHN BURK JR.					
A101 Courthouse/Trimble	13	2					
A102 Endicott/Buffalo	5	0					
A103 Depot	10	2					
A104 Richmond	11	4					
A105 North Prestonsburg	20	6					
A106 Porter	16	2					
A107 Auxier	20	7					
A109 Cow Creek	19	3					
A110 Allen-Dwale	9	1					
A111 Jim Banks	13	6					
A113 Abbott	22	6					
A116 Cliff	29	3					
B101 John Possum	9	5					
B102 Maytown	9	2					
B103 Bosco	8	2					
B104 Garrett/Rock Fork	9	1					
B105 Lackey/Wayland	8	3					
B106 Middle Ck/Jack Allen	6	1					
B108 Beech Grove	8	3					
B109 Mouth of Beaver	7	1					
B112 Rough & Tough	24	5					
C101 Martin	4	4					
C102 Halbert	5	2					
C103 Drift	8	2					
C104 John Ant/Frasure Ck	11	4					
C105 Gearheart	0	1					
C106 Clear Creek	4	0					
C107 Jacks Creek	2	1					
C108 Lee Hall	1	0					
C109 Melvin	0	1					
C110 Weeksbury	1	2					
C111 Arkansas	3	2					
D101 Antioch	4	0					
D102 Tickey	15	1					
D103 Toler	8	1					
D104 Mouth of Mud	33	6					
D105 Little Mud	3	2					
D106 Ivel	29	3					
D107 Betsy Layne	28	4					
D108 Prater Creek	30	3					
D109 Branhams Creek	5	1					
D110 Head of Mud	2	0					
SUBTOTAL	**471**	**105**					
Paper Absentee	9	1					
Absentee machine	7	1					
TOTAL	**487**	**107**					

WE, CHRIS WAUGH, CHAIRMAN, JOHN HUNT, SHERIFF,
RAYMOND M. JARRELL, DEMOCRATIC COMMISSIONER, AND GREG DEMPSEY
REPUBLICAN COMMISSIONER, DULY QUALIFIED FLOYD COUNTY
BOARD OF ELECTION OFFICERS, DO HEREBY CERTIFY THE ABOVE
IS A TRUE AND CORRECT TABULATION OF SAID VOTERS FOR
FOR THE MAY 17, 2017 PRIMARY ELECTION

Chris Waugh
CHRIS WAUGH, CHARIMAN

John P. Hunt
JOHN HUNT, SHERIFF

GREG DEMPSEY, REPUBLICAN COMMISSIONER

Raymond M. Jarrell
RAYMOND M. JARRELL, DEMOCRATIC COMMISSIONER

RECEIVED
MAY 31 2016
State Board of Elections

PRESIDENT OF THE UNITED STATES
DEMOCRATIC PRIMARY ELECTION
MAY 17, 2016

PRECINCT	MARTIN J. O'MALLEY	BERNARD "BERNIE" SANDERS	HILLARY CLINTON	ROQUE ROCKY DE LA FUENTE	"UNCOMMITED"
A101 Courthouse/Trimble	4	98	55	1	17
A102 Endicott/Buffalo	4	25	10	0	3
A103 Depot	5	100	53	1	23
A104 Richmond	2	70	29	2	4
A105 North Prestonsburg	5	117	65	0	24
A106 Porter	5	121	67	1	27
A107 Auxier	3	104	52	1	21
A109 Cow Creek	4	144	66	3	21
A110 Allen-Dwale	4	101	49	1	21
A111 Jim Banks	4	106	61	2	15
A113 Abbott	5	150	48	3	33
A116 Cliff	6	155	63	3	34
B101 John Possum	2	97	41	3	16
B102 Maytown	11	133	78	1	31
B103 Bosco	5	91	31	1	18
B104 Garrett/Rock Fork	5	86	53	0	20
B105 Lackey/Wayland	3	96	71	2	23
B106 Middle Ck/Jack Allen	7	146	66	0	37
B108 Beech Grove	0	119	47	1	19
B109 Mouth of Beaver	1	30	16	0	10
B112 Rough & Tough	3	127	63	1	27
C101 Martin	5	94	47	0	21
C102 Halbert	8	71	51	1	13
C103 Drift	3	101	64	4	19
C104 John Ant/Frasure Ck	5	141	108	0	29
C105 Gearheart	2	36	21	0	19
C106 Clear Creek	4	68	26	1	14
C107 Jacks Creek	1	91	57	3	27
C108 Lee Hall	0	94	70	5	14
C109 Melvin	2	83	56	0	19
C110 Weeksbury	4	40	52	1	10
C111 Arkansas	4	61	25	2	14
D101 Antioch	5	77	88	3	15
D102 Tickey	2	105	67	2	26
D103 Toler	2	73	50	2	19
D104 Mouth of Mud	2	87	46	3	25
D105 Little Mud	0	32	33	1	6
D106 Ivel	2	92	62	2	24
D107 Betsy Layne	6	117	65	1	18
D108 Prater Creek	5	165	65	3	35
D109 Branhams Creek	1	30	48	0	6
D110 Head of Mud	2	47	28	2	11
SUBTOTAL	**153**	**3921**	**2213**	**63**	**828**
Paper Absentee	2	23	64	0	10
Absentee machine	6	66	50	1	19
TOTAL	**161**	**4010**	**2327**	**64**	**857**

WE, CHRIS WAUGH, CHAIRMAN, JOHN HUNT, SHERIFF, RAYMOND M. JARRELL, DEMOCRATIC COMMISSIONER, AND GREG DEMPSEY REPUBLICAN COMMISSIONER, DULY QUALIFIED FLOYD COUNTY BOARD OF ELECTION OFFICERS, DO HEREBY CERTIFY THE ABOVE IS A TRUE AND CORRECT TABULATION OF SAID VOTERS FOR FOR THE MAY 17, 2016 PRIMARY ELECTION

CHRIS WAUGH, CHARIMAN **JOHN HUNT, SHERIFF**

GREG DEMPSEY, REPUBLICAN COMMISSIONER

RAYMOND M. JARRELL, DEMOCRATIC COMMISSIONER

RECEIVED
MAY 31 2016
State Board of Elections

UNITED STATES SENATOR
DEMOCRATIC PRIMARY ELECTION
MAY 17, 2016

PRECINCT	TOM RECKTENWALD	GRANT T. SHORT	SELLUS WILDER	JIM GRAY	RORY HOULIHAN	JEFF KENDER	RON LEACH
A101 Courthouse/Trimble	24	9	18	80	4	6	8
A102 Endicott/Buffalo	4	4	6	18	0	2	3
A103 Depot	26	13	24	80	3	8	8
A104 Richmond	20	7	13	45	2	3	8
A105 North Prestonsburg	26	11	27	92	2	10	6
A106 Porter	32	17	28	97	0	10	13
A107 Auxier	31	22	24	67	1	7	10
A109 Cow Creek	37	28	29	91	3	10	12
A110 Allen-Dwale	35	17	14	73	1	8	10
A111 Jim Banks	23	23	14	89	5	9	8
A113 Abbott	38	26	24	89	2	7	21
A116 Cliff	37	13	25	119	5	11	20
B101 John Possum	24	17	21	65	3	5	7
B102 Maytown	30	36	24	103	2	10	17
B103 Bosco	13	20	16	62	2	3	11
B104 Garrett/Rock Fork	13	23	12	89	4	4	4
B105 Lackey/Wayland	14	23	14	105	1	6	5
B106 Middle Ck/Jack Allen	34	26	34	109	8	7	12
B108 Beech Grove	23	24	14	80	7	9	3
B109 Mouth of Beaver	6	5	2	26	2	4	6
B112 Rough & Tough	33	20	22	99	4	5	16
C101 Martin	18	18	12	86	1	7	7
C102 Halbert	7	10	5	77	1	9	9
C103 Drift	23	22	19	81	0	8	6
C104 John Ant/Frasure Ck	28	20	23	125	3	12	16
C105 Gearheart	7	12	3	41	0	3	1
C106 Clear Creek	8	10	12	52	1	1	7
C107 Jacks Creek	19	15	16	84	0	3	9
C108 Lee Hall	28	16	9	78	5	7	10
C109 Melvin	18	26	13	70	0	6	5
C110 Weeksbury	8	15	11	43	0	1	5
C111 Arkansas	13	14	8	49	3	4	3
D101 Antioch	14	11	11	114	5	10	8
D102 Tickey	17	24	17	83	4	11	14
D103 Toler	15	23	14	44	6	8	10
D104 Mouth of Mud	20	10	22	60	2	9	10
D105 Little Mud	4	7	7	26	1	9	7
D106 Ivel	26	18	9	83	6	10	7
D107 Betsy Layne	19	16	20	91	0	15	13
D108 Prater Creek	33	32	19	119	3	19	12
D109 Branhams Creek	7	8	6	33	3	2	2
D110 Head of Mud	9	5	7	42	3	3	6
SUBTOTAL	**864**	**716**	**668**	**3159**	**108**	**301**	**375**
Paper Absentee	13	5	6	60	2	0	7
Absentee machine	33	15	7	69	3	4	3
TOTAL	**910**	**736**	**681**	**3288**	**113**	**305**	**385**

WE, CHRIS WAUGH, CHAIRMAN, JOHN HUNT, SHERIFF, RAYMOND M. JARRELL, DEMOCRATIC COMMISSIONER, AND GREG DEMPSEY REPUBLICAN COMMISSIONER, DULY QUALIFIED FLOYD COUNTY BOARD OF ELECTION OFFICERS, DO HEREBY CERTIFY THE ABOVE IS A TRUE AND CORRECT TABULATION OF SAID VOTERS FOR FOR THE MAY 17, 2016 PRIMARY ELECTION.

Chris Waugh
CHRIS WAUGH, CHARIMAN

John P. Hunt
JOHN HUNT, SHERIFF

GREG DEMPSEY, REPUBLICAN COMMISSIONER

Raymond M. Jarrell
RAYMOND M. JARRELL, DEMOCRATIC COMMISSIONER

STATE REPRESENTATIVE
95TH REPRESENTATIVE DISTRICT
DEMOCRATIC PRIMARY ELECTION
MAY 17, 2016

RECEIVED
MAY 31 2016
Board of Elections

PRECINCT	JAMES "JIMMY" ROSE	GREGORY D. STUMBO					
A101 Courthouse/Trimble	68	107					
A102 Endicott/Buffalo	17	23					
A103 Depot	91	102					
A104 Richmond	51	62					
A105 North Prestonsburg	92	130					
A106 Porter	101	123					
A107 Auxier	62	123					
A109 Cow Creek	107	135					
A110 Allen-Dwale	81	95					
A111 Jim Banks	90	102					
A113 Abbott	131	114					
A116 Cliff	135	129					
B101 John Possum	87	79					
B102 Maytown	145	118					
B103 Bosco	107	47					
B104 Garrett/Rock Fork	100	73					
B105 Lackey/Wayland	86	115					
B106 Middle Ck/Jack Allen	173	99					
B108 Beech Grove	105	83					
B109 Mouth of Beaver	27	35					
B112 Rough & Tough	129	104					
C101 Martin	91	81					
C102 Halbert	74	74					
C103 Drift	74	120					
C104 John Ant/Frasure Ck	136	168					
C105 Gearheart	50	36					
C106 Clear Creek	78	38					
C107 Jacks Creek	95	96					
C108 Lee Hall	124	76					
C109 Melvin	99	67					
C110 Weeksbury	53	67					
C111 Arkansas	52	58					
D101 Antioch	38	158					
D102 Tickey	45	164					
D103 Toler	46	103					
D104 Mouth of Mud	69	102					
D105 Little Mud	26	53					
D106 Ivel	72	117					
D107 Betsy Layne	79	132					
D108 Prater Creek	136	160					
D109 Branhams Creek	11	77					
D110 Head of Mud	34	59					
SUBTOTAL	**3467**	**4004**					
Paper Absentee	21	78					
Absentee machine	75	74					
TOTAL	**3563**	**4156**					

WE, CHRIS WAUGH, CHAIRMAN, JOHN HUNT, SHERIFF, RAYMOND M. JARRELL, DEMOCRATIC COMMISSIONER, AND GREG DEMPSEY REPUBLICAN COMMISSIONER, DULY QUALIFIED FLOYD COUNTY BOARD OF ELECTION OFFICERS, DO HEREBY CERTIFY THE ABOVE IS A TRUE AND CORRECT TABULATION OF SAID VOTERS FOR FOR THE MAY 17, 2016 PRIMARY ELECTION

Chris Waugh — **CHRIS WAUGH, CHARIMAN**

John P. Hunt — **JOHN HUNT, SHERIFF**

GREG DEMPSEY, REPUBLICAN COMMISSIONER

Raymond M. Jarrell — **RAYMOND M. JARRELL, DEMOCRATIC COMMISSIONER**

PRIMARY ELECTION
FRANKLIN COUNTY - 6TH. CONG. DIST.
RECAPITULATION SHEET
MAY 17, 2016

	ABSENTEE			FARMDALE			CLOVERDALE			COLEMAN-VOGLER			THISTLETON			GLENNS-BRIDGE			GREEN WILSON			CAPITOL			EVERGREEN			JETT			COUNTRY CLUB			SUNSET		
	Mail-In	Walk-In	Total	eSlate	eScan	Total	eSlate	eScan	Total	eSlate	eScan	Total	eSlate	eScan	Total	eSlate	eScan	Total	eSlate	eScan	Total	eSlate	eScan	Total	eSlate	eScan	Total	eSlate	eScan	Total	eSlate	eScan	Total	eSlate	eScan	Total
UNITED STATES SENATOR - REP																																				
Stephen Howard SLAUGHTER	1	2	3	2	4	6	0	0	0	0	3	3	1	2	3	2	1	3	1	2	3	1	4	5	2	3	5	0	0	0	1	2	3	3	2	5
James R. GOULD	0	6	6	1	6	7	4	1	5	1	2	3	2	1	3	0	0	0	3	2	5	2	2	4	0	3	3	2	2	4	0	2	2	2	2	4
Rand PAUL	5	50	55	12	58	70	22	24	46	8	12	20	13	19	32	14	6	20	32	46	78	15	16	31	10	41	51	36	51	87	15	29	44	15	16	31
U.S. REP. in CONGRESS - 6th Cong. Dist. - REP																																				
Roger Q. BRILL	1	4	5	1	6	7	4	4	8	0	4	4	0	2	2	2	2	4	6	5	11	4	2	6	3	4	7	3	6	9	0	7	7	2	5	7
Andy BARR	5	54	59	14	61	75	23	22	45	9	13	22	17	17	34	14	6	20	29	44	73	14	21	35	9	44	53	36	47	83	16	28	44	18	15	33
PRESIDENT of the UNITED STATES - DEM																																				
Martin J. O'MALLEY	0	6	6	3	5	8	1	3	4	1	0	1	2	1	3	0	1	1	0	2	2	0	1	1	0	4	4	4	2	6	0	1	1	0	3	3
Bernard "Bernie" SANDERS	17	120	137	59	125	184	57	45	102	58	58	116	29	70	99	74	75	149	51	62	113	66	65	131	30	100	130	52	84	136	41	71	112	52	50	102
Hillary CLINTON	51	160	211	51	138	189	38	59	97	54	60	114	31	80	111	56	58	114	42	35	77	80	67	147	25	85	110	86	117	203	59	113	172	40	44	84
Roque Rocky DE LA FUENTE	0	1	1	1	1	2	0	0	0	0	1	1	0	0	0	0	1	1	1	1	2	1	0	1	0	0	0	0	0	0	0	1	1	1	1	2
"UNCOMMITTED"	2	26	28	4	23	27	8	10	18	3	2	5	2	12	14	3	2	5	7	3	10	7	0	7	5	19	24	8	10	18	6	9	15	8	8	16
UNITED STATES SENATOR - DEM																																				
Grant T. SHORT	3	6	9	1	7	8	2	3	5	1	2	3	2	0	2	1	1	2	1	3	4	2	1	3	1	5	6	2	2	4	4	3	7	4	1	5
Sellus WILDER	13	85	98	31	54	85	35	27	62	49	45	94	14	42	56	168	162	330	27	17	44	163	49	112	9	55	64	35	33	68	17	30	47	36	35	71
Jim GRAY	45	209	254	79	194	273	56	84	140	61	54	115	44	110	154	53	69	122	62	71	133	82	77	159	38	134	172	97	163	260	80	152	232	52	67	119
Rory HOULIHAN	1	2	3	2	3	5	0	0	0	1	4	5	1	1	2	1	0	1	1	0	1	1	0	1	2	3	5	2	2	4	0	3	3	2	0	2
Jeff KENDER	1	1	2	1	3	4	1	1	2	0	0	0	1	0	1	2	0	2	2	1	3	1	2	3	3	3	6	1	2	3	1	2	3	1	1	2
Ron LEACH	2	4	6	1	10	11	1	0	1	2	4	6	2	2	4	1	2	3	4	3	7	2	1	3	2	5	7	5	3	8	3	2	5	2	2	4
Tom RECKTENWALD	2	2	4	0	8	8	5	3	8	0	2	2	0	3	3	3	0	3	2	3	5	1	1	2	2	1	3	4	4	8	0	2	2	1	1	2
U.S. REP. in CONGRESS - 6th Cong. Dist. - DEM																																				
Nancy Jo KEMPER	37	217	254	78	200	278	69	88	157	75	78	153	46	115	161	93	102	195	63	63	126	118	112	230	36	119	155	107	139	246	78	145	223	66	75	141
Michael COBLENZ	2	10	12	9	20	29	5	3	8	8	9	17	1	10	11	6	4	10	6	8	14	5	3	8	3	14	17	7	12	19	5	3	8	6	5	11
Geoffrey M. "Geoff" YOUNG	17	58	75	19	39	58	19	15	34	21	14	35	11	25	36	19	20	39	22	24	46	14	11	25	14	63	77	30	41	71	17	34	51	19	22	41
MAYOR - City of Frankfort - NPC																																				
John R. SOWER	15	57	72				44	59	103	36	27	63	27	53	80	41	32	73				53	47	100				3	6	9	4	5	9	43	47	90
William MAY	26	112	138				77	78	155	80	103	183	53	116	169	90	88	178				97	101	198				14	18	32	8	8	16	60	68	128
Mary EATON	9	17	26				5	5	10	9	7	16	3	11	14	13	14	27				17	14	31				2	3	5	3	0	3	8	9	17
Tim CHILDERS	6	9	15				6	5	11	3	2	5	3	3	6	5	9	14				7	3	10				3	6	9	1	0	1	11	5	16

RECEIVED
JUN 10 2016

PRIMARY ELECTION
FRANKLIN COUNTY - 6TH. CONG. DIST.
RECAPITULATION SHEET
MAY 17, 2016

	FRANKLIN HEIGHTS			STATION SPRINGS			TIERRA LINDA			BELLVIEW			GREENHILL			SCHENKEL LANE			ARNOLD			SCRUGGS			SILVER LAKE			FORKS OF ELKHORN			RIDGEVIEW		
	eSlate	eScan	Total	eSlate	eScan	Total	eSlate	eScan	Total	eSlate	eScan	Total	eSlate	eScan	Total	eSlate	eScan	Total	eSlate	eScan	Total	eSlate	eScan	Total	eSlate	eScan	Total	eSlate	eScan	Total	eSlate	eScan	Total
UNITED STATES SENATOR - REP																																	
Stephen Howard SLAUGHTER	1	4	5	0	9	9	1	3	4	1	1	2	0	3	3	0	1	1	2	1	3	0	0	0	0	6	6	1	4	5	3	2	5
James R. GOULD	0	1	1	1	17	18	2	7	9	0	1	1	2	5	7	1	2	3	2	0	2	3	1	4	2	6	8	1	2	3	2	3	5
Rand PAUL	31	16	47	21	118	139	23	36	59	6	4	10	13	10	23	3	5	8	12	11	23	23	13	36	24	37	61	45	56	101	29	34	63
U.S. REP. in CONGRESS - 6th Cong. Dist. - REP																																	
Roger Q. BRILL	3	6	9	1	16	17	1	9	10	0	0	0	1	5	6	0	2	2	2	0	2	2	2	4	2	3	5	2	4	6	4	2	6
Andy BARR	28	17	45	21	127	148	25	36	61	6	6	12	14	13	27	4	6	10	13	12	25	24	13	37	24	48	72	46	58	104	30	37	67
PRESIDENT of the UNITED STATES - DEM																																	
Martin J. O'MALLEY	1	4	5	3	14	17	0	0	0	0	1	1	0	1	1	0	1	1	1	2	3	3	4	7	0	1	1	1	2	3	0	3	3
Bernard "Bernie" SANDERS	57	42	99	72	247	319	61	67	128	25	18	43	39	42	81	41	18	59	46	38	84	59	49	108	59	122	181	74	83	157	68	90	158
Hillary CLINTON	37	33	70	49	258	307	43	69	112	27	9	36	23	44	67	59	40	99	42	36	78	33	41	74	61	149	210	62	81	143	77	121	198
Roque Rocky DE LA FUENTE	0	2	2	2	2	4	2	0	2	1	0	1	0	1	1	0	0	0	0	0	0	0	0	0	0	0	0	2	1	3	0	1	1
"UNCOMMITTED"	14	14	28	8	31	39	4	8	12	2	2	4	4	9	13	5	1	6	7	9	16	14	14	28	7	8	15	7	9	16	7	14	21
UNITED STATES SENATOR - DEM																																	
Grant T. SHORT	1	3	4	2	8	10	0	3	3	2	1	3	2	2	4	4	1	5	0	0	0	0	1	1	3	6	9	4	3	7	3	1	4
Sellus WILDER	37	23	60	29	103	132	38	36	74	17	11	28	18	27	45	30	15	45	30	19	49	42	16	58	42	68	110	43	37	80	33	40	73
Jim GRAY	56	54	110	80	373	453	63	96	159	31	16	47	42	62	104	63	38	101	58	62	120	55	82	137	69	189	258	90	114	204	97	161	258
Rory HOULIHAN	1	2	3	3	7	10	1	3	4	0	0	0	0	0	0	2	0	2	0	0	0	2	1	3	1	5	6	3	1	4	3	2	5
Jeff KENDER	2	1	3	3	11	14	0	1	1	0	0	0	0	0	0	1	0	1	1	1	2	3	3	6	5	5	10	0	2	2	4	4	8
Ron LEACH	5	4	9	6	13	19	7	2	9	1	1	2	1	4	5	2	3	5	2	1	3	4	1	5	5	6	11	4	4	8	5	7	12
Tom RECKTENWALD	3	1	4	2	10	12	1	2	3	1	2	3	2	1	3	1	1	2	2	0	2	2	2	4	1	1	2	0	3	3	2	3	5
U.S. REP. in CONGRESS - 6th Cong. Dist. - DEM																																	
Nancy Jo KEMPER	71	53	124	90	391	481	78	93	171	34	13	47	46	65	111	72	40	112	63	56	119	104	74	138	81	197	278	99	114	213	109	154	263
Michael COBLENZ	6	6	12	7	21	28	2	11	13	3	4	7	4	5	9	4	3	7	2	2	4	8	2	10	7	12	19	12	9	21	4	11	15
Geoffrey M. "Geoff" YOUNG	20	25	45	24	91	115	24	26	50	10	11	21	9	18	27	17	11	28	19	18	37	24	20	44	27	52	79	29	34	63	25	33	58
MAYOR - City of Frankfort - NPC																																	
John R. SOWER	55	53	108				53	90	143	14	9	23	34	50	84	26	15	41	42	42	84	57	57	114	45	140	185				46	84	130
William MAY	69	60	129				72	87	159	43	22	65	31	54	85	66	46	112	59	50	109	72	58	130	83	170	253				125	159	284
Mary EATON	4	3	7				7	10	17	5	4	9	6	7	13	11	5	16	6	2	8	7	7	14	12	20	32				12	16	28
Tim CHILDERS	11	5	16				4	5	9	3	3	6	6	4	10	9	2	11	4	2	6	1	5	6	9	14	23				6	4	10

PRIMARY ELECTION
FRANKLIN COUNTY - 6TH. CONG. DIST.
RECAPITULATION SHEET
MAY 17, 2016

	RUSSELL			SWALLOWFIELD			OWENTON ROAD			PEAKS MILL			SWITZER			GLENWOOD			GAINES-HOLMES			CRESTWOOD			THORNHILL			FAIRVIEW			LOUISVILLE ROAD		
	eSlate	eScan	Total	eSlate	eScan	Total	eSlate	eScan	Total	eSlate	eScan	Total	eSlate	eScan	Total	eSlate	eScan	Total	eSlate	eScan	Total	eSlate	eScan	Total	eSlate	eScan	Total	eSlate	eScan	Total	eSlate	eScan	Total
UNITED STATES SENATOR - REP																																	
Stephen Howard SLAUGHTER	1	1	2	4	2	6	6	3	9	1	1	2	0	0	0	2	1	3	2	0	2	3	1	4	2	2	4	2	0	2	2	6	8
James R. GOULD	2	4	6	1	2	3	2	5	7	0	0	0	1	1	2	0	0	0	0	1	1	2	1	3	1	2	3	2	1	3	1	4	5
Rand PAUL	22	30	52	27	12	39	20	26	46	3	22	25	17	16	33	4	8	12	7	4	11	13	8	21	10	14	24	9	8	17	22	62	84
U.S. REP. in CONGRESS - 6th Cong. Dist. - REP																																	
Roger Q. BRILL	3	5	8	2	4	6	5	5	10	1	1	2	2	0	2	1	3	4	4	0	4	6	2	8	1	3	4	2	2	4	0	6	6
Andy BARR	21	30	51	30	12	42	23	29	52	3	22	25	15	17	32	5	6	11	5	5	10	12	9	21	12	15	27	11	7	18	24	66	90
PRESIDENT of the UNITED STATES - DEM																																	
Martin J. O'MALLEY	3	0	3	0	0	0	3	6	9	0	0	0	2	3	5	2	1	3	0	0	0	2	0	2	2	2	4	1	0	1	0	3	3
Bernard "Bernie" SANDERS	42	55	97	69	33	102	70	95	165	31	48	79	59	36	95	36	30	66	32	16	48	59	30	89	29	28	57	24	19	43	33	131	164
Hillary CLINTON	29	70	99	38	34	72	46	69	115	13	23	36	38	40	78	27	23	50	32	17	49	43	35	78	22	38	60	31	30	61	33	143	176
Roque Rocky DE LA FUENTE	0	1	1	1	1	2	1	3	4	0	1	1	0	1	1	1	0	1	1	0	1	1	1	2	1	1	2	0	0	0	1	2	3
"UNCOMMITTED"	8	8	16	6	8	14	16	19	35	4	11	15	8	5	13	6	2	8	3	1	4	5	1	6	4	10	14	1	1	2	8	12	20
UNITED STATES SENATOR - DEM																																	
Grant T. SHORT	0	3	3	1	2	3	4	8	12	0	4	4	4	5	9	3	3	6	3	4	7	3	2	5	2	3	5	4	0	4	2	9	11
Sellus WILDER	17	18	35	36	19	55	46	57	103	15	16	31	26	18	44	21	15	36	19	10	29	36	20	56	18	16	34	17	11	28	17	59	76
Jim GRAY	59	99	158	65	42	107	67	103	170	29	59	88	66	55	121	42	34	76	35	17	52	64	41	105	32	55	87	30	32	62	45	199	244
Rory HOULIHAN	1	6	7	3	0	3	1	4	5	0	0	0	2	0	2	1	0	1	0	0	0	0	0	0	1	1	2	2	0	2	2	2	4
Jeff KENDER	2	3	5	2	1	3	1	8	9	1	1	2	3	2	5	2	2	4	4	1	5	1	0	1	1	0	1	2	0	2	2	1	3
Ron LEACH	0	1	1	4	4	8	7	5	12	2	0	2	0	3	3	1	2	3	3	2	5	1	1	2	2	1	3	1	3	4	1	9	10
Tom RECKTENWALD	4	0	4	2	3	6	4	2	6	1	0	1	3	1	4	0	0	0	1	0	1	2	1	3	1	1	2	1	1	2	1	5	6
U.S. REP. in CONGRESS - 6th Cong. Dist. - DEM																																	
Nancy Jo KEMPER	56	98	154	82	50	132	96	128	224	35	54	89	68	58	126	49	36	85	46	18	64	74	47	121	37	48	85	40	36	76	45	181	226
Michael COBLENZ	7	5	12	9	4	13	4	13	17	4	3	7	10	7	17	7	10	17	6	3	9	3	5	8	3	6	9	4	4	8	6	15	21
Geoffrey M. "Geoff" YOUNG	10	20	30	18	15	33	29	38	67	7	21	28	24	16	40	14	9	23	11	13	24	21	10	31	13	19	32	12	7	19	16	66	82
MAYOR - City of Frankfort - NPC																																	
John R. SOWER	34	65	99				1	2	3							18	19	37	19	7	26	42	30	72	23	39	62	15	23	38			
William MAY	61	90	151				2	6	8							44	40	84	42	26	68	108	43	151	42	56	98	46	28	74			
Mary EATON	4	11	15				1	1	2							8	7	15	12	2	14	6	2	8	2	5	7	11	4	15			
Tim CHILDERS	6	7	13				0	1	1							7	1	8	6	4	10	13	1	14	4	7	11	3	4	7			

PRIMARY ELECTION
FRANKLIN COUNTY - 6TH. CONG. DIST.
RECAPITULATION SHEET
MAY 17, 2016

	SOUTH BENSON			COLLINS LANE			WESTGATE			NORTH WESTGATE			BALD KNOB			COURTHOUSE			SAINT JOHN			BELLEPOINT			HICKORY HILLS			CHOATEVILLE			BRIDGEPORT-BOTKINS			GRAND TOTAL
	eSlate	eScan	Total	eSlate	eScan	Total	eSlate	eScan	Total	eSlate	eScan	Total	eSlate	eScan	Total	eSlate	eScan	Total	eSlate	eScan	Total	eSlate	eScan	Total	eSlate	eScan	Total	eSlate	eScan	Total	eSlate	eScan	Total	
UNITED STATES SENATOR - REP																																		
Stephen Howard SLAUGHTER	1	16	17	0	5	5	3	4	7	4	4	8	0	2	2	1	0	1	2	1	3	2	2	4	1	2	3	1	0	1	2	5	7	182
James R. GOULD	3	13	16	0	3	3	4	3	7	1	4	5	1	2	3	1	1	2	2	3	5	4	3	7	0	1	1	3	1	4	1	8	9	202
Rand PAUL	19	97	116	9	40	49	17	48	65	18	16	34	14	29	43	13	6	19	28	18	46	25	32	57	5	14	19	11	24	35	24	41	65	2047
U.S. REP. in CONGRESS - 6th Cong. Dist. - REP																																		
Roger Q. BRILL	7	22	29	2	9	11	3	4	7	2	6	8	3	2	5	5	2	7	5	4	9	5	7	12	1	1	2	4	3	7	3	12	15	314
Andy BARR	16	103	119	7	39	46	21	52	73	21	18	39	12	32	44	10	5	15	27	18	45	26	31	57	5	16	21	11	23	34	23	44	67	2123
PRESIDENT of the UNITED STATES - DEM																																		
Martin J. O'MALLEY	2	4	6	0	0	0	0	4	4	1	0	1	2	3	5	0	0	0	3	2	5	4	2	6	1	1	2	1	5	6	3	9	12	159
Bernard "Bernie" SANDERS	90	208	298	18	112	130	36	56	92	57	47	104	43	60	103	44	48	92	64	59	123	81	63	144	40	33	73	53	55	108	79	119	198	5398
Hillary CLINTON	57	196	253	19	115	134	54	80	134	48	51	99	24	36	60	45	28	73	34	42	76	46	70	116	58	76	134	38	39	77	52	113	165	5218
Roque Rocky DE LA FUENTE	0	5	5	0	0	0	0	1	1	0	0	0	1	1	2	0	0	0	1	0	1	0	0	0	0	0	0	1	1	2	2	3	5	59
"UNCOMMITTED"	10	31	41	6	17	23	5	8	13	8	10	18	4	6	10	2	2	4	11	11	22	7	7	14	5	9	14	5	8	13	9	32	41	745
UNITED STATES SENATOR - DEM																																		
Grant T. SHORT	3	10	13	0	7	7	1	4	5	4	1	5	2	1	3	4	1	5	3	3	6	0	3	3	2	3	5	0	4	4	4	7	11	244
Sellus WILDER	45	105	150	11	68	79	19	27	46	35	37	72	27	25	52	45	46	91	21	16	37	51	34	85	23	36	59	29	22	51	47	68	115	3049
Jim GRAY	90	287	377	28	143	171	62	105	167	57	59	116	30	69	99	40	31	71	74	85	158	64	84	148	65	68	133	62	74	136	78	168	246	7176
Rory HOULIHAN	1	2	3	1	2	3	1	3	4	3	0	3	2	2	4	0	0	0	1	0	1	4	3	7	2	0	2	0	3	3	4	4	8	133
Jeff KENDER	4	8	12	1	6	7	2	3	5	3	3	6	2	2	4	0	0	0	3	2	5	5	4	9	0	1	1	4	1	5	2	4	6	178
Ron LEACH	6	10	16	1	4	5	2	2	4	7	3	10	7	2	9	2	1	3	5	4	9	3	4	7	7	1	8	1	2	3	2	7	9	289
Tom RECKTENWALD	5	7	12	2	6	8	2	2	4	3	2	5	1	2	3	0	0	0	5	1	6	1	5	6	0	0	0	1	1	2	1	5	6	179
U.S. REP. in CONGRESS - 6th Cong. Dist. - DEM																																		
Nancy Jo KEMPER	94	292	386	29	162	191	56	102	158	81	64	145	50	72	122	73	64	137	78	66	144	89	97	186	69	81	150	65	71	136	94	184	278	7791
Michael COBLENZ	11	28	39	2	16	18	1	11	12	5	6	11	4	8	12	3	1	4	5	7	12	7	6	13	4	4	8	6	10	16	7	14	21	613
Geoffrey M. "Geoff" YOUNG	42	81	123	8	42	50	25	26	51	20	27	47	15	20	35	9	8	17	24	33	57	25	26	51	17	17	34	20	20	40	31	59	90	2159
MAYOR - City of Frankfort - NPC																																		
John R. SOWER				15	109	124	33	77	110	30	42	72				29	28	57				55	59	114	19	29	48							2373
William MAY				27	159	186	64	106	170	81	74	155				72	54	126				94	99	193	76	97	173							4120
Mary EATON				7	14	21	12	19	31	18	7	25				2	4	6				15	11	26	5	7	12							490
Tim CHILDERS				3	8	11	4	4	8	9	3	12				3	6	9				4	8	12	6	2	8							308

Cumulative Report — Unofficial

PRESIDENTIAL PREFERENCE AND REGULAR PRIMARY — OFFICIAL BALLOT FOR FULTON COUNTY — May 17, 2016

05/27/2016 08:57 AM

Total Number of Voters : 915 of 0 = 0.00%

Precincts Reporting 12 of 12 = 100.00%

Party	Candidate	Absentee		Early		Election		Total	
UNITED STATES SENATOR, Vote For 1									
	James R. GOULD	0	0.00%	0	0.00%	8	3.69%	8	3.69%
	Rand PAUL	0	0.00%	0	0.00%	200	92.17%	200	92.17%
	Stephen Howard SLAUGHTER	0	0.00%	0	0.00%	9	4.15%	9	4.15%
	Cast Votes:	0	0.00%	0	0.00%	217	96.88%	217	96.88%
	Over Votes:	0	0.00%	0	0.00%	0	0.00%	0	0.00%
	Under Votes:	0	0.00%	0	0.00%	7	3.13%	7	3.13%
UNITED STATES REPRESENTATIVE in CONGRESS 1st Congressional District, Vote For 1									
	Mike PAPE	0	0.00%	0	0.00%	22	9.91%	22	9.91%
	Miles A. CAUGHEY JR.	0	0.00%	0	0.00%	1	0.45%	1	0.45%
	Jason BATTS	0	0.00%	0	0.00%	160	72.07%	160	72.07%
	James R. COMER	0	0.00%	0	0.00%	39	17.57%	39	17.57%
	Cast Votes:	0	0.00%	0	0.00%	222	99.11%	222	99.11%
	Over Votes:	0	0.00%	0	0.00%	0	0.00%	0	0.00%
	Under Votes:	0	0.00%	0	0.00%	2	0.89%	2	0.89%
PRESIDENT of the UNITED STATES, Vote For 1									
	Martin J. O'MALLEY	0	0.00%	0	0.00%	17	2.51%	17	2.51%
	Bernard "Bernie" SANDERS	0	0.00%	0	0.00%	245	36.24%	245	36.24%
	Hillary CLINTON	0	0.00%	0	0.00%	315	46.60%	315	46.60%
	Roque Rocky DE LA FUENTE	0	0.00%	0	0.00%	6	0.89%	6	0.89%
	"UNCOMMITTED"	0	0.00%	0	0.00%	93	13.76%	93	13.76%
	Cast Votes:	0	0.00%	0	0.00%	676	97.83%	676	97.83%
	Over Votes:	0	0.00%	0	0.00%	0	0.00%	0	0.00%
	Under Votes:	0	0.00%	0	0.00%	15	2.17%	15	2.17%
UNITED STATES SENATOR, Vote For 1									
	Jim GRAY	0	0.00%	0	0.00%	409	68.74%	409	68.74%
	Rory HOULIHAN	0	0.00%	0	0.00%	17	2.86%	17	2.86%
	Jeff KENDER	0	0.00%	0	0.00%	45	7.56%	45	7.56%
	Ron LEACH	0	0.00%	0	0.00%	54	9.08%	54	9.08%
	Tom RECKTENWALD	0	0.00%	0	0.00%	16	2.69%	16	2.69%
	Grant T. SHORT	0	0.00%	0	0.00%	13	2.18%	13	2.18%
	Sellus WILDER	0	0.00%	0	0.00%	41	6.89%	41	6.89%
	Cast Votes:	0	0.00%	0	0.00%	595	86.11%	595	86.11%
	Over Votes:	0	0.00%	0	0.00%	0	0.00%	0	0.00%
	Under Votes:	0	0.00%	0	0.00%	96	13.89%	96	13.89%

RECEIVED
JUN 01 2016
State Board of Elections

Cumulative Report — Unofficial

PRESIDENTIAL PREFERENCE AND REGULAR PRIMARY — OFFICIAL BALLOT FOR FULTON COUNTY — May 17, 2016

05/27/2016 08:57 AM

Total Number of Voters : 915 of 0 = 0.00%

Precincts Reporting 12 of 12 = 100.00%

Party	Candidate	Absentee		Early		Election		Total	
UNITED STATES REPRESENTATIVE in CONGRESS 1st Congressional District, Vote For 1									
	Tom OSBORNE	0	0.00%	0	0.00%	352	62.19%	352	62.19%
	Samuel L. GASKINS	0	0.00%	0	0.00%	214	37.81%	214	37.81%
	Cast Votes:	0	0.00%	0	0.00%	566	81.91%	566	81.91%
	Over Votes:	0	0.00%	0	0.00%	0	0.00%	0	0.00%
	Under Votes:	0	0.00%	0	0.00%	125	18.09%	125	18.09%

PRIMARY ELECTION
GALLATIN COUNTY - 4TH. CONG. DIST.
RECAPITULATION SHEET
MAY 17, 2016

	ABSENTEE 36			LOWER WARSAW 174			UPPER WARSAW 96			NAPOLEON 48			CONCORD 98			GLENCOE 21			VETERANS MEMORIAL 91			SPARTA 90 ✓			GOLD STAR 111 ✓			831
	Mail-In 18	Walk-In 18	Total	eSlate 110	eScan 64	Total	eSlate 49	eScan 47	Total	eSlate 34	eScan 48	Total	eSlate 25	eScan 65	Total	eSlate 45	eScan 26	Total	eSlate 39	eScan 52	Total	eSlate 48	eScan 42	Total	eSlate 53	eScan 58	Total	GRAND TOTAL
UNITED STATES SENATOR - REP																												
James R. GOULD	2	1	3	1	2	3	2	1	3	1	0	1	0	0	0	0	1	1	0	2	2	1	0	1	0	3	3	17
Rand PAUL	6	3	9	7	11	18	6	3	9	6	13	19	5	24	29	8	1	9	6	8	14	6	11	17	8	12	20	144
Stephen Howard SLAUGHTER	0	0	0	1	1	2	0	1	1	1	1	2	0	0	0	0	1	1	0	0	0	0	0	0	1	1	2	8
PRESIDENT of the UNITED STATES - DEM																												
Martin J. O'MALLEY	0	0	0	1	1	2	2	0	2	1	0	1	1	1	2	0	1	1	1	0	1	0	1	1	2	0	2	12
Bernard "Bernie" SANDERS	2	3	5	51	21	72	20	19	39	15	18	33	13	18	31	25	9	34	18	20	38	23	21	44	22	22	44	340
Hillary CLINTON	6	7	13	43	24	67	16	21	37	7	10	17	6	21	27	11	9	20	13	11	24	13	8	21	17	17	34	260
Roque Rocky DE LA FUENTE	0	0	0	1	0	1	1	0	1	0	0	0	0	0	0	1	0	1	0	0	0	0	0	0	0	0	0	3
"UNCOMMITTED"	2	4	6	5	4	9	2	2	4	2	6	8	0	1	1	0	3	3	1	1	2	5	1	6	2	3	5	44
UNITED STATES SENATOR - DEM																												
Ron LEACH	1	2	3	14	10	24	10	9	19	6	10	16	3	7	10	3	8	11	5	6	11	8	7	15	3	16	19	128
Tom RECKTENWALD	0	0	0	8	3	11	4	4	8	1	3	4	4	3	7	5	0	5	1	2	3	3	2	5	2	2	4	47
Grant T. SHORT	0	1	1	8	3	11	4	2	6	5	1	6	3	3	6	6	1	7	1	4	5	7	2	9	5	4	9	60
Sellus WILDER	1	1	2	6	4	10	2	3	5	1	6	7	2	6	8	1	2	3	9	4	13	5	3	8	6	2	8	64
Jim GRAY	3	5	8	28	12	40	13	13	26	3	8	11	6	14	20	9	4	13	11	6	17	13	6	19	13	10	23	177
Rory HOULIHAN	1	1	2	7	2	9	2	1	3	0	0	0	1	2	3	3	0	3	1	0	1	0	2	2	2	0	2	25
Jeff KENDER	2	1	3	11	4	15	3	2	5	7	2	9	0	3	3	1	3	4	1	4	5	3	2	5	5	3	8	57

13.4%
6203

Tracy Miller
Boyd Ronkey
Ralph Johnson
Brent McDonald

Precinct Election Day Status (with MBB IDs) — by # of MBBs — Unofficial

PRESIDENTIAL PREFERENCE AND REGULAR PRIMARY — OFFICIAL BALLOT FOR GARRARD COUNTY — May 17,2016

05/17/2016 07:17 PM

Total Number of Voters : 2,716 of 0 = 0.00%

Precincts Reporting 15 of 15 = 100.00%

Precinct Name	MBB ID	
AB		
	41	
	26	
	42	
	Total Number of Ballots for Precinct AB:	88
	Total Number of MBBs:	3
A101		
	40	
	25	
	Total Number of Ballots for Precinct A101:	158
	Total Number of MBBs:	2
A103		
	39	
	24	
	Total Number of Ballots for Precinct A103:	219
	Total Number of MBBs:	2
A104		
	38	
	23	
	Total Number of Ballots for Precinct A104:	224
	Total Number of MBBs:	2
B101		
	22	
	37	
	Total Number of Ballots for Precinct B101:	140
	Total Number of MBBs:	2
B102		
	21	
	36	
	Total Number of Ballots for Precinct B102:	325
	Total Number of MBBs:	2

Precinct Name	MBB ID	
B103		
	35	
	20	
	Total Number of Ballots for Precinct B103:	73
	Total Number of MBBs:	2
C102		
	34	
	19	
	Total Number of Ballots for Precinct C102:	203
	Total Number of MBBs:	2
C103		
	18	
	33	
	Total Number of Ballots for Precinct C103:	190
	Total Number of MBBs:	2
D101		
	32	
	17	
	Total Number of Ballots for Precinct D101:	200
	Total Number of MBBs:	2
D102		
	16	
	31	
	Total Number of Ballots for Precinct D102:	106
	Total Number of MBBs:	2
D103		
	15	
	30	
	Total Number of Ballots for Precinct D103:	128
	Total Number of MBBs:	2

RECEIVED
JUN 06 2016
State Board of Elections

Precinct Election Day Status (with MBB IDs) — by # of MBBs — Unofficial
PRESIDENTIAL PREFERENCE AND REGULAR PRIMARY — OFFICIAL BALLOT FOR GARRARD COUNTY — May 17,2016

05/17/2016 07:17 PM

Total Number of Voters : 2,716 of 0 = 0.00%

Precincts Reporting 15 of 15 = 100.00%

Precinct Name	MBB ID
D104	
	29
	14
Total Number of Ballots for Precinct D104:	148
Total Number of MBBs:	2
E101	
	13
	28
Total Number of Ballots for Precinct E101:	258
Total Number of MBBs:	2
E103	
	12
	27
Total Number of Ballots for Precinct E103:	256
Total Number of MBBs:	2

Precinct Name	MBB ID

2016 PRIMARY ELECTION

Last Updated:5/17/2016 7:30:12 PM EDT

Registered Voters: 12,780

Ballots Cast: 2,716

Voter Turnout: 21.25%

Precincts Completely Reported: 14 of 14

Precincts Percent Reported: 100.00%

UNOFFICIAL RESULTS

US SENATOR - REPUBLICAN (VOTE FOR 1)

14 of 14 Precincts Reporting

Choice	Votes	Percent
Rand PAUL	1,527	87.61%
Stephen Howard SLAUGHTER	110	6.31%
James R. GOULD	106	6.08%
Total	**1,743**	

STATE REPRESENTATIVE, 71ST REPRESENTATIVE DISTRICT - REPUBLICAN (VOTE FOR 1)

14 of 14 Precincts Reporting

Choice	Votes	Percent
Buzz C. CARLOFTIS	221	12.00%
Jonathan SHELL	1,621	88.00%
Total	**1,842**	

PRESIDENT OF THE UNITED STATES - DEMOCRAT (VOTE FOR 1)

14 of 14 Precincts Reporting

Choice	Votes	Percent
Martin J. O'MALLEY	7	0.81%
Bernard 'Bernie' SANDERS	387	45.00%
Hillary CLINTON	434	50.47%
Roque Rocky De La FUENTE	3	0.35%
'UNCOMMITTED'	29	3.37%
Total	**860**	

US SENATOR - DEMOCRAT (VOTE FOR 1)

14 of 14 Precincts Reporting

Choice	Votes	Percent
Rory HOULIHAN	10	1.21%

RECEIVED
JUN 0 6 2016
State Board of Elections

Jeff KENDER	26	3.14%	
Ron LEACH	44	5.31%	
Tom RECKTENWALD	9	1.09%	
Grant T. SHORT	12	1.45%	
Sellus WILDER	58	7.00%	
Jim GRAY	669	80.80%	
Total	**828**		

Precinct Report — Unofficial

PRESIDENTIAL PREFERENCE AND REGULAR PRIMARY — OFFICIAL BALLOT FOR GARRARD COUNTY — May 17, 2016

05/17/2016 07:19 PM

Total Number of Voters : 2,716 of 0 = 0.00%

Precincts Reporting 15 of 15 = 100.00%

Party	Candidate	Absentee		Early		Election		Total	
Precinct AB (Ballots Cast: 88)									
UNITED STATES SENATOR, Vote For 1									
	Rand PAUL	0	0.00%	0	0.00%	43	84.31%	43	84.31%
	Stephen Howard SLAUGHTER	0	0.00%	0	0.00%	4	7.84%	4	7.84%
	James R. GOULD	0	0.00%	0	0.00%	4	7.84%	4	7.84%
	Cast Votes:	0	0.00%	0	0.00%	51	87.93%	51	87.93%
	Over Votes:	0	0.00%	0	0.00%	0	0.00%	0	0.00%
	Under Votes:	0	0.00%	0	0.00%	7	12.07%	7	12.07%
STATE REPRESENTATIVE 71st Representative District, Vote For 1									
	Buzz C. CARLOFTIS	0	0.00%	0	0.00%	4	6.90%	4	6.90%
	Jonathan SHELL	0	0.00%	0	0.00%	54	93.10%	54	93.10%
	Cast Votes:	0	0.00%	0	0.00%	58	100.00%	58	100.00%
	Over Votes:	0	0.00%	0	0.00%	0	0.00%	0	0.00%
	Under Votes:	0	0.00%	0	0.00%	0	0.00%	0	0.00%
PRESIDENT of the UNITED STATES, Vote For 1									
	Martin J. O'MALLEY	0	0.00%	0	0.00%	0	0.00%	0	0.00%
	Bernard "Bernie" SANDERS	0	0.00%	0	0.00%	14	46.67%	14	46.67%
	Hillary CLINTON	0	0.00%	0	0.00%	16	53.33%	16	53.33%
	Roque Rocky DE LA FUENTE	0	0.00%	0	0.00%	0	0.00%	0	0.00%
	"UNCOMMITTED"	0	0.00%	0	0.00%	0	0.00%	0	0.00%
	Cast Votes:	0	0.00%	0	0.00%	30	100.00%	30	100.00%
	Over Votes:	0	0.00%	0	0.00%	0	0.00%	0	0.00%
	Under Votes:	0	0.00%	0	0.00%	0	0.00%	0	0.00%
UNITED STATES SENATOR, Vote For 1									
	Rory HOULIHAN	0	0.00%	0	0.00%	0	0.00%	0	0.00%
	Jeff KENDER	0	0.00%	0	0.00%	3	10.00%	3	10.00%
	Ron LEACH	0	0.00%	0	0.00%	1	3.33%	1	3.33%
	Tom RECKTENWALD	0	0.00%	0	0.00%	1	3.33%	1	3.33%
	Grant T. SHORT	0	0.00%	0	0.00%	0	0.00%	0	0.00%
	Sellus WILDER	0	0.00%	0	0.00%	1	3.33%	1	3.33%
	Jim GRAY	0	0.00%	0	0.00%	24	80.00%	24	80.00%
	Cast Votes:	0	0.00%	0	0.00%	30	100.00%	30	100.00%
	Over Votes:	0	0.00%	0	0.00%	0	0.00%	0	0.00%
	Under Votes:	0	0.00%	0	0.00%	0	0.00%	0	0.00%

Precinct Report — Unofficial

PRESIDENTIAL PREFERENCE AND REGULAR PRIMARY — OFFICIAL BALLOT FOR GARRARD COUNTY — May 17, 2016

05/17/2016 07:19 PM

Total Number of Voters : 2,716 of 0 = 0.00%

Precincts Reporting 15 of 15 = 100.00%

Party	Candidate	Absentee		Early		Election		Total	
Precinct A101 (Ballots Cast: 158)									
UNITED STATES SENATOR, Vote For 1									
	Rand PAUL	0	0.00%	0	0.00%	88	85.44%	88	85.44%
	Stephen Howard SLAUGHTER	0	0.00%	0	0.00%	11	10.68%	11	10.68%
	James R. GOULD	0	0.00%	0	0.00%	4	3.88%	4	3.88%
	Cast Votes:	0	0.00%	0	0.00%	103	90.35%	103	90.35%
	Over Votes:	0	0.00%	0	0.00%	0	0.00%	0	0.00%
	Under Votes:	0	0.00%	0	0.00%	11	9.65%	11	9.65%
STATE REPRESENTATIVE 71st Representative District, Vote For 1									
	Buzz C. CARLOFTIS	0	0.00%	0	0.00%	25	21.93%	25	21.93%
	Jonathan SHELL	0	0.00%	0	0.00%	89	78.07%	89	78.07%
	Cast Votes:	0	0.00%	0	0.00%	114	100.00%	114	100.00%
	Over Votes:	0	0.00%	0	0.00%	0	0.00%	0	0.00%
	Under Votes:	0	0.00%	0	0.00%	0	0.00%	0	0.00%
PRESIDENT of the UNITED STATES, Vote For 1									
	Martin J. O'MALLEY	0	0.00%	0	0.00%	0	0.00%	0	0.00%
	Bernard "Bernie" SANDERS	0	0.00%	0	0.00%	20	45.45%	20	45.45%
	Hillary CLINTON	0	0.00%	0	0.00%	22	50.00%	22	50.00%
	Roque Rocky DE LA FUENTE	0	0.00%	0	0.00%	0	0.00%	0	0.00%
	"UNCOMMITTED"	0	0.00%	0	0.00%	2	4.55%	2	4.55%
	Cast Votes:	0	0.00%	0	0.00%	44	100.00%	44	100.00%
	Over Votes:	0	0.00%	0	0.00%	0	0.00%	0	0.00%
	Under Votes:	0	0.00%	0	0.00%	0	0.00%	0	0.00%
UNITED STATES SENATOR, Vote For 1									
	Rory HOULIHAN	0	0.00%	0	0.00%	0	0.00%	0	0.00%
	Jeff KENDER	0	0.00%	0	0.00%	2	4.65%	2	4.65%
	Ron LEACH	0	0.00%	0	0.00%	2	4.65%	2	4.65%
	Tom RECKTENWALD	0	0.00%	0	0.00%	0	0.00%	0	0.00%
	Grant T. SHORT	0	0.00%	0	0.00%	3	6.98%	3	6.98%
	Sellus WILDER	0	0.00%	0	0.00%	4	9.30%	4	9.30%
	Jim GRAY	0	0.00%	0	0.00%	32	74.42%	32	74.42%
	Cast Votes:	0	0.00%	0	0.00%	43	97.73%	43	97.73%
	Over Votes:	0	0.00%	0	0.00%	0	0.00%	0	0.00%
	Under Votes:	0	0.00%	0	0.00%	1	2.27%	1	2.27%

Precinct Report — Unofficial

PRESIDENTIAL PREFERENCE AND REGULAR PRIMARY — OFFICIAL BALLOT FOR GARRARD COUNTY — May 17, 2016

05/17/2016 07:19 PM

Total Number of Voters : 2,716 of 0 = 0.00%

Precincts Reporting 15 of 15 = 100.00%

Party	Candidate	Absentee		Early		Election		Total	
Precinct A103 (Ballots Cast: 219)									
UNITED STATES SENATOR, Vote For 1									
	Rand PAUL	0	0.00%	0	0.00%	116	88.55%	116	88.55%
	Stephen Howard SLAUGHTER	0	0.00%	0	0.00%	8	6.11%	8	6.11%
	James R. GOULD	0	0.00%	0	0.00%	7	5.34%	7	5.34%
	Cast Votes:	0	0.00%	0	0.00%	131	94.24%	131	94.24%
	Over Votes:	0	0.00%	0	0.00%	0	0.00%	0	0.00%
	Under Votes:	0	0.00%	0	0.00%	8	5.76%	8	5.76%
STATE REPRESENTATIVE 71st Representative District, Vote For 1									
	Buzz C. CARLOFTIS	0	0.00%	0	0.00%	22	15.83%	22	15.83%
	Jonathan SHELL	0	0.00%	0	0.00%	117	84.17%	117	84.17%
	Cast Votes:	0	0.00%	0	0.00%	139	100.00%	139	100.00%
	Over Votes:	0	0.00%	0	0.00%	0	0.00%	0	0.00%
	Under Votes:	0	0.00%	0	0.00%	0	0.00%	0	0.00%
PRESIDENT of the UNITED STATES, Vote For 1									
	Martin J. O'MALLEY	0	0.00%	0	0.00%	0	0.00%	0	0.00%
	Bernard "Bernie" SANDERS	0	0.00%	0	0.00%	37	47.44%	37	47.44%
	Hillary CLINTON	0	0.00%	0	0.00%	39	50.00%	39	50.00%
	Roque Rocky DE LA FUENTE	0	0.00%	0	0.00%	0	0.00%	0	0.00%
	"UNCOMMITTED"	0	0.00%	0	0.00%	2	2.56%	2	2.56%
	Cast Votes:	0	0.00%	0	0.00%	78	97.50%	78	97.50%
	Over Votes:	0	0.00%	0	0.00%	0	0.00%	0	0.00%
	Under Votes:	0	0.00%	0	0.00%	2	2.50%	2	2.50%
UNITED STATES SENATOR, Vote For 1									
	Rory HOULIHAN	0	0.00%	0	0.00%	1	1.28%	1	1.28%
	Jeff KENDER	0	0.00%	0	0.00%	2	2.56%	2	2.56%
	Ron LEACH	0	0.00%	0	0.00%	2	2.56%	2	2.56%
	Tom RECKTENWALD	0	0.00%	0	0.00%	2	2.56%	2	2.56%
	Grant T. SHORT	0	0.00%	0	0.00%	1	1.28%	1	1.28%
	Sellus WILDER	0	0.00%	0	0.00%	4	5.13%	4	5.13%
	Jim GRAY	0	0.00%	0	0.00%	66	84.62%	66	84.62%
	Cast Votes:	0	0.00%	0	0.00%	78	97.50%	78	97.50%
	Over Votes:	0	0.00%	0	0.00%	0	0.00%	0	0.00%
	Under Votes:	0	0.00%	0	0.00%	2	2.50%	2	2.50%

Precinct Report — Unofficial

PRESIDENTIAL PREFERENCE AND REGULAR PRIMARY — OFFICIAL BALLOT FOR GARRARD COUNTY — May 17, 2016

05/17/2016 07:19 PM

Total Number of Voters : 2,716 of 0 = 0.00%

Precincts Reporting 15 of 15 = 100.00%

Party	Candidate	Absentee		Early		Election		Total	
Precinct A104 (Ballots Cast: 224)									
UNITED STATES SENATOR, Vote For 1									
	Rand PAUL	0	0.00%	0	0.00%	125	93.98%	125	93.98%
	Stephen Howard SLAUGHTER	0	0.00%	0	0.00%	1	0.75%	1	0.75%
	James R. GOULD	0	0.00%	0	0.00%	7	5.26%	7	5.26%
	Cast Votes:	0	0.00%	0	0.00%	133	98.52%	133	98.52%
	Over Votes:	0	0.00%	0	0.00%	0	0.00%	0	0.00%
	Under Votes:	0	0.00%	0	0.00%	2	1.48%	2	1.48%
STATE REPRESENTATIVE 71st Representative District, Vote For 1									
	Buzz C. CARLOFTIS	0	0.00%	0	0.00%	15	11.11%	15	11.11%
	Jonathan SHELL	0	0.00%	0	0.00%	120	88.89%	120	88.89%
	Cast Votes:	0	0.00%	0	0.00%	135	100.00%	135	100.00%
	Over Votes:	0	0.00%	0	0.00%	0	0.00%	0	0.00%
	Under Votes:	0	0.00%	0	0.00%	0	0.00%	0	0.00%
PRESIDENT of the UNITED STATES, Vote For 1									
	Martin J. O'MALLEY	0	0.00%	0	0.00%	1	1.12%	1	1.12%
	Bernard "Bernie" SANDERS	0	0.00%	0	0.00%	36	40.45%	36	40.45%
	Hillary CLINTON	0	0.00%	0	0.00%	51	57.30%	51	57.30%
	Roque Rocky DE LA FUENTE	0	0.00%	0	0.00%	0	0.00%	0	0.00%
	"UNCOMMITTED"	0	0.00%	0	0.00%	1	1.12%	1	1.12%
	Cast Votes:	0	0.00%	0	0.00%	89	100.00%	89	100.00%
	Over Votes:	0	0.00%	0	0.00%	0	0.00%	0	0.00%
	Under Votes:	0	0.00%	0	0.00%	0	0.00%	0	0.00%
UNITED STATES SENATOR, Vote For 1									
	Rory HOULIHAN	0	0.00%	0	0.00%	1	1.15%	1	1.15%
	Jeff KENDER	0	0.00%	0	0.00%	3	3.45%	3	3.45%
	Ron LEACH	0	0.00%	0	0.00%	8	9.20%	8	9.20%
	Tom RECKTENWALD	0	0.00%	0	0.00%	0	0.00%	0	0.00%
	Grant T. SHORT	0	0.00%	0	0.00%	0	0.00%	0	0.00%
	Sellus WILDER	0	0.00%	0	0.00%	3	3.45%	3	3.45%
	Jim GRAY	0	0.00%	0	0.00%	72	82.76%	72	82.76%
	Cast Votes:	0	0.00%	0	0.00%	87	97.75%	87	97.75%
	Over Votes:	0	0.00%	0	0.00%	0	0.00%	0	0.00%
	Under Votes:	0	0.00%	0	0.00%	2	2.25%	2	2.25%

Precinct Report — Unofficial

PRESIDENTIAL PREFERENCE AND REGULAR PRIMARY — OFFICIAL BALLOT FOR GARRARD COUNTY — May 17, 2016

05/17/2016 07:19 PM

Total Number of Voters : 2,716 of 0 = 0.00%

Precincts Reporting 15 of 15 = 100.00%

Party	Candidate	Absentee		Early		Election		Total	
Precinct B101 (Ballots Cast: 140)									
UNITED STATES SENATOR, Vote For 1									
	Rand PAUL	0	0.00%	0	0.00%	77	92.77%	77	92.77%
	Stephen Howard SLAUGHTER	0	0.00%	0	0.00%	0	0.00%	0	0.00%
	James R. GOULD	0	0.00%	0	0.00%	6	7.23%	6	7.23%
	Cast Votes:	0	0.00%	0	0.00%	83	89.25%	83	89.25%
	Over Votes:	0	0.00%	0	0.00%	0	0.00%	0	0.00%
	Under Votes:	0	0.00%	0	0.00%	10	10.75%	10	10.75%
STATE REPRESENTATIVE 71st Representative District, Vote For 1									
	Buzz C. CARLOFTIS	0	0.00%	0	0.00%	3	3.23%	3	3.23%
	Jonathan SHELL	0	0.00%	0	0.00%	90	96.77%	90	96.77%
	Cast Votes:	0	0.00%	0	0.00%	93	100.00%	93	100.00%
	Over Votes:	0	0.00%	0	0.00%	0	0.00%	0	0.00%
	Under Votes:	0	0.00%	0	0.00%	0	0.00%	0	0.00%
PRESIDENT of the UNITED STATES, Vote For 1									
	Martin J. O'MALLEY	0	0.00%	0	0.00%	0	0.00%	0	0.00%
	Bernard "Bernie" SANDERS	0	0.00%	0	0.00%	11	23.91%	11	23.91%
	Hillary CLINTON	0	0.00%	0	0.00%	34	73.91%	34	73.91%
	Roque Rocky DE LA FUENTE	0	0.00%	0	0.00%	0	0.00%	0	0.00%
	"UNCOMMITTED"	0	0.00%	0	0.00%	1	2.17%	1	2.17%
	Cast Votes:	0	0.00%	0	0.00%	46	97.87%	46	97.87%
	Over Votes:	0	0.00%	0	0.00%	0	0.00%	0	0.00%
	Under Votes:	0	0.00%	0	0.00%	1	2.13%	1	2.13%
UNITED STATES SENATOR, Vote For 1									
	Rory HOULIHAN	0	0.00%	0	0.00%	0	0.00%	0	0.00%
	Jeff KENDER	0	0.00%	0	0.00%	0	0.00%	0	0.00%
	Ron LEACH	0	0.00%	0	0.00%	1	2.27%	1	2.27%
	Tom RECKTENWALD	0	0.00%	0	0.00%	0	0.00%	0	0.00%
	Grant T. SHORT	0	0.00%	0	0.00%	0	0.00%	0	0.00%
	Sellus WILDER	0	0.00%	0	0.00%	3	6.82%	3	6.82%
	Jim GRAY	0	0.00%	0	0.00%	40	90.91%	40	90.91%
	Cast Votes:	0	0.00%	0	0.00%	44	93.62%	44	93.62%
	Over Votes:	0	0.00%	0	0.00%	0	0.00%	0	0.00%
	Under Votes:	0	0.00%	0	0.00%	3	6.38%	3	6.38%

Precinct Report — Unofficial

PRESIDENTIAL PREFERENCE AND REGULAR PRIMARY — OFFICIAL BALLOT FOR GARRARD COUNTY — May 17, 2016

05/17/2016 07:19 PM

Total Number of Voters : 2,716 of 0 = 0.00%

Precincts Reporting 15 of 15 = 100.00%

Party	Candidate	Absentee		Early		Election		Total	
Precinct B102 (Ballots Cast: 325)									
UNITED STATES SENATOR, Vote For 1									
	Rand PAUL	0	0.00%	0	0.00%	200	84.75%	200	84.75%
	Stephen Howard SLAUGHTER	0	0.00%	0	0.00%	16	6.78%	16	6.78%
	James R. GOULD	0	0.00%	0	0.00%	20	8.47%	20	8.47%
	Cast Votes:	0	0.00%	0	0.00%	236	94.78%	236	94.78%
	Over Votes:	0	0.00%	0	0.00%	0	0.00%	0	0.00%
	Under Votes:	0	0.00%	0	0.00%	13	5.22%	13	5.22%
STATE REPRESENTATIVE 71st Representative District, Vote For 1									
	Buzz C. CARLOFTIS	0	0.00%	0	0.00%	21	8.57%	21	8.57%
	Jonathan SHELL	0	0.00%	0	0.00%	224	91.43%	224	91.43%
	Cast Votes:	0	0.00%	0	0.00%	245	98.39%	245	98.39%
	Over Votes:	0	0.00%	0	0.00%	0	0.00%	0	0.00%
	Under Votes:	0	0.00%	0	0.00%	4	1.61%	4	1.61%
PRESIDENT of the UNITED STATES, Vote For 1									
	Martin J. O'MALLEY	0	0.00%	0	0.00%	1	1.32%	1	1.32%
	Bernard "Bernie" SANDERS	0	0.00%	0	0.00%	27	35.53%	27	35.53%
	Hillary CLINTON	0	0.00%	0	0.00%	45	59.21%	45	59.21%
	Roque Rocky DE LA FUENTE	0	0.00%	0	0.00%	1	1.32%	1	1.32%
	"UNCOMMITTED"	0	0.00%	0	0.00%	2	2.63%	2	2.63%
	Cast Votes:	0	0.00%	0	0.00%	76	100.00%	76	100.00%
	Over Votes:	0	0.00%	0	0.00%	0	0.00%	0	0.00%
	Under Votes:	0	0.00%	0	0.00%	0	0.00%	0	0.00%
UNITED STATES SENATOR, Vote For 1									
	Rory HOULIHAN	0	0.00%	0	0.00%	0	0.00%	0	0.00%
	Jeff KENDER	0	0.00%	0	0.00%	1	1.41%	1	1.41%
	Ron LEACH	0	0.00%	0	0.00%	4	5.63%	4	5.63%
	Tom RECKTENWALD	0	0.00%	0	0.00%	0	0.00%	0	0.00%
	Grant T. SHORT	0	0.00%	0	0.00%	1	1.41%	1	1.41%
	Sellus WILDER	0	0.00%	0	0.00%	6	8.45%	6	8.45%
	Jim GRAY	0	0.00%	0	0.00%	59	83.10%	59	83.10%
	Cast Votes:	0	0.00%	0	0.00%	71	93.42%	71	93.42%
	Over Votes:	0	0.00%	0	0.00%	0	0.00%	0	0.00%
	Under Votes:	0	0.00%	0	0.00%	5	6.58%	5	6.58%

Precinct Report — Unofficial

PRESIDENTIAL PREFERENCE AND REGULAR PRIMARY — OFFICIAL BALLOT FOR GARRARD COUNTY — May 17, 2016

05/17/2016 07:19 PM

Total Number of Voters : 2,716 of 0 = 0.00%

Precincts Reporting 15 of 15 = 100.00%

Party	Candidate	Absentee		Early		Election		Total	
Precinct B103 (Ballots Cast: 73)									
UNITED STATES SENATOR, Vote For 1									
	Rand PAUL	0	0.00%	0	0.00%	40	88.89%	40	88.89%
	Stephen Howard SLAUGHTER	0	0.00%	0	0.00%	3	6.67%	3	6.67%
	James R. GOULD	0	0.00%	0	0.00%	2	4.44%	2	4.44%
	Cast Votes:	0	0.00%	0	0.00%	45	91.84%	45	91.84%
	Over Votes:	0	0.00%	0	0.00%	0	0.00%	0	0.00%
	Under Votes:	0	0.00%	0	0.00%	4	8.16%	4	8.16%
STATE REPRESENTATIVE 71st Representative District, Vote For 1									
	Buzz C. CARLOFTIS	0	0.00%	0	0.00%	3	6.12%	3	6.12%
	Jonathan SHELL	0	0.00%	0	0.00%	46	93.88%	46	93.88%
	Cast Votes:	0	0.00%	0	0.00%	49	100.00%	49	100.00%
	Over Votes:	0	0.00%	0	0.00%	0	0.00%	0	0.00%
	Under Votes:	0	0.00%	0	0.00%	0	0.00%	0	0.00%
PRESIDENT of the UNITED STATES, Vote For 1									
	Martin J. O'MALLEY	0	0.00%	0	0.00%	0	0.00%	0	0.00%
	Bernard "Bernie" SANDERS	0	0.00%	0	0.00%	7	29.17%	7	29.17%
	Hillary CLINTON	0	0.00%	0	0.00%	17	70.83%	17	70.83%
	Roque Rocky DE LA FUENTE	0	0.00%	0	0.00%	0	0.00%	0	0.00%
	"UNCOMMITTED"	0	0.00%	0	0.00%	0	0.00%	0	0.00%
	Cast Votes:	0	0.00%	0	0.00%	24	100.00%	24	100.00%
	Over Votes:	0	0.00%	0	0.00%	0	0.00%	0	0.00%
	Under Votes:	0	0.00%	0	0.00%	0	0.00%	0	0.00%
UNITED STATES SENATOR, Vote For 1									
	Rory HOULIHAN	0	0.00%	0	0.00%	1	4.55%	1	4.55%
	Jeff KENDER	0	0.00%	0	0.00%	0	0.00%	0	0.00%
	Ron LEACH	0	0.00%	0	0.00%	0	0.00%	0	0.00%
	Tom RECKTENWALD	0	0.00%	0	0.00%	1	4.55%	1	4.55%
	Grant T. SHORT	0	0.00%	0	0.00%	0	0.00%	0	0.00%
	Sellus WILDER	0	0.00%	0	0.00%	3	13.64%	3	13.64%
	Jim GRAY	0	0.00%	0	0.00%	17	77.27%	17	77.27%
	Cast Votes:	0	0.00%	0	0.00%	22	91.67%	22	91.67%
	Over Votes:	0	0.00%	0	0.00%	0	0.00%	0	0.00%
	Under Votes:	0	0.00%	0	0.00%	2	8.33%	2	8.33%

Precinct Report — Unofficial

PRESIDENTIAL PREFERENCE AND REGULAR PRIMARY — OFFICIAL BALLOT FOR GARRARD COUNTY — May 17, 2016

05/17/2016 07:19 PM

Total Number of Voters : 2,716 of 0 = 0.00%

Precincts Reporting 15 of 15 = 100.00%

Party	Candidate	Absentee		Early		Election		Total	
Precinct C102 (Ballots Cast: 203)									
UNITED STATES SENATOR, Vote For 1									
	Rand PAUL	0	0.00%	0	0.00%	104	88.14%	104	88.14%
	Stephen Howard SLAUGHTER	0	0.00%	0	0.00%	11	9.32%	11	9.32%
	James R. GOULD	0	0.00%	0	0.00%	3	2.54%	3	2.54%
	Cast Votes:	0	0.00%	0	0.00%	118	99.16%	118	99.16%
	Over Votes:	0	0.00%	0	0.00%	0	0.00%	0	0.00%
	Under Votes:	0	0.00%	0	0.00%	1	0.84%	1	0.84%
STATE REPRESENTATIVE 71st Representative District, Vote For 1									
	Buzz C. CARLOFTIS	0	0.00%	0	0.00%	21	17.95%	21	17.95%
	Jonathan SHELL	0	0.00%	0	0.00%	96	82.05%	96	82.05%
	Cast Votes:	0	0.00%	0	0.00%	117	98.32%	117	98.32%
	Over Votes:	0	0.00%	0	0.00%	0	0.00%	0	0.00%
	Under Votes:	0	0.00%	0	0.00%	2	1.68%	2	1.68%
PRESIDENT of the UNITED STATES, Vote For 1									
	Martin J. O'MALLEY	0	0.00%	0	0.00%	1	1.19%	1	1.19%
	Bernard "Bernie" SANDERS	0	0.00%	0	0.00%	45	53.57%	45	53.57%
	Hillary CLINTON	0	0.00%	0	0.00%	33	39.29%	33	39.29%
	Roque Rocky DE LA FUENTE	0	0.00%	0	0.00%	0	0.00%	0	0.00%
	"UNCOMMITTED"	0	0.00%	0	0.00%	5	5.95%	5	5.95%
	Cast Votes:	0	0.00%	0	0.00%	84	100.00%	84	100.00%
	Over Votes:	0	0.00%	0	0.00%	0	0.00%	0	0.00%
	Under Votes:	0	0.00%	0	0.00%	0	0.00%	0	0.00%
UNITED STATES SENATOR, Vote For 1									
	Rory HOULIHAN	0	0.00%	0	0.00%	1	1.30%	1	1.30%
	Jeff KENDER	0	0.00%	0	0.00%	3	3.90%	3	3.90%
	Ron LEACH	0	0.00%	0	0.00%	4	5.19%	4	5.19%
	Tom RECKTENWALD	0	0.00%	0	0.00%	0	0.00%	0	0.00%
	Grant T. SHORT	0	0.00%	0	0.00%	1	1.30%	1	1.30%
	Sellus WILDER	0	0.00%	0	0.00%	5	6.49%	5	6.49%
	Jim GRAY	0	0.00%	0	0.00%	63	81.82%	63	81.82%
	Cast Votes:	0	0.00%	0	0.00%	77	91.67%	77	91.67%
	Over Votes:	0	0.00%	0	0.00%	0	0.00%	0	0.00%
	Under Votes:	0	0.00%	0	0.00%	7	8.33%	7	8.33%

Precinct Report — Unofficial

PRESIDENTIAL PREFERENCE AND REGULAR PRIMARY — OFFICIAL BALLOT FOR GARRARD COUNTY — May 17, 2016

05/17/2016 07:19 PM

Total Number of Voters : 2,716 of 0 = 0.00%

Precincts Reporting 15 of 15 = 100.00%

Party	Candidate	Absentee		Early		Election		Total	
Precinct C103 (Ballots Cast: 190)									
UNITED STATES SENATOR, Vote For 1									
	Rand PAUL	0	0.00%	0	0.00%	88	82.24%	88	82.24%
	Stephen Howard SLAUGHTER	0	0.00%	0	0.00%	7	6.54%	7	6.54%
	James R. GOULD	0	0.00%	0	0.00%	12	11.21%	12	11.21%
	Cast Votes:	0	0.00%	0	0.00%	107	99.07%	107	99.07%
	Over Votes:	0	0.00%	0	0.00%	0	0.00%	0	0.00%
	Under Votes:	0	0.00%	0	0.00%	1	0.93%	1	0.93%
STATE REPRESENTATIVE 71st Representative District, Vote For 1									
	Buzz C. CARLOFTIS	0	0.00%	0	0.00%	11	10.19%	11	10.19%
	Jonathan SHELL	0	0.00%	0	0.00%	97	89.81%	97	89.81%
	Cast Votes:	0	0.00%	0	0.00%	108	100.00%	108	100.00%
	Over Votes:	0	0.00%	0	0.00%	0	0.00%	0	0.00%
	Under Votes:	0	0.00%	0	0.00%	0	0.00%	0	0.00%
PRESIDENT of the UNITED STATES, Vote For 1									
	Martin J. O'MALLEY	0	0.00%	0	0.00%	0	0.00%	0	0.00%
	Bernard "Bernie" SANDERS	0	0.00%	0	0.00%	31	37.80%	31	37.80%
	Hillary CLINTON	0	0.00%	0	0.00%	46	56.10%	46	56.10%
	Roque Rocky DE LA FUENTE	0	0.00%	0	0.00%	0	0.00%	0	0.00%
	"UNCOMMITTED"	0	0.00%	0	0.00%	5	6.10%	5	6.10%
	Cast Votes:	0	0.00%	0	0.00%	82	100.00%	82	100.00%
	Over Votes:	0	0.00%	0	0.00%	0	0.00%	0	0.00%
	Under Votes:	0	0.00%	0	0.00%	0	0.00%	0	0.00%
UNITED STATES SENATOR, Vote For 1									
	Rory HOULIHAN	0	0.00%	0	0.00%	1	1.25%	1	1.25%
	Jeff KENDER	0	0.00%	0	0.00%	0	0.00%	0	0.00%
	Ron LEACH	0	0.00%	0	0.00%	5	6.25%	5	6.25%
	Tom RECKTENWALD	0	0.00%	0	0.00%	1	1.25%	1	1.25%
	Grant T. SHORT	0	0.00%	0	0.00%	0	0.00%	0	0.00%
	Sellus WILDER	0	0.00%	0	0.00%	4	5.00%	4	5.00%
	Jim GRAY	0	0.00%	0	0.00%	69	86.25%	69	86.25%
	Cast Votes:	0	0.00%	0	0.00%	80	97.56%	80	97.56%
	Over Votes:	0	0.00%	0	0.00%	0	0.00%	0	0.00%
	Under Votes:	0	0.00%	0	0.00%	2	2.44%	2	2.44%

Precinct Report — Unofficial

PRESIDENTIAL PREFERENCE AND REGULAR PRIMARY — OFFICIAL BALLOT FOR GARRARD COUNTY — May 17, 2016

05/17/2016 07:19 PM

Total Number of Voters : 2,716 of 0 = 0.00%

Precincts Reporting 15 of 15 = 100.00%

Party	Candidate	Absentee		Early		Election		Total	
Precinct D101 (Ballots Cast: 200)									
UNITED STATES SENATOR, Vote For 1									
	Rand PAUL	0	0.00%	0	0.00%	140	92.11%	140	92.11%
	Stephen Howard SLAUGHTER	0	0.00%	0	0.00%	7	4.61%	7	4.61%
	James R. GOULD	0	0.00%	0	0.00%	5	3.29%	5	3.29%
	Cast Votes:	0	0.00%	0	0.00%	152	93.83%	152	93.83%
	Over Votes:	0	0.00%	0	0.00%	0	0.00%	0	0.00%
	Under Votes:	0	0.00%	0	0.00%	10	6.17%	10	6.17%
STATE REPRESENTATIVE 71st Representative District, Vote For 1									
	Buzz C. CARLOFTIS	0	0.00%	0	0.00%	16	9.88%	16	9.88%
	Jonathan SHELL	0	0.00%	0	0.00%	146	90.12%	146	90.12%
	Cast Votes:	0	0.00%	0	0.00%	162	100.00%	162	100.00%
	Over Votes:	0	0.00%	0	0.00%	0	0.00%	0	0.00%
	Under Votes:	0	0.00%	0	0.00%	0	0.00%	0	0.00%
PRESIDENT of the UNITED STATES, Vote For 1									
	Martin J. O'MALLEY	0	0.00%	0	0.00%	2	5.26%	2	5.26%
	Bernard "Bernie" SANDERS	0	0.00%	0	0.00%	18	47.37%	18	47.37%
	Hillary CLINTON	0	0.00%	0	0.00%	17	44.74%	17	44.74%
	Roque Rocky DE LA FUENTE	0	0.00%	0	0.00%	0	0.00%	0	0.00%
	"UNCOMMITTED"	0	0.00%	0	0.00%	1	2.63%	1	2.63%
	Cast Votes:	0	0.00%	0	0.00%	38	100.00%	38	100.00%
	Over Votes:	0	0.00%	0	0.00%	0	0.00%	0	0.00%
	Under Votes:	0	0.00%	0	0.00%	0	0.00%	0	0.00%
UNITED STATES SENATOR, Vote For 1									
	Rory HOULIHAN	0	0.00%	0	0.00%	0	0.00%	0	0.00%
	Jeff KENDER	0	0.00%	0	0.00%	1	2.86%	1	2.86%
	Ron LEACH	0	0.00%	0	0.00%	2	5.71%	2	5.71%
	Tom RECKTENWALD	0	0.00%	0	0.00%	2	5.71%	2	5.71%
	Grant T. SHORT	0	0.00%	0	0.00%	2	5.71%	2	5.71%
	Sellus WILDER	0	0.00%	0	0.00%	2	5.71%	2	5.71%
	Jim GRAY	0	0.00%	0	0.00%	26	74.29%	26	74.29%
	Cast Votes:	0	0.00%	0	0.00%	35	92.11%	35	92.11%
	Over Votes:	0	0.00%	0	0.00%	0	0.00%	0	0.00%
	Under Votes:	0	0.00%	0	0.00%	3	7.89%	3	7.89%

Precinct Report — Unofficial

PRESIDENTIAL PREFERENCE AND REGULAR PRIMARY — OFFICIAL BALLOT FOR GARRARD COUNTY — May 17, 2016

05/17/2016 07:19 PM

Total Number of Voters : 2,716 of 0 = 0.00%

Precincts Reporting 15 of 15 = 100.00%

Party	Candidate	Absentee		Early		Election		Total	
Precinct D102 (Ballots Cast: 106)									
UNITED STATES SENATOR, Vote For 1									
	Rand PAUL	0	0.00%	0	0.00%	52	80.00%	52	80.00%
	Stephen Howard SLAUGHTER	0	0.00%	0	0.00%	6	9.23%	6	9.23%
	James R. GOULD	0	0.00%	0	0.00%	7	10.77%	7	10.77%
	Cast Votes:	0	0.00%	0	0.00%	65	92.86%	65	92.86%
	Over Votes:	0	0.00%	0	0.00%	0	0.00%	0	0.00%
	Under Votes:	0	0.00%	0	0.00%	5	7.14%	5	7.14%
STATE REPRESENTATIVE 71st Representative District, Vote For 1									
	Buzz C. CARLOFTIS	0	0.00%	0	0.00%	9	12.86%	9	12.86%
	Jonathan SHELL	0	0.00%	0	0.00%	61	87.14%	61	87.14%
	Cast Votes:	0	0.00%	0	0.00%	70	100.00%	70	100.00%
	Over Votes:	0	0.00%	0	0.00%	0	0.00%	0	0.00%
	Under Votes:	0	0.00%	0	0.00%	0	0.00%	0	0.00%
PRESIDENT of the UNITED STATES, Vote For 1									
	Martin J. O'MALLEY	0	0.00%	0	0.00%	0	0.00%	0	0.00%
	Bernard "Bernie" SANDERS	0	0.00%	0	0.00%	17	50.00%	17	50.00%
	Hillary CLINTON	0	0.00%	0	0.00%	13	38.24%	13	38.24%
	Roque Rocky DE LA FUENTE	0	0.00%	0	0.00%	0	0.00%	0	0.00%
	"UNCOMMITTED"	0	0.00%	0	0.00%	4	11.76%	4	11.76%
	Cast Votes:	0	0.00%	0	0.00%	34	94.44%	34	94.44%
	Over Votes:	0	0.00%	0	0.00%	0	0.00%	0	0.00%
	Under Votes:	0	0.00%	0	0.00%	2	5.56%	2	5.56%
UNITED STATES SENATOR, Vote For 1									
	Rory HOULIHAN	0	0.00%	0	0.00%	1	2.78%	1	2.78%
	Jeff KENDER	0	0.00%	0	0.00%	2	5.56%	2	5.56%
	Ron LEACH	0	0.00%	0	0.00%	1	2.78%	1	2.78%
	Tom RECKTENWALD	0	0.00%	0	0.00%	0	0.00%	0	0.00%
	Grant T. SHORT	0	0.00%	0	0.00%	1	2.78%	1	2.78%
	Sellus WILDER	0	0.00%	0	0.00%	3	8.33%	3	8.33%
	Jim GRAY	0	0.00%	0	0.00%	28	77.78%	28	77.78%
	Cast Votes:	0	0.00%	0	0.00%	36	100.00%	36	100.00%
	Over Votes:	0	0.00%	0	0.00%	0	0.00%	0	0.00%
	Under Votes:	0	0.00%	0	0.00%	0	0.00%	0	0.00%

Precinct Report — Unofficial

PRESIDENTIAL PREFERENCE AND REGULAR PRIMARY — OFFICIAL BALLOT FOR GARRARD COUNTY — May 17, 2016

05/17/2016 07:19 PM

Total Number of Voters : 2,716 of 0 = 0.00%

Precincts Reporting 15 of 15 = 100.00%

Party	Candidate	Absentee		Early		Election		Total	
Precinct D103 (Ballots Cast: 128)									
UNITED STATES SENATOR, Vote For 1									
	Rand PAUL	0	0.00%	0	0.00%	58	82.86%	58	82.86%
	Stephen Howard SLAUGHTER	0	0.00%	0	0.00%	7	10.00%	7	10.00%
	James R. GOULD	0	0.00%	0	0.00%	5	7.14%	5	7.14%
	Cast Votes:	0	0.00%	0	0.00%	70	89.74%	70	89.74%
	Over Votes:	0	0.00%	0	0.00%	0	0.00%	0	0.00%
	Under Votes:	0	0.00%	0	0.00%	8	10.26%	8	10.26%
STATE REPRESENTATIVE 71st Representative District, Vote For 1									
	Buzz C. CARLOFTIS	0	0.00%	0	0.00%	17	22.08%	17	22.08%
	Jonathan SHELL	0	0.00%	0	0.00%	60	77.92%	60	77.92%
	Cast Votes:	0	0.00%	0	0.00%	77	98.72%	77	98.72%
	Over Votes:	0	0.00%	0	0.00%	0	0.00%	0	0.00%
	Under Votes:	0	0.00%	0	0.00%	1	1.28%	1	1.28%
PRESIDENT of the UNITED STATES, Vote For 1									
	Martin J. O'MALLEY	0	0.00%	0	0.00%	0	0.00%	0	0.00%
	Bernard "Bernie" SANDERS	0	0.00%	0	0.00%	26	53.06%	26	53.06%
	Hillary CLINTON	0	0.00%	0	0.00%	22	44.90%	22	44.90%
	Roque Rocky DE LA FUENTE	0	0.00%	0	0.00%	0	0.00%	0	0.00%
	"UNCOMMITTED"	0	0.00%	0	0.00%	1	2.04%	1	2.04%
	Cast Votes:	0	0.00%	0	0.00%	49	98.00%	49	98.00%
	Over Votes:	0	0.00%	0	0.00%	0	0.00%	0	0.00%
	Under Votes:	0	0.00%	0	0.00%	1	2.00%	1	2.00%
UNITED STATES SENATOR, Vote For 1									
	Rory HOULIHAN	0	0.00%	0	0.00%	1	2.08%	1	2.08%
	Jeff KENDER	0	0.00%	0	0.00%	2	4.17%	2	4.17%
	Ron LEACH	0	0.00%	0	0.00%	3	6.25%	3	6.25%
	Tom RECKTENWALD	0	0.00%	0	0.00%	0	0.00%	0	0.00%
	Grant T. SHORT	0	0.00%	0	0.00%	1	2.08%	1	2.08%
	Sellus WILDER	0	0.00%	0	0.00%	2	4.17%	2	4.17%
	Jim GRAY	0	0.00%	0	0.00%	39	81.25%	39	81.25%
	Cast Votes:	0	0.00%	0	0.00%	48	96.00%	48	96.00%
	Over Votes:	0	0.00%	0	0.00%	0	0.00%	0	0.00%
	Under Votes:	0	0.00%	0	0.00%	2	4.00%	2	4.00%

Precinct Report — Unofficial

PRESIDENTIAL PREFERENCE AND REGULAR PRIMARY — OFFICIAL BALLOT FOR GARRARD COUNTY — May 17, 2016

05/17/2016 07:19 PM

Total Number of Voters : 2,716 of 0 = 0.00%

Precincts Reporting 15 of 15 = 100.00%

Party	Candidate	Absentee		Early		Election		Total	
Precinct D104 (Ballots Cast: 148)									
UNITED STATES SENATOR, Vote For 1									
	Rand PAUL	0	0.00%	0	0.00%	86	89.58%	86	89.58%
	Stephen Howard SLAUGHTER	0	0.00%	0	0.00%	5	5.21%	5	5.21%
	James R. GOULD	0	0.00%	0	0.00%	5	5.21%	5	5.21%
	Cast Votes:	0	0.00%	0	0.00%	96	96.00%	96	96.00%
	Over Votes:	0	0.00%	0	0.00%	0	0.00%	0	0.00%
	Under Votes:	0	0.00%	0	0.00%	4	4.00%	4	4.00%
STATE REPRESENTATIVE 71st Representative District, Vote For 1									
	Buzz C. CARLOFTIS	0	0.00%	0	0.00%	6	6.00%	6	6.00%
	Jonathan SHELL	0	0.00%	0	0.00%	94	94.00%	94	94.00%
	Cast Votes:	0	0.00%	0	0.00%	100	100.00%	100	100.00%
	Over Votes:	0	0.00%	0	0.00%	0	0.00%	0	0.00%
	Under Votes:	0	0.00%	0	0.00%	0	0.00%	0	0.00%
PRESIDENT of the UNITED STATES, Vote For 1									
	Martin J. O'MALLEY	0	0.00%	0	0.00%	1	2.08%	1	2.08%
	Bernard "Bernie" SANDERS	0	0.00%	0	0.00%	20	41.67%	20	41.67%
	Hillary CLINTON	0	0.00%	0	0.00%	23	47.92%	23	47.92%
	Roque Rocky DE LA FUENTE	0	0.00%	0	0.00%	1	2.08%	1	2.08%
	"UNCOMMITTED"	0	0.00%	0	0.00%	3	6.25%	3	6.25%
	Cast Votes:	0	0.00%	0	0.00%	48	100.00%	48	100.00%
	Over Votes:	0	0.00%	0	0.00%	0	0.00%	0	0.00%
	Under Votes:	0	0.00%	0	0.00%	0	0.00%	0	0.00%
UNITED STATES SENATOR, Vote For 1									
	Rory HOULIHAN	0	0.00%	0	0.00%	1	2.08%	1	2.08%
	Jeff KENDER	0	0.00%	0	0.00%	3	6.25%	3	6.25%
	Ron LEACH	0	0.00%	0	0.00%	0	0.00%	0	0.00%
	Tom RECKTENWALD	0	0.00%	0	0.00%	2	4.17%	2	4.17%
	Grant T. SHORT	0	0.00%	0	0.00%	1	2.08%	1	2.08%
	Sellus WILDER	0	0.00%	0	0.00%	2	4.17%	2	4.17%
	Jim GRAY	0	0.00%	0	0.00%	39	81.25%	39	81.25%
	Cast Votes:	0	0.00%	0	0.00%	48	100.00%	48	100.00%
	Over Votes:	0	0.00%	0	0.00%	0	0.00%	0	0.00%
	Under Votes:	0	0.00%	0	0.00%	0	0.00%	0	0.00%

Precinct Report — Unofficial

PRESIDENTIAL PREFERENCE AND REGULAR PRIMARY — OFFICIAL BALLOT FOR GARRARD COUNTY — May 17, 2016

05/17/2016 07:19 PM

Total Number of Voters : 2,716 of 0 = 0.00%

Precincts Reporting 15 of 15 = 100.00%

Party	Candidate	Absentee		Early		Election		Total	
Precinct E101 (Ballots Cast: 258)									
UNITED STATES SENATOR, Vote For 1									
	Rand PAUL	0	0.00%	0	0.00%	146	88.48%	146	88.48%
	Stephen Howard SLAUGHTER	0	0.00%	0	0.00%	10	6.06%	10	6.06%
	James R. GOULD	0	0.00%	0	0.00%	9	5.45%	9	5.45%
	Cast Votes:	0	0.00%	0	0.00%	165	95.38%	165	95.38%
	Over Votes:	0	0.00%	0	0.00%	0	0.00%	0	0.00%
	Under Votes:	0	0.00%	0	0.00%	8	4.62%	8	4.62%
STATE REPRESENTATIVE 71st Representative District, Vote For 1									
	Buzz C. CARLOFTIS	0	0.00%	0	0.00%	21	12.14%	21	12.14%
	Jonathan SHELL	0	0.00%	0	0.00%	152	87.86%	152	87.86%
	Cast Votes:	0	0.00%	0	0.00%	173	100.00%	173	100.00%
	Over Votes:	0	0.00%	0	0.00%	0	0.00%	0	0.00%
	Under Votes:	0	0.00%	0	0.00%	0	0.00%	0	0.00%
PRESIDENT of the UNITED STATES, Vote For 1									
	Martin J. O'MALLEY	0	0.00%	0	0.00%	0	0.00%	0	0.00%
	Bernard "Bernie" SANDERS	0	0.00%	0	0.00%	35	41.67%	35	41.67%
	Hillary CLINTON	0	0.00%	0	0.00%	46	54.76%	46	54.76%
	Roque Rocky DE LA FUENTE	0	0.00%	0	0.00%	1	1.19%	1	1.19%
	"UNCOMMITTED"	0	0.00%	0	0.00%	2	2.38%	2	2.38%
	Cast Votes:	0	0.00%	0	0.00%	84	98.82%	84	98.82%
	Over Votes:	0	0.00%	0	0.00%	0	0.00%	0	0.00%
	Under Votes:	0	0.00%	0	0.00%	1	1.18%	1	1.18%
UNITED STATES SENATOR, Vote For 1									
	Rory HOULIHAN	0	0.00%	0	0.00%	2	2.53%	2	2.53%
	Jeff KENDER	0	0.00%	0	0.00%	2	2.53%	2	2.53%
	Ron LEACH	0	0.00%	0	0.00%	6	7.59%	6	7.59%
	Tom RECKTENWALD	0	0.00%	0	0.00%	0	0.00%	0	0.00%
	Grant T. SHORT	0	0.00%	0	0.00%	1	1.27%	1	1.27%
	Sellus WILDER	0	0.00%	0	0.00%	5	6.33%	5	6.33%
	Jim GRAY	0	0.00%	0	0.00%	63	79.75%	63	79.75%
	Cast Votes:	0	0.00%	0	0.00%	79	92.94%	79	92.94%
	Over Votes:	0	0.00%	0	0.00%	0	0.00%	0	0.00%
	Under Votes:	0	0.00%	0	0.00%	6	7.06%	6	7.06%

PRESIDENTIAL PREFERENCE AND REGULAR PRIMARY — OFFICIAL BALLOT FOR GARRARD COUNTY — May 17, 2016

05/17/2016 07:19 PM

Total Number of Voters : 2,716 of 0 = 0.00%

Precincts Reporting 15 of 15 = 100.00%

Party	Candidate	Absentee		Early		Election		Total	
Precinct E103 (Ballots Cast: 256)									
UNITED STATES SENATOR, Vote For 1									
	Rand PAUL	0	0.00%	0	0.00%	164	87.23%	164	87.23%
	Stephen Howard SLAUGHTER	0	0.00%	0	0.00%	14	7.45%	14	7.45%
	James R. GOULD	0	0.00%	0	0.00%	10	5.32%	10	5.32%
	Cast Votes:	0	0.00%	0	0.00%	188	93.07%	188	93.07%
	Over Votes:	0	0.00%	0	0.00%	0	0.00%	0	0.00%
	Under Votes:	0	0.00%	0	0.00%	14	6.93%	14	6.93%
STATE REPRESENTATIVE 71st Representative District, Vote For 1									
	Buzz C. CARLOFTIS	0	0.00%	0	0.00%	27	13.37%	27	13.37%
	Jonathan SHELL	0	0.00%	0	0.00%	175	86.63%	175	86.63%
	Cast Votes:	0	0.00%	0	0.00%	202	100.00%	202	100.00%
	Over Votes:	0	0.00%	0	0.00%	0	0.00%	0	0.00%
	Under Votes:	0	0.00%	0	0.00%	0	0.00%	0	0.00%
PRESIDENT of the UNITED STATES, Vote For 1									
	Martin J. O'MALLEY	0	0.00%	0	0.00%	1	1.85%	1	1.85%
	Bernard "Bernie" SANDERS	0	0.00%	0	0.00%	43	79.63%	43	79.63%
	Hillary CLINTON	0	0.00%	0	0.00%	10	18.52%	10	18.52%
	Roque Rocky DE LA FUENTE	0	0.00%	0	0.00%	0	0.00%	0	0.00%
	"UNCOMMITTED"	0	0.00%	0	0.00%	0	0.00%	0	0.00%
	Cast Votes:	0	0.00%	0	0.00%	54	100.00%	54	100.00%
	Over Votes:	0	0.00%	0	0.00%	0	0.00%	0	0.00%
	Under Votes:	0	0.00%	0	0.00%	0	0.00%	0	0.00%
UNITED STATES SENATOR, Vote For 1									
	Rory HOULIHAN	0	0.00%	0	0.00%	0	0.00%	0	0.00%
	Jeff KENDER	0	0.00%	0	0.00%	2	4.00%	2	4.00%
	Ron LEACH	0	0.00%	0	0.00%	5	10.00%	5	10.00%
	Tom RECKTENWALD	0	0.00%	0	0.00%	0	0.00%	0	0.00%
	Grant T. SHORT	0	0.00%	0	0.00%	0	0.00%	0	0.00%
	Sellus WILDER	0	0.00%	0	0.00%	11	22.00%	11	22.00%
	Jim GRAY	0	0.00%	0	0.00%	32	64.00%	32	64.00%
	Cast Votes:	0	0.00%	0	0.00%	50	92.59%	50	92.59%
	Over Votes:	0	0.00%	0	0.00%	0	0.00%	0	0.00%
	Under Votes:	0	0.00%	0	0.00%	4	7.41%	4	7.41%

Cumulative Report — Unofficial

PRESIDENTIAL PREFERENCE AND REGULAR PRIMARY — OFFICIAL BALLOT FOR GARRARD COUNTY — May 17, 2016

05/17/2016 07:19 PM

Total Number of Voters : 2,716 of 0 = 0.00%

Precincts Reporting 15 of 15 = 100.00%

Party	Candidate	Absentee		Early		Election		Total	
UNITED STATES SENATOR, Vote For 1									
	Rand PAUL	0	0.00%	0	0.00%	1,527	87.61%	1,527	87.61%
	Stephen Howard SLAUGHTER	0	0.00%	0	0.00%	110	6.31%	110	6.31%
	James R. GOULD	0	0.00%	0	0.00%	106	6.08%	106	6.08%
	Cast Votes:	0	0.00%	0	0.00%	1,743	94.27%	1,743	94.27%
	Over Votes:	0	0.00%	0	0.00%	0	0.00%	0	0.00%
	Under Votes:	0	0.00%	0	0.00%	106	5.73%	106	5.73%
STATE REPRESENTATIVE 71st Representative District, Vote For 1									
	Buzz C. CARLOFTIS	0	0.00%	0	0.00%	221	12.00%	221	12.00%
	Jonathan SHELL	0	0.00%	0	0.00%	1,621	88.00%	1,621	88.00%
	Cast Votes:	0	0.00%	0	0.00%	1,842	99.62%	1,842	99.62%
	Over Votes:	0	0.00%	0	0.00%	0	0.00%	0	0.00%
	Under Votes:	0	0.00%	0	0.00%	7	0.38%	7	0.38%
PRESIDENT of the UNITED STATES, Vote For 1									
	Martin J. O'MALLEY	0	0.00%	0	0.00%	7	0.81%	7	0.81%
	Bernard "Bernie" SANDERS	0	0.00%	0	0.00%	387	45.00%	387	45.00%
	Hillary CLINTON	0	0.00%	0	0.00%	434	50.47%	434	50.47%
	Roque Rocky DE LA FUENTE	0	0.00%	0	0.00%	3	0.35%	3	0.35%
	"UNCOMMITTED"	0	0.00%	0	0.00%	29	3.37%	29	3.37%
	Cast Votes:	0	0.00%	0	0.00%	860	99.19%	860	99.19%
	Over Votes:	0	0.00%	0	0.00%	0	0.00%	0	0.00%
	Under Votes:	0	0.00%	0	0.00%	7	0.81%	7	0.81%
UNITED STATES SENATOR, Vote For 1									
	Rory HOULIHAN	0	0.00%	0	0.00%	10	1.21%	10	1.21%
	Jeff KENDER	0	0.00%	0	0.00%	26	3.14%	26	3.14%
	Ron LEACH	0	0.00%	0	0.00%	44	5.31%	44	5.31%
	Tom RECKTENWALD	0	0.00%	0	0.00%	9	1.09%	9	1.09%
	Grant T. SHORT	0	0.00%	0	0.00%	12	1.45%	12	1.45%
	Sellus WILDER	0	0.00%	0	0.00%	58	7.00%	58	7.00%
	Jim GRAY	0	0.00%	0	0.00%	669	80.80%	669	80.80%
	Cast Votes:	0	0.00%	0	0.00%	828	95.50%	828	95.50%
	Over Votes:	0	0.00%	0	0.00%	0	0.00%	0	0.00%
	Under Votes:	0	0.00%	0	0.00%	39	4.50%	39	4.50%

Precinct Turnout — Total Voters — Unofficial

PRESIDENTIAL PREFERENCE AND REGULAR PRIMARY — OFFICIAL BALLOT FOR GARRARD COUNTY — May 17, 2016

05/17/2016 07:18 PM

Total Number of Voters : 2,716 of 0 = 0.00%

Precincts Reporting 15 of 15 = 100.00%

Precinct Name	Reg Voters	# Ballots	% Turn Out
AB	0	88	0.00%
A101	0	158	0.00%
A103	0	219	0.00%
A104	0	224	0.00%
B101	0	140	0.00%
B102	0	325	0.00%
B103	0	73	0.00%
C102	0	203	0.00%
C103	0	190	0.00%
D101	0	200	0.00%
D102	0	106	0.00%
D103	0	128	0.00%
D104	0	148	0.00%
E101	0	258	0.00%
E103	0	256	0.00%
Totals:	**0**	**2,716**	**0.00%**

Precinct Name	Reg Voters	# Ballots	% Turn Out

GENERAL ELECTION
GRANT COUNTY
RECAPITULATION SHEET
MAY 17TH, 2016

	MAIL IN ABSENTEE	Walk-In ABSENTEE			GRANT COUNTY #1			GRANT COUNTY #2			GRANT COUNTY #3			GRANT COUNTY #9			GRANT COUNTY #8			GRANT COUNTY #19			GRANT COUNTY #20			GRANT COUNTY #5			GRANT COUNTY #7			GRANT COUNTY #21			GRANT COUNTY #15		
	Mail-In	eScan	eSlate	Total	eSlate	eScan	Total	eSlate	eScan	Total	eSlate	eScan	Total	eSlate	eScan	Total	eSlate	eScan	Total	eSlate	eScan	Total	eSlate	eScan	Total	eSlate	eScan	Total	eSlate	eScan	Total	eSlate	eScan	Total	eSlate	eScan	Total
UNITED STATES SENATOR - REP																																				
James R. GOULD	0	1	0	1	0	1	1	0	2	2	6	1	7	1	0	1	1	2	3	0	2	2	0	0	0	3	0	3	0	0	0	0	2	2	2	0	2
Rand PAUL	7	10	7	24	20	12	32	8	4	12	16	11	27	7	2	9	19	17	36	13	20	33	9	8	17	9	12	21	5	3	8	6	4	10	15	4	19
Stephen Howard SLAUGHTER	2	0	1	3	0	0	0	1	1	2	0	0	0	0	0	0	1	1	2	0	0	0	0	1	1	0	1	1	0	0	0	0	0	0	3	1	4
PRESIDENT of the UNITED STATES-DEM				0			0			0			0			0			0			0			0			0			0			0			0
Martin J. O'MALLEY	1	0	0	1	0	1	1	1	0	1	2	0	2	2	3	5	4	1	5	2	0	2	0	0	0	1	2	3	0	0	0	0	0	0	0	1	1
Bernard "Bernie" SANDERS	5	4	3	12	39	17	56	21	14	35	34	16	50	16	2	18	27	26	53	14	10	24	23	14	37	35	14	49	14	3	17	12	1	13	19	6	25
Hillary CLINTON	11	15	3	29	24	15	39	12	3	15	19	14	33	19	8	27	18	19	37	11	12	23	29	21	50	17	20	37	5	5	10	12	2	14	12	8	20
Roque Rocky DE LA FUENTE	0	0	0	0	1	0	1	0	0	0	0	0	0	0	0	0	0	0	0	0	0	0	0	0	0	1	1	2	0	0	0	0	0	0	0	0	0
"UNCOMMITTED"	1	2	2	5	3	2	5	3	2	5	2	0	2	1	0	1	2	1	3	1	1	2	2	3	5	4	4	8	2	0	2	5	1	6	5	1	6
UNITED STATES SENATOR - DEM				0			0			0			0			0			0			0			0			0			0			0			0
Ron LEACH	4	3	1	8	9	7	16	10	3	13	10	4	14	5	2	7	14	9	23	3	5	8	4	3	7	6	8	14	2	3	5	3	1	4	10	4	14
Tom RECKTENWALD	0	1	0	1	2	1	3	0	2	2	2	3	5	0	0	0	1	4	5	1	1	2	1	3	4	1	4	5	0	0	0	1	0	1	0	0	0
Grant T. SHORT	2	2	1	5	12	0	12	4	1	5	5	2	7	2	1	3	2	5	7	4	1	5	9	0	9	6	1	7	2	2	4	3	0	3	4	3	7
Sellus WILDER	0	3	1	4	4	2	6	1	3	4	6	4	10	10	2	12	5	0	5	3	1	4	3	5	8	9	5	14	1	0	1	1	0	1	5	0	5
Jim GRAY	10	6	3	19	23	18	41	13	8	21	22	12	34	18	7	25	20	16	36	9	10	19	27	19	46	21	13	34	11	3	14	15	1	16	10	6	16
Rory HOULIHAN	0	1	0	1	5	1	6	4	2	6	1	0	1	0	0	0	0	3	3	3	5	8	0	1	1	3	1	4	2	0	2	0	1	1	2	0	2
Jeff KENDER	1	2	1	4	4	2	6	3	0	3	8	1	9	2	0	2	5	7	12	1	0	1	2	2	4	7	2	9	0	1	1	3	0	3	3	0	3

RECEIVED
MAY 23 2016

GENERAL ELECTION
GRANT COUNTY
RECAPITULATION SHEET
MAY 17TH, 2016

	GRANT COUNTY #13			GRANT COUNTY #6			GRANT COUNTY #4			GRANT COUNTY #23			GRANT COUNTY #16			GRANT COUNTY #14			GRANT COUNTY #10			GRANT COUNTY #11			GRANT COUNTY #18			GRANT COUNTY #17			GRANT COUNTY #22			GRAND TOTALS	Machine without Absentee	Absentee Machine	Absentee Paper
	eSlate	eScan	Total	eSlate	eScan	Total	eSlate	eScan	Total	eSlate	eScan	Total	eSlate	eScan	Total	eSlate	eScan	Total	eSlate	eScan	Total	eSlate	eScan	Total	eSlate	eScan	Total	eSlate	eScan	Total	eSlate	eScan	Total				
UNITED STATES SENATOR - REP																																		0			
James R. GOULD	2	1	3	0	0	0	1	0	1	0	2	2	1	0	1	2	0	2	1	5	6	0	5	5	0	0	0	4	0	4	2	0	2	50	49	0	1
Rand PAUL	21	21	42	14	5	19	12	11	23	6	7	13	10	11	21	14	8	22	26	28	54	4	18	22	8	14	22	26	22	48	14	16	30	564	540	7	17
Stephen Howard SLAUGHTER	0	1	1	0	2	2	2	0	2	3	0	3	0	3	3	1	2	3	1	2	3	0	3	3	0	0	0	1	1	2	0	1	1	36	33	1	2
PRESIDENT OF the UNITED STATES DEM			0			0			0			0			0			0			0			0			0			0			0	0	0	0	0
Martin J. O'MALLEY	2	1	3	1	0	1	0	3	3	2	0	2	1	0	1	0	1	1	0	0	0	2	3	5	0	2	2	1	1	2	0	0	0	41	40	0	1
Bernard "Bernie" SANDERS	26	21	47	14	7	21	28	20	48	17	4	21	14	9	23	14	13	27	9	22	31	2	22	24	6	11	17	23	18	41	19	7	26	715	703	3	9
Hillary CLINTON	17	17	34	14	4	18	11	12	23	24	6	30	6	6	12	8	7	15	19	28	47	4	11	15	9	10	19	14	19	33	8	6	14	594	565	3	26
Roque Rocky DE LA FUENTE	0	0	0	0	0	0	0	0	0	0	0	0	0	0	0	0	1	1	0	0	0	0	1	1	0	0	0	1	1	2	0	0	0	7	7	0	0
"UNCOMMITTED"	1	4	5	4	0	4	6	2	8	2	0	2	0	1	1	2	2	4	2	6	8	0	1	1	1	0	1	3	5	8	2	1	3	95	90	2	3
UNITED STATES SENATOR - DEM			0			0			0			0			0			0			0			0			0			0			0	0	0	0	0
Ron LEACH	15	4	19	4	4	8	11	9	20	8	1	9	3	5	8	3	7	10	7	10	17	2	12	14	3	12	15	13	13	26	3	3	6	285	277	1	7
Tom RECKTENWALD	0	3	3	2	2	4	0	1	1	2	0	2	0	4	4	1	3	4	0	3	3	1	3	4	1	1	2	2	0	2	2	0	2	59	58	0	1
Grant T. SHORT	2	2	4	2	0	2	4	1	5	3	0	3	0	1	1	2	0	2	2	6	8	0	5	5	1	0	1	6	4	10	3	2	5	120	115	1	4
Sellus WILDER	6	7	13	4	2	6	4	2	6	4	2	6	5	2	7	2	2	4	2	4	6	2	4	6	0	2	2	4	2	6	3	0	3	139	135	1	3
Jim GRAY	13	12	25	10	2	12	16	8	24	21	5	26	11	3	14	10	5	15	8	16	24	0	8	8	6	5	11	8	16	24	8	3	11	515	496	3	16
Rory HOULIHAN	1	2	3	2	0	2	1	4	5	2	0	2	2	0	2	1	2	3	3	0	3	0	2	2	1	0	1	2	2	4	3	2	5	67	66	0	1
Jeff KENDER	4	3	7	3	0	3	4	3	7	1	1	2	0	1	1	1	3	4	3	1	4	0	3	3	1	0	1	2	4	6	4	1	5	100	96	1	3
																																		0			
																																		0			
																																		0			
																																		0			
																																		0			

RECEIVED
MAY 23 2016
Grant County Clerk's Office

GENERAL ELECTION
GRANT COUNTY
RECAPITULATION SHEET
MAY 17TH, 2016

	MAIL IN ABSENTEE				GRANT COUNTY #1			GRANT COUNTY #2			GRANT COUNTY #3			GRANT COUNTY #9			GRANT COUNTY #8			GRANT COUNTY #19			GRANT COUNTY #20			GRANT COUNTY #5			GRANT COUNTY #7			GRANT COUNTY #21			GRANT COUNTY #15		
	Mail-In	eScan	eSlate	Total	eSlate	eScan	Total	eSlate	eScan	Total	eSlate	eScan	Total	eSlate	eScan	Total	eSlate	eScan	Total	eSlate	eScan	Total	eSlate	eScan	Total	eSlate	eScan	Total	eSlate	eScan	Total	eSlate	eScan	Total	eSlate	eScan	Total
UNITED STATES SENATOR - REP																																					
James R. GOULD	0	1	0	1	0	1	1	0	2	2	6	1	7	1	0	1	1	2	3	0	2	2	0	0	0	3	0	3	0	0	0	0	2	2	2	0	2
Rand PAUL	7	10	7	24	20	12	32	8	4	12	16	11	27	7	2	9	19	17	36	13	20	33	9	8	17	9	12	21	5	3	8	6	4	10	15	4	19
Stephen Howard SLAUGHTER	2	0	1	3	0	0	0	1	1	2	0	0	0	0	0	0	1	1	2	0	0	0	0	1	1	0	1	1	0	0	0	0	0	0	3	1	4
PRESIDENT of the UNITED STATES-DEM				0			0			0			0			0			0	0		0			0			0			0			0			0
Martin J. O'MALLEY	1	0	0	1	0	1	1	1	0	1	2	0	2	2	3	5	4	1	5	2	0	2	0	0	0	1	2	3	0	0	0	0	0	0	0	1	1
Bernard "Bernie" SANDERS	5	4	3	12	39	17	56	21	14	35	34	16	50	16	2	18	27	26	53	14	10	24	23	14	37	35	14	49	14	3	17	12	1	13	19	6	25
Hillary CLINTON	11	15	3	29	24	15	39	12	3	15	19	14	33	19	8	27	18	19	37	11	12	23	29	21	50	17	20	37	5	5	10	12	2	14	12	8	20
Roque Rocky DE LA FUENTE	0	0	0	0	1	0	1	0	0	0	0	0	0	0	0	0	0	0	0	0	0	0	0	0	0	1	1	2	0	0	0	0	0	0	0	0	0
"UNCOMMITTED"	1	2	2	5	3	2	5	3	2	5	2	0	2	1	0	1	2	1	3	1	1	2	2	3	5	4	4	8	2	0	2	5	1	6	5	1	6
UNITED STATES SENATOR - DEM				0			0			0			0			0			0			0			0			0			0			0			0
Ron LEACH	4	3	1	8	9	7	16	10	3	13	10	4	14	5	2	7	14	9	23	3	5	8	4	3	7	6	8	14	2	3	5	3	1	4	10	4	14
Tom RECKTENWALD	0	1	0	1	2	1	3	0	2	2	2	3	5	0	0	0	1	4	5	1	1	2	1	3	4	1	4	5	0	0	0	1	0	1	0	0	0
Grant T. SHORT	2	2	1	5	12	0	12	4	1	5	5	2	7	2	1	3	2	5	7	4	1	5	9	0	9	6	1	7	2	2	4	3	0	3	4	3	7
Sellus WILDER	0	3	1	4	4	2	6	1	3	4	6	4	10	10	2	12	5	0	5	3	1	4	3	5	8	9	5	14	1	0	1	1	0	1	5	0	5
Jim GRAY	10	6	3	19	23	18	41	13	8	21	22	12	34	18	7	25	20	16	36	9	10	19	27	19	46	21	13	34	11	3	14	15	1	16	10	6	16
Rory HOULIHAN	0	1	0	1	5	1	6	4	2	6	1	0	1	0	0	0	0	3	3	3	5	8	0	1	1	3	1	4	2	0	2	0	1	1	2	0	2
Jeff KENDER	1	2	1	4	4	2	6	3	0	3	8	1	9	2	0	2	5	7	12	1	0	1	2	2	4	7	2	9	0	1	1	3	0	3	3	0	3

GENERAL ELECTION
GRANT COUNTY
RECAPITULATION SHEET
MAY 17TH, 2016

	GRANT COUNTY #13			GRANT COUNTY #6			GRANT COUNTY #4			GRANT COUNTY #23			GRANT COUNTY #16			GRANT COUNTY #14			GRANT COUNTY #10			GRANT COUNTY #11			GRANT COUNTY #18			GRANT COUNTY #17			GRANT COUNTY #22			GRAND TOTALS	Machine without Absentee	Absentee Machine	Absentee Paper
	eSlate	eScan	Total	eSlate	eScan	Total	eSlate	eScan	Total	eSlate	eScan	Total	eSlate	eScan	Total	eSlate	eScan	Total	eSlate	eScan	Total	eSlate	eScan	Total	eSlate	eScan	Total	eSlate	eScan	Total	eSlate	eScan	Total				
UNITED STATES SENATOR - REP																																		0			
James R. GOULD	2	1	3	0	0	0	1	0	1	0	2	2	1	0	1	2	0	2	1	5	6	0	5	5	0	0	0	4	0	4	2	0	2	50	49	0	1
Rand PAUL	21	21	42	14	5	19	12	11	23	6	7	13	10	11	21	14	8	22	26	28	54	4	18	22	8	14	22	26	22	48	14	16	30	564	540	7	17
Stephen Howard SLAUGHTER	0	1	1	0	2	2	2	0	2	3	0	3	0	3	3	1	2	3	1	2	3	0	3	3	0	0	0	1	1	2	0	1	1	36	33	1	2
PRESIDENT of the UNITED STATES-DEM			0			0			0			0			0			0			0			0			0			0			0	0	0	0	0
Martin J. O'MALLEY	2	1	3	1	0	1	0	3	3	2	0	2	1	0	1	0	1	1	0	0	0	2	3	5	0	2	2	1	1	2	0	0	0	41	40	0	1
Bernard "Bernie" SANDERS	26	21	47	14	7	21	28	20	48	17	4	21	14	9	23	14	13	27	9	22	31	2	22	24	6	11	17	23	18	41	19	7	26	715	703	3	9
Hillary CLINTON	17	17	34	14	4	18	11	12	23	24	6	30	6	6	12	8	7	15	19	28	47	4	11	15	9	10	19	14	19	33	8	6	14	594	565	3	26
Roque Rocky DE LA FUENTE	0	0	0	0	0	0	0	0	0	0	0	0	0	0	0	0	1	1	0	0	0	0	1	1	0	0	0	1	1	2	0	0	0	7	7	0	0
"UNCOMMITTED"	1	4	5	4	0	4	6	2	8	2	0	2	0	1	1	2	2	4	2	6	8	0	1	1	1	0	1	3	5	8	2	1	3	95	90	2	3
UNITED STATES SENATOR - DEM			0			0			0			0			0			0			0			0			0			0			0	0	0	0	0
Ron LEACH	15	4	19	4	4	8	11	9	20	8	1	9	3	5	8	3	7	10	7	10	17	2	12	14	3	12	15	13	13	26	3	3	6	285	277	1	7
Tom RECKTENWALD	0	3	3	2	2	4	0	1	1	2	0	2	0	4	4	1	3	4	0	3	3	1	3	4	1	1	2	2	0	2	2	0	2	59	58	0	1
Grant T. SHORT	2	2	4	2	0	2	4	1	5	3	0	3	0	1	1	2	0	2	2	6	8	0	5	5	1	0	1	6	4	10	3	2	5	120	115	1	4
Sellus WILDER	6	7	13	4	2	6	4	2	6	4	2	6	5	2	7	2	2	4	2	4	6	2	4	6	0	2	2	4	2	6	3	0	3	139	135	1	3
Jim GRAY	13	12	25	10	2	12	16	8	24	21	5	26	11	3	14	10	5	15	8	16	24	0	8	8	6	5	11	8	16	24	8	3	11	515	496	3	16
Rory HOULIHAN	1	2	3	2	0	2	1	4	5	2	0	2	2	0	2	1	2	3	3	0	3	0	2	2	1	0	1	2	2	4	3	2	5	67	66	0	1
Jeff KENDER	4	3	7	3	0	3	4	3	7	1	1	2	0	1	1	1	3	4	3	1	4	0	3	3	1	0	1	2	4	6	4	1	5	100	96	1	3
																																		0			
																																		0			
																																		0			
																																		0			
																																		0			

GRAVES COUNTY PRIMARY ELECTION RECAPITULATION SHEET MAY 17, 2016

	United States Senator			U.S. REP in Congress - 1st Cong. Dist- REP				President of the United St		
	REP	REP	REP	REP	REP	REP	REP	DEM	DEM	DEM
	James R GOULD	Rand PAUL	Stephen Howard SLAUGHTER	Mike PAPE	Mike A. CAUGHEY JR.	Jason BATTS	James R. COMER	Martin J. O'MALLEY	Bernard "Bernie" SANDERS	Hillary CLINTON
Water Valley (1)	3	43	2	7	0	37	7	1	47	22
Water Valley (2)	0	0	0	0	0	0	0	0	0	0
Pilot Oak (1)	6	18	1	7	0	12	6	5	83	28
Pilot Oak (2)	0	0	0	0	0	0	0	0	0	0
Lynnville (1)	4	29	4	8	2	12	15	4	89	50
Lynnville (2)	0	0	0	0	0	0	0	0	0	0
Cuba (1)	2	24	1	2	0	7	18	1	55	26
Cuba (2)	0	0	0	0	0	0	0	0	1	0
West Wingo (1)	5	55	1	16	0	32	14	3	74	40
West Wingo (2)	0	0	0	0	0	0	0	0	0	0
East Wingo (1)	2	43	3	11	0	25	13	7	89	44
East Wingo (2)	0	0	0	0	0	0	0	0	0	0
Pryorsburg (1)	3	63	3	11	2	36	26	4	104	53
Pryorsburg (2)	0	0	0	0	0	0	0	0	0	0
Sedalia (1)	4	41	4	4	0	18	29	4	86	31
Sedalia (2)	0	0	0	0	0	0	0	0	0	0
Torian (1)	4	105	3	18	1	51	44	6	148	72
Torian (2)	0	0	0	0	0	0	0	0	0	0
Farmington (1)	3	57	3	8	2	30	23	4	100	58
Farmington (2)	0	0	0	0	0	0	0	0	0	0
South Highland (1)	10	94	5	17	1	48	48	6	117	67
South Highland (2)	0	0	0	0	0	0	0	0	0	0
Fancy Farm (1)	8	57	2	10	0	21	39	7	129	102
Fancy Farm (2)	0	0	0	0	0	0	0	0	0	0
Sullivan (1)	2	54	3	12	1	25	22	3	[illegible]	51
Sullivan (2)	0	0	0	0	0	0	0	0	[illegible]	0
Nichols (1)	6	73	3	19	3	25	36	12	139	75
Nichols (2)	0	0	0	0	0	0	0	0	0	0
Panther (1)	7	144	4	17	5	65	74	2	147	54
Panther (2)	0	0	0	0	0	0	0	0	0	0
Murphey (1)	2	53	1	12	2	14	31	3	104	59
Murphey (2)	0	0	0	0	0	0	0	0	0	0
Lowes (1)	5	47	0	4	2	23	25	1	89	36
Lowes (2)	0	0	0	0	0	0	0	0	0	0
Melber (1)	5	47	4	12	3	22	19	4	66	27
Melber (2)	0	0	0	0	0	0	0	0	0	0
Folsomdale (1)	6	60	5	13	5	10	43	1	109	63
Folsomdale (2)	0	0	0	0	0	0	0	0	0	0
Housman (1)	5	100	7	27	4	25	56	1	86	50
Housman (2)	0	0	0	0	0	0	0	0	0	0
Symsonia (1)	1	82	4	25	2	26	37	3	113	78
Symsonia (2)	0	0	0	0	0	0	0	0	0	0
Ward 1 Precinct 2 (1)	2	23	1	4	0	9	13	2	33	37
Ward 1 Precinct 2 (2)	0	0	0	0	0	0	0	0	0	0
Ward 1 Precinct 3 (1)	0	10	3	2	1	4	6	1	28	34
Ward 1 Precinct 3 (2)	0	0	0	0	0	0	0	0	0	0
Ward 1 Precinct 4 (1)	7	30	0	10	3	8	18	2	62	72
Ward 1 Precinct 4 (2)	0	0	0	0	0	0	0	0	0	0
Ward 1 Precinct 5 (1)	3	23	1	5	1	10	11	1	51	36
Ward 1 Precinct 5 (2)	0	0	0	0	0	0	0	0	0	0
Ward 2 Precinct 1 (1)	7	94	1	23	2	36	45	1	96	75
Ward 2 Precinct 1 (2)	0	0	0	0	0	0	0	0	0	0
Ward 2 Precinct 2 (1)	0	6	0	4	0	1	1	2	23	27
Ward 2 Precinct 2 (2)	0	0	0	0	0	0	0	0	0	0
Ward 3 Precinct 1 (1)	1	5	0	2	0	2	3	2	37	41
Ward 3 Precinct 1 (2)	0	0	0	0	0	0	0	0	0	0
Ward 3 Precinct 2 (1)	8	65	2	11	5	29	31	3	90	74
Ward 3 Precinct 2 (2)	0	0	0	0	0	0	0	0	0	0
Ward 3 Precinct 3 (1)	5	37	2	8	0	16	19	2	56	70
Ward 3 Precinct 3 (2)	0	0	0	0	0	0	0	0	0	0
Absentee E-Slate	0	0	0	0	0	0	0	0	0	0
Absentee E-Scan	5	47	3	5	0	27	24	0	36	36
Absentee Mail-Ins	1	9	1	2	1	3	5	3	14	43
TOTAL ALL MACHINES	132	1638	77	336	48	709	801	101	2831	1631

ee - DEM		United States Senator - DEM							U.S. Rep in Congress - 1st Cong District -DEM		Coroner		
DEM	DEM	DEM	DEM	DEM	DEM	DEM	DEM	DEM	DEM	DEM	DEM	DEM	
Roque Rocksy DE LA FUENTE	UNCOMMITTED	Jim GRAY	Rory HOULIHAN	Jeff KENDER	Ron LEACH	Tom RECKTENWALD	Grant T. SHORT	Sellus WILDER	Tom OSBORNE	Samuel L. GASKINS	Brad JONES	Leonard MAY	PUBLIC COUNT
2	14	50	5	7	6	1	4	6	52	21	51	41	144
0	0	0	0	0	0	0	0	0	0	0	0	0	0
0	16	73	3	13	12	1	6	9	62	42	93	37	160
0	0	0	0	0	0	0	0	0	0	0	0	0	0
0	25	95	3	7	15	5	4	10	88	42	107	56	207
0	0	0	0	0	0	0	0	0	0	0	0	0	0
1	13	63	2	8	7	3	1	2	51	30	74	29	130
0	0	1	0	0	0	0	0	0	0	1	1	0	1
1	33	81	8	6	17	4	1	6	91	29	69	89	224
0	0	0	0	0	0	0	0	0	0	0	0	0	0
1	17	89	4	9	17	4	7	8	89	38	78	86	218
0	0	0	0	0	0	0	0	0	0	0	0	0	0
3	34	102	6	7	30	5	3	9	114	40	98	102	281
0	0	0	0	0	0	0	0	0	0	0	0	0	0
1	36	103	4	7	12	4	1	7	89	39	110	61	224
0	0	0	0	0	0	0	0	0	0	0	0	0	0
4	50	163	1	13	27	5	13	12	122	89	173	115	417
0	0	0	0	0	0	0	0	0	0	0	0	0	0
1	29	133	3	11	16	4	7	6	106	57	141	59	267
0	0	0	0	0	0	0	0	0	0	0	0	0	0
3	44	139	1	6	25	8	3	9	126	48	139	108	368
0	0	0	0	0	0	0	0	0	0	0	0	0	0
1	26	175	4	15	18	3	9	15	156	53	88	181	344
0	0	0	0	0	0	0	0	0	0	0	0	0	0
2	36	132	5	18	22	4	3	10	79	69	150	71	288
0	0	0	0	0	0	0	0	0	0	0	0	0	0
2	32	171	5	7	14	5	8	15	148	60	124	141	354
0	0	0	0	0	0	0	0	0	0	0	0	0	0
2	31	140	5	15	14	4	8	7	123	60	151	96	417
0	0	0	0	0	0	0	0	0	0	0	0	0	0
3	32	115	5	14	15	7	6	11	121	46	130	79	271
0	0	0	0	0	0	0	0	0	0	0	0	0	0
1	19	80	3	16	6	1	3	9	80	39	63	90	211
0	0	0	0	0	0	0	0	0	0	0	0	0	0
0	13	73	3	4	5	2	1	4	69	23	56	57	172
0	0	0	0	0	0	0	0	0	0	0	0	0	0
1	18	113	3	8	17	4	4	9	102	39	100	84	268
0	0	0	0	0	0	0	0	0	0	0	0	0	0
1	18	93	1	12	15	1	4	8	52	71	96	56	275
0	0	0	0	0	0	0	0	0	0	0	0	0	0
1	29	148	3	14	12	3	5	12	16	137	146	61	317
0	0	0	0	0	0	0	0	0	0	0	0	0	0
0	9	39	2	4	14	0	2	3	38	23	53	31	111
0	0	0	0	0	0	0	0	0	0	0	0	0	0
0	7	32	2	6	5	0	3	2	32	15	44	25	86
0	0	0	0	0	0	0	0	0	0	0	0	0	0
1	19	96	4	9	12	4	3	6	107	21	109	56	211
0	0	0	0	0	0	0	0	0	0	0	0	0	0
1	20	62	3	5	6	5	6	7	57	23	91	24	148
0	0	0	0	0	0	0	0	0	0	0	0	0	0
0	20	116	2	11	11	4	5	14	108	43	126	80	322
0	0	0	0	0	0	0	0	0	0	0	0	0	0
0	10	30	2	7	7	1	1	5	32	21	42	24	72
0	0	0	0	0	0	0	0	0	0	0	0	0	0
0	9	42	3	7	6	1	4	3	51	19	47	39	97
0	0	0	0	0	0	0	0	0	0	0	0	0	0
2	35	122	2	8	20	4	7	17	84	78	127	81	288
0	0	0	0	0	0	0	0	0	0	0	0	0	0
0	13	82	3	8	12	4	0	6	38	63	95	47	191
0	0	0	0	0	0	0	0	0	0	0	0	0	0
0	0	0	0	0	0	0	0	0	0	0	0	0	0
1	17	53	4	8	11	1	1	1	35	34	59	40	156
0	4	24	7	3	8	0	2	0	37	12	30	33	80
36	727	3030	111	293	434	102	135	248	2555	1425	3061	2179	7320

RECEIVED
MAY 24 2016
State Board of Elections

Cumulative Report — Unofficial

PRESIDENTIAL PREFERENCE AND REGULAR PRIMARY — OFFICIAL BALLOT FOR GRAYSON COUNTY — May 17, 2016

05/17/2016 07:03 PM

Total Number of Voters : 2,838 of 0 = 0.00%

Precincts Reporting 23 of 23 = 100.00%

Party	Candidate	Absentee		Early		Election		Total	
UNITED STATES SENATOR, Vote For 1									
	Rand PAUL	0	0.00%	0	0.00%	1,169	83.38%	1,169	83.38%
	Stephen Howard SLAUGHTER	0	0.00%	0	0.00%	122	8.70%	122	8.70%
	James R. GOULD	0	0.00%	0	0.00%	111	7.92%	111	7.92%
	Cast Votes:	0	0.00%	0	0.00%	1,402	99.64%	1,402	99.64%
	Over Votes:	0	0.00%	0	0.00%	0	0.00%	0	0.00%
	Under Votes:	0	0.00%	0	0.00%	5	0.36%	5	0.36%
PRESIDENT of the UNITED STATES, Vote For 1									
	Martin J. O'MALLEY	0	0.00%	0	0.00%	18	1.27%	18	1.27%
	Bernard "Bernie" SANDERS	0	0.00%	0	0.00%	630	44.59%	630	44.59%
	Hillary CLINTON	0	0.00%	0	0.00%	705	49.89%	705	49.89%
	Roque Rocky DE LA FUENTE	0	0.00%	0	0.00%	2	0.14%	2	0.14%
	"UNCOMMITTED"	0	0.00%	0	0.00%	58	4.10%	58	4.10%
	Cast Votes:	0	0.00%	0	0.00%	1,413	98.74%	1,413	98.74%
	Over Votes:	0	0.00%	0	0.00%	0	0.00%	0	0.00%
	Under Votes:	0	0.00%	0	0.00%	18	1.26%	18	1.26%
UNITED STATES SENATOR, Vote For 1									
	Rory HOULIHAN	0	0.00%	0	0.00%	48	3.82%	48	3.82%
	Jeff KENDER	0	0.00%	0	0.00%	70	5.57%	70	5.57%
	Ron LEACH	0	0.00%	0	0.00%	237	18.85%	237	18.85%
	Tom RECKTENWALD	0	0.00%	0	0.00%	65	5.17%	65	5.17%
	Grant T. SHORT	0	0.00%	0	0.00%	46	3.66%	46	3.66%
	Sellus WILDER	0	0.00%	0	0.00%	99	7.88%	99	7.88%
	Jim GRAY	0	0.00%	0	0.00%	692	55.05%	692	55.05%
	Cast Votes:	0	0.00%	0	0.00%	1,257	87.84%	1,257	87.84%
	Over Votes:	0	0.00%	0	0.00%	0	0.00%	0	0.00%
	Under Votes:	0	0.00%	0	0.00%	174	12.16%	174	12.16%
STATE SENATOR 5th Senatorial District, Vote For 1									
	Ricky ALVEY	0	0.00%	0	0.00%	942	70.99%	942	70.99%
	Leslie J. STITH	0	0.00%	0	0.00%	385	29.01%	385	29.01%
	Cast Votes:	0	0.00%	0	0.00%	1,327	92.73%	1,327	92.73%
	Over Votes:	0	0.00%	0	0.00%	0	0.00%	0	0.00%
	Under Votes:	0	0.00%	0	0.00%	104	7.27%	104	7.27%

RECEIVED
MAY 24 2016
State Board of Elections

Precinct Report — Unofficial

PRESIDENTIAL PREFERENCE AND REGULAR PRIMARY — OFFICIAL BALLOT FOR GRAYSON COUNTY — May 17, 2016

05/17/2016 07:04 PM

Total Number of Voters : 2,838 of 0 = 0.00%

Precincts Reporting 23 of 23 = 100.00%

Party	Candidate	Absentee		Early		Election		Total	
Precinct AB (Ballots Cast: 90)									
UNITED STATES SENATOR, Vote For 1									
	Rand PAUL	0	0.00%	0	0.00%	34	82.93%	34	82.93%
	Stephen Howard SLAUGHTER	0	0.00%	0	0.00%	2	4.88%	2	4.88%
	James R. GOULD	0	0.00%	0	0.00%	5	12.20%	5	12.20%
	Cast Votes:	0	0.00%	0	0.00%	41	97.62%	41	97.62%
	Over Votes:	0	0.00%	0	0.00%	0	0.00%	0	0.00%
	Under Votes:	0	0.00%	0	0.00%	1	2.38%	1	2.38%
PRESIDENT of the UNITED STATES, Vote For 1									
	Martin J. O'MALLEY	0	0.00%	0	0.00%	0	0.00%	0	0.00%
	Bernard "Bernie" SANDERS	0	0.00%	0	0.00%	9	19.15%	9	19.15%
	Hillary CLINTON	0	0.00%	0	0.00%	37	78.72%	37	78.72%
	Roque Rocky DE LA FUENTE	0	0.00%	0	0.00%	0	0.00%	0	0.00%
	"UNCOMMITTED"	0	0.00%	0	0.00%	1	2.13%	1	2.13%
	Cast Votes:	0	0.00%	0	0.00%	47	97.92%	47	97.92%
	Over Votes:	0	0.00%	0	0.00%	0	0.00%	0	0.00%
	Under Votes:	0	0.00%	0	0.00%	1	2.08%	1	2.08%
UNITED STATES SENATOR, Vote For 1									
	Rory HOULIHAN	0	0.00%	0	0.00%	2	4.55%	2	4.55%
	Jeff KENDER	0	0.00%	0	0.00%	2	4.55%	2	4.55%
	Ron LEACH	0	0.00%	0	0.00%	7	15.91%	7	15.91%
	Tom RECKTENWALD	0	0.00%	0	0.00%	3	6.82%	3	6.82%
	Grant T. SHORT	0	0.00%	0	0.00%	0	0.00%	0	0.00%
	Sellus WILDER	0	0.00%	0	0.00%	4	9.09%	4	9.09%
	Jim GRAY	0	0.00%	0	0.00%	26	59.09%	26	59.09%
	Cast Votes:	0	0.00%	0	0.00%	44	91.67%	44	91.67%
	Over Votes:	0	0.00%	0	0.00%	0	0.00%	0	0.00%
	Under Votes:	0	0.00%	0	0.00%	4	8.33%	4	8.33%
STATE SENATOR 5th Senatorial District, Vote For 1									
	Ricky ALVEY	0	0.00%	0	0.00%	30	68.18%	30	68.18%
	Leslie J. STITH	0	0.00%	0	0.00%	14	31.82%	14	31.82%
	Cast Votes:	0	0.00%	0	0.00%	44	91.67%	44	91.67%
	Over Votes:	0	0.00%	0	0.00%	0	0.00%	0	0.00%
	Under Votes:	0	0.00%	0	0.00%	4	8.33%	4	8.33%

Precinct Report — Unofficial

PRESIDENTIAL PREFERENCE AND REGULAR PRIMARY — OFFICIAL BALLOT FOR GRAYSON COUNTY — May 17, 2016

05/17/2016 07:04 PM

Total Number of Voters : 2,838 of 0 = 0.00%

Precincts Reporting 23 of 23 = 100.00%

Party	Candidate	Absentee		Early		Election		Total	
Precinct A102 (Ballots Cast: 94)									
UNITED STATES SENATOR, Vote For 1									
	Rand PAUL	0	0.00%	0	0.00%	41	93.18%	41	93.18%
	Stephen Howard SLAUGHTER	0	0.00%	0	0.00%	3	6.82%	3	6.82%
	James R. GOULD	0	0.00%	0	0.00%	0	0.00%	0	0.00%
	Cast Votes:	0	0.00%	0	0.00%	44	100.00%	44	100.00%
	Over Votes:	0	0.00%	0	0.00%	0	0.00%	0	0.00%
	Under Votes:	0	0.00%	0	0.00%	0	0.00%	0	0.00%
PRESIDENT of the UNITED STATES, Vote For 1									
	Martin J. O'MALLEY	0	0.00%	0	0.00%	0	0.00%	0	0.00%
	Bernard "Bernie" SANDERS	0	0.00%	0	0.00%	22	45.83%	22	45.83%
	Hillary CLINTON	0	0.00%	0	0.00%	23	47.92%	23	47.92%
	Roque Rocky DE LA FUENTE	0	0.00%	0	0.00%	0	0.00%	0	0.00%
	"UNCOMMITTED"	0	0.00%	0	0.00%	3	6.25%	3	6.25%
	Cast Votes:	0	0.00%	0	0.00%	48	96.00%	48	96.00%
	Over Votes:	0	0.00%	0	0.00%	0	0.00%	0	0.00%
	Under Votes:	0	0.00%	0	0.00%	2	4.00%	2	4.00%
UNITED STATES SENATOR, Vote For 1									
	Rory HOULIHAN	0	0.00%	0	0.00%	1	2.70%	1	2.70%
	Jeff KENDER	0	0.00%	0	0.00%	3	8.11%	3	8.11%
	Ron LEACH	0	0.00%	0	0.00%	7	18.92%	7	18.92%
	Tom RECKTENWALD	0	0.00%	0	0.00%	2	5.41%	2	5.41%
	Grant T. SHORT	0	0.00%	0	0.00%	2	5.41%	2	5.41%
	Sellus WILDER	0	0.00%	0	0.00%	1	2.70%	1	2.70%
	Jim GRAY	0	0.00%	0	0.00%	21	56.76%	21	56.76%
	Cast Votes:	0	0.00%	0	0.00%	37	74.00%	37	74.00%
	Over Votes:	0	0.00%	0	0.00%	0	0.00%	0	0.00%
	Under Votes:	0	0.00%	0	0.00%	13	26.00%	13	26.00%
STATE SENATOR 5th Senatorial District, Vote For 1									
	Ricky ALVEY	0	0.00%	0	0.00%	24	57.14%	24	57.14%
	Leslie J. STITH	0	0.00%	0	0.00%	18	42.86%	18	42.86%
	Cast Votes:	0	0.00%	0	0.00%	42	84.00%	42	84.00%
	Over Votes:	0	0.00%	0	0.00%	0	0.00%	0	0.00%
	Under Votes:	0	0.00%	0	0.00%	8	16.00%	8	16.00%

Precinct Report — Unofficial

PRESIDENTIAL PREFERENCE AND REGULAR PRIMARY — OFFICIAL BALLOT FOR GRAYSON COUNTY — May 17, 2016

05/17/2016 07:04 PM

Total Number of Voters : 2,838 of 0 = 0.00%

Precincts Reporting 23 of 23 = 100.00%

Party	Candidate	Absentee		Early		Election		Total	
Precinct A103 (Ballots Cast: 236)									
UNITED STATES SENATOR, Vote For 1									
	Rand PAUL	0	0.00%	0	0.00%	88	80.73%	88	80.73%
	Stephen Howard SLAUGHTER	0	0.00%	0	0.00%	15	13.76%	15	13.76%
	James R. GOULD	0	0.00%	0	0.00%	6	5.50%	6	5.50%
	Cast Votes:	0	0.00%	0	0.00%	109	100.00%	109	100.00%
	Over Votes:	0	0.00%	0	0.00%	0	0.00%	0	0.00%
	Under Votes:	0	0.00%	0	0.00%	0	0.00%	0	0.00%
PRESIDENT of the UNITED STATES, Vote For 1									
	Martin J. O'MALLEY	0	0.00%	0	0.00%	1	0.79%	1	0.79%
	Bernard "Bernie" SANDERS	0	0.00%	0	0.00%	59	46.46%	59	46.46%
	Hillary CLINTON	0	0.00%	0	0.00%	61	48.03%	61	48.03%
	Roque Rocky DE LA FUENTE	0	0.00%	0	0.00%	0	0.00%	0	0.00%
	"UNCOMMITTED"	0	0.00%	0	0.00%	6	4.72%	6	4.72%
	Cast Votes:	0	0.00%	0	0.00%	127	100.00%	127	100.00%
	Over Votes:	0	0.00%	0	0.00%	0	0.00%	0	0.00%
	Under Votes:	0	0.00%	0	0.00%	0	0.00%	0	0.00%
UNITED STATES SENATOR, Vote For 1									
	Rory HOULIHAN	0	0.00%	0	0.00%	1	0.87%	1	0.87%
	Jeff KENDER	0	0.00%	0	0.00%	8	6.96%	8	6.96%
	Ron LEACH	0	0.00%	0	0.00%	21	18.26%	21	18.26%
	Tom RECKTENWALD	0	0.00%	0	0.00%	3	2.61%	3	2.61%
	Grant T. SHORT	0	0.00%	0	0.00%	7	6.09%	7	6.09%
	Sellus WILDER	0	0.00%	0	0.00%	9	7.83%	9	7.83%
	Jim GRAY	0	0.00%	0	0.00%	66	57.39%	66	57.39%
	Cast Votes:	0	0.00%	0	0.00%	115	90.55%	115	90.55%
	Over Votes:	0	0.00%	0	0.00%	0	0.00%	0	0.00%
	Under Votes:	0	0.00%	0	0.00%	12	9.45%	12	9.45%
STATE SENATOR 5th Senatorial District, Vote For 1									
	Ricky ALVEY	0	0.00%	0	0.00%	81	65.85%	81	65.85%
	Leslie J. STITH	0	0.00%	0	0.00%	42	34.15%	42	34.15%
	Cast Votes:	0	0.00%	0	0.00%	123	96.85%	123	96.85%
	Over Votes:	0	0.00%	0	0.00%	0	0.00%	0	0.00%
	Under Votes:	0	0.00%	0	0.00%	4	3.15%	4	3.15%

Precinct Report — Unofficial

PRESIDENTIAL PREFERENCE AND REGULAR PRIMARY — OFFICIAL BALLOT FOR GRAYSON COUNTY — May 17, 2016

05/17/2016 07:04 PM

Total Number of Voters : 2,838 of 0 = 0.00%

Precincts Reporting 23 of 23 = 100.00%

Party	Candidate	Absentee		Early		Election		Total	
Precinct A104 (Ballots Cast: 42)									
UNITED STATES SENATOR, Vote For 1									
	Rand PAUL	0	0.00%	0	0.00%	18	81.82%	18	81.82%
	Stephen Howard SLAUGHTER	0	0.00%	0	0.00%	1	4.55%	1	4.55%
	James R. GOULD	0	0.00%	0	0.00%	3	13.64%	3	13.64%
	Cast Votes:	0	0.00%	0	0.00%	22	100.00%	22	100.00%
	Over Votes:	0	0.00%	0	0.00%	0	0.00%	0	0.00%
	Under Votes:	0	0.00%	0	0.00%	0	0.00%	0	0.00%
PRESIDENT of the UNITED STATES, Vote For 1									
	Martin J. O'MALLEY	0	0.00%	0	0.00%	1	5.00%	1	5.00%
	Bernard "Bernie" SANDERS	0	0.00%	0	0.00%	8	40.00%	8	40.00%
	Hillary CLINTON	0	0.00%	0	0.00%	9	45.00%	9	45.00%
	Roque Rocky DE LA FUENTE	0	0.00%	0	0.00%	1	5.00%	1	5.00%
	"UNCOMMITTED"	0	0.00%	0	0.00%	1	5.00%	1	5.00%
	Cast Votes:	0	0.00%	0	0.00%	20	100.00%	20	100.00%
	Over Votes:	0	0.00%	0	0.00%	0	0.00%	0	0.00%
	Under Votes:	0	0.00%	0	0.00%	0	0.00%	0	0.00%
UNITED STATES SENATOR, Vote For 1									
	Rory HOULIHAN	0	0.00%	0	0.00%	1	5.56%	1	5.56%
	Jeff KENDER	0	0.00%	0	0.00%	0	0.00%	0	0.00%
	Ron LEACH	0	0.00%	0	0.00%	5	27.78%	5	27.78%
	Tom RECKTENWALD	0	0.00%	0	0.00%	0	0.00%	0	0.00%
	Grant T. SHORT	0	0.00%	0	0.00%	0	0.00%	0	0.00%
	Sellus WILDER	0	0.00%	0	0.00%	2	11.11%	2	11.11%
	Jim GRAY	0	0.00%	0	0.00%	10	55.56%	10	55.56%
	Cast Votes:	0	0.00%	0	0.00%	18	90.00%	18	90.00%
	Over Votes:	0	0.00%	0	0.00%	0	0.00%	0	0.00%
	Under Votes:	0	0.00%	0	0.00%	2	10.00%	2	10.00%
STATE SENATOR 5th Senatorial District, Vote For 1									
	Ricky ALVEY	0	0.00%	0	0.00%	13	68.42%	13	68.42%
	Leslie J. STITH	0	0.00%	0	0.00%	6	31.58%	6	31.58%
	Cast Votes:	0	0.00%	0	0.00%	19	95.00%	19	95.00%
	Over Votes:	0	0.00%	0	0.00%	0	0.00%	0	0.00%
	Under Votes:	0	0.00%	0	0.00%	1	5.00%	1	5.00%

Precinct Report — Unofficial

PRESIDENTIAL PREFERENCE AND REGULAR PRIMARY — OFFICIAL BALLOT FOR GRAYSON COUNTY — May 17, 2016

05/17/2016 07:04 PM

Total Number of Voters : 2,838 of 0 = 0.00%

Precincts Reporting 23 of 23 = 100.00%

Party	Candidate	Absentee		Early		Election		Total	
Precinct B101 (Ballots Cast: 136)									
UNITED STATES SENATOR, Vote For 1									
	Rand PAUL	0	0.00%	0	0.00%	63	73.26%	63	73.26%
	Stephen Howard SLAUGHTER	0	0.00%	0	0.00%	10	11.63%	10	11.63%
	James R. GOULD	0	0.00%	0	0.00%	13	15.12%	13	15.12%
	Cast Votes:	0	0.00%	0	0.00%	86	100.00%	86	100.00%
	Over Votes:	0	0.00%	0	0.00%	0	0.00%	0	0.00%
	Under Votes:	0	0.00%	0	0.00%	0	0.00%	0	0.00%
PRESIDENT of the UNITED STATES, Vote For 1									
	Martin J. O'MALLEY	0	0.00%	0	0.00%	0	0.00%	0	0.00%
	Bernard "Bernie" SANDERS	0	0.00%	0	0.00%	17	34.00%	17	34.00%
	Hillary CLINTON	0	0.00%	0	0.00%	28	56.00%	28	56.00%
	Roque Rocky DE LA FUENTE	0	0.00%	0	0.00%	0	0.00%	0	0.00%
	"UNCOMMITTED"	0	0.00%	0	0.00%	5	10.00%	5	10.00%
	Cast Votes:	0	0.00%	0	0.00%	50	100.00%	50	100.00%
	Over Votes:	0	0.00%	0	0.00%	0	0.00%	0	0.00%
	Under Votes:	0	0.00%	0	0.00%	0	0.00%	0	0.00%
UNITED STATES SENATOR, Vote For 1									
	Rory HOULIHAN	0	0.00%	0	0.00%	2	4.26%	2	4.26%
	Jeff KENDER	0	0.00%	0	0.00%	3	6.38%	3	6.38%
	Ron LEACH	0	0.00%	0	0.00%	9	19.15%	9	19.15%
	Tom RECKTENWALD	0	0.00%	0	0.00%	0	0.00%	0	0.00%
	Grant T. SHORT	0	0.00%	0	0.00%	4	8.51%	4	8.51%
	Sellus WILDER	0	0.00%	0	0.00%	3	6.38%	3	6.38%
	Jim GRAY	0	0.00%	0	0.00%	26	55.32%	26	55.32%
	Cast Votes:	0	0.00%	0	0.00%	47	94.00%	47	94.00%
	Over Votes:	0	0.00%	0	0.00%	0	0.00%	0	0.00%
	Under Votes:	0	0.00%	0	0.00%	3	6.00%	3	6.00%
STATE SENATOR 5th Senatorial District, Vote For 1									
	Ricky ALVEY	0	0.00%	0	0.00%	41	89.13%	41	89.13%
	Leslie J. STITH	0	0.00%	0	0.00%	5	10.87%	5	10.87%
	Cast Votes:	0	0.00%	0	0.00%	46	92.00%	46	92.00%
	Over Votes:	0	0.00%	0	0.00%	0	0.00%	0	0.00%
	Under Votes:	0	0.00%	0	0.00%	4	8.00%	4	8.00%

Precinct Report — Unofficial

PRESIDENTIAL PREFERENCE AND REGULAR PRIMARY — OFFICIAL BALLOT FOR GRAYSON COUNTY — May 17, 2016

05/17/2016 07:04 PM

Total Number of Voters : 2,838 of 0 = 0.00%

Precincts Reporting 23 of 23 = 100.00%

Party	Candidate	Absentee		Early		Election		Total	
Precinct B102 (Ballots Cast: 44)									
UNITED STATES SENATOR, Vote For 1									
	Rand PAUL	0	0.00%	0	0.00%	21	67.74%	21	67.74%
	Stephen Howard SLAUGHTER	0	0.00%	0	0.00%	4	12.90%	4	12.90%
	James R. GOULD	0	0.00%	0	0.00%	6	19.35%	6	19.35%
	Cast Votes:	0	0.00%	0	0.00%	31	100.00%	31	100.00%
	Over Votes:	0	0.00%	0	0.00%	0	0.00%	0	0.00%
	Under Votes:	0	0.00%	0	0.00%	0	0.00%	0	0.00%
PRESIDENT of the UNITED STATES, Vote For 1									
	Martin J. O'MALLEY	0	0.00%	0	0.00%	1	8.33%	1	8.33%
	Bernard "Bernie" SANDERS	0	0.00%	0	0.00%	8	66.67%	8	66.67%
	Hillary CLINTON	0	0.00%	0	0.00%	2	16.67%	2	16.67%
	Roque Rocky DE LA FUENTE	0	0.00%	0	0.00%	0	0.00%	0	0.00%
	"UNCOMMITTED"	0	0.00%	0	0.00%	1	8.33%	1	8.33%
	Cast Votes:	0	0.00%	0	0.00%	12	92.31%	12	92.31%
	Over Votes:	0	0.00%	0	0.00%	0	0.00%	0	0.00%
	Under Votes:	0	0.00%	0	0.00%	1	7.69%	1	7.69%
UNITED STATES SENATOR, Vote For 1									
	Rory HOULIHAN	0	0.00%	0	0.00%	0	0.00%	0	0.00%
	Jeff KENDER	0	0.00%	0	0.00%	0	0.00%	0	0.00%
	Ron LEACH	0	0.00%	0	0.00%	3	27.27%	3	27.27%
	Tom RECKTENWALD	0	0.00%	0	0.00%	0	0.00%	0	0.00%
	Grant T. SHORT	0	0.00%	0	0.00%	0	0.00%	0	0.00%
	Sellus WILDER	0	0.00%	0	0.00%	1	9.09%	1	9.09%
	Jim GRAY	0	0.00%	0	0.00%	7	63.64%	7	63.64%
	Cast Votes:	0	0.00%	0	0.00%	11	84.62%	11	84.62%
	Over Votes:	0	0.00%	0	0.00%	0	0.00%	0	0.00%
	Under Votes:	0	0.00%	0	0.00%	2	15.38%	2	15.38%
STATE SENATOR 5th Senatorial District, Vote For 1									
	Ricky ALVEY	0	0.00%	0	0.00%	9	81.82%	9	81.82%
	Leslie J. STITH	0	0.00%	0	0.00%	2	18.18%	2	18.18%
	Cast Votes:	0	0.00%	0	0.00%	11	84.62%	11	84.62%
	Over Votes:	0	0.00%	0	0.00%	0	0.00%	0	0.00%
	Under Votes:	0	0.00%	0	0.00%	2	15.38%	2	15.38%

Total Number of Voters : 2,838 of 0 = 0.00%

Precincts Reporting 23 of 23 = 100.00%

Party	Candidate	Absentee		Early		Election		Total	
Precinct B103 (Ballots Cast: 104)									
UNITED STATES SENATOR, Vote For 1									
	Rand PAUL	0	0.00%	0	0.00%	38	90.48%	38	90.48%
	Stephen Howard SLAUGHTER	0	0.00%	0	0.00%	1	2.38%	1	2.38%
	James R. GOULD	0	0.00%	0	0.00%	3	7.14%	3	7.14%
	Cast Votes:	0	0.00%	0	0.00%	42	100.00%	42	100.00%
	Over Votes:	0	0.00%	0	0.00%	0	0.00%	0	0.00%
	Under Votes:	0	0.00%	0	0.00%	0	0.00%	0	0.00%
PRESIDENT of the UNITED STATES, Vote For 1									
	Martin J. O'MALLEY	0	0.00%	0	0.00%	0	0.00%	0	0.00%
	Bernard "Bernie" SANDERS	0	0.00%	0	0.00%	28	45.90%	28	45.90%
	Hillary CLINTON	0	0.00%	0	0.00%	30	49.18%	30	49.18%
	Roque Rocky DE LA FUENTE	0	0.00%	0	0.00%	0	0.00%	0	0.00%
	"UNCOMMITTED"	0	0.00%	0	0.00%	3	4.92%	3	4.92%
	Cast Votes:	0	0.00%	0	0.00%	61	98.39%	61	98.39%
	Over Votes:	0	0.00%	0	0.00%	0	0.00%	0	0.00%
	Under Votes:	0	0.00%	0	0.00%	1	1.61%	1	1.61%
UNITED STATES SENATOR, Vote For 1									
	Rory HOULIHAN	0	0.00%	0	0.00%	2	4.08%	2	4.08%
	Jeff KENDER	0	0.00%	0	0.00%	4	8.16%	4	8.16%
	Ron LEACH	0	0.00%	0	0.00%	9	18.37%	9	18.37%
	Tom RECKTENWALD	0	0.00%	0	0.00%	5	10.20%	5	10.20%
	Grant T. SHORT	0	0.00%	0	0.00%	0	0.00%	0	0.00%
	Sellus WILDER	0	0.00%	0	0.00%	1	2.04%	1	2.04%
	Jim GRAY	0	0.00%	0	0.00%	28	57.14%	28	57.14%
	Cast Votes:	0	0.00%	0	0.00%	49	79.03%	49	79.03%
	Over Votes:	0	0.00%	0	0.00%	0	0.00%	0	0.00%
	Under Votes:	0	0.00%	0	0.00%	13	20.97%	13	20.97%
STATE SENATOR 5th Senatorial District, Vote For 1									
	Ricky ALVEY	0	0.00%	0	0.00%	46	77.97%	46	77.97%
	Leslie J. STITH	0	0.00%	0	0.00%	13	22.03%	13	22.03%
	Cast Votes:	0	0.00%	0	0.00%	59	95.16%	59	95.16%
	Over Votes:	0	0.00%	0	0.00%	0	0.00%	0	0.00%
	Under Votes:	0	0.00%	0	0.00%	3	4.84%	3	4.84%

Precinct Report — Unofficial

PRESIDENTIAL PREFERENCE AND REGULAR PRIMARY — OFFICIAL BALLOT FOR GRAYSON COUNTY — May 17, 2016

05/17/2016 07:04 PM

Total Number of Voters : 2,838 of 0 = 0.00%

Precincts Reporting 23 of 23 = 100.00%

Party	Candidate	Absentee		Early		Election		Total	
Precinct B104 (Ballots Cast: 64)									
UNITED STATES SENATOR, Vote For 1									
	Rand PAUL	0	0.00%	0	0.00%	24	80.00%	24	80.00%
	Stephen Howard SLAUGHTER	0	0.00%	0	0.00%	6	20.00%	6	20.00%
	James R. GOULD	0	0.00%	0	0.00%	0	0.00%	0	0.00%
	Cast Votes:	0	0.00%	0	0.00%	30	100.00%	30	100.00%
	Over Votes:	0	0.00%	0	0.00%	0	0.00%	0	0.00%
	Under Votes:	0	0.00%	0	0.00%	0	0.00%	0	0.00%
PRESIDENT of the UNITED STATES, Vote For 1									
	Martin J. O'MALLEY	0	0.00%	0	0.00%	1	3.03%	1	3.03%
	Bernard "Bernie" SANDERS	0	0.00%	0	0.00%	11	33.33%	11	33.33%
	Hillary CLINTON	0	0.00%	0	0.00%	19	57.58%	19	57.58%
	Roque Rocky DE LA FUENTE	0	0.00%	0	0.00%	0	0.00%	0	0.00%
	"UNCOMMITTED"	0	0.00%	0	0.00%	2	6.06%	2	6.06%
	Cast Votes:	0	0.00%	0	0.00%	33	97.06%	33	97.06%
	Over Votes:	0	0.00%	0	0.00%	0	0.00%	0	0.00%
	Under Votes:	0	0.00%	0	0.00%	1	2.94%	1	2.94%
UNITED STATES SENATOR, Vote For 1									
	Rory HOULIHAN	0	0.00%	0	0.00%	0	0.00%	0	0.00%
	Jeff KENDER	0	0.00%	0	0.00%	2	8.00%	2	8.00%
	Ron LEACH	0	0.00%	0	0.00%	8	32.00%	8	32.00%
	Tom RECKTENWALD	0	0.00%	0	0.00%	1	4.00%	1	4.00%
	Grant T. SHORT	0	0.00%	0	0.00%	1	4.00%	1	4.00%
	Sellus WILDER	0	0.00%	0	0.00%	1	4.00%	1	4.00%
	Jim GRAY	0	0.00%	0	0.00%	12	48.00%	12	48.00%
	Cast Votes:	0	0.00%	0	0.00%	25	73.53%	25	73.53%
	Over Votes:	0	0.00%	0	0.00%	0	0.00%	0	0.00%
	Under Votes:	0	0.00%	0	0.00%	9	26.47%	9	26.47%
STATE SENATOR 5th Senatorial District, Vote For 1									
	Ricky ALVEY	0	0.00%	0	0.00%	23	71.88%	23	71.88%
	Leslie J. STITH	0	0.00%	0	0.00%	9	28.13%	9	28.13%
	Cast Votes:	0	0.00%	0	0.00%	32	94.12%	32	94.12%
	Over Votes:	0	0.00%	0	0.00%	0	0.00%	0	0.00%
	Under Votes:	0	0.00%	0	0.00%	2	5.88%	2	5.88%

Precinct Report — Unofficial

PRESIDENTIAL PREFERENCE AND REGULAR PRIMARY — OFFICIAL BALLOT FOR GRAYSON COUNTY — May 17, 2016

05/17/2016 07:04 PM

Total Number of Voters : 2,838 of 0 = 0.00%

Precincts Reporting 23 of 23 = 100.00%

Party	Candidate	Absentee		Early		Election		Total	
Precinct B105 (Ballots Cast: 211)									
UNITED STATES SENATOR, Vote For 1									
	Rand PAUL	0	0.00%	0	0.00%	71	80.68%	71	80.68%
	Stephen Howard SLAUGHTER	0	0.00%	0	0.00%	10	11.36%	10	11.36%
	James R. GOULD	0	0.00%	0	0.00%	7	7.95%	7	7.95%
	Cast Votes:	0	0.00%	0	0.00%	88	100.00%	88	100.00%
	Over Votes:	0	0.00%	0	0.00%	0	0.00%	0	0.00%
	Under Votes:	0	0.00%	0	0.00%	0	0.00%	0	0.00%
PRESIDENT of the UNITED STATES, Vote For 1									
	Martin J. O'MALLEY	0	0.00%	0	0.00%	4	3.28%	4	3.28%
	Bernard "Bernie" SANDERS	0	0.00%	0	0.00%	62	50.82%	62	50.82%
	Hillary CLINTON	0	0.00%	0	0.00%	54	44.26%	54	44.26%
	Roque Rocky DE LA FUENTE	0	0.00%	0	0.00%	0	0.00%	0	0.00%
	"UNCOMMITTED"	0	0.00%	0	0.00%	2	1.64%	2	1.64%
	Cast Votes:	0	0.00%	0	0.00%	122	99.19%	122	99.19%
	Over Votes:	0	0.00%	0	0.00%	0	0.00%	0	0.00%
	Under Votes:	0	0.00%	0	0.00%	1	0.81%	1	0.81%
UNITED STATES SENATOR, Vote For 1									
	Rory HOULIHAN	0	0.00%	0	0.00%	4	3.45%	4	3.45%
	Jeff KENDER	0	0.00%	0	0.00%	8	6.90%	8	6.90%
	Ron LEACH	0	0.00%	0	0.00%	22	18.97%	22	18.97%
	Tom RECKTENWALD	0	0.00%	0	0.00%	10	8.62%	10	8.62%
	Grant T. SHORT	0	0.00%	0	0.00%	5	4.31%	5	4.31%
	Sellus WILDER	0	0.00%	0	0.00%	10	8.62%	10	8.62%
	Jim GRAY	0	0.00%	0	0.00%	57	49.14%	57	49.14%
	Cast Votes:	0	0.00%	0	0.00%	116	94.31%	116	94.31%
	Over Votes:	0	0.00%	0	0.00%	0	0.00%	0	0.00%
	Under Votes:	0	0.00%	0	0.00%	7	5.69%	7	5.69%
STATE SENATOR 5th Senatorial District, Vote For 1									
	Ricky ALVEY	0	0.00%	0	0.00%	86	74.78%	86	74.78%
	Leslie J. STITH	0	0.00%	0	0.00%	29	25.22%	29	25.22%
	Cast Votes:	0	0.00%	0	0.00%	115	93.50%	115	93.50%
	Over Votes:	0	0.00%	0	0.00%	0	0.00%	0	0.00%
	Under Votes:	0	0.00%	0	0.00%	8	6.50%	8	6.50%

Precinct Report — Unofficial

PRESIDENTIAL PREFERENCE AND REGULAR PRIMARY — OFFICIAL BALLOT FOR GRAYSON COUNTY — May 17, 2016

05/17/2016 07:04 PM

Total Number of Voters : 2,838 of 0 = 0.00%

Precincts Reporting 23 of 23 = 100.00%

Party	Candidate	Absentee		Early		Election		Total	
Precinct C101 (Ballots Cast: 68)									
UNITED STATES SENATOR, Vote For 1									
	Rand PAUL	0	0.00%	0	0.00%	34	85.00%	34	85.00%
	Stephen Howard SLAUGHTER	0	0.00%	0	0.00%	2	5.00%	2	5.00%
	James R. GOULD	0	0.00%	0	0.00%	4	10.00%	4	10.00%
	Cast Votes:	0	0.00%	0	0.00%	40	100.00%	40	100.00%
	Over Votes:	0	0.00%	0	0.00%	0	0.00%	0	0.00%
	Under Votes:	0	0.00%	0	0.00%	0	0.00%	0	0.00%
PRESIDENT of the UNITED STATES, Vote For 1									
	Martin J. O'MALLEY	0	0.00%	0	0.00%	0	0.00%	0	0.00%
	Bernard "Bernie" SANDERS	0	0.00%	0	0.00%	7	25.93%	7	25.93%
	Hillary CLINTON	0	0.00%	0	0.00%	18	66.67%	18	66.67%
	Roque Rocky DE LA FUENTE	0	0.00%	0	0.00%	0	0.00%	0	0.00%
	"UNCOMMITTED"	0	0.00%	0	0.00%	2	7.41%	2	7.41%
	Cast Votes:	0	0.00%	0	0.00%	27	96.43%	27	96.43%
	Over Votes:	0	0.00%	0	0.00%	0	0.00%	0	0.00%
	Under Votes:	0	0.00%	0	0.00%	1	3.57%	1	3.57%
UNITED STATES SENATOR, Vote For 1									
	Rory HOULIHAN	0	0.00%	0	0.00%	2	8.00%	2	8.00%
	Jeff KENDER	0	0.00%	0	0.00%	4	16.00%	4	16.00%
	Ron LEACH	0	0.00%	0	0.00%	5	20.00%	5	20.00%
	Tom RECKTENWALD	0	0.00%	0	0.00%	0	0.00%	0	0.00%
	Grant T. SHORT	0	0.00%	0	0.00%	1	4.00%	1	4.00%
	Sellus WILDER	0	0.00%	0	0.00%	1	4.00%	1	4.00%
	Jim GRAY	0	0.00%	0	0.00%	12	48.00%	12	48.00%
	Cast Votes:	0	0.00%	0	0.00%	25	89.29%	25	89.29%
	Over Votes:	0	0.00%	0	0.00%	0	0.00%	0	0.00%
	Under Votes:	0	0.00%	0	0.00%	3	10.71%	3	10.71%
STATE SENATOR 5th Senatorial District, Vote For 1									
	Ricky ALVEY	0	0.00%	0	0.00%	15	62.50%	15	62.50%
	Leslie J. STITH	0	0.00%	0	0.00%	9	37.50%	9	37.50%
	Cast Votes:	0	0.00%	0	0.00%	24	85.71%	24	85.71%
	Over Votes:	0	0.00%	0	0.00%	0	0.00%	0	0.00%
	Under Votes:	0	0.00%	0	0.00%	4	14.29%	4	14.29%

Precinct Report — Unofficial

PRESIDENTIAL PREFERENCE AND REGULAR PRIMARY — OFFICIAL BALLOT FOR GRAYSON COUNTY — May 17, 2016

05/17/2016 07:04 PM

Total Number of Voters : 2,838 of 0 = 0.00%

Precincts Reporting 23 of 23 = 100.00%

Party	Candidate	Absentee		Early		Election		Total	
Precinct C102 (Ballots Cast: 185)									
UNITED STATES SENATOR, Vote For 1									
	Rand PAUL	0	0.00%	0	0.00%	81	87.10%	81	87.10%
	Stephen Howard SLAUGHTER	0	0.00%	0	0.00%	10	10.75%	10	10.75%
	James R. GOULD	0	0.00%	0	0.00%	2	2.15%	2	2.15%
	Cast Votes:	0	0.00%	0	0.00%	93	100.00%	93	100.00%
	Over Votes:	0	0.00%	0	0.00%	0	0.00%	0	0.00%
	Under Votes:	0	0.00%	0	0.00%	0	0.00%	0	0.00%
PRESIDENT of the UNITED STATES, Vote For 1									
	Martin J. O'MALLEY	0	0.00%	0	0.00%	0	0.00%	0	0.00%
	Bernard "Bernie" SANDERS	0	0.00%	0	0.00%	43	47.78%	43	47.78%
	Hillary CLINTON	0	0.00%	0	0.00%	45	50.00%	45	50.00%
	Roque Rocky DE LA FUENTE	0	0.00%	0	0.00%	0	0.00%	0	0.00%
	"UNCOMMITTED"	0	0.00%	0	0.00%	2	2.22%	2	2.22%
	Cast Votes:	0	0.00%	0	0.00%	90	97.83%	90	97.83%
	Over Votes:	0	0.00%	0	0.00%	0	0.00%	0	0.00%
	Under Votes:	0	0.00%	0	0.00%	2	2.17%	2	2.17%
UNITED STATES SENATOR, Vote For 1									
	Rory HOULIHAN	0	0.00%	0	0.00%	4	4.76%	4	4.76%
	Jeff KENDER	0	0.00%	0	0.00%	6	7.14%	6	7.14%
	Ron LEACH	0	0.00%	0	0.00%	11	13.10%	11	13.10%
	Tom RECKTENWALD	0	0.00%	0	0.00%	8	9.52%	8	9.52%
	Grant T. SHORT	0	0.00%	0	0.00%	1	1.19%	1	1.19%
	Sellus WILDER	0	0.00%	0	0.00%	2	2.38%	2	2.38%
	Jim GRAY	0	0.00%	0	0.00%	52	61.90%	52	61.90%
	Cast Votes:	0	0.00%	0	0.00%	84	91.30%	84	91.30%
	Over Votes:	0	0.00%	0	0.00%	0	0.00%	0	0.00%
	Under Votes:	0	0.00%	0	0.00%	8	8.70%	8	8.70%
STATE SENATOR 5th Senatorial District, Vote For 1									
	Ricky ALVEY	0	0.00%	0	0.00%	52	59.77%	52	59.77%
	Leslie J. STITH	0	0.00%	0	0.00%	35	40.23%	35	40.23%
	Cast Votes:	0	0.00%	0	0.00%	87	94.57%	87	94.57%
	Over Votes:	0	0.00%	0	0.00%	0	0.00%	0	0.00%
	Under Votes:	0	0.00%	0	0.00%	5	5.43%	5	5.43%

Precinct Report — Unofficial

PRESIDENTIAL PREFERENCE AND REGULAR PRIMARY — OFFICIAL BALLOT FOR GRAYSON COUNTY — May 17, 2016

05/17/2016 07:04 PM

Total Number of Voters : 2,838 of 0 = 0.00%

Precincts Reporting 23 of 23 = 100.00%

Party	Candidate	Absentee		Early		Election		Total	
Precinct C103 (Ballots Cast: 212)									
UNITED STATES SENATOR, Vote For 1									
	Rand PAUL	0	0.00%	0	0.00%	67	87.01%	67	87.01%
	Stephen Howard SLAUGHTER	0	0.00%	0	0.00%	7	9.09%	7	9.09%
	James R. GOULD	0	0.00%	0	0.00%	3	3.90%	3	3.90%
	Cast Votes:	0	0.00%	0	0.00%	77	98.72%	77	98.72%
	Over Votes:	0	0.00%	0	0.00%	0	0.00%	0	0.00%
	Under Votes:	0	0.00%	0	0.00%	1	1.28%	1	1.28%
PRESIDENT of the UNITED STATES, Vote For 1									
	Martin J. O'MALLEY	0	0.00%	0	0.00%	0	0.00%	0	0.00%
	Bernard "Bernie" SANDERS	0	0.00%	0	0.00%	68	51.13%	68	51.13%
	Hillary CLINTON	0	0.00%	0	0.00%	60	45.11%	60	45.11%
	Roque Rocky DE LA FUENTE	0	0.00%	0	0.00%	1	0.75%	1	0.75%
	"UNCOMMITTED"	0	0.00%	0	0.00%	4	3.01%	4	3.01%
	Cast Votes:	0	0.00%	0	0.00%	133	99.25%	133	99.25%
	Over Votes:	0	0.00%	0	0.00%	0	0.00%	0	0.00%
	Under Votes:	0	0.00%	0	0.00%	1	0.75%	1	0.75%
UNITED STATES SENATOR, Vote For 1									
	Rory HOULIHAN	0	0.00%	0	0.00%	4	3.33%	4	3.33%
	Jeff KENDER	0	0.00%	0	0.00%	8	6.67%	8	6.67%
	Ron LEACH	0	0.00%	0	0.00%	28	23.33%	28	23.33%
	Tom RECKTENWALD	0	0.00%	0	0.00%	4	3.33%	4	3.33%
	Grant T. SHORT	0	0.00%	0	0.00%	6	5.00%	6	5.00%
	Sellus WILDER	0	0.00%	0	0.00%	13	10.83%	13	10.83%
	Jim GRAY	0	0.00%	0	0.00%	57	47.50%	57	47.50%
	Cast Votes:	0	0.00%	0	0.00%	120	89.55%	120	89.55%
	Over Votes:	0	0.00%	0	0.00%	0	0.00%	0	0.00%
	Under Votes:	0	0.00%	0	0.00%	14	10.45%	14	10.45%
STATE SENATOR 5th Senatorial District, Vote For 1									
	Ricky ALVEY	0	0.00%	0	0.00%	87	70.73%	87	70.73%
	Leslie J. STITH	0	0.00%	0	0.00%	36	29.27%	36	29.27%
	Cast Votes:	0	0.00%	0	0.00%	123	91.79%	123	91.79%
	Over Votes:	0	0.00%	0	0.00%	0	0.00%	0	0.00%
	Under Votes:	0	0.00%	0	0.00%	11	8.21%	11	8.21%

Precinct Report — Unofficial

PRESIDENTIAL PREFERENCE AND REGULAR PRIMARY — OFFICIAL BALLOT FOR GRAYSON COUNTY — May 17, 2016

05/17/2016 07:04 PM

Total Number of Voters : 2,838 of 0 = 0.00%

Precincts Reporting 23 of 23 = 100.00%

Party	Candidate	Absentee		Early		Election		Total	
Precinct D101 (Ballots Cast: 211)									
UNITED STATES SENATOR, Vote For 1									
	Rand PAUL	0	0.00%	0	0.00%	59	80.82%	59	80.82%
	Stephen Howard SLAUGHTER	0	0.00%	0	0.00%	9	12.33%	9	12.33%
	James R. GOULD	0	0.00%	0	0.00%	5	6.85%	5	6.85%
	Cast Votes:	0	0.00%	0	0.00%	73	100.00%	73	100.00%
	Over Votes:	0	0.00%	0	0.00%	0	0.00%	0	0.00%
	Under Votes:	0	0.00%	0	0.00%	0	0.00%	0	0.00%
PRESIDENT of the UNITED STATES, Vote For 1									
	Martin J. O'MALLEY	0	0.00%	0	0.00%	4	2.90%	4	2.90%
	Bernard "Bernie" SANDERS	0	0.00%	0	0.00%	50	36.23%	50	36.23%
	Hillary CLINTON	0	0.00%	0	0.00%	80	57.97%	80	57.97%
	Roque Rocky DE LA FUENTE	0	0.00%	0	0.00%	0	0.00%	0	0.00%
	"UNCOMMITTED"	0	0.00%	0	0.00%	4	2.90%	4	2.90%
	Cast Votes:	0	0.00%	0	0.00%	138	100.00%	138	100.00%
	Over Votes:	0	0.00%	0	0.00%	0	0.00%	0	0.00%
	Under Votes:	0	0.00%	0	0.00%	0	0.00%	0	0.00%
UNITED STATES SENATOR, Vote For 1									
	Rory HOULIHAN	0	0.00%	0	0.00%	2	1.74%	2	1.74%
	Jeff KENDER	0	0.00%	0	0.00%	4	3.48%	4	3.48%
	Ron LEACH	0	0.00%	0	0.00%	18	15.65%	18	15.65%
	Tom RECKTENWALD	0	0.00%	0	0.00%	8	6.96%	8	6.96%
	Grant T. SHORT	0	0.00%	0	0.00%	2	1.74%	2	1.74%
	Sellus WILDER	0	0.00%	0	0.00%	5	4.35%	5	4.35%
	Jim GRAY	0	0.00%	0	0.00%	76	66.09%	76	66.09%
	Cast Votes:	0	0.00%	0	0.00%	115	83.33%	115	83.33%
	Over Votes:	0	0.00%	0	0.00%	0	0.00%	0	0.00%
	Under Votes:	0	0.00%	0	0.00%	23	16.67%	23	16.67%
STATE SENATOR 5th Senatorial District, Vote For 1									
	Ricky ALVEY	0	0.00%	0	0.00%	110	85.94%	110	85.94%
	Leslie J. STITH	0	0.00%	0	0.00%	18	14.06%	18	14.06%
	Cast Votes:	0	0.00%	0	0.00%	128	92.75%	128	92.75%
	Over Votes:	0	0.00%	0	0.00%	0	0.00%	0	0.00%
	Under Votes:	0	0.00%	0	0.00%	10	7.25%	10	7.25%

Precinct Report — Unofficial

PRESIDENTIAL PREFERENCE AND REGULAR PRIMARY — OFFICIAL BALLOT FOR GRAYSON COUNTY — May 17, 2016

05/17/2016 07:04 PM

Total Number of Voters : 2,838 of 0 = 0.00%

Precincts Reporting 23 of 23 = 100.00%

Party	Candidate	Absentee		Early		Election		Total	
Precinct D102 (Ballots Cast: 160)									
UNITED STATES SENATOR, Vote For 1									
	Rand PAUL	0	0.00%	0	0.00%	61	74.39%	61	74.39%
	Stephen Howard SLAUGHTER	0	0.00%	0	0.00%	7	8.54%	7	8.54%
	James R. GOULD	0	0.00%	0	0.00%	14	17.07%	14	17.07%
	Cast Votes:	0	0.00%	0	0.00%	82	100.00%	82	100.00%
	Over Votes:	0	0.00%	0	0.00%	0	0.00%	0	0.00%
	Under Votes:	0	0.00%	0	0.00%	0	0.00%	0	0.00%
PRESIDENT of the UNITED STATES, Vote For 1									
	Martin J. O'MALLEY	0	0.00%	0	0.00%	0	0.00%	0	0.00%
	Bernard "Bernie" SANDERS	0	0.00%	0	0.00%	32	42.11%	32	42.11%
	Hillary CLINTON	0	0.00%	0	0.00%	43	56.58%	43	56.58%
	Roque Rocky DE LA FUENTE	0	0.00%	0	0.00%	0	0.00%	0	0.00%
	"UNCOMMITTED"	0	0.00%	0	0.00%	1	1.32%	1	1.32%
	Cast Votes:	0	0.00%	0	0.00%	76	97.44%	76	97.44%
	Over Votes:	0	0.00%	0	0.00%	0	0.00%	0	0.00%
	Under Votes:	0	0.00%	0	0.00%	2	2.56%	2	2.56%
UNITED STATES SENATOR, Vote For 1									
	Rory HOULIHAN	0	0.00%	0	0.00%	4	5.97%	4	5.97%
	Jeff KENDER	0	0.00%	0	0.00%	3	4.48%	3	4.48%
	Ron LEACH	0	0.00%	0	0.00%	11	16.42%	11	16.42%
	Tom RECKTENWALD	0	0.00%	0	0.00%	2	2.99%	2	2.99%
	Grant T. SHORT	0	0.00%	0	0.00%	2	2.99%	2	2.99%
	Sellus WILDER	0	0.00%	0	0.00%	6	8.96%	6	8.96%
	Jim GRAY	0	0.00%	0	0.00%	39	58.21%	39	58.21%
	Cast Votes:	0	0.00%	0	0.00%	67	85.90%	67	85.90%
	Over Votes:	0	0.00%	0	0.00%	0	0.00%	0	0.00%
	Under Votes:	0	0.00%	0	0.00%	11	14.10%	11	14.10%
STATE SENATOR 5th Senatorial District, Vote For 1									
	Ricky ALVEY	0	0.00%	0	0.00%	47	63.51%	47	63.51%
	Leslie J. STITH	0	0.00%	0	0.00%	27	36.49%	27	36.49%
	Cast Votes:	0	0.00%	0	0.00%	74	94.87%	74	94.87%
	Over Votes:	0	0.00%	0	0.00%	0	0.00%	0	0.00%
	Under Votes:	0	0.00%	0	0.00%	4	5.13%	4	5.13%

Precinct Report — Unofficial

PRESIDENTIAL PREFERENCE AND REGULAR PRIMARY — OFFICIAL BALLOT FOR GRAYSON COUNTY — May 17, 2016

05/17/2016 07:04 PM

Total Number of Voters : 2,838 of 0 = 0.00%

Precincts Reporting 23 of 23 = 100.00%

Party	Candidate	Absentee		Early		Election		Total	
Precinct D103 (Ballots Cast: 99)									
UNITED STATES SENATOR, Vote For 1									
	Rand PAUL	0	0.00%	0	0.00%	59	83.10%	59	83.10%
	Stephen Howard SLAUGHTER	0	0.00%	0	0.00%	5	7.04%	5	7.04%
	James R. GOULD	0	0.00%	0	0.00%	7	9.86%	7	9.86%
	Cast Votes:	0	0.00%	0	0.00%	71	100.00%	71	100.00%
	Over Votes:	0	0.00%	0	0.00%	0	0.00%	0	0.00%
	Under Votes:	0	0.00%	0	0.00%	0	0.00%	0	0.00%
PRESIDENT of the UNITED STATES, Vote For 1									
	Martin J. O'MALLEY	0	0.00%	0	0.00%	0	0.00%	0	0.00%
	Bernard "Bernie" SANDERS	0	0.00%	0	0.00%	13	48.15%	13	48.15%
	Hillary CLINTON	0	0.00%	0	0.00%	13	48.15%	13	48.15%
	Roque Rocky DE LA FUENTE	0	0.00%	0	0.00%	0	0.00%	0	0.00%
	"UNCOMMITTED"	0	0.00%	0	0.00%	1	3.70%	1	3.70%
	Cast Votes:	0	0.00%	0	0.00%	27	96.43%	27	96.43%
	Over Votes:	0	0.00%	0	0.00%	0	0.00%	0	0.00%
	Under Votes:	0	0.00%	0	0.00%	1	3.57%	1	3.57%
UNITED STATES SENATOR, Vote For 1									
	Rory HOULIHAN	0	0.00%	0	0.00%	2	7.69%	2	7.69%
	Jeff KENDER	0	0.00%	0	0.00%	4	15.38%	4	15.38%
	Ron LEACH	0	0.00%	0	0.00%	6	23.08%	6	23.08%
	Tom RECKTENWALD	0	0.00%	0	0.00%	1	3.85%	1	3.85%
	Grant T. SHORT	0	0.00%	0	0.00%	1	3.85%	1	3.85%
	Sellus WILDER	0	0.00%	0	0.00%	2	7.69%	2	7.69%
	Jim GRAY	0	0.00%	0	0.00%	10	38.46%	10	38.46%
	Cast Votes:	0	0.00%	0	0.00%	26	92.86%	26	92.86%
	Over Votes:	0	0.00%	0	0.00%	0	0.00%	0	0.00%
	Under Votes:	0	0.00%	0	0.00%	2	7.14%	2	7.14%
STATE SENATOR 5th Senatorial District, Vote For 1									
	Ricky ALVEY	0	0.00%	0	0.00%	21	77.78%	21	77.78%
	Leslie J. STITH	0	0.00%	0	0.00%	6	22.22%	6	22.22%
	Cast Votes:	0	0.00%	0	0.00%	27	96.43%	27	96.43%
	Over Votes:	0	0.00%	0	0.00%	0	0.00%	0	0.00%
	Under Votes:	0	0.00%	0	0.00%	1	3.57%	1	3.57%

Precinct Report — Unofficial

PRESIDENTIAL PREFERENCE AND REGULAR PRIMARY — OFFICIAL BALLOT FOR GRAYSON COUNTY — May 17, 2016

05/17/2016 07:04 PM

Total Number of Voters : 2,838 of 0 = 0.00%

Precincts Reporting 23 of 23 = 100.00%

Party	Candidate	Absentee		Early		Election		Total	
Precinct E101 (Ballots Cast: 97)									
UNITED STATES SENATOR, Vote For 1									
	Rand PAUL	0	0.00%	0	0.00%	40	76.92%	40	76.92%
	Stephen Howard SLAUGHTER	0	0.00%	0	0.00%	5	9.62%	5	9.62%
	James R. GOULD	0	0.00%	0	0.00%	7	13.46%	7	13.46%
	Cast Votes:	0	0.00%	0	0.00%	52	100.00%	52	100.00%
	Over Votes:	0	0.00%	0	0.00%	0	0.00%	0	0.00%
	Under Votes:	0	0.00%	0	0.00%	0	0.00%	0	0.00%
PRESIDENT of the UNITED STATES, Vote For 1									
	Martin J. O'MALLEY	0	0.00%	0	0.00%	1	2.33%	1	2.33%
	Bernard "Bernie" SANDERS	0	0.00%	0	0.00%	18	41.86%	18	41.86%
	Hillary CLINTON	0	0.00%	0	0.00%	21	48.84%	21	48.84%
	Roque Rocky DE LA FUENTE	0	0.00%	0	0.00%	0	0.00%	0	0.00%
	"UNCOMMITTED"	0	0.00%	0	0.00%	3	6.98%	3	6.98%
	Cast Votes:	0	0.00%	0	0.00%	43	95.56%	43	95.56%
	Over Votes:	0	0.00%	0	0.00%	0	0.00%	0	0.00%
	Under Votes:	0	0.00%	0	0.00%	2	4.44%	2	4.44%
UNITED STATES SENATOR, Vote For 1									
	Rory HOULIHAN	0	0.00%	0	0.00%	3	7.50%	3	7.50%
	Jeff KENDER	0	0.00%	0	0.00%	0	0.00%	0	0.00%
	Ron LEACH	0	0.00%	0	0.00%	5	12.50%	5	12.50%
	Tom RECKTENWALD	0	0.00%	0	0.00%	3	7.50%	3	7.50%
	Grant T. SHORT	0	0.00%	0	0.00%	1	2.50%	1	2.50%
	Sellus WILDER	0	0.00%	0	0.00%	2	5.00%	2	5.00%
	Jim GRAY	0	0.00%	0	0.00%	26	65.00%	26	65.00%
	Cast Votes:	0	0.00%	0	0.00%	40	88.89%	40	88.89%
	Over Votes:	0	0.00%	0	0.00%	0	0.00%	0	0.00%
	Under Votes:	0	0.00%	0	0.00%	5	11.11%	5	11.11%
STATE SENATOR 5th Senatorial District, Vote For 1									
	Ricky ALVEY	0	0.00%	0	0.00%	33	76.74%	33	76.74%
	Leslie J. STITH	0	0.00%	0	0.00%	10	23.26%	10	23.26%
	Cast Votes:	0	0.00%	0	0.00%	43	95.56%	43	95.56%
	Over Votes:	0	0.00%	0	0.00%	0	0.00%	0	0.00%
	Under Votes:	0	0.00%	0	0.00%	2	4.44%	2	4.44%

Precinct Report — Unofficial

PRESIDENTIAL PREFERENCE AND REGULAR PRIMARY — OFFICIAL BALLOT FOR GRAYSON COUNTY — May 17, 2016

05/17/2016 07:04 PM

Total Number of Voters : 2,838 of 0 = 0.00%

Precincts Reporting 23 of 23 = 100.00%

Party	Candidate	Absentee		Early		Election		Total	
Precinct E102 (Ballots Cast: 207)									
UNITED STATES SENATOR, Vote For 1									
	Rand PAUL	0	0.00%	0	0.00%	80	86.02%	80	86.02%
	Stephen Howard SLAUGHTER	0	0.00%	0	0.00%	10	10.75%	10	10.75%
	James R. GOULD	0	0.00%	0	0.00%	3	3.23%	3	3.23%
	Cast Votes:	0	0.00%	0	0.00%	93	97.89%	93	97.89%
	Over Votes:	0	0.00%	0	0.00%	0	0.00%	0	0.00%
	Under Votes:	0	0.00%	0	0.00%	2	2.11%	2	2.11%
PRESIDENT of the UNITED STATES, Vote For 1									
	Martin J. O'MALLEY	0	0.00%	0	0.00%	1	0.90%	1	0.90%
	Bernard "Bernie" SANDERS	0	0.00%	0	0.00%	56	50.45%	56	50.45%
	Hillary CLINTON	0	0.00%	0	0.00%	53	47.75%	53	47.75%
	Roque Rocky DE LA FUENTE	0	0.00%	0	0.00%	0	0.00%	0	0.00%
	"UNCOMMITTED"	0	0.00%	0	0.00%	1	0.90%	1	0.90%
	Cast Votes:	0	0.00%	0	0.00%	111	99.11%	111	99.11%
	Over Votes:	0	0.00%	0	0.00%	0	0.00%	0	0.00%
	Under Votes:	0	0.00%	0	0.00%	1	0.89%	1	0.89%
UNITED STATES SENATOR, Vote For 1									
	Rory HOULIHAN	0	0.00%	0	0.00%	4	4.12%	4	4.12%
	Jeff KENDER	0	0.00%	0	0.00%	2	2.06%	2	2.06%
	Ron LEACH	0	0.00%	0	0.00%	10	10.31%	10	10.31%
	Tom RECKTENWALD	0	0.00%	0	0.00%	5	5.15%	5	5.15%
	Grant T. SHORT	0	0.00%	0	0.00%	5	5.15%	5	5.15%
	Sellus WILDER	0	0.00%	0	0.00%	10	10.31%	10	10.31%
	Jim GRAY	0	0.00%	0	0.00%	61	62.89%	61	62.89%
	Cast Votes:	0	0.00%	0	0.00%	97	86.61%	97	86.61%
	Over Votes:	0	0.00%	0	0.00%	0	0.00%	0	0.00%
	Under Votes:	0	0.00%	0	0.00%	15	13.39%	15	13.39%
STATE SENATOR 5th Senatorial District, Vote For 1									
	Ricky ALVEY	0	0.00%	0	0.00%	61	59.22%	61	59.22%
	Leslie J. STITH	0	0.00%	0	0.00%	42	40.78%	42	40.78%
	Cast Votes:	0	0.00%	0	0.00%	103	91.96%	103	91.96%
	Over Votes:	0	0.00%	0	0.00%	0	0.00%	0	0.00%
	Under Votes:	0	0.00%	0	0.00%	9	8.04%	9	8.04%

Precinct Report — Unofficial

PRESIDENTIAL PREFERENCE AND REGULAR PRIMARY — OFFICIAL BALLOT FOR GRAYSON COUNTY — May 17, 2016

05/17/2016 07:04 PM

Total Number of Voters : 2,838 of 0 = 0.00%

Precincts Reporting 23 of 23 = 100.00%

Party	Candidate	Absentee		Early		Election		Total	
Precinct E103 (Ballots Cast: 42)									
UNITED STATES SENATOR, Vote For 1									
	Rand PAUL	0	0.00%	0	0.00%	27	81.82%	27	81.82%
	Stephen Howard SLAUGHTER	0	0.00%	0	0.00%	5	15.15%	5	15.15%
	James R. GOULD	0	0.00%	0	0.00%	1	3.03%	1	3.03%
	Cast Votes:	0	0.00%	0	0.00%	33	100.00%	33	100.00%
	Over Votes:	0	0.00%	0	0.00%	0	0.00%	0	0.00%
	Under Votes:	0	0.00%	0	0.00%	0	0.00%	0	0.00%
PRESIDENT of the UNITED STATES, Vote For 1									
	Martin J. O'MALLEY	0	0.00%	0	0.00%	1	11.11%	1	11.11%
	Bernard "Bernie" SANDERS	0	0.00%	0	0.00%	5	55.56%	5	55.56%
	Hillary CLINTON	0	0.00%	0	0.00%	3	33.33%	3	33.33%
	Roque Rocky DE LA FUENTE	0	0.00%	0	0.00%	0	0.00%	0	0.00%
	"UNCOMMITTED"	0	0.00%	0	0.00%	0	0.00%	0	0.00%
	Cast Votes:	0	0.00%	0	0.00%	9	100.00%	9	100.00%
	Over Votes:	0	0.00%	0	0.00%	0	0.00%	0	0.00%
	Under Votes:	0	0.00%	0	0.00%	0	0.00%	0	0.00%
UNITED STATES SENATOR, Vote For 1									
	Rory HOULIHAN	0	0.00%	0	0.00%	0	0.00%	0	0.00%
	Jeff KENDER	0	0.00%	0	0.00%	1	25.00%	1	25.00%
	Ron LEACH	0	0.00%	0	0.00%	0	0.00%	0	0.00%
	Tom RECKTENWALD	0	0.00%	0	0.00%	0	0.00%	0	0.00%
	Grant T. SHORT	0	0.00%	0	0.00%	0	0.00%	0	0.00%
	Sellus WILDER	0	0.00%	0	0.00%	1	25.00%	1	25.00%
	Jim GRAY	0	0.00%	0	0.00%	2	50.00%	2	50.00%
	Cast Votes:	0	0.00%	0	0.00%	4	44.44%	4	44.44%
	Over Votes:	0	0.00%	0	0.00%	0	0.00%	0	0.00%
	Under Votes:	0	0.00%	0	0.00%	5	55.56%	5	55.56%
STATE SENATOR 5th Senatorial District, Vote For 1									
	Ricky ALVEY	0	0.00%	0	0.00%	4	66.67%	4	66.67%
	Leslie J. STITH	0	0.00%	0	0.00%	2	33.33%	2	33.33%
	Cast Votes:	0	0.00%	0	0.00%	6	66.67%	6	66.67%
	Over Votes:	0	0.00%	0	0.00%	0	0.00%	0	0.00%
	Under Votes:	0	0.00%	0	0.00%	3	33.33%	3	33.33%

Precinct Report — Unofficial

PRESIDENTIAL PREFERENCE AND REGULAR PRIMARY — OFFICIAL BALLOT FOR GRAYSON COUNTY — May 17, 2016

05/17/2016 07:04 PM

Total Number of Voters : 2,838 of 0 = 0.00%

Precincts Reporting 23 of 23 = 100.00%

Party	Candidate	Absentee		Early		Election		Total	
Precinct E104 (Ballots Cast: 72)									
UNITED STATES SENATOR, Vote For 1									
	Rand PAUL	0	0.00%	0	0.00%	39	97.50%	39	97.50%
	Stephen Howard SLAUGHTER	0	0.00%	0	0.00%	0	0.00%	0	0.00%
	James R. GOULD	0	0.00%	0	0.00%	1	2.50%	1	2.50%
	Cast Votes:	0	0.00%	0	0.00%	40	100.00%	40	100.00%
	Over Votes:	0	0.00%	0	0.00%	0	0.00%	0	0.00%
	Under Votes:	0	0.00%	0	0.00%	0	0.00%	0	0.00%
PRESIDENT of the UNITED STATES, Vote For 1									
	Martin J. O'MALLEY	0	0.00%	0	0.00%	0	0.00%	0	0.00%
	Bernard "Bernie" SANDERS	0	0.00%	0	0.00%	18	56.25%	18	56.25%
	Hillary CLINTON	0	0.00%	0	0.00%	12	37.50%	12	37.50%
	Roque Rocky DE LA FUENTE	0	0.00%	0	0.00%	0	0.00%	0	0.00%
	"UNCOMMITTED"	0	0.00%	0	0.00%	2	6.25%	2	6.25%
	Cast Votes:	0	0.00%	0	0.00%	32	100.00%	32	100.00%
	Over Votes:	0	0.00%	0	0.00%	0	0.00%	0	0.00%
	Under Votes:	0	0.00%	0	0.00%	0	0.00%	0	0.00%
UNITED STATES SENATOR, Vote For 1									
	Rory HOULIHAN	0	0.00%	0	0.00%	3	9.68%	3	9.68%
	Jeff KENDER	0	0.00%	0	0.00%	1	3.23%	1	3.23%
	Ron LEACH	0	0.00%	0	0.00%	10	32.26%	10	32.26%
	Tom RECKTENWALD	0	0.00%	0	0.00%	1	3.23%	1	3.23%
	Grant T. SHORT	0	0.00%	0	0.00%	1	3.23%	1	3.23%
	Sellus WILDER	0	0.00%	0	0.00%	4	12.90%	4	12.90%
	Jim GRAY	0	0.00%	0	0.00%	11	35.48%	11	35.48%
	Cast Votes:	0	0.00%	0	0.00%	31	96.88%	31	96.88%
	Over Votes:	0	0.00%	0	0.00%	0	0.00%	0	0.00%
	Under Votes:	0	0.00%	0	0.00%	1	3.13%	1	3.13%
STATE SENATOR 5th Senatorial District, Vote For 1									
	Ricky ALVEY	0	0.00%	0	0.00%	23	76.67%	23	76.67%
	Leslie J. STITH	0	0.00%	0	0.00%	7	23.33%	7	23.33%
	Cast Votes:	0	0.00%	0	0.00%	30	93.75%	30	93.75%
	Over Votes:	0	0.00%	0	0.00%	0	0.00%	0	0.00%
	Under Votes:	0	0.00%	0	0.00%	2	6.25%	2	6.25%

Precinct Report — Unofficial

PRESIDENTIAL PREFERENCE AND REGULAR PRIMARY — OFFICIAL BALLOT FOR GRAYSON COUNTY — May 17, 2016

05/17/2016 07:04 PM

Total Number of Voters : 2,838 of 0 = 0.00%

Precincts Reporting 23 of 23 = 100.00%

Party	Candidate	Absentee		Early		Election		Total	
Precinct F101 (Ballots Cast: 114)									
UNITED STATES SENATOR, Vote For 1									
	Rand PAUL	0	0.00%	0	0.00%	45	90.00%	45	90.00%
	Stephen Howard SLAUGHTER	0	0.00%	0	0.00%	3	6.00%	3	6.00%
	James R. GOULD	0	0.00%	0	0.00%	2	4.00%	2	4.00%
	Cast Votes:	0	0.00%	0	0.00%	50	98.04%	50	98.04%
	Over Votes:	0	0.00%	0	0.00%	0	0.00%	0	0.00%
	Under Votes:	0	0.00%	0	0.00%	1	1.96%	1	1.96%
PRESIDENT of the UNITED STATES, Vote For 1									
	Martin J. O'MALLEY	0	0.00%	0	0.00%	0	0.00%	0	0.00%
	Bernard "Bernie" SANDERS	0	0.00%	0	0.00%	27	42.86%	27	42.86%
	Hillary CLINTON	0	0.00%	0	0.00%	32	50.79%	32	50.79%
	Roque Rocky DE LA FUENTE	0	0.00%	0	0.00%	0	0.00%	0	0.00%
	"UNCOMMITTED"	0	0.00%	0	0.00%	4	6.35%	4	6.35%
	Cast Votes:	0	0.00%	0	0.00%	63	100.00%	63	100.00%
	Over Votes:	0	0.00%	0	0.00%	0	0.00%	0	0.00%
	Under Votes:	0	0.00%	0	0.00%	0	0.00%	0	0.00%
UNITED STATES SENATOR, Vote For 1									
	Rory HOULIHAN	0	0.00%	0	0.00%	6	10.71%	6	10.71%
	Jeff KENDER	0	0.00%	0	0.00%	2	3.57%	2	3.57%
	Ron LEACH	0	0.00%	0	0.00%	8	14.29%	8	14.29%
	Tom RECKTENWALD	0	0.00%	0	0.00%	4	7.14%	4	7.14%
	Grant T. SHORT	0	0.00%	0	0.00%	1	1.79%	1	1.79%
	Sellus WILDER	0	0.00%	0	0.00%	5	8.93%	5	8.93%
	Jim GRAY	0	0.00%	0	0.00%	30	53.57%	30	53.57%
	Cast Votes:	0	0.00%	0	0.00%	56	88.89%	56	88.89%
	Over Votes:	0	0.00%	0	0.00%	0	0.00%	0	0.00%
	Under Votes:	0	0.00%	0	0.00%	7	11.11%	7	11.11%
STATE SENATOR 5th Senatorial District, Vote For 1									
	Ricky ALVEY	0	0.00%	0	0.00%	39	65.00%	39	65.00%
	Leslie J. STITH	0	0.00%	0	0.00%	21	35.00%	21	35.00%
	Cast Votes:	0	0.00%	0	0.00%	60	95.24%	60	95.24%
	Over Votes:	0	0.00%	0	0.00%	0	0.00%	0	0.00%
	Under Votes:	0	0.00%	0	0.00%	3	4.76%	3	4.76%

Precinct Report — Unofficial

PRESIDENTIAL PREFERENCE AND REGULAR PRIMARY — OFFICIAL BALLOT FOR GRAYSON COUNTY — May 17, 2016

05/17/2016 07:04 PM

Total Number of Voters : 2,838 of 0 = 0.00%

Precincts Reporting 23 of 23 = 100.00%

Party	Candidate	Absentee		Early		Election		Total	
Precinct F103 (Ballots Cast: 204)									
UNITED STATES SENATOR, Vote For 1									
	Rand PAUL	0	0.00%	0	0.00%	103	91.15%	103	91.15%
	Stephen Howard SLAUGHTER	0	0.00%	0	0.00%	4	3.54%	4	3.54%
	James R. GOULD	0	0.00%	0	0.00%	6	5.31%	6	5.31%
	Cast Votes:	0	0.00%	0	0.00%	113	100.00%	113	100.00%
	Over Votes:	0	0.00%	0	0.00%	0	0.00%	0	0.00%
	Under Votes:	0	0.00%	0	0.00%	0	0.00%	0	0.00%
PRESIDENT of the UNITED STATES, Vote For 1									
	Martin J. O'MALLEY	0	0.00%	0	0.00%	2	2.22%	2	2.22%
	Bernard "Bernie" SANDERS	0	0.00%	0	0.00%	40	44.44%	40	44.44%
	Hillary CLINTON	0	0.00%	0	0.00%	42	46.67%	42	46.67%
	Roque Rocky DE LA FUENTE	0	0.00%	0	0.00%	0	0.00%	0	0.00%
	"UNCOMMITTED"	0	0.00%	0	0.00%	6	6.67%	6	6.67%
	Cast Votes:	0	0.00%	0	0.00%	90	98.90%	90	98.90%
	Over Votes:	0	0.00%	0	0.00%	0	0.00%	0	0.00%
	Under Votes:	0	0.00%	0	0.00%	1	1.10%	1	1.10%
UNITED STATES SENATOR, Vote For 1									
	Rory HOULIHAN	0	0.00%	0	0.00%	1	1.22%	1	1.22%
	Jeff KENDER	0	0.00%	0	0.00%	3	3.66%	3	3.66%
	Ron LEACH	0	0.00%	0	0.00%	22	26.83%	22	26.83%
	Tom RECKTENWALD	0	0.00%	0	0.00%	3	3.66%	3	3.66%
	Grant T. SHORT	0	0.00%	0	0.00%	2	2.44%	2	2.44%
	Sellus WILDER	0	0.00%	0	0.00%	8	9.76%	8	9.76%
	Jim GRAY	0	0.00%	0	0.00%	43	52.44%	43	52.44%
	Cast Votes:	0	0.00%	0	0.00%	82	90.11%	82	90.11%
	Over Votes:	0	0.00%	0	0.00%	0	0.00%	0	0.00%
	Under Votes:	0	0.00%	0	0.00%	9	9.89%	9	9.89%
STATE SENATOR 5th Senatorial District, Vote For 1									
	Ricky ALVEY	0	0.00%	0	0.00%	61	74.39%	61	74.39%
	Leslie J. STITH	0	0.00%	0	0.00%	21	25.61%	21	25.61%
	Cast Votes:	0	0.00%	0	0.00%	82	90.11%	82	90.11%
	Over Votes:	0	0.00%	0	0.00%	0	0.00%	0	0.00%
	Under Votes:	0	0.00%	0	0.00%	9	9.89%	9	9.89%

Precinct Report — Unofficial

PRESIDENTIAL PREFERENCE AND REGULAR PRIMARY — OFFICIAL BALLOT FOR GRAYSON COUNTY — May 17, 2016

05/17/2016 07:04 PM

Total Number of Voters : 2,838 of 0 = 0.00%

Precincts Reporting 23 of 23 = 100.00%

Party	Candidate	Absentee		Early		Election		Total	
Precinct F105 (Ballots Cast: 77)									
UNITED STATES SENATOR, Vote For 1									
	Rand PAUL	0	0.00%	0	0.00%	40	83.33%	40	83.33%
	Stephen Howard SLAUGHTER	0	0.00%	0	0.00%	1	2.08%	1	2.08%
	James R. GOULD	0	0.00%	0	0.00%	7	14.58%	7	14.58%
	Cast Votes:	0	0.00%	0	0.00%	48	100.00%	48	100.00%
	Over Votes:	0	0.00%	0	0.00%	0	0.00%	0	0.00%
	Under Votes:	0	0.00%	0	0.00%	0	0.00%	0	0.00%
PRESIDENT of the UNITED STATES, Vote For 1									
	Martin J. O'MALLEY	0	0.00%	0	0.00%	0	0.00%	0	0.00%
	Bernard "Bernie" SANDERS	0	0.00%	0	0.00%	14	48.28%	14	48.28%
	Hillary CLINTON	0	0.00%	0	0.00%	11	37.93%	11	37.93%
	Roque Rocky DE LA FUENTE	0	0.00%	0	0.00%	0	0.00%	0	0.00%
	"UNCOMMITTED"	0	0.00%	0	0.00%	4	13.79%	4	13.79%
	Cast Votes:	0	0.00%	0	0.00%	29	100.00%	29	100.00%
	Over Votes:	0	0.00%	0	0.00%	0	0.00%	0	0.00%
	Under Votes:	0	0.00%	0	0.00%	0	0.00%	0	0.00%
UNITED STATES SENATOR, Vote For 1									
	Rory HOULIHAN	0	0.00%	0	0.00%	0	0.00%	0	0.00%
	Jeff KENDER	0	0.00%	0	0.00%	0	0.00%	0	0.00%
	Ron LEACH	0	0.00%	0	0.00%	10	40.00%	10	40.00%
	Tom RECKTENWALD	0	0.00%	0	0.00%	1	4.00%	1	4.00%
	Grant T. SHORT	0	0.00%	0	0.00%	2	8.00%	2	8.00%
	Sellus WILDER	0	0.00%	0	0.00%	3	12.00%	3	12.00%
	Jim GRAY	0	0.00%	0	0.00%	9	36.00%	9	36.00%
	Cast Votes:	0	0.00%	0	0.00%	25	86.21%	25	86.21%
	Over Votes:	0	0.00%	0	0.00%	0	0.00%	0	0.00%
	Under Votes:	0	0.00%	0	0.00%	4	13.79%	4	13.79%
STATE SENATOR 5th Senatorial District, Vote For 1									
	Ricky ALVEY	0	0.00%	0	0.00%	20	74.07%	20	74.07%
	Leslie J. STITH	0	0.00%	0	0.00%	7	25.93%	7	25.93%
	Cast Votes:	0	0.00%	0	0.00%	27	93.10%	27	93.10%
	Over Votes:	0	0.00%	0	0.00%	0	0.00%	0	0.00%
	Under Votes:	0	0.00%	0	0.00%	2	6.90%	2	6.90%

Precinct Report — Unofficial

PRESIDENTIAL PREFERENCE AND REGULAR PRIMARY — OFFICIAL BALLOT FOR GRAYSON COUNTY — May 17, 2016

05/17/2016 07:04 PM

Total Number of Voters : 2,838 of 0 = 0.00%

Precincts Reporting 23 of 23 = 100.00%

Party	Candidate	Absentee		Early		Election		Total	
Precinct F106 (Ballots Cast: 69)									
UNITED STATES SENATOR, Vote For 1									
	Rand PAUL	0	0.00%	0	0.00%	36	81.82%	36	81.82%
	Stephen Howard SLAUGHTER	0	0.00%	0	0.00%	2	4.55%	2	4.55%
	James R. GOULD	0	0.00%	0	0.00%	6	13.64%	6	13.64%
	Cast Votes:	0	0.00%	0	0.00%	44	100.00%	44	100.00%
	Over Votes:	0	0.00%	0	0.00%	0	0.00%	0	0.00%
	Under Votes:	0	0.00%	0	0.00%	0	0.00%	0	0.00%
PRESIDENT of the UNITED STATES, Vote For 1									
	Martin J. O'MALLEY	0	0.00%	0	0.00%	1	4.00%	1	4.00%
	Bernard "Bernie" SANDERS	0	0.00%	0	0.00%	15	60.00%	15	60.00%
	Hillary CLINTON	0	0.00%	0	0.00%	9	36.00%	9	36.00%
	Roque Rocky DE LA FUENTE	0	0.00%	0	0.00%	0	0.00%	0	0.00%
	"UNCOMMITTED"	0	0.00%	0	0.00%	0	0.00%	0	0.00%
	Cast Votes:	0	0.00%	0	0.00%	25	100.00%	25	100.00%
	Over Votes:	0	0.00%	0	0.00%	0	0.00%	0	0.00%
	Under Votes:	0	0.00%	0	0.00%	0	0.00%	0	0.00%
UNITED STATES SENATOR, Vote For 1									
	Rory HOULIHAN	0	0.00%	0	0.00%	0	0.00%	0	0.00%
	Jeff KENDER	0	0.00%	0	0.00%	2	8.70%	2	8.70%
	Ron LEACH	0	0.00%	0	0.00%	2	8.70%	2	8.70%
	Tom RECKTENWALD	0	0.00%	0	0.00%	1	4.35%	1	4.35%
	Grant T. SHORT	0	0.00%	0	0.00%	2	8.70%	2	8.70%
	Sellus WILDER	0	0.00%	0	0.00%	5	21.74%	5	21.74%
	Jim GRAY	0	0.00%	0	0.00%	11	47.83%	11	47.83%
	Cast Votes:	0	0.00%	0	0.00%	23	92.00%	23	92.00%
	Over Votes:	0	0.00%	0	0.00%	0	0.00%	0	0.00%
	Under Votes:	0	0.00%	0	0.00%	2	8.00%	2	8.00%
STATE SENATOR 5th Senatorial District, Vote For 1									
	Ricky ALVEY	0	0.00%	0	0.00%	16	72.73%	16	72.73%
	Leslie J. STITH	0	0.00%	0	0.00%	6	27.27%	6	27.27%
	Cast Votes:	0	0.00%	0	0.00%	22	88.00%	22	88.00%
	Over Votes:	0	0.00%	0	0.00%	0	0.00%	0	0.00%
	Under Votes:	0	0.00%	0	0.00%	3	12.00%	3	12.00%

PRIMARY ELECTION
GRAYSON COUNTY - 2ND. CONG. DIST.
RECAPITULATION SHEET
MAY 17, 2016

	ABSENTEE			Precinct 1 EAST LEITCHFIELD			Precinct 2 CLARKSON			Precinct 3 EAST "A" LEITCHFIELD			Precinct 4 CANEYVILLE			Precinct 5 SPRING LICK			Precinct 6 FALLS OF ROUGH			Precinct 7 YEAMAN			Precinct 8 SHORT CREEK			Precinct 9 MILLWOOD			Precinct 10 WEST "A" LEITCHFIELD			Precinct 11 NORTH LEITCHFIELD		
	Mail-In	Walk-In	Total	eSlate	eScan	Total	eSlate	eScan	Total	eSlate	eScan	Total	eSlate	eScan	Total	eSlate	eScan	Total	eSlate	eScan	Total	eSlate	eScan	Total	eSlate	eScan	Total	eSlate	eScan	Total	eSlate	eScan	Total	eSlate	eScan	Total
UNITED STATES SENATOR - REP																																				
Rand PAUL	9	25	34	4	37	41	29	59	88	13	5	18	9	54	63	3	18	21	21	17	38	0	24	24	7	64	71	1	33	34	21	60	81	25	42	67
Stephen Howard SLAUGHTER	0	2	2	1	2	3	3	12	15	1	0	1	2	8	10	1	3	4	1	0	1	1	5	6	5	5	10	0	2	2	3	7	10	4	3	7
James R. GOULD	1	4	5	0	0	0	2	4	6	2	1	3	5	8	13	3	3	6	0	3	3	0	0	0	1	6	7	0	4	4	0	2	2	2	1	3
PRESIDENT of the UNITED STATES - DEM																																				
Martin J. O'MALLEY	0	0	0	0	0	0	0	1	1	1	0	1	0	0	0	0	1	1	0	0	0	0	1	1	1	3	4	0	0	0	0	0	0	0	0	0
Bernard "Bernie" SANDERS	1	8	9	5	17	22	27	32	59	7	1	8	10	11	17	4	4	8	14	14	28	1	10	11	24	38	62	0	7	7	20	23	43	24	44	68
Hillary CLINTON	15	22	37	6	17	23	23	38	61	8	1	9	16	23	28	2	0	2	14	16	30	1	18	19	11	43	54	0	18	18	16	29	45	12	48	60
Roque Rocky DE LA FUENTE	0	0	0	0	0	0	0	0	0	1	0	1	0	0	0	0	0	0	0	0	0	0	0	0	0	0	0	0	0	0	0	0	0	0	1	1
"UNCOMMITTED"	0	1	1	1	2	3	2	4	6	1	0	1	1	4	5	0	1	1	1	2	3	0	2	2	0	2	2	0	2	2	0	2	2	2	2	4
UNITED STATES SENATOR - DEM																																				
Rory HOULIHAN	1	1	2	0	1	1	1	0	1	1	0	1	1	1	2	0	0	0	1	1	2	0	0	0	2	2	4	0	2	2	2	2	4	1	3	4
Jeff KENDER	1	1	2	1	2	3	5	3	8	0	0	0	0	3	3	0	0	0	3	1	4	0	2	2	4	4	8	0	4	4	2	4	6	2	6	8
Ron LEACH	1	6	7	2	5	7	8	13	21	4	1	5	1	8	9	2	1	3	7	2	9	1	7	8	16	16	32	0	5	5	4	7	11	7	21	28
Tom RECKTENWALD	1	2	3	1	1	2	1	2	3	0	0	0	0	0	0	0	0	0	2	3	5	0	1	1	3	7	10	0	0	0	1	7	8	2	2	4
Grant T. SHORT	0	0	0	1	1	2	4	3	7	0	0	0	0	4	4	0	0	0	0	0	0	0	1	1	3	2	5	0	1	1	1	0	1	3	3	6
Sellus WILDER	3	1	4	0	1	1	5	4	9	2	0	2	0	3	3	0	1	1	0	1	1	0	1	1	3	7	10	0	1	1	1	1	2	3	10	13
Jim GRAY	7	19	26	5	16	21	26	40	66	9	1	10	8	18	26	4	3	7	13	15	28	0	12	12	11	46	57	0	12	12	23	29	52	17	40	57
STATE SENATOR - 5th Sen. District - DEM																																				
Ricky ALVEY	8	22	30	8	16	24	29	52	81	11	2	13	12	29	41	4	5	9	23	23	46	1	22	23	25	61	86	0	15	15	16	36	52	23	104	87
Leslie J. STITH	6	8	14	3	15	18	22	20	42	6	0	6	0	5	5	2	0	2	6	7	13	1	8	9	8	21	29	0	9	9	18	17	35	13	23	36

RECEIVED
MAY 24 2016
State Board of Elections
2016

PRIMARY ELECTION
GRAYSON COUNTY - 2ND. CONG. DIST.
RECAPITULATION SHEET
MAY 17, 2016

	Blue/White BIG CLIFTY			Blue/White NORTH "A" LEITCHFIELD			Blue/White HORNTOWN			Blue/White ROCK CREEK			5 ANNETA (3)			5 MILLERSTOWN (3)			5 SOUTH "A" LEITCHFIELD (3)			5 SOUTHWEST LEITCHFIELD (3)			5 ARLINGTON (3)			5 SHREWSBURY (3)			6 READY (3)			GRAND TOTAL
	eSlate	eScan	Total	eSlate	eScan	Total	eSlate	eScan	Total	eSlate	eScan	Total	eSlate	eScan	Total	eSlate	eScan	Total	eSlate	eScan	Total	eSlate	eScan	Total	eSlate	eScan	Total	eSlate	eScan	Total	eSlate	eScan	Total	
UNITED STATES SENATOR - REP																																		
Rand PAUL	2	57	59	14	47	61	28	31	59	15	25	40	22	58	80	10	17	27	24	15	39	12	33	45	20	83	103	16	24	40	6	30	36	1169
Stephen Howard SLAUGHTER	0	9	9	5	2	7	1	4	5	3	2	5	4	6	10	3	2	5	0	0	0	1	2	3	0	4	4	1	0	1	0	2	2	122
James R. GOULD	0	5	5	6	8	14	4	3	7	4	3	7	2	1	3	0	1	1	1	0	1	0	2	2	0	6	6	3	4	7	1	5	6	111
PRESIDENT of the UNITED STATES - DEM																																		
Martin J. O'MALLEY	0	4	4	0	0	0	0	0	0	1	0	1	0	1	1	0	1	1	0	0	0	0	0	0	0	2	2	0	0	0	0	1	1	18
Bernard "Bernie" SANDERS	2	48	50	16	16	32	6	9	15	8	10	18	20	36	56	1	4	5	12	6	18	12	15	27	12	28	40	8	6	14	3	10	13	380
Hillary CLINTON	2	78	80	15	28	43	2	11	13	7	14	21	17	36	53	0	3	3	10	6	12	9	23	32	15	27	42	3	8	11	2	7	9	705
Roque Rocky DE LA FUENTE	0	0	0	0	0	0	0	0	0	0	0	0	0	0	0	0	0	0	0	0	0	0	0	0	0	0	0	0	0	0	0	0	0	2
"UNCOMMITTED"	0	4	4	0	1	1	1	0	1	3	0	3	1	0	1	0	0	0	1	1	2	1	3	4	2	4	6	2	2	4	0	0	0	58
UNITED STATES SENATOR - DEM																																		
Rory HOULIHAN	0	2	2	0	4	4	1	1	2	1	2	3	3	1	4	0	0	0	2	1	3	4	2	6	0	1	1	0	0	0	0	0	0	48
Jeff KENDER	0	4	4	1	2	3	2	2	4	0	0	0	0	2	2	0	1	1	0	1	1	1	1	2	0	3	3	0	0	0	1	1	2	70
Ron LEACH	0	18	18	4	7	11	3	3	6	2	3	5	3	7	10	0	0	0	7	3	10	1	7	8	8	14	22	6	4	10	1	1	2	237
Tom RECKTENWALD	0	8	8	1	1	2	1	0	1	1	2	3	0	5	5	0	0	0	1	0	1	1	3	4	0	3	3	0	1	1	0	1	1	105
Grant T. SHORT	1	1	2	1	1	2	0	1	1	1	0	1	2	3	5	0	0	0	1	0	1	0	1	1	0	2	2	2	0	2	2	0	2	46
Sellus WILDER	1	4	5	2	4	6	2	0	2	1	1	2	5	5	10	0	1	1	2	2	4	3	2	5	7	1	8	1	2	3	1	4	5	99
Jim GRAY	2	74	76	16	23	39	1	9	10	10	16	26	17	44	61	0	2	2	6	5	11	10	20	30	12	31	43	3	6	9	2	9	11	668
STATE SENATOR - 5th Sen. District - DEM																																		
Ricky ALVEY	3	107	110	14	33	47	6	15	21	15	18	33	19	42	61	0	4	4	13	10	23	9	30	39	19	42	61	9	11	20	5	11	16	942
Leslie J. STITH	1	17	18	17	10	27	4	2	6	3	7	10	14	28	42	1	1	2	4	3	7	11	10	21	16	15	31	4	3	7	2	4	6	385

Precinct Report — Unofficial

PRESIDENTIAL PREFERENCE AND REGULAR PRIMARY — OFFICIAL BALLOT FOR GREEN COUNTY — May 17, 2016

05/17/2016 07:11 PM

Total Number of Voters : 1,673 of 0 = 0.00%

Precincts Reporting 11 of 11 = 100.00%

Party	Candidate	Absentee		Early		Election		Total	
Precinct AB (Ballots Cast: 53)									
UNITED STATES SENATOR, Vote For 1									
	Rand PAUL	0	0.00%	0	0.00%	22	70.97%	22	70.97%
	Stephen Howard SLAUGHTER	0	0.00%	0	0.00%	6	19.35%	6	19.35%
	James R. GOULD	0	0.00%	0	0.00%	3	9.68%	3	9.68%
	Cast Votes:	0	0.00%	0	0.00%	31	100.00%	31	100.00%
	Over Votes:	0	0.00%	0	0.00%	0	0.00%	0	0.00%
	Under Votes:	0	0.00%	0	0.00%	0	0.00%	0	0.00%
STATE REPRESENTATIVE 24th Representative District, Vote For 1									
	William Brandon REED	0	0.00%	0	0.00%	22	70.97%	22	70.97%
	Richard TREITZ	0	0.00%	0	0.00%	9	29.03%	9	29.03%
	Cast Votes:	0	0.00%	0	0.00%	31	100.00%	31	100.00%
	Over Votes:	0	0.00%	0	0.00%	0	0.00%	0	0.00%
	Under Votes:	0	0.00%	0	0.00%	0	0.00%	0	0.00%
PRESIDENT of the UNITED STATES, Vote For 1									
	Martin J. O'MALLEY	0	0.00%	0	0.00%	0	0.00%	0	0.00%
	Bernard "Bernie" SANDERS	0	0.00%	0	0.00%	10	45.45%	10	45.45%
	Hillary CLINTON	0	0.00%	0	0.00%	10	45.45%	10	45.45%
	Roque Rocky DE LA FUENTE	0	0.00%	0	0.00%	0	0.00%	0	0.00%
	"UNCOMMITTED"	0	0.00%	0	0.00%	2	9.09%	2	9.09%
	Cast Votes:	0	0.00%	0	0.00%	22	100.00%	22	100.00%
	Over Votes:	0	0.00%	0	0.00%	0	0.00%	0	0.00%
	Under Votes:	0	0.00%	0	0.00%	0	0.00%	0	0.00%
UNITED STATES SENATOR, Vote For 1									
	Rory HOULIHAN	0	0.00%	0	0.00%	3	15.79%	3	15.79%
	Jeff KENDER	0	0.00%	0	0.00%	1	5.26%	1	5.26%
	Ron LEACH	0	0.00%	0	0.00%	2	10.53%	2	10.53%
	Tom RECKTENWALD	0	0.00%	0	0.00%	1	5.26%	1	5.26%
	Grant T. SHORT	0	0.00%	0	0.00%	1	5.26%	1	5.26%
	Sellus WILDER	0	0.00%	0	0.00%	3	15.79%	3	15.79%
	Jim GRAY	0	0.00%	0	0.00%	8	42.11%	8	42.11%
	Cast Votes:	0	0.00%	0	0.00%	19	86.36%	19	86.36%
	Over Votes:	0	0.00%	0	0.00%	0	0.00%	0	0.00%
	Under Votes:	0	0.00%	0	0.00%	3	13.64%	3	13.64%

RECEIVED
MAY 23 2016
State Board of Elections

Precinct Report — Unofficial

PRESIDENTIAL PREFERENCE AND REGULAR PRIMARY — OFFICIAL BALLOT FOR GREEN COUNTY — May 17, 2016

05/17/2016 07:11 PM

Total Number of Voters : 1,673 of 0 = 0.00%

Precincts Reporting 11 of 11 = 100.00%

Party	Candidate	Absentee		Early		Election		Total	
Precinct A101 (Ballots Cast: 166)									
UNITED STATES SENATOR, Vote For 1									
	Rand PAUL	0	0.00%	0	0.00%	75	82.42%	75	82.42%
	Stephen Howard SLAUGHTER	0	0.00%	0	0.00%	11	12.09%	11	12.09%
	James R. GOULD	0	0.00%	0	0.00%	5	5.49%	5	5.49%
	Cast Votes:	0	0.00%	0	0.00%	91	97.85%	91	97.85%
	Over Votes:	0	0.00%	0	0.00%	0	0.00%	0	0.00%
	Under Votes:	0	0.00%	0	0.00%	2	2.15%	2	2.15%
STATE REPRESENTATIVE 24th Representative District, Vote For 1									
	William Brandon REED	0	0.00%	0	0.00%	53	57.61%	53	57.61%
	Richard TREITZ	0	0.00%	0	0.00%	39	42.39%	39	42.39%
	Cast Votes:	0	0.00%	0	0.00%	92	98.92%	92	98.92%
	Over Votes:	0	0.00%	0	0.00%	0	0.00%	0	0.00%
	Under Votes:	0	0.00%	0	0.00%	1	1.08%	1	1.08%
PRESIDENT of the UNITED STATES, Vote For 1									
	Martin J. O'MALLEY	0	0.00%	0	0.00%	1	1.41%	1	1.41%
	Bernard "Bernie" SANDERS	0	0.00%	0	0.00%	32	45.07%	32	45.07%
	Hillary CLINTON	0	0.00%	0	0.00%	36	50.70%	36	50.70%
	Roque Rocky DE LA FUENTE	0	0.00%	0	0.00%	0	0.00%	0	0.00%
	"UNCOMMITTED"	0	0.00%	0	0.00%	2	2.82%	2	2.82%
	Cast Votes:	0	0.00%	0	0.00%	71	97.26%	71	97.26%
	Over Votes:	0	0.00%	0	0.00%	0	0.00%	0	0.00%
	Under Votes:	0	0.00%	0	0.00%	2	2.74%	2	2.74%
UNITED STATES SENATOR, Vote For 1									
	Rory HOULIHAN	0	0.00%	0	0.00%	2	3.17%	2	3.17%
	Jeff KENDER	0	0.00%	0	0.00%	3	4.76%	3	4.76%
	Ron LEACH	0	0.00%	0	0.00%	14	22.22%	14	22.22%
	Tom RECKTENWALD	0	0.00%	0	0.00%	0	0.00%	0	0.00%
	Grant T. SHORT	0	0.00%	0	0.00%	2	3.17%	2	3.17%
	Sellus WILDER	0	0.00%	0	0.00%	3	4.76%	3	4.76%
	Jim GRAY	0	0.00%	0	0.00%	39	61.90%	39	61.90%
	Cast Votes:	0	0.00%	0	0.00%	63	86.30%	63	86.30%
	Over Votes:	0	0.00%	0	0.00%	0	0.00%	0	0.00%
	Under Votes:	0	0.00%	0	0.00%	10	13.70%	10	13.70%

Precinct Report — Unofficial

PRESIDENTIAL PREFERENCE AND REGULAR PRIMARY — OFFICIAL BALLOT FOR GREEN COUNTY — May 17, 2016

05/17/2016 07:11 PM

Total Number of Voters : 1,673 of 0 = 0.00%

Precincts Reporting 11 of 11 = 100.00%

Party	Candidate	Absentee		Early		Election		Total	
Precinct A102 (Ballots Cast: 126)									
UNITED STATES SENATOR, Vote For 1									
	Rand PAUL	0	0.00%	0	0.00%	62	82.67%	62	82.67%
	Stephen Howard SLAUGHTER	0	0.00%	0	0.00%	6	8.00%	6	8.00%
	James R. GOULD	0	0.00%	0	0.00%	7	9.33%	7	9.33%
	Cast Votes:	0	0.00%	0	0.00%	75	97.40%	75	97.40%
	Over Votes:	0	0.00%	0	0.00%	0	0.00%	0	0.00%
	Under Votes:	0	0.00%	0	0.00%	2	2.60%	2	2.60%
STATE REPRESENTATIVE 24th Representative District, Vote For 1									
	William Brandon REED	0	0.00%	0	0.00%	37	48.05%	37	48.05%
	Richard TREITZ	0	0.00%	0	0.00%	40	51.95%	40	51.95%
	Cast Votes:	0	0.00%	0	0.00%	77	100.00%	77	100.00%
	Over Votes:	0	0.00%	0	0.00%	0	0.00%	0	0.00%
	Under Votes:	0	0.00%	0	0.00%	0	0.00%	0	0.00%
PRESIDENT of the UNITED STATES, Vote For 1									
	Martin J. O'MALLEY	0	0.00%	0	0.00%	1	2.04%	1	2.04%
	Bernard "Bernie" SANDERS	0	0.00%	0	0.00%	20	40.82%	20	40.82%
	Hillary CLINTON	0	0.00%	0	0.00%	26	53.06%	26	53.06%
	Roque Rocky DE LA FUENTE	0	0.00%	0	0.00%	0	0.00%	0	0.00%
	"UNCOMMITTED"	0	0.00%	0	0.00%	2	4.08%	2	4.08%
	Cast Votes:	0	0.00%	0	0.00%	49	100.00%	49	100.00%
	Over Votes:	0	0.00%	0	0.00%	0	0.00%	0	0.00%
	Under Votes:	0	0.00%	0	0.00%	0	0.00%	0	0.00%
UNITED STATES SENATOR, Vote For 1									
	Rory HOULIHAN	0	0.00%	0	0.00%	1	2.22%	1	2.22%
	Jeff KENDER	0	0.00%	0	0.00%	2	4.44%	2	4.44%
	Ron LEACH	0	0.00%	0	0.00%	3	6.67%	3	6.67%
	Tom RECKTENWALD	0	0.00%	0	0.00%	0	0.00%	0	0.00%
	Grant T. SHORT	0	0.00%	0	0.00%	4	8.89%	4	8.89%
	Sellus WILDER	0	0.00%	0	0.00%	4	8.89%	4	8.89%
	Jim GRAY	0	0.00%	0	0.00%	31	68.89%	31	68.89%
	Cast Votes:	0	0.00%	0	0.00%	45	91.84%	45	91.84%
	Over Votes:	0	0.00%	0	0.00%	0	0.00%	0	0.00%
	Under Votes:	0	0.00%	0	0.00%	4	8.16%	4	8.16%

Precinct Report — Unofficial

PRESIDENTIAL PREFERENCE AND REGULAR PRIMARY — OFFICIAL BALLOT FOR GREEN COUNTY — May 17, 2016

05/17/2016 07:11 PM

Total Number of Voters : 1,673 of 0 = 0.00%

Precincts Reporting 11 of 11 = 100.00%

Party	Candidate	Absentee		Early		Election		Total	
Precinct A103 (Ballots Cast: 225)									
UNITED STATES SENATOR, Vote For 1									
	Rand PAUL	0	0.00%	0	0.00%	110	88.71%	110	88.71%
	Stephen Howard SLAUGHTER	0	0.00%	0	0.00%	8	6.45%	8	6.45%
	James R. GOULD	0	0.00%	0	0.00%	6	4.84%	6	4.84%
	Cast Votes:	0	0.00%	0	0.00%	124	99.20%	124	99.20%
	Over Votes:	0	0.00%	0	0.00%	0	0.00%	0	0.00%
	Under Votes:	0	0.00%	0	0.00%	1	0.80%	1	0.80%
STATE REPRESENTATIVE 24th Representative District, Vote For 1									
	William Brandon REED	0	0.00%	0	0.00%	70	56.91%	70	56.91%
	Richard TREITZ	0	0.00%	0	0.00%	53	43.09%	53	43.09%
	Cast Votes:	0	0.00%	0	0.00%	123	98.40%	123	98.40%
	Over Votes:	0	0.00%	0	0.00%	0	0.00%	0	0.00%
	Under Votes:	0	0.00%	0	0.00%	2	1.60%	2	1.60%
PRESIDENT of the UNITED STATES, Vote For 1									
	Martin J. O'MALLEY	0	0.00%	0	0.00%	3	3.00%	3	3.00%
	Bernard "Bernie" SANDERS	0	0.00%	0	0.00%	42	42.00%	42	42.00%
	Hillary CLINTON	0	0.00%	0	0.00%	51	51.00%	51	51.00%
	Roque Rocky DE LA FUENTE	0	0.00%	0	0.00%	0	0.00%	0	0.00%
	"UNCOMMITTED"	0	0.00%	0	0.00%	4	4.00%	4	4.00%
	Cast Votes:	0	0.00%	0	0.00%	100	100.00%	100	100.00%
	Over Votes:	0	0.00%	0	0.00%	0	0.00%	0	0.00%
	Under Votes:	0	0.00%	0	0.00%	0	0.00%	0	0.00%
UNITED STATES SENATOR, Vote For 1									
	Rory HOULIHAN	0	0.00%	0	0.00%	1	1.08%	1	1.08%
	Jeff KENDER	0	0.00%	0	0.00%	6	6.45%	6	6.45%
	Ron LEACH	0	0.00%	0	0.00%	14	15.05%	14	15.05%
	Tom RECKTENWALD	0	0.00%	0	0.00%	5	5.38%	5	5.38%
	Grant T. SHORT	0	0.00%	0	0.00%	3	3.23%	3	3.23%
	Sellus WILDER	0	0.00%	0	0.00%	6	6.45%	6	6.45%
	Jim GRAY	0	0.00%	0	0.00%	58	62.37%	58	62.37%
	Cast Votes:	0	0.00%	0	0.00%	93	93.00%	93	93.00%
	Over Votes:	0	0.00%	0	0.00%	0	0.00%	0	0.00%
	Under Votes:	0	0.00%	0	0.00%	7	7.00%	7	7.00%

Precinct Report — Unofficial

PRESIDENTIAL PREFERENCE AND REGULAR PRIMARY — OFFICIAL BALLOT FOR GREEN COUNTY — May 17, 2016

05/17/2016 07:11 PM

Total Number of Voters : 1,673 of 0 = 0.00%

Precincts Reporting 11 of 11 = 100.00%

Party	Candidate	Absentee		Early		Election		Total	
Precinct A104 (Ballots Cast: 147)									
UNITED STATES SENATOR, Vote For 1									
	Rand PAUL	0	0.00%	0	0.00%	71	85.54%	71	85.54%
	Stephen Howard SLAUGHTER	0	0.00%	0	0.00%	4	4.82%	4	4.82%
	James R. GOULD	0	0.00%	0	0.00%	8	9.64%	8	9.64%
	Cast Votes:	0	0.00%	0	0.00%	83	96.51%	83	96.51%
	Over Votes:	0	0.00%	0	0.00%	0	0.00%	0	0.00%
	Under Votes:	0	0.00%	0	0.00%	3	3.49%	3	3.49%
STATE REPRESENTATIVE 24th Representative District, Vote For 1									
	William Brandon REED	0	0.00%	0	0.00%	42	48.84%	42	48.84%
	Richard TREITZ	0	0.00%	0	0.00%	44	51.16%	44	51.16%
	Cast Votes:	0	0.00%	0	0.00%	86	100.00%	86	100.00%
	Over Votes:	0	0.00%	0	0.00%	0	0.00%	0	0.00%
	Under Votes:	0	0.00%	0	0.00%	0	0.00%	0	0.00%
PRESIDENT of the UNITED STATES, Vote For 1									
	Martin J. O'MALLEY	0	0.00%	0	0.00%	1	1.69%	1	1.69%
	Bernard "Bernie" SANDERS	0	0.00%	0	0.00%	27	45.76%	27	45.76%
	Hillary CLINTON	0	0.00%	0	0.00%	30	50.85%	30	50.85%
	Roque Rocky DE LA FUENTE	0	0.00%	0	0.00%	0	0.00%	0	0.00%
	"UNCOMMITTED"	0	0.00%	0	0.00%	1	1.69%	1	1.69%
	Cast Votes:	0	0.00%	0	0.00%	59	96.72%	59	96.72%
	Over Votes:	0	0.00%	0	0.00%	0	0.00%	0	0.00%
	Under Votes:	0	0.00%	0	0.00%	2	3.28%	2	3.28%
UNITED STATES SENATOR, Vote For 1									
	Rory HOULIHAN	0	0.00%	0	0.00%	2	3.85%	2	3.85%
	Jeff KENDER	0	0.00%	0	0.00%	5	9.62%	5	9.62%
	Ron LEACH	0	0.00%	0	0.00%	8	15.38%	8	15.38%
	Tom RECKTENWALD	0	0.00%	0	0.00%	0	0.00%	0	0.00%
	Grant T. SHORT	0	0.00%	0	0.00%	0	0.00%	0	0.00%
	Sellus WILDER	0	0.00%	0	0.00%	5	9.62%	5	9.62%
	Jim GRAY	0	0.00%	0	0.00%	32	61.54%	32	61.54%
	Cast Votes:	0	0.00%	0	0.00%	52	85.25%	52	85.25%
	Over Votes:	0	0.00%	0	0.00%	0	0.00%	0	0.00%
	Under Votes:	0	0.00%	0	0.00%	9	14.75%	9	14.75%

Precinct Report — Unofficial

PRESIDENTIAL PREFERENCE AND REGULAR PRIMARY — OFFICIAL BALLOT FOR GREEN COUNTY — May 17, 2016

05/17/2016 07:11 PM

Total Number of Voters : 1,673 of 0 = 0.00%

Precincts Reporting 11 of 11 = 100.00%

Party	Candidate	Absentee		Early		Election		Total	
Precinct B101 (Ballots Cast: 218)									
UNITED STATES SENATOR, Vote For 1									
	Rand PAUL	0	0.00%	0	0.00%	93	83.04%	93	83.04%
	Stephen Howard SLAUGHTER	0	0.00%	0	0.00%	9	8.04%	9	8.04%
	James R. GOULD	0	0.00%	0	0.00%	10	8.93%	10	8.93%
	Cast Votes:	0	0.00%	0	0.00%	112	94.92%	112	94.92%
	Over Votes:	0	0.00%	0	0.00%	0	0.00%	0	0.00%
	Under Votes:	0	0.00%	0	0.00%	6	5.08%	6	5.08%
STATE REPRESENTATIVE 24th Representative District, Vote For 1									
	William Brandon REED	0	0.00%	0	0.00%	61	51.69%	61	51.69%
	Richard TREITZ	0	0.00%	0	0.00%	57	48.31%	57	48.31%
	Cast Votes:	0	0.00%	0	0.00%	118	100.00%	118	100.00%
	Over Votes:	0	0.00%	0	0.00%	0	0.00%	0	0.00%
	Under Votes:	0	0.00%	0	0.00%	0	0.00%	0	0.00%
PRESIDENT of the UNITED STATES, Vote For 1									
	Martin J. O'MALLEY	0	0.00%	0	0.00%	2	2.00%	2	2.00%
	Bernard "Bernie" SANDERS	0	0.00%	0	0.00%	54	54.00%	54	54.00%
	Hillary CLINTON	0	0.00%	0	0.00%	33	33.00%	33	33.00%
	Roque Rocky DE LA FUENTE	0	0.00%	0	0.00%	1	1.00%	1	1.00%
	"UNCOMMITTED"	0	0.00%	0	0.00%	10	10.00%	10	10.00%
	Cast Votes:	0	0.00%	0	0.00%	100	100.00%	100	100.00%
	Over Votes:	0	0.00%	0	0.00%	0	0.00%	0	0.00%
	Under Votes:	0	0.00%	0	0.00%	0	0.00%	0	0.00%
UNITED STATES SENATOR, Vote For 1									
	Rory HOULIHAN	0	0.00%	0	0.00%	1	1.30%	1	1.30%
	Jeff KENDER	0	0.00%	0	0.00%	5	6.49%	5	6.49%
	Ron LEACH	0	0.00%	0	0.00%	15	19.48%	15	19.48%
	Tom RECKTENWALD	0	0.00%	0	0.00%	4	5.19%	4	5.19%
	Grant T. SHORT	0	0.00%	0	0.00%	2	2.60%	2	2.60%
	Sellus WILDER	0	0.00%	0	0.00%	5	6.49%	5	6.49%
	Jim GRAY	0	0.00%	0	0.00%	45	58.44%	45	58.44%
	Cast Votes:	0	0.00%	0	0.00%	77	77.00%	77	77.00%
	Over Votes:	0	0.00%	0	0.00%	0	0.00%	0	0.00%
	Under Votes:	0	0.00%	0	0.00%	23	23.00%	23	23.00%

Precinct Report — Unofficial

PRESIDENTIAL PREFERENCE AND REGULAR PRIMARY — OFFICIAL BALLOT FOR GREEN COUNTY — May 17, 2016

05/17/2016 07:11 PM

Total Number of Voters : 1,673 of 0 = 0.00%

Precincts Reporting 11 of 11 = 100.00%

Party	Candidate	Absentee		Early		Election		Total	
Precinct B102 (Ballots Cast: 171)									
UNITED STATES SENATOR, Vote For 1									
	Rand PAUL	0	0.00%	0	0.00%	85	83.33%	85	83.33%
	Stephen Howard SLAUGHTER	0	0.00%	0	0.00%	4	3.92%	4	3.92%
	James R. GOULD	0	0.00%	0	0.00%	13	12.75%	13	12.75%
	Cast Votes:	0	0.00%	0	0.00%	102	97.14%	102	97.14%
	Over Votes:	0	0.00%	0	0.00%	0	0.00%	0	0.00%
	Under Votes:	0	0.00%	0	0.00%	3	2.86%	3	2.86%
STATE REPRESENTATIVE 24th Representative District, Vote For 1									
	William Brandon REED	0	0.00%	0	0.00%	68	67.33%	68	67.33%
	Richard TREITZ	0	0.00%	0	0.00%	33	32.67%	33	32.67%
	Cast Votes:	0	0.00%	0	0.00%	101	96.19%	101	96.19%
	Over Votes:	0	0.00%	0	0.00%	0	0.00%	0	0.00%
	Under Votes:	0	0.00%	0	0.00%	4	3.81%	4	3.81%
PRESIDENT of the UNITED STATES, Vote For 1									
	Martin J. O'MALLEY	0	0.00%	0	0.00%	3	4.55%	3	4.55%
	Bernard "Bernie" SANDERS	0	0.00%	0	0.00%	35	53.03%	35	53.03%
	Hillary CLINTON	0	0.00%	0	0.00%	21	31.82%	21	31.82%
	Roque Rocky DE LA FUENTE	0	0.00%	0	0.00%	0	0.00%	0	0.00%
	"UNCOMMITTED"	0	0.00%	0	0.00%	7	10.61%	7	10.61%
	Cast Votes:	0	0.00%	0	0.00%	66	100.00%	66	100.00%
	Over Votes:	0	0.00%	0	0.00%	0	0.00%	0	0.00%
	Under Votes:	0	0.00%	0	0.00%	0	0.00%	0	0.00%
UNITED STATES SENATOR, Vote For 1									
	Rory HOULIHAN	0	0.00%	0	0.00%	1	2.00%	1	2.00%
	Jeff KENDER	0	0.00%	0	0.00%	4	8.00%	4	8.00%
	Ron LEACH	0	0.00%	0	0.00%	9	18.00%	9	18.00%
	Tom RECKTENWALD	0	0.00%	0	0.00%	2	4.00%	2	4.00%
	Grant T. SHORT	0	0.00%	0	0.00%	0	0.00%	0	0.00%
	Sellus WILDER	0	0.00%	0	0.00%	3	6.00%	3	6.00%
	Jim GRAY	0	0.00%	0	0.00%	31	62.00%	31	62.00%
	Cast Votes:	0	0.00%	0	0.00%	50	75.76%	50	75.76%
	Over Votes:	0	0.00%	0	0.00%	0	0.00%	0	0.00%
	Under Votes:	0	0.00%	0	0.00%	16	24.24%	16	24.24%

Precinct Report — Unofficial

PRESIDENTIAL PREFERENCE AND REGULAR PRIMARY — OFFICIAL BALLOT FOR GREEN COUNTY — May 17, 2016

05/17/2016 07:11 PM

Total Number of Voters : 1,673 of 0 = 0.00%

Precincts Reporting 11 of 11 = 100.00%

Party	Candidate	Absentee		Early		Election		Total	
Precinct C101 (Ballots Cast: 165)									
UNITED STATES SENATOR, Vote For 1									
	Rand PAUL	0	0.00%	0	0.00%	82	89.13%	82	89.13%
	Stephen Howard SLAUGHTER	0	0.00%	0	0.00%	3	3.26%	3	3.26%
	James R. GOULD	0	0.00%	0	0.00%	7	7.61%	7	7.61%
	Cast Votes:	0	0.00%	0	0.00%	92	97.87%	92	97.87%
	Over Votes:	0	0.00%	0	0.00%	0	0.00%	0	0.00%
	Under Votes:	0	0.00%	0	0.00%	2	2.13%	2	2.13%
STATE REPRESENTATIVE 24th Representative District, Vote For 1									
	William Brandon REED	0	0.00%	0	0.00%	49	52.69%	49	52.69%
	Richard TREITZ	0	0.00%	0	0.00%	44	47.31%	44	47.31%
	Cast Votes:	0	0.00%	0	0.00%	93	98.94%	93	98.94%
	Over Votes:	0	0.00%	0	0.00%	0	0.00%	0	0.00%
	Under Votes:	0	0.00%	0	0.00%	1	1.06%	1	1.06%
PRESIDENT of the UNITED STATES, Vote For 1									
	Martin J. O'MALLEY	0	0.00%	0	0.00%	1	1.43%	1	1.43%
	Bernard "Bernie" SANDERS	0	0.00%	0	0.00%	42	60.00%	42	60.00%
	Hillary CLINTON	0	0.00%	0	0.00%	21	30.00%	21	30.00%
	Roque Rocky DE LA FUENTE	0	0.00%	0	0.00%	0	0.00%	0	0.00%
	"UNCOMMITTED"	0	0.00%	0	0.00%	6	8.57%	6	8.57%
	Cast Votes:	0	0.00%	0	0.00%	70	98.59%	70	98.59%
	Over Votes:	0	0.00%	0	0.00%	0	0.00%	0	0.00%
	Under Votes:	0	0.00%	0	0.00%	1	1.41%	1	1.41%
UNITED STATES SENATOR, Vote For 1									
	Rory HOULIHAN	0	0.00%	0	0.00%	3	5.00%	3	5.00%
	Jeff KENDER	0	0.00%	0	0.00%	9	15.00%	9	15.00%
	Ron LEACH	0	0.00%	0	0.00%	9	15.00%	9	15.00%
	Tom RECKTENWALD	0	0.00%	0	0.00%	2	3.33%	2	3.33%
	Grant T. SHORT	0	0.00%	0	0.00%	2	3.33%	2	3.33%
	Sellus WILDER	0	0.00%	0	0.00%	5	8.33%	5	8.33%
	Jim GRAY	0	0.00%	0	0.00%	30	50.00%	30	50.00%
	Cast Votes:	0	0.00%	0	0.00%	60	84.51%	60	84.51%
	Over Votes:	0	0.00%	0	0.00%	0	0.00%	0	0.00%
	Under Votes:	0	0.00%	0	0.00%	11	15.49%	11	15.49%

Precinct Report — Unofficial

PRESIDENTIAL PREFERENCE AND REGULAR PRIMARY — OFFICIAL BALLOT FOR GREEN COUNTY — May 17, 2016

05/17/2016 07:11 PM

Total Number of Voters : 1,673 of 0 = 0.00%

Precincts Reporting 11 of 11 = 100.00%

Party	Candidate	Absentee		Early		Election		Total	
Precinct C102 (Ballots Cast: 122)									
UNITED STATES SENATOR, Vote For 1									
	Rand PAUL	0	0.00%	0	0.00%	48	85.71%	48	85.71%
	Stephen Howard SLAUGHTER	0	0.00%	0	0.00%	4	7.14%	4	7.14%
	James R. GOULD	0	0.00%	0	0.00%	4	7.14%	4	7.14%
	Cast Votes:	0	0.00%	0	0.00%	56	98.25%	56	98.25%
	Over Votes:	0	0.00%	0	0.00%	0	0.00%	0	0.00%
	Under Votes:	0	0.00%	0	0.00%	1	1.75%	1	1.75%
STATE REPRESENTATIVE 24th Representative District, Vote For 1									
	William Brandon REED	0	0.00%	0	0.00%	33	58.93%	33	58.93%
	Richard TREITZ	0	0.00%	0	0.00%	23	41.07%	23	41.07%
	Cast Votes:	0	0.00%	0	0.00%	56	98.25%	56	98.25%
	Over Votes:	0	0.00%	0	0.00%	0	0.00%	0	0.00%
	Under Votes:	0	0.00%	0	0.00%	1	1.75%	1	1.75%
PRESIDENT of the UNITED STATES, Vote For 1									
	Martin J. O'MALLEY	0	0.00%	0	0.00%	1	1.56%	1	1.56%
	Bernard "Bernie" SANDERS	0	0.00%	0	0.00%	38	59.38%	38	59.38%
	Hillary CLINTON	0	0.00%	0	0.00%	23	35.94%	23	35.94%
	Roque Rocky DE LA FUENTE	0	0.00%	0	0.00%	1	1.56%	1	1.56%
	"UNCOMMITTED"	0	0.00%	0	0.00%	1	1.56%	1	1.56%
	Cast Votes:	0	0.00%	0	0.00%	64	98.46%	64	98.46%
	Over Votes:	0	0.00%	0	0.00%	0	0.00%	0	0.00%
	Under Votes:	0	0.00%	0	0.00%	1	1.54%	1	1.54%
UNITED STATES SENATOR, Vote For 1									
	Rory HOULIHAN	0	0.00%	0	0.00%	1	1.79%	1	1.79%
	Jeff KENDER	0	0.00%	0	0.00%	4	7.14%	4	7.14%
	Ron LEACH	0	0.00%	0	0.00%	11	19.64%	11	19.64%
	Tom RECKTENWALD	0	0.00%	0	0.00%	2	3.57%	2	3.57%
	Grant T. SHORT	0	0.00%	0	0.00%	1	1.79%	1	1.79%
	Sellus WILDER	0	0.00%	0	0.00%	5	8.93%	5	8.93%
	Jim GRAY	0	0.00%	0	0.00%	32	57.14%	32	57.14%
	Cast Votes:	0	0.00%	0	0.00%	56	86.15%	56	86.15%
	Over Votes:	0	0.00%	0	0.00%	1	1.54%	1	1.54%
	Under Votes:	0	0.00%	0	0.00%	8	12.31%	8	12.31%

Precinct Report — Unofficial

PRESIDENTIAL PREFERENCE AND REGULAR PRIMARY — OFFICIAL BALLOT FOR GREEN COUNTY — May 17, 2016

05/17/2016 07:11 PM

Total Number of Voters : 1,673 of 0 = 0.00%

Precincts Reporting 11 of 11 = 100.00%

Party	Candidate	Absentee		Early		Election		Total	
Precinct D101 (Ballots Cast: 120)									
UNITED STATES SENATOR, Vote For 1									
	Rand PAUL	0	0.00%	0	0.00%	70	86.42%	70	86.42%
	Stephen Howard SLAUGHTER	0	0.00%	0	0.00%	5	6.17%	5	6.17%
	James R. GOULD	0	0.00%	0	0.00%	6	7.41%	6	7.41%
	Cast Votes:	0	0.00%	0	0.00%	81	97.59%	81	97.59%
	Over Votes:	0	0.00%	0	0.00%	0	0.00%	0	0.00%
	Under Votes:	0	0.00%	0	0.00%	2	2.41%	2	2.41%
STATE REPRESENTATIVE 24th Representative District, Vote For 1									
	William Brandon REED	0	0.00%	0	0.00%	48	58.54%	48	58.54%
	Richard TREITZ	0	0.00%	0	0.00%	34	41.46%	34	41.46%
	Cast Votes:	0	0.00%	0	0.00%	82	98.80%	82	98.80%
	Over Votes:	0	0.00%	0	0.00%	0	0.00%	0	0.00%
	Under Votes:	0	0.00%	0	0.00%	1	1.20%	1	1.20%
PRESIDENT of the UNITED STATES, Vote For 1									
	Martin J. O'MALLEY	0	0.00%	0	0.00%	0	0.00%	0	0.00%
	Bernard "Bernie" SANDERS	0	0.00%	0	0.00%	22	61.11%	22	61.11%
	Hillary CLINTON	0	0.00%	0	0.00%	11	30.56%	11	30.56%
	Roque Rocky DE LA FUENTE	0	0.00%	0	0.00%	0	0.00%	0	0.00%
	"UNCOMMITTED"	0	0.00%	0	0.00%	3	8.33%	3	8.33%
	Cast Votes:	0	0.00%	0	0.00%	36	97.30%	36	97.30%
	Over Votes:	0	0.00%	0	0.00%	0	0.00%	0	0.00%
	Under Votes:	0	0.00%	0	0.00%	1	2.70%	1	2.70%
UNITED STATES SENATOR, Vote For 1									
	Rory HOULIHAN	0	0.00%	0	0.00%	0	0.00%	0	0.00%
	Jeff KENDER	0	0.00%	0	0.00%	2	5.56%	2	5.56%
	Ron LEACH	0	0.00%	0	0.00%	6	16.67%	6	16.67%
	Tom RECKTENWALD	0	0.00%	0	0.00%	0	0.00%	0	0.00%
	Grant T. SHORT	0	0.00%	0	0.00%	3	8.33%	3	8.33%
	Sellus WILDER	0	0.00%	0	0.00%	3	8.33%	3	8.33%
	Jim GRAY	0	0.00%	0	0.00%	22	61.11%	22	61.11%
	Cast Votes:	0	0.00%	0	0.00%	36	97.30%	36	97.30%
	Over Votes:	0	0.00%	0	0.00%	0	0.00%	0	0.00%
	Under Votes:	0	0.00%	0	0.00%	1	2.70%	1	2.70%

Precinct Report — Unofficial

PRESIDENTIAL PREFERENCE AND REGULAR PRIMARY — OFFICIAL BALLOT FOR GREEN COUNTY — May 17, 2016

05/17/2016 07:11 PM

Total Number of Voters : 1,673 of 0 = 0.00%

Precincts Reporting 11 of 11 = 100.00%

Party	Candidate	Absentee		Early		Election		Total	
Precinct D102 (Ballots Cast: 160)									
UNITED STATES SENATOR, Vote For 1									
	Rand PAUL	0	0.00%	0	0.00%	82	90.11%	82	90.11%
	Stephen Howard SLAUGHTER	0	0.00%	0	0.00%	6	6.59%	6	6.59%
	James R. GOULD	0	0.00%	0	0.00%	3	3.30%	3	3.30%
	Cast Votes:	0	0.00%	0	0.00%	91	96.81%	91	96.81%
	Over Votes:	0	0.00%	0	0.00%	0	0.00%	0	0.00%
	Under Votes:	0	0.00%	0	0.00%	3	3.19%	3	3.19%
STATE REPRESENTATIVE 24th Representative District, Vote For 1									
	William Brandon REED	0	0.00%	0	0.00%	60	63.83%	60	63.83%
	Richard TREITZ	0	0.00%	0	0.00%	34	36.17%	34	36.17%
	Cast Votes:	0	0.00%	0	0.00%	94	100.00%	94	100.00%
	Over Votes:	0	0.00%	0	0.00%	0	0.00%	0	0.00%
	Under Votes:	0	0.00%	0	0.00%	0	0.00%	0	0.00%
PRESIDENT of the UNITED STATES, Vote For 1									
	Martin J. O'MALLEY	0	0.00%	0	0.00%	1	1.52%	1	1.52%
	Bernard "Bernie" SANDERS	0	0.00%	0	0.00%	38	57.58%	38	57.58%
	Hillary CLINTON	0	0.00%	0	0.00%	22	33.33%	22	33.33%
	Roque Rocky DE LA FUENTE	0	0.00%	0	0.00%	1	1.52%	1	1.52%
	"UNCOMMITTED"	0	0.00%	0	0.00%	4	6.06%	4	6.06%
	Cast Votes:	0	0.00%	0	0.00%	66	100.00%	66	100.00%
	Over Votes:	0	0.00%	0	0.00%	0	0.00%	0	0.00%
	Under Votes:	0	0.00%	0	0.00%	0	0.00%	0	0.00%
UNITED STATES SENATOR, Vote For 1									
	Rory HOULIHAN	0	0.00%	0	0.00%	0	0.00%	0	0.00%
	Jeff KENDER	0	0.00%	0	0.00%	4	7.02%	4	7.02%
	Ron LEACH	0	0.00%	0	0.00%	11	19.30%	11	19.30%
	Tom RECKTENWALD	0	0.00%	0	0.00%	1	1.75%	1	1.75%
	Grant T. SHORT	0	0.00%	0	0.00%	1	1.75%	1	1.75%
	Sellus WILDER	0	0.00%	0	0.00%	5	8.77%	5	8.77%
	Jim GRAY	0	0.00%	0	0.00%	35	61.40%	35	61.40%
	Cast Votes:	0	0.00%	0	0.00%	57	86.36%	57	86.36%
	Over Votes:	0	0.00%	0	0.00%	0	0.00%	0	0.00%
	Under Votes:	0	0.00%	0	0.00%	9	13.64%	9	13.64%

Precinct Report — Unofficial

PRESIDENTIAL PREFERENCE AND REGULAR PRIMARY — OFFICIAL BALLOT FOR GREENUP COUNTY — May 17, 2016

05/17/2016 07:26 PM

Total Number of Voters : 4,749 of 0 = 0.00%

Precincts Reporting 30 of 30 = 100.00%

Party	Candidate	Absentee		Early		Election		Total	
Precinct A101 (Ballots Cast: 133) Raceland #1									
UNITED STATES SENATOR, Vote For 1									
	James R. GOULD	0	0.00%	0	0.00%	3	10.71%	3	10.71%
	Rand PAUL	0	0.00%	0	0.00%	20	71.43%	20	71.43%
	Stephen Howard SLAUGHTER	0	0.00%	0	0.00%	5	17.86%	5	17.86%
	Cast Votes:	0	0.00%	0	0.00%	28	100.00%	28	100.00%
	Over Votes:	0	0.00%	0	0.00%	0	0.00%	0	0.00%
	Under Votes:	0	0.00%	0	0.00%	0	0.00%	0	0.00%
STATE REPRESENTATIVE 98th Representative District, Vote For 1									
	Danny R. BENTLEY	0	0.00%	0	0.00%	12	46.15%	12	46.15%
	[redacted]	[redacted]		[redacted]		[redacted]		[redacted]	
	Cast Votes:	0	0.00%	0	0.00%	26	92.86%	26	92.86%
	Over Votes:	0	0.00%	0	0.00%	0	0.00%	0	0.00%
	Under Votes:	0	0.00%	0	0.00%	2	7.14%	2	7.14%
PRESIDENT of the UNITED STATES, Vote For 1									
	Martin J. O'MALLEY	0	0.00%	0	0.00%	3	2.91%	3	2.91%
	Bernard "Bernie" SANDERS	0	0.00%	0	0.00%	53	51.46%	53	51.46%
	Hillary CLINTON	0	0.00%	0	0.00%	43	41.75%	43	41.75%
	Roque Rocky DE LA FUENTE	0	0.00%	0	0.00%	0	0.00%	0	0.00%
	"UNCOMMITTED"	0	0.00%	0	0.00%	4	3.88%	4	3.88%
	Cast Votes:	0	0.00%	0	0.00%	103	98.10%	103	98.10%
	Over Votes:	0	0.00%	0	0.00%	0	0.00%	0	0.00%
	Under Votes:	0	0.00%	0	0.00%	2	1.90%	2	1.90%
UNITED STATES SENATOR, Vote For 1									
	Ron LEACH	0	0.00%	0	0.00%	9	9.57%	9	9.57%
	Tom RECKTENWALD	0	0.00%	0	0.00%	2	2.13%	2	2.13%
	Grant T. SHORT	0	0.00%	0	0.00%	13	13.83%	13	13.83%
	Sellus WILDER	0	0.00%	0	0.00%	17	18.09%	17	18.09%
	Jim GRAY	0	0.00%	0	0.00%	43	45.74%	43	45.74%
	Rory HOULIHAN	0	0.00%	0	0.00%	3	3.19%	3	3.19%
	Jeff KENDER	0	0.00%	0	0.00%	7	7.45%	7	7.45%
	Cast Votes:	0	0.00%	0	0.00%	94	89.52%	94	89.52%
	Over Votes:	0	0.00%	0	0.00%	0	0.00%	0	0.00%
	Under Votes:	0	0.00%	0	0.00%	11	10.48%	11	10.48%
STATE REPRESENTATIVE 98th Representative District, Vote For 1									
	Lew NICHOLLS	0	0.00%	0	0.00%	93	90.29%	93	90.29%
	[redacted]	[redacted]		[redacted]		[redacted]		[redacted]	
	Cast Votes:	0	0.00%	0	0.00%	103	98.10%	103	98.10%
	Over Votes:	0	0.00%	0	0.00%	0	0.00%	0	0.00%
	Under Votes:	0	0.00%	0	0.00%	2	1.90%	2	1.90%

Precinct Report — Unofficial

PRESIDENTIAL PREFERENCE AND REGULAR PRIMARY — OFFICIAL BALLOT FOR GREENUP COUNTY — May 17, 2016

05/17/2016 07:26 PM

Precincts Reporting 30 of 30 = 100.00%

Total Number of Voters : 4,749 of 0 = 0.00%

Party	Candidate	Absentee		Early		Election		Total	
Precinct A102 (Ballots Cast: 213) Raceland #2									
UNITED STATES SENATOR, Vote For 1									
	James R. GOULD	0	0.00%	0	0.00%	6	11.11%	6	11.11%
	Rand PAUL	0	0.00%	0	0.00%	48	88.89%	48	88.89%
	Stephen Howard SLAUGHTER	0	0.00%	0	0.00%	0	0.00%	0	0.00%
	Cast Votes:	0	0.00%	0	0.00%	54	100.00%	54	100.00%
	Over Votes:	0	0.00%	0	0.00%	0	0.00%	0	0.00%
	Under Votes:	0	0.00%	0	0.00%	0	0.00%	0	0.00%
STATE REPRESENTATIVE 98th Representative District, Vote For 1									
	Danny R. BENTLEY	0	0.00%	0	0.00%	24	48.98%	24	48.98%
[redacted]		[redacted]		[redacted]		[redacted]		[redacted]	
	Cast Votes:	0	0.00%	0	0.00%	49	90.74%	49	90.74%
	Over Votes:	0	0.00%	0	0.00%	0	0.00%	0	0.00%
	Under Votes:	0	0.00%	0	0.00%	5	9.26%	5	9.26%
PRESIDENT of the UNITED STATES, Vote For 1									
	Martin J. O'MALLEY	0	0.00%	0	0.00%	2	1.26%	2	1.26%
	Bernard "Bernie" SANDERS	0	0.00%	0	0.00%	76	47.80%	76	47.80%
	Hillary CLINTON	0	0.00%	0	0.00%	68	42.77%	68	42.77%
	Roque Rocky DE LA FUENTE	0	0.00%	0	0.00%	1	0.63%	1	0.63%
	"UNCOMMITTED"	0	0.00%	0	0.00%	12	7.55%	12	7.55%
	Cast Votes:	0	0.00%	0	0.00%	159	100.00%	159	100.00%
	Over Votes:	0	0.00%	0	0.00%	0	0.00%	0	0.00%
	Under Votes:	0	0.00%	0	0.00%	0	0.00%	0	0.00%
UNITED STATES SENATOR, Vote For 1									
	Ron LEACH	0	0.00%	0	0.00%	19	13.38%	19	13.38%
	Tom RECKTENWALD	0	0.00%	0	0.00%	9	6.34%	9	6.34%
	Grant T. SHORT	0	0.00%	0	0.00%	15	10.56%	15	10.56%
	Sellus WILDER	0	0.00%	0	0.00%	26	18.31%	26	18.31%
	Jim GRAY	0	0.00%	0	0.00%	52	36.62%	52	36.62%
	Rory HOULIHAN	0	0.00%	0	0.00%	5	3.52%	5	3.52%
	Jeff KENDER	0	0.00%	0	0.00%	16	11.27%	16	11.27%
	Cast Votes:	0	0.00%	0	0.00%	142	89.31%	142	89.31%
	Over Votes:	0	0.00%	0	0.00%	0	0.00%	0	0.00%
	Under Votes:	0	0.00%	0	0.00%	17	10.69%	17	10.69%
STATE REPRESENTATIVE 98th Representative District, Vote For 1									
	Lew NICHOLLS	0	0.00%	0	0.00%	135	87.10%	135	87.10%
[redacted]		[redacted]		[redacted]		[redacted]		[redacted]	
	Cast Votes:	0	0.00%	0	0.00%	155	97.48%	155	97.48%
	Over Votes:	0	0.00%	0	0.00%	0	0.00%	0	0.00%
	Under Votes:	0	0.00%	0	0.00%	4	2.52%	4	2.52%

Precinct Report — Unofficial

PRESIDENTIAL PREFERENCE AND REGULAR PRIMARY — OFFICIAL BALLOT FOR GREENUP COUNTY — May 17, 2016

05/17/2016 07:26 PM

Precincts Reporting 30 of 30 = 100.00%

Total Number of Voters : 4,749 of 0 = 0.00%

Party	Candidate	Absentee		Early		Election		Total	
Precinct A103 (Ballots Cast: 242) Worthington									
UNITED STATES SENATOR, Vote For 1									
	James R. GOULD	0	0.00%	0	0.00%	10	25.64%	10	25.64%
	Rand PAUL	0	0.00%	0	0.00%	29	74.36%	29	74.36%
	Stephen Howard SLAUGHTER	0	0.00%	0	0.00%	0	0.00%	0	0.00%
	Cast Votes:	0	0.00%	0	0.00%	39	97.50%	39	97.50%
	Over Votes:	0	0.00%	0	0.00%	0	0.00%	0	0.00%
	Under Votes:	0	0.00%	0	0.00%	1	2.50%	1	2.50%
STATE REPRESENTATIVE 98th Representative District, Vote For 1									
	Danny R. BENTLEY	0	0.00%	0	0.00%	10	26.32%	10	26.32%
[redacted]		[redacted]		[redacted]		[redacted]		[redacted]	
	Cast Votes:	0	0.00%	0	0.00%	38	95.00%	38	95.00%
	Over Votes:	0	0.00%	0	0.00%	0	0.00%	0	0.00%
	Under Votes:	0	0.00%	0	0.00%	2	5.00%	2	5.00%
PRESIDENT of the UNITED STATES, Vote For 1									
	Martin J. O'MALLEY	0	0.00%	0	0.00%	2	1.00%	2	1.00%
	Bernard "Bernie" SANDERS	0	0.00%	0	0.00%	102	51.00%	102	51.00%
	Hillary CLINTON	0	0.00%	0	0.00%	87	43.50%	87	43.50%
	Roque Rocky DE LA FUENTE	0	0.00%	0	0.00%	1	0.50%	1	0.50%
	"UNCOMMITTED"	0	0.00%	0	0.00%	8	4.00%	8	4.00%
	Cast Votes:	0	0.00%	0	0.00%	200	99.01%	200	99.01%
	Over Votes:	0	0.00%	0	0.00%	0	0.00%	0	0.00%
	Under Votes:	0	0.00%	0	0.00%	2	0.99%	2	0.99%
UNITED STATES SENATOR, Vote For 1									
	Ron LEACH	0	0.00%	0	0.00%	32	17.78%	32	17.78%
	Tom RECKTENWALD	0	0.00%	0	0.00%	8	4.44%	8	4.44%
	Grant T. SHORT	0	0.00%	0	0.00%	17	9.44%	17	9.44%
	Sellus WILDER	0	0.00%	0	0.00%	35	19.44%	35	19.44%
	Jim GRAY	0	0.00%	0	0.00%	68	37.78%	68	37.78%
	Rory HOULIHAN	0	0.00%	0	0.00%	6	3.33%	6	3.33%
	Jeff KENDER	0	0.00%	0	0.00%	14	7.78%	14	7.78%
	Cast Votes:	0	0.00%	0	0.00%	180	89.11%	180	89.11%
	Over Votes:	0	0.00%	0	0.00%	0	0.00%	0	0.00%
	Under Votes:	0	0.00%	0	0.00%	22	10.89%	22	10.89%
STATE REPRESENTATIVE 98th Representative District, Vote For 1									
	Lew NICHOLLS	0	0.00%	0	0.00%	175	89.74%	175	89.74%
[redacted]		[redacted]		[redacted]		[redacted]		[redacted]	
	Cast Votes:	0	0.00%	0	0.00%	195	96.53%	195	96.53%
	Over Votes:	0	0.00%	0	0.00%	0	0.00%	0	0.00%
	Under Votes:	0	0.00%	0	0.00%	7	3.47%	7	3.47%

Precinct Report — Unofficial

PRESIDENTIAL PREFERENCE AND REGULAR PRIMARY — OFFICIAL BALLOT FOR GREENUP COUNTY — May 17, 2016

05/17/2016 07:26 PM

Precincts Reporting 30 of 30 = 100.00%

Total Number of Voters : 4,749 of 0 = 0.00%

Party	Candidate	Absentee		Early		Election		Total	
Precinct A104 (Ballots Cast: 119) Wurtland #1									
UNITED STATES SENATOR, Vote For 1									
	James R. GOULD	0	0.00%	0	0.00%	3	14.29%	3	14.29%
	Rand PAUL	0	0.00%	0	0.00%	17	80.95%	17	80.95%
	Stephen Howard SLAUGHTER	0	0.00%	0	0.00%	1	4.76%	1	4.76%
	Cast Votes:	0	0.00%	0	0.00%	21	95.45%	21	95.45%
	Over Votes:	0	0.00%	0	0.00%	0	0.00%	0	0.00%
	Under Votes:	0	0.00%	0	0.00%	1	4.55%	1	4.55%
STATE REPRESENTATIVE 98th Representative District, Vote For 1									
	Danny R. BENTLEY	0	0.00%	0	0.00%	6	30.00%	6	30.00%
	[redacted]	[redacted]		[redacted]		[redacted]		[redacted]	
	Cast Votes:	0	0.00%	0	0.00%	20	90.91%	20	90.91%
	Over Votes:	0	0.00%	0	0.00%	0	0.00%	0	0.00%
	Under Votes:	0	0.00%	0	0.00%	2	9.09%	2	9.09%
PRESIDENT of the UNITED STATES, Vote For 1									
	Martin J. O'MALLEY	0	0.00%	0	0.00%	1	1.03%	1	1.03%
	Bernard "Bernie" SANDERS	0	0.00%	0	0.00%	50	51.55%	50	51.55%
	Hillary CLINTON	0	0.00%	0	0.00%	37	38.14%	37	38.14%
	Roque Rocky DE LA FUENTE	0	0.00%	0	0.00%	0	0.00%	0	0.00%
	"UNCOMMITTED"	0	0.00%	0	0.00%	9	9.28%	9	9.28%
	Cast Votes:	0	0.00%	0	0.00%	97	100.00%	97	100.00%
	Over Votes:	0	0.00%	0	0.00%	0	0.00%	0	0.00%
	Under Votes:	0	0.00%	0	0.00%	0	0.00%	0	0.00%
UNITED STATES SENATOR, Vote For 1									
	Ron LEACH	0	0.00%	0	0.00%	19	22.89%	19	22.89%
	Tom RECKTENWALD	0	0.00%	0	0.00%	6	7.23%	6	7.23%
	Grant T. SHORT	0	0.00%	0	0.00%	6	7.23%	6	7.23%
	Sellus WILDER	0	0.00%	0	0.00%	10	12.05%	10	12.05%
	Jim GRAY	0	0.00%	0	0.00%	37	44.58%	37	44.58%
	Rory HOULIHAN	0	0.00%	0	0.00%	3	3.61%	3	3.61%
	Jeff KENDER	0	0.00%	0	0.00%	2	2.41%	2	2.41%
	Cast Votes:	0	0.00%	0	0.00%	83	85.57%	83	85.57%
	Over Votes:	0	0.00%	0	0.00%	0	0.00%	0	0.00%
	Under Votes:	0	0.00%	0	0.00%	14	14.43%	14	14.43%
STATE REPRESENTATIVE 98th Representative District, Vote For 1									
	Lew NICHOLLS	0	0.00%	0	0.00%	82	90.11%	82	90.11%
	[redacted]	[redacted]		[redacted]		[redacted]		[redacted]	
	Cast Votes:	0	0.00%	0	0.00%	91	93.81%	91	93.81%
	Over Votes:	0	0.00%	0	0.00%	0	0.00%	0	0.00%
	Under Votes:	0	0.00%	0	0.00%	6	6.19%	6	6.19%

Precinct Report — Unofficial

PRESIDENTIAL PREFERENCE AND REGULAR PRIMARY — OFFICIAL BALLOT FOR GREENUP COUNTY — May 17, 2016

05/17/2016 07:26 PM

Precincts Reporting 30 of 30 = 100.00%

Total Number of Voters : 4,749 of 0 = 0.00%

Precinct A105 (Ballots Cast: 104) Wurtland #2

Party	Candidate	Absentee		Early		Election		Total	
UNITED STATES SENATOR, Vote For 1									
	James R. GOULD	0	0.00%	0	0.00%	6	25.00%	6	25.00%
	Rand PAUL	0	0.00%	0	0.00%	14	58.33%	14	58.33%
	Stephen Howard SLAUGHTER	0	0.00%	0	0.00%	4	16.67%	4	16.67%
	Cast Votes:	0	0.00%	0	0.00%	24	96.00%	24	96.00%
	Over Votes:	0	0.00%	0	0.00%	0	0.00%	0	0.00%
	Under Votes:	0	0.00%	0	0.00%	1	4.00%	1	4.00%
STATE REPRESENTATIVE 98th Representative District, Vote For 1									
	Danny R. BENTLEY	0	0.00%	0	0.00%	8	34.78%	8	34.78%
	[redacted]	[redacted]		[redacted]		[redacted]		[redacted]	
	Cast Votes:	0	0.00%	0	0.00%	23	92.00%	23	92.00%
	Over Votes:	0	0.00%	0	0.00%	0	0.00%	0	0.00%
	Under Votes:	0	0.00%	0	0.00%	2	8.00%	2	8.00%
PRESIDENT of the UNITED STATES, Vote For 1									
	Martin J. O'MALLEY	0	0.00%	0	0.00%	0	0.00%	0	0.00%
	Bernard "Bernie" SANDERS	0	0.00%	0	0.00%	39	49.37%	39	49.37%
	Hillary CLINTON	0	0.00%	0	0.00%	40	50.63%	40	50.63%
	Roque Rocky DE LA FUENTE	0	0.00%	0	0.00%	0	0.00%	0	0.00%
	"UNCOMMITTED"	0	0.00%	0	0.00%	0	0.00%	0	0.00%
	Cast Votes:	0	0.00%	0	0.00%	79	100.00%	79	100.00%
	Over Votes:	0	0.00%	0	0.00%	0	0.00%	0	0.00%
	Under Votes:	0	0.00%	0	0.00%	0	0.00%	0	0.00%
UNITED STATES SENATOR, Vote For 1									
	Ron LEACH	0	0.00%	0	0.00%	8	12.90%	8	12.90%
	Tom RECKTENWALD	0	0.00%	0	0.00%	0	0.00%	0	0.00%
	Grant T. SHORT	0	0.00%	0	0.00%	7	11.29%	7	11.29%
	Sellus WILDER	0	0.00%	0	0.00%	13	20.97%	13	20.97%
	Jim GRAY	0	0.00%	0	0.00%	29	46.77%	29	46.77%
	Rory HOULIHAN	0	0.00%	0	0.00%	2	3.23%	2	3.23%
	Jeff KENDER	0	0.00%	0	0.00%	3	4.84%	3	4.84%
	Cast Votes:	0	0.00%	0	0.00%	62	78.48%	62	78.48%
	Over Votes:	0	0.00%	0	0.00%	0	0.00%	0	0.00%
	Under Votes:	0	0.00%	0	0.00%	17	21.52%	17	21.52%
STATE REPRESENTATIVE 98th Representative District, Vote For 1									
	Lew NICHOLLS	0	0.00%	0	0.00%	65	90.28%	65	90.28%
	[redacted]	[redacted]		[redacted]		[redacted]		[redacted]	
	Cast Votes:	0	0.00%	0	0.00%	72	91.14%	72	91.14%
	Over Votes:	0	0.00%	0	0.00%	0	0.00%	0	0.00%
	Under Votes:	0	0.00%	0	0.00%	7	8.86%	7	8.86%

Precinct Report — Unofficial

PRESIDENTIAL PREFERENCE AND REGULAR PRIMARY — OFFICIAL BALLOT FOR GREENUP COUNTY — May 17, 2016

05/17/2016 07:26 PM

Precincts Reporting 30 of 30 = 100.00%

Total Number of Voters : 4,749 of 0 = 0.00%

Party	Candidate	Absentee		Early		Election		Total	
Precinct A106 (Ballots Cast: 141) Greenup #2									
UNITED STATES SENATOR, Vote For 1									
	James R. GOULD	0	0.00%	0	0.00%	2	8.00%	2	8.00%
	Rand PAUL	0	0.00%	0	0.00%	23	92.00%	23	92.00%
	Stephen Howard SLAUGHTER	0	0.00%	0	0.00%	0	0.00%	0	0.00%
	Cast Votes:	0	0.00%	0	0.00%	25	100.00%	25	100.00%
	Over Votes:	0	0.00%	0	0.00%	0	0.00%	0	0.00%
	Under Votes:	0	0.00%	0	0.00%	0	0.00%	0	0.00%
STATE REPRESENTATIVE 98th Representative District, Vote For 1									
	Danny R. BENTLEY	0	0.00%	0	0.00%	10	43.48%	10	43.48%
	[redacted]	0	[redacted]	[redacted]		[redacted]		[redacted]	
	Cast Votes:	0	0.00%	0	0.00%	23	92.00%	23	92.00%
	Over Votes:	0	0.00%	0	0.00%	0	0.00%	0	0.00%
	Under Votes:	0	0.00%	0	0.00%	2	8.00%	2	8.00%
PRESIDENT of the UNITED STATES, Vote For 1									
	Martin J. O'MALLEY	0	0.00%	0	0.00%	3	2.70%	3	2.70%
	Bernard "Bernie" SANDERS	0	0.00%	0	0.00%	43	38.74%	43	38.74%
	Hillary CLINTON	0	0.00%	0	0.00%	65	58.56%	65	58.56%
	Roque Rocky DE LA FUENTE	0	0.00%	0	0.00%	0	0.00%	0	0.00%
	"UNCOMMITTED"	0	0.00%	0	0.00%	0	0.00%	0	0.00%
	Cast Votes:	0	0.00%	0	0.00%	111	95.69%	111	95.69%
	Over Votes:	0	0.00%	0	0.00%	0	0.00%	0	0.00%
	Under Votes:	0	0.00%	0	0.00%	5	4.31%	5	4.31%
UNITED STATES SENATOR, Vote For 1									
	Ron LEACH	0	0.00%	0	0.00%	16	18.18%	16	18.18%
	Tom RECKTENWALD	0	0.00%	0	0.00%	3	3.41%	3	3.41%
	Grant T. SHORT	0	0.00%	0	0.00%	3	3.41%	3	3.41%
	Sellus WILDER	0	0.00%	0	0.00%	11	12.50%	11	12.50%
	Jim GRAY	0	0.00%	0	0.00%	47	53.41%	47	53.41%
	Rory HOULIHAN	0	0.00%	0	0.00%	2	2.27%	2	2.27%
	Jeff KENDER	0	0.00%	0	0.00%	6	6.82%	6	6.82%
	Cast Votes:	0	0.00%	0	0.00%	88	75.86%	88	75.86%
	Over Votes:	0	0.00%	0	0.00%	0	0.00%	0	0.00%
	Under Votes:	0	0.00%	0	0.00%	28	24.14%	28	24.14%
STATE REPRESENTATIVE 98th Representative District, Vote For 1									
	Lew NICHOLLS	0	0.00%	0	0.00%	108	94.74%	108	94.74%
	[redacted]	[redacted]		[redacted]		[redacted]		[redacted]	
	Cast Votes:	0	0.00%	0	0.00%	114	98.28%	114	98.28%
	Over Votes:	0	0.00%	0	0.00%	0	0.00%	0	0.00%
	Under Votes:	0	0.00%	0	0.00%	2	1.72%	2	1.72%

Precinct Report — Unofficial

PRESIDENTIAL PREFERENCE AND REGULAR PRIMARY — OFFICIAL BALLOT FOR GREENUP COUNTY — May 17, 2016

05/17/2016 07:26 PM

Precincts Reporting 30 of 30 = 100.00%

Total Number of Voters : 4,749 of 0 = 0.00%

Party	Candidate	Absentee		Early		Election		Total	
Precinct A107 (Ballots Cast: 95) Greenup #3									
UNITED STATES SENATOR, Vote For 1									
	James R. GOULD	0	0.00%	0	0.00%	5	16.67%	5	16.67%
	Rand PAUL	0	0.00%	0	0.00%	24	80.00%	24	80.00%
	Stephen Howard SLAUGHTER	0	0.00%	0	0.00%	1	3.33%	1	3.33%
	Cast Votes:	0	0.00%	0	0.00%	30	100.00%	30	100.00%
	Over Votes:	0	0.00%	0	0.00%	0	0.00%	0	0.00%
	Under Votes:	0	0.00%	0	0.00%	0	0.00%	0	0.00%
STATE REPRESENTATIVE 98th Representative District, Vote For 1									
	Danny R. BENTLEY	0	0.00%	0	0.00%	13	44.83%	13	44.83%
	[redacted]	[redacted]		[redacted]		[redacted]		[redacted]	
	Cast Votes:	0	0.00%	0	0.00%	29	96.67%	29	96.67%
	Over Votes:	0	0.00%	0	0.00%	0	0.00%	0	0.00%
	Under Votes:	0	0.00%	0	0.00%	1	3.33%	1	3.33%
PRESIDENT of the UNITED STATES, Vote For 1									
	Martin J. O'MALLEY	0	0.00%	0	0.00%	1	1.54%	1	1.54%
	Bernard "Bernie" SANDERS	0	0.00%	0	0.00%	31	47.69%	31	47.69%
	Hillary CLINTON	0	0.00%	0	0.00%	31	47.69%	31	47.69%
	Roque Rocky DE LA FUENTE	0	0.00%	0	0.00%	0	0.00%	0	0.00%
	"UNCOMMITTED"	0	0.00%	0	0.00%	2	3.08%	2	3.08%
	Cast Votes:	0	0.00%	0	0.00%	65	100.00%	65	100.00%
	Over Votes:	0	0.00%	0	0.00%	0	0.00%	0	0.00%
	Under Votes:	0	0.00%	0	0.00%	0	0.00%	0	0.00%
UNITED STATES SENATOR, Vote For 1									
	Ron LEACH	0	0.00%	0	0.00%	14	24.14%	14	24.14%
	Tom RECKTENWALD	0	0.00%	0	0.00%	2	3.45%	2	3.45%
	Grant T. SHORT	0	0.00%	0	0.00%	2	3.45%	2	3.45%
	Sellus WILDER	0	0.00%	0	0.00%	4	6.90%	4	6.90%
	Jim GRAY	0	0.00%	0	0.00%	29	50.00%	29	50.00%
	Rory HOULIHAN	0	0.00%	0	0.00%	3	5.17%	3	5.17%
	Jeff KENDER	0	0.00%	0	0.00%	4	6.90%	4	6.90%
	Cast Votes:	0	0.00%	0	0.00%	58	89.23%	58	89.23%
	Over Votes:	0	0.00%	0	0.00%	0	0.00%	0	0.00%
	Under Votes:	0	0.00%	0	0.00%	7	10.77%	7	10.77%
STATE REPRESENTATIVE 98th Representative District, Vote For 1									
	Lew NICHOLLS	0	0.00%	0	0.00%	62	98.41%	62	98.41%
	[redacted]	[redacted]		[redacted]		[redacted]		[redacted]	
	Cast Votes:	0	0.00%	0	0.00%	63	96.92%	63	96.92%
	Over Votes:	0	0.00%	0	0.00%	0	0.00%	0	0.00%
	Under Votes:	0	0.00%	0	0.00%	2	3.08%	2	3.08%

Precinct Report — Unofficial

PRESIDENTIAL PREFERENCE AND REGULAR PRIMARY — OFFICIAL BALLOT FOR GREENUP COUNTY — May 17, 2016

05/17/2016 07:26 PM

Precincts Reporting 30 of 30 = 100.00%

Total Number of Voters : 4,749 of 0 = 0.00%

Party	Candidate	Absentee		Early		Election		Total	
Precinct A108 (Ballots Cast: 146) Russell #1									
UNITED STATES SENATOR, Vote For 1									
	James R. GOULD	0	0.00%	0	0.00%	3	13.64%	3	13.64%
	Rand PAUL	0	0.00%	0	0.00%	18	81.82%	18	81.82%
	Stephen Howard SLAUGHTER	0	0.00%	0	0.00%	1	4.55%	1	4.55%
	Cast Votes:	0	0.00%	0	0.00%	22	100.00%	22	100.00%
	Over Votes:	0	0.00%	0	0.00%	0	0.00%	0	0.00%
	Under Votes:	0	0.00%	0	0.00%	0	0.00%	0	0.00%
STATE REPRESENTATIVE 98th Representative District, Vote For 1									
	Danny R. BENTLEY	0	0.00%	0	0.00%	8	36.36%	8	36.36%
	[redacted]	[redacted]		[redacted]		[redacted]		[redacted]	
	Cast Votes:	0	0.00%	0	0.00%	22	100.00%	22	100.00%
	Over Votes:	0	0.00%	0	0.00%	0	0.00%	0	0.00%
	Under Votes:	0	0.00%	0	0.00%	0	0.00%	0	0.00%
PRESIDENT of the UNITED STATES, Vote For 1									
	Martin J. O'MALLEY	0	0.00%	0	0.00%	2	1.64%	2	1.64%
	Bernard "Bernie" SANDERS	0	0.00%	0	0.00%	59	48.36%	59	48.36%
	Hillary CLINTON	0	0.00%	0	0.00%	56	45.90%	56	45.90%
	Roque Rocky DE LA FUENTE	0	0.00%	0	0.00%	0	0.00%	0	0.00%
	"UNCOMMITTED"	0	0.00%	0	0.00%	5	4.10%	5	4.10%
	Cast Votes:	0	0.00%	0	0.00%	122	98.39%	122	98.39%
	Over Votes:	0	0.00%	0	0.00%	0	0.00%	0	0.00%
	Under Votes:	0	0.00%	0	0.00%	2	1.61%	2	1.61%
UNITED STATES SENATOR, Vote For 1									
	Ron LEACH	0	0.00%	0	0.00%	22	21.15%	22	21.15%
	Tom RECKTENWALD	0	0.00%	0	0.00%	4	3.85%	4	3.85%
	Grant T. SHORT	0	0.00%	0	0.00%	9	8.65%	9	8.65%
	Sellus WILDER	0	0.00%	0	0.00%	21	20.19%	21	20.19%
	Jim GRAY	0	0.00%	0	0.00%	37	35.58%	37	35.58%
	Rory HOULIHAN	0	0.00%	0	0.00%	4	3.85%	4	3.85%
	Jeff KENDER	0	0.00%	0	0.00%	7	6.73%	7	6.73%
	Cast Votes:	0	0.00%	0	0.00%	104	83.87%	104	83.87%
	Over Votes:	0	0.00%	0	0.00%	0	0.00%	0	0.00%
	Under Votes:	0	0.00%	0	0.00%	20	16.13%	20	16.13%
STATE REPRESENTATIVE 98th Representative District, Vote For 1									
	Lew NICHOLLS	0	0.00%	0	0.00%	107	89.92%	107	89.92%
	[redacted]	[redacted]		[redacted]		[redacted]		[redacted]	
	Cast Votes:	0	0.00%	0	0.00%	119	95.97%	119	95.97%
	Over Votes:	0	0.00%	0	0.00%	0	0.00%	0	0.00%
	Under Votes:	0	0.00%	0	0.00%	5	4.03%	5	4.03%

Precinct Report — Unofficial

PRESIDENTIAL PREFERENCE AND REGULAR PRIMARY — OFFICIAL BALLOT FOR GREENUP COUNTY — May 17, 2016

05/17/2016 07:26 PM

Precincts Reporting 30 of 30 = 100.00%

Total Number of Voters : 4,749 of 0 = 0.00%

Party	Candidate	Absentee		Early		Election		Total	
Precinct A109 (Ballots Cast: 261) Russell #2									
UNITED STATES SENATOR, Vote For 1									
	James R. GOULD	0	0.00%	0	0.00%	10	11.49%	10	11.49%
	Rand PAUL	0	0.00%	0	0.00%	74	85.06%	74	85.06%
	Stephen Howard SLAUGHTER	0	0.00%	0	0.00%	3	3.45%	3	3.45%
	Cast Votes:	0	0.00%	0	0.00%	87	98.86%	87	98.86%
	Over Votes:	0	0.00%	0	0.00%	0	0.00%	0	0.00%
	Under Votes:	0	0.00%	0	0.00%	1	1.14%	1	1.14%
STATE REPRESENTATIVE 98th Representative District, Vote For 1									
	Danny R. BENTLEY	0	0.00%	0	0.00%	37	44.05%	37	44.05%
	Cast Votes:	0	0.00%	0	0.00%	84	95.45%	84	95.45%
	Over Votes:	0	0.00%	0	0.00%	0	0.00%	0	0.00%
	Under Votes:	0	0.00%	0	0.00%	4	4.55%	4	4.55%
PRESIDENT of the UNITED STATES, Vote For 1									
	.Martin J. O'MALLEY	0	0.00%	0	0.00%	0	0.00%	0	0.00%
	Bernard "Bernie" SANDERS	0	0.00%	0	0.00%	77	45.03%	77	45.03%
	Hillary CLINTON	0	0.00%	0	0.00%	80	46.78%	80	46.78%
	Roque Rocky DE LA FUENTE	0	0.00%	0	0.00%	0	0.00%	0	0.00%
	"UNCOMMITTED"	0	0.00%	0	0.00%	14	8.19%	14	8.19%
	Cast Votes:	0	0.00%	0	0.00%	171	98.84%	171	98.84%
	Over Votes:	0	0.00%	0	0.00%	0	0.00%	0	0.00%
	Under Votes:	0	0.00%	0	0.00%	2	1.16%	2	1.16%
UNITED STATES SENATOR, Vote For 1									
	Ron LEACH	0	0.00%	0	0.00%	13	9.22%	13	9.22%
	Tom RECKTENWALD	0	0.00%	0	0.00%	5	3.55%	5	3.55%
	Grant T. SHORT	0	0.00%	0	0.00%	12	8.51%	12	8.51%
	Sellus WILDER	0	0.00%	0	0.00%	11	7.80%	11	7.80%
	Jim GRAY	0	0.00%	0	0.00%	89	63.12%	89	63.12%
	Rory HOULIHAN	0	0.00%	0	0.00%	3	2.13%	3	2.13%
	Jeff KENDER	0	0.00%	0	0.00%	8	5.67%	8	5.67%
	Cast Votes:	0	0.00%	0	0.00%	141	81.50%	141	81.50%
	Over Votes:	0	0.00%	0	0.00%	0	0.00%	0	0.00%
	Under Votes:	0	0.00%	0	0.00%	32	18.50%	32	18.50%
STATE REPRESENTATIVE 98th Representative District, Vote For 1									
	Lew NICHOLLS	0	0.00%	0	0.00%	148	89.70%	148	89.70%
	Cast Votes:	0	0.00%	0	0.00%	165	95.38%	165	95.38%
	Over Votes:	0	0.00%	0	0.00%	0	0.00%	0	0.00%
	Under Votes:	0	0.00%	0	0.00%	8	4.62%	8	4.62%

Precinct Report — Unofficial

PRESIDENTIAL PREFERENCE AND REGULAR PRIMARY — OFFICIAL BALLOT FOR GREENUP COUNTY — May 17, 2016

05/17/2016 07:26 PM

Precincts Reporting 30 of 30 = 100.00%

Total Number of Voters : 4,749 of 0 = 0.00%

Party	Candidate	Absentee		Early		Election		Total	
Precinct A109 (Ballots Cast: 261) Russell #2									
CITY COUNCIL City of Flatwoods Ward #4, Vote For 1									
	Richard E. LEWIS	0	0.00%	0	0.00%	0	0.00%	0	0.00%
	Samantha SALYERS	0	0.00%	0	0.00%	0	0.00%	0	0.00%
	Buford HURLEY II.	0	0.00%	0	0.00%	0	0.00%	0	0.00%
	Cast Votes:	0	0.00%	0	0.00%	0	0.00%	0	0.00%
	Over Votes:	0	0.00%	0	0.00%	0	0.00%	0	0.00%
	Under Votes:	0	0.00%	0	0.00%	0	0.00%	0	0.00%

Precinct Report — Unofficial

PRESIDENTIAL PREFERENCE AND REGULAR PRIMARY — OFFICIAL BALLOT FOR GREENUP COUNTY — May 17, 2016

05/17/2016 07:26 PM

Precincts Reporting 30 of 30 = 100.00%

Total Number of Voters : 4,749 of 0 = 0.00%

Party	Candidate	Absentee		Early		Election		Total	
Precinct A110 (Ballots Cast: 227) Flatwood #6									
UNITED STATES SENATOR, Vote For 1									
	James R. GOULD	0	0.00%	0	0.00%	6	8.70%	6	8.70%
	Rand PAUL	0	0.00%	0	0.00%	58	84.06%	58	84.06%
	Stephen Howard SLAUGHTER	0	0.00%	0	0.00%	5	7.25%	5	7.25%
	Cast Votes:	0	0.00%	0	0.00%	69	97.18%	69	97.18%
	Over Votes:	0	0.00%	0	0.00%	0	0.00%	0	0.00%
	Under Votes:	0	0.00%	0	0.00%	2	2.82%	2	2.82%
STATE REPRESENTATIVE 98th Representative District, Vote For 1									
	Danny R. BENTLEY	0	0.00%	0	0.00%	32	51.61%	32	51.61%
	[redacted]	[redacted]		[redacted]		[redacted]		[redacted]	
	Cast Votes:	0	0.00%	0	0.00%	62	87.32%	62	87.32%
	Over Votes:	0	0.00%	0	0.00%	0	0.00%	0	0.00%
	Under Votes:	0	0.00%	0	0.00%	9	12.68%	9	12.68%
PRESIDENT of the UNITED STATES, Vote For 1									
	Martin J. O'MALLEY	0	0.00%	0	0.00%	1	0.68%	1	0.68%
	Bernard "Bernie" SANDERS	0	0.00%	0	0.00%	71	47.97%	71	47.97%
	Hillary CLINTON	0	0.00%	0	0.00%	54	36.49%	54	36.49%
	Roque Rocky DE LA FUENTE	0	0.00%	0	0.00%	2	1.35%	2	1.35%
	"UNCOMMITTED"	0	0.00%	0	0.00%	20	13.51%	20	13.51%
	Cast Votes:	0	0.00%	0	0.00%	148	98.01%	148	98.01%
	Over Votes:	0	0.00%	0	0.00%	0	0.00%	0	0.00%
	Under Votes:	0	0.00%	0	0.00%	3	1.99%	3	1.99%
UNITED STATES SENATOR, Vote For 1									
	Ron LEACH	0	0.00%	0	0.00%	20	15.04%	20	15.04%
	Tom RECKTENWALD	0	0.00%	0	0.00%	6	4.51%	6	4.51%
	Grant T. SHORT	0	0.00%	0	0.00%	11	8.27%	11	8.27%
	Sellus WILDER	0	0.00%	0	0.00%	13	9.77%	13	9.77%
	Jim GRAY	0	0.00%	0	0.00%	69	51.88%	69	51.88%
	Rory HOULIHAN	0	0.00%	0	0.00%	3	2.26%	3	2.26%
	Jeff KENDER	0	0.00%	0	0.00%	11	8.27%	11	8.27%
	Cast Votes:	0	0.00%	0	0.00%	133	88.08%	133	88.08%
	Over Votes:	0	0.00%	0	0.00%	0	0.00%	0	0.00%
	Under Votes:	0	0.00%	0	0.00%	18	11.92%	18	11.92%
STATE REPRESENTATIVE 98th Representative District, Vote For 1									
	Lew NICHOLLS	0	0.00%	0	0.00%	125	89.29%	125	89.29%
	[redacted]	[redacted]		[redacted]		[redacted]		[redacted]	
	Cast Votes:	0	0.00%	0	0.00%	140	92.72%	140	92.72%
	Over Votes:	0	0.00%	0	0.00%	0	0.00%	0	0.00%
	Under Votes:	0	0.00%	0	0.00%	11	7.28%	11	7.28%

Precinct Report — Unofficial

PRESIDENTIAL PREFERENCE AND REGULAR PRIMARY — OFFICIAL BALLOT FOR GREENUP COUNTY — May 17, 2016

05/17/2016 07:26 PM

Precincts Reporting 30 of 30 = 100.00%

Total Number of Voters : 4,749 of 0 = 0.00%

Party	Candidate	Absentee		Early		Election		Total	
Precinct A110 (Ballots Cast: 227) Flatwoods #6									
CITY COUNCIL City of Flatwoods Ward #4, Vote For 1									
	Richard E. LEWIS	0	0.00%	0	0.00%	65	36.52%	65	36.52%
	Samantha SALYERS	0	0.00%	0	0.00%	52	29.21%	52	29.21%
	Buford HURLEY II.	0	0.00%	0	0.00%	61	34.27%	61	34.27%
	Cast Votes:	0	0.00%	0	0.00%	178	94.18%	178	94.18%
	Over Votes:	0	0.00%	0	0.00%	0	0.00%	0	0.00%
	Under Votes:	0	0.00%	0	0.00%	11	5.82%	11	5.82%

Precinct Report — Unofficial

PRESIDENTIAL PREFERENCE AND REGULAR PRIMARY — OFFICIAL BALLOT FOR GREENUP COUNTY — May 17, 2016

05/17/2016 07:26 PM

Precincts Reporting 30 of 30 = 100.00%

Total Number of Voters : 4,749 of 0 = 0.00%

Party	Candidate	Absentee		Early		Election		Total	
Precinct B101 (Ballots Cast: 120) S. Portsmouth									
UNITED STATES SENATOR, Vote For 1									
	James R. GOULD	0	0.00%	0	0.00%	2	8.33%	2	8.33%
	Rand PAUL	0	0.00%	0	0.00%	19	79.17%	19	79.17%
	Stephen Howard SLAUGHTER	0	0.00%	0	0.00%	3	12.50%	3	12.50%
	Cast Votes:	0	0.00%	0	0.00%	24	92.31%	24	92.31%
	Over Votes:	0	0.00%	0	0.00%	0	0.00%	0	0.00%
	Under Votes:	0	0.00%	0	0.00%	2	7.69%	2	7.69%
STATE REPRESENTATIVE 98th Representative District, Vote For 1									
	Danny R. BENTLEY	0	0.00%	0	0.00%	21	87.50%	21	87.50%
	[redacted]	[redacted]		[redacted]		[redacted]		[redacted]	
	Cast Votes:	0	0.00%	0	0.00%	24	92.31%	24	92.31%
	Over Votes:	0	0.00%	0	0.00%	0	0.00%	0	0.00%
	Under Votes:	0	0.00%	0	0.00%	2	7.69%	2	7.69%
PRESIDENT of the UNITED STATES, Vote For 1									
	Martin J. O'MALLEY	0	0.00%	0	0.00%	3	3.23%	3	3.23%
	Bernard "Bernie" SANDERS	0	0.00%	0	0.00%	45	48.39%	45	48.39%
	Hillary CLINTON	0	0.00%	0	0.00%	34	36.56%	34	36.56%
	Roque Rocky DE LA FUENTE	0	0.00%	0	0.00%	1	1.08%	1	1.08%
	"UNCOMMITTED"	0	0.00%	0	0.00%	10	10.75%	10	10.75%
	Cast Votes:	0	0.00%	0	0.00%	93	98.94%	93	98.94%
	Over Votes:	0	0.00%	0	0.00%	0	0.00%	0	0.00%
	Under Votes:	0	0.00%	0	0.00%	1	1.06%	1	1.06%
UNITED STATES SENATOR, Vote For 1									
	Ron LEACH	0	0.00%	0	0.00%	14	19.44%	14	19.44%
	Tom RECKTENWALD	0	0.00%	0	0.00%	6	8.33%	6	8.33%
	Grant T. SHORT	0	0.00%	0	0.00%	4	5.56%	4	5.56%
	Sellus WILDER	0	0.00%	0	0.00%	11	15.28%	11	15.28%
	Jim GRAY	0	0.00%	0	0.00%	26	36.11%	26	36.11%
	Rory HOULIHAN	0	0.00%	0	0.00%	4	5.56%	4	5.56%
	Jeff KENDER	0	0.00%	0	0.00%	7	9.72%	7	9.72%
	Cast Votes:	0	0.00%	0	0.00%	72	76.60%	72	76.60%
	Over Votes:	0	0.00%	0	0.00%	0	0.00%	0	0.00%
	Under Votes:	0	0.00%	0	0.00%	22	23.40%	22	23.40%
STATE REPRESENTATIVE 98th Representative District, Vote For 1									
	Lew NICHOLLS	0	0.00%	0	0.00%	77	88.51%	77	88.51%
	[redacted]	[redacted]		[redacted]		[redacted]		[redacted]	
	Cast Votes:	0	0.00%	0	0.00%	87	92.55%	87	92.55%
	Over Votes:	0	0.00%	0	0.00%	0	0.00%	0	0.00%
	Under Votes:	0	0.00%	0	0.00%	7	7.45%	7	7.45%

Precinct Report — Unofficial

PRESIDENTIAL PREFERENCE AND REGULAR PRIMARY — OFFICIAL BALLOT FOR GREENUP COUNTY — May 17, 2016

05/17/2016 07:26 PM

Total Number of Voters : 4,749 of 0 = 0.00%

Precincts Reporting 30 of 30 = 100.00%

Party	Candidate	Absentee		Early		Election		Total	
Precinct B102 (Ballots Cast: 162) South Shore									
UNITED STATES SENATOR, Vote For 1									
	James R. GOULD	0	0.00%	0	0.00%	6	15.00%	6	15.00%
	Rand PAUL	0	0.00%	0	0.00%	30	75.00%	30	75.00%
	Stephen Howard SLAUGHTER	0	0.00%	0	0.00%	4	10.00%	4	10.00%
	Cast Votes:	0	0.00%	0	0.00%	40	97.56%	40	97.56%
	Over Votes:	0	0.00%	0	0.00%	0	0.00%	0	0.00%
	Under Votes:	0	0.00%	0	0.00%	1	2.44%	1	2.44%
STATE REPRESENTATIVE 98th Representative District, Vote For 1									
	Danny R. BENTLEY	0	0.00%	0	0.00%	28	73.68%	28	73.68%
	Cast Votes:	0	0.00%	0	0.00%	38	92.68%	38	92.68%
	Over Votes:	0	0.00%	0	0.00%	0	0.00%	0	0.00%
	Under Votes:	0	0.00%	0	0.00%	3	7.32%	3	7.32%
PRESIDENT of the UNITED STATES, Vote For 1									
	Martin J. O'MALLEY	0	0.00%	0	0.00%	0	0.00%	0	0.00%
	Bernard "Bernie" SANDERS	0	0.00%	0	0.00%	67	56.30%	67	56.30%
	Hillary CLINTON	0	0.00%	0	0.00%	48	40.34%	48	40.34%
	Roque Rocky DE LA FUENTE	0	0.00%	0	0.00%	0	0.00%	0	0.00%
	"UNCOMMITTED"	0	0.00%	0	0.00%	4	3.36%	4	3.36%
	Cast Votes:	0	0.00%	0	0.00%	119	98.35%	119	98.35%
	Over Votes:	0	0.00%	0	0.00%	0	0.00%	0	0.00%
	Under Votes:	0	0.00%	0	0.00%	2	1.65%	2	1.65%
UNITED STATES SENATOR, Vote For 1									
	Ron LEACH	0	0.00%	0	0.00%	28	29.47%	28	29.47%
	Tom RECKTENWALD	0	0.00%	0	0.00%	2	2.11%	2	2.11%
	Grant T. SHORT	0	0.00%	0	0.00%	5	5.26%	5	5.26%
	Sellus WILDER	0	0.00%	0	0.00%	13	13.68%	13	13.68%
	Jim GRAY	0	0.00%	0	0.00%	41	43.16%	41	43.16%
	Rory HOULIHAN	0	0.00%	0	0.00%	3	3.16%	3	3.16%
	Jeff KENDER	0	0.00%	0	0.00%	3	3.16%	3	3.16%
	Cast Votes:	0	0.00%	0	0.00%	95	78.51%	95	78.51%
	Over Votes:	0	0.00%	0	0.00%	0	0.00%	0	0.00%
	Under Votes:	0	0.00%	0	0.00%	26	21.49%	26	21.49%
STATE REPRESENTATIVE 98th Representative District, Vote For 1									
	Lew NICHOLLS	0	0.00%	0	0.00%	102	89.47%	102	89.47%
	Cast Votes:	0	0.00%	0	0.00%	114	94.21%	114	94.21%
	Over Votes:	0	0.00%	0	0.00%	0	0.00%	0	0.00%
	Under Votes:	0	0.00%	0	0.00%	7	5.79%	7	5.79%

Precinct Report — Unofficial

PRESIDENTIAL PREFERENCE AND REGULAR PRIMARY — OFFICIAL BALLOT FOR GREENUP COUNTY — May 17, 2016

05/17/2016 07:26 PM

Total Number of Voters : 4,749 of 0 = 0.00%

Precincts Reporting 30 of 30 = 100.00%

Party	Candidate	Absentee		Early		Election		Total	
Precinct B103 (Ballots Cast: 156) Kings Addition									
UNITED STATES SENATOR, Vote For 1									
	James R. GOULD	0	0.00%	0	0.00%	3	10.00%	3	10.00%
	Rand PAUL	0	0.00%	0	0.00%	27	90.00%	27	90.00%
	Stephen Howard SLAUGHTER	0	0.00%	0	0.00%	0	0.00%	0	0.00%
	Cast Votes:	0	0.00%	0	0.00%	30	96.77%	30	96.77%
	Over Votes:	0	0.00%	0	0.00%	0	0.00%	0	0.00%
	Under Votes:	0	0.00%	0	0.00%	1	3.23%	1	3.23%
STATE REPRESENTATIVE 98th Representative District, Vote For 1									
	Danny R. BENTLEY	0	0.00%	0	0.00%	16	51.61%	16	51.61%
	[redacted]	[redacted]		[redacted]		[redacted]		[redacted]	
	Cast Votes:	0	0.00%	0	0.00%	31	100.00%	31	100.00%
	Over Votes:	0	0.00%	0	0.00%	0	0.00%	0	0.00%
	Under Votes:	0	0.00%	0	0.00%	0	0.00%	0	0.00%
PRESIDENT of the UNITED STATES, Vote For 1									
	Martin J. O'MALLEY	0	0.00%	0	0.00%	2	1.65%	2	1.65%
	Bernard "Bernie" SANDERS	0	0.00%	0	0.00%	63	52.07%	63	52.07%
	Hillary CLINTON	0	0.00%	0	0.00%	50	41.32%	50	41.32%
	Roque Rocky DE LA FUENTE	0	0.00%	0	0.00%	0	0.00%	0	0.00%
	"UNCOMMITTED"	0	0.00%	0	0.00%	6	4.96%	6	4.96%
	Cast Votes:	0	0.00%	0	0.00%	121	96.80%	121	96.80%
	Over Votes:	0	0.00%	0	0.00%	0	0.00%	0	0.00%
	Under Votes:	0	0.00%	0	0.00%	4	3.20%	4	3.20%
UNITED STATES SENATOR, Vote For 1									
	Ron LEACH	0	0.00%	0	0.00%	22	22.22%	22	22.22%
	Tom RECKTENWALD	0	0.00%	0	0.00%	8	8.08%	8	8.08%
	Grant T. SHORT	0	0.00%	0	0.00%	14	14.14%	14	14.14%
	Sellus WILDER	0	0.00%	0	0.00%	14	14.14%	14	14.14%
	Jim GRAY	0	0.00%	0	0.00%	29	29.29%	29	29.29%
	Rory HOULIHAN	0	0.00%	0	0.00%	1	1.01%	1	1.01%
	Jeff KENDER	0	0.00%	0	0.00%	11	11.11%	11	11.11%
	Cast Votes:	0	0.00%	0	0.00%	99	79.20%	99	79.20%
	Over Votes:	0	0.00%	0	0.00%	0	0.00%	0	0.00%
	Under Votes:	0	0.00%	0	0.00%	26	20.80%	26	20.80%
STATE REPRESENTATIVE 98th Representative District, Vote For 1									
	Lew NICHOLLS	0	0.00%	0	0.00%	101	86.32%	101	86.32%
	[redacted]	[redacted]		[redacted]		[redacted]		[redacted]	
	Cast Votes:	0	0.00%	0	0.00%	117	93.60%	117	93.60%
	Over Votes:	0	0.00%	0	0.00%	0	0.00%	0	0.00%
	Under Votes:	0	0.00%	0	0.00%	8	6.40%	8	6.40%

Precinct Report — Unofficial

PRESIDENTIAL PREFERENCE AND REGULAR PRIMARY — OFFICIAL BALLOT FOR GREENUP COUNTY — May 17, 2016

05/17/2016 07:26 PM

Total Number of Voters : 4,749 of 0 = 0.00%

Precincts Reporting 30 of 30 = 100.00%

Party	Candidate	Absentee		Early		Election		Total	
Precinct B104 (Ballots Cast: 110) Limeville									
UNITED STATES SENATOR, Vote For 1									
	James R. GOULD	0	0.00%	0	0.00%	2	8.70%	2	8.70%
	Rand PAUL	0	0.00%	0	0.00%	20	86.96%	20	86.96%
	Stephen Howard SLAUGHTER	0	0.00%	0	0.00%	1	4.35%	1	4.35%
	Cast Votes:	0	0.00%	0	0.00%	23	100.00%	23	100.00%
	Over Votes:	0	0.00%	0	0.00%	0	0.00%	0	0.00%
	Under Votes:	0	0.00%	0	0.00%	0	0.00%	0	0.00%
STATE REPRESENTATIVE 98th Representative District, Vote For 1									
	Danny R. BENTLEY	0	0.00%	0	0.00%	7	30.43%	7	30.43%
	[redacted]	[redacted]		[redacted]		[redacted]		[redacted]	
	Cast Votes:	0	0.00%	0	0.00%	23	100.00%	23	100.00%
	Over Votes:	0	0.00%	0	0.00%	0	0.00%	0	0.00%
	Under Votes:	0	0.00%	0	0.00%	0	0.00%	0	0.00%
PRESIDENT of the UNITED STATES, Vote For 1									
	Martin J. O'MALLEY	0	0.00%	0	0.00%	2	2.35%	2	2.35%
	Bernard "Bernie" SANDERS	0	0.00%	0	0.00%	46	54.12%	46	54.12%
	Hillary CLINTON	0	0.00%	0	0.00%	29	34.12%	29	34.12%
	Roque Rocky DE LA FUENTE	0	0.00%	0	0.00%	0	0.00%	0	0.00%
	"UNCOMMITTED"	0	0.00%	0	0.00%	8	9.41%	8	9.41%
	Cast Votes:	0	0.00%	0	0.00%	85	97.70%	85	97.70%
	Over Votes:	0	0.00%	0	0.00%	0	0.00%	0	0.00%
	Under Votes:	0	0.00%	0	0.00%	2	2.30%	2	2.30%
UNITED STATES SENATOR, Vote For 1									
	Ron LEACH	0	0.00%	0	0.00%	8	11.11%	8	11.11%
	Tom RECKTENWALD	0	0.00%	0	0.00%	2	2.78%	2	2.78%
	Grant T. SHORT	0	0.00%	0	0.00%	8	11.11%	8	11.11%
	Sellus WILDER	0	0.00%	0	0.00%	13	18.06%	13	18.06%
	Jim GRAY	0	0.00%	0	0.00%	38	52.78%	38	52.78%
	Rory HOULIHAN	0	0.00%	0	0.00%	0	0.00%	0	0.00%
	Jeff KENDER	0	0.00%	0	0.00%	3	4.17%	3	4.17%
	Cast Votes:	0	0.00%	0	0.00%	72	82.76%	72	82.76%
	Over Votes:	0	0.00%	0	0.00%	0	0.00%	0	0.00%
	Under Votes:	0	0.00%	0	0.00%	15	17.24%	15	17.24%
STATE REPRESENTATIVE 98th Representative District, Vote For 1									
	Lew NICHOLLS	0	0.00%	0	0.00%	68	80.00%	68	80.00%
	[redacted]	[redacted]		[redacted]		[redacted]		[redacted]	
	Cast Votes:	0	0.00%	0	0.00%	85	97.70%	85	97.70%
	Over Votes:	0	0.00%	0	0.00%	0	0.00%	0	0.00%
	Under Votes:	0	0.00%	0	0.00%	2	2.30%	2	2.30%

Total Number of Voters : 4,749 of 0 = 0.00%

Party	Candidate	Absentee		Early		Election		Total	
Precinct B105 (Ballots Cast: 127) Schultz									
UNITED STATES SENATOR, Vote For 1									
	James R. GOULD	0	0.00%	0	0.00%	4	9.76%	4	9.76%
	Rand PAUL	0	0.00%	0	0.00%	35	85.37%	35	85.37%
	Stephen Howard SLAUGHTER	0	0.00%	0	0.00%	2	4.88%	2	4.88%
	Cast Votes:	0	0.00%	0	0.00%	41	97.62%	41	97.62%
	Over Votes:	0	0.00%	0	0.00%	0	0.00%	0	0.00%
	Under Votes:	0	0.00%	0	0.00%	1	2.38%	1	2.38%
STATE REPRESENTATIVE 98th Representative District, Vote For 1									
	Danny R. BENTLEY	0	0.00%	0	0.00%	29	69.05%	29	69.05%
	[redacted]	[redacted]		[redacted]		[redacted]		[redacted]	
	Cast Votes:	0	0.00%	0	0.00%	42	100.00%	42	100.00%
	Over Votes:	0	0.00%	0	0.00%	0	0.00%	0	0.00%
	Under Votes:	0	0.00%	0	0.00%	0	0.00%	0	0.00%
PRESIDENT of the UNITED STATES, Vote For 1									
	Martin J. O'MALLEY	0	0.00%	0	0.00%	3	3.57%	3	3.57%
	Bernard "Bernie" SANDERS	0	0.00%	0	0.00%	54	64.29%	54	64.29%
	Hillary CLINTON	0	0.00%	0	0.00%	20	23.81%	20	23.81%
	Roque Rocky DE LA FUENTE	0	0.00%	0	0.00%	1	1.19%	1	1.19%
	"UNCOMMITTED"	0	0.00%	0	0.00%	6	7.14%	6	7.14%
	Cast Votes:	0	0.00%	0	0.00%	84	98.82%	84	98.82%
	Over Votes:	0	0.00%	0	0.00%	0	0.00%	0	0.00%
	Under Votes:	0	0.00%	0	0.00%	1	1.18%	1	1.18%
UNITED STATES SENATOR, Vote For 1									
	Ron LEACH	0	0.00%	0	0.00%	9	12.33%	9	12.33%
	Tom RECKTENWALD	0	0.00%	0	0.00%	5	6.85%	5	6.85%
	Grant T. SHORT	0	0.00%	0	0.00%	7	9.59%	7	9.59%
	Sellus WILDER	0	0.00%	0	0.00%	16	21.92%	16	21.92%
	Jim GRAY	0	0.00%	0	0.00%	25	34.25%	25	34.25%
	Rory HOULIHAN	0	0.00%	0	0.00%	2	2.74%	2	2.74%
	Jeff KENDER	0	0.00%	0	0.00%	9	12.33%	9	12.33%
	Cast Votes:	0	0.00%	0	0.00%	73	85.88%	73	85.88%
	Over Votes:	0	0.00%	0	0.00%	0	0.00%	0	0.00%
	Under Votes:	0	0.00%	0	0.00%	12	14.12%	12	14.12%
STATE REPRESENTATIVE 98th Representative District, Vote For 1									
	Lew NICHOLLS	0	0.00%	0	0.00%	76	91.57%	76	91.57%
	[redacted]	[redacted]		[redacted]		[redacted]		[redacted]	
	Cast Votes:	0	0.00%	0	0.00%	83	97.65%	83	97.65%
	Over Votes:	0	0.00%	0	0.00%	0	0.00%	0	0.00%
	Under Votes:	0	0.00%	0	0.00%	2	2.35%	2	2.35%

Precinct Report — Unofficial

PRESIDENTIAL PREFERENCE AND REGULAR PRIMARY — OFFICIAL BALLOT FOR GREENUP COUNTY — May 17, 2016

05/17/2016 07:26 PM

Precincts Reporting 30 of 30 = 100.00%

Total Number of Voters : 4,749 of 0 = 0.00%

Party	Candidate	Absentee		Early		Election		Total	
Precinct B107 (Ballots Cast: 127) Thompson									
UNITED STATES SENATOR, Vote For 1									
	James R. GOULD	0	0.00%	0	0.00%	2	6.45%	2	6.45%
	Rand PAUL	0	0.00%	0	0.00%	29	93.55%	29	93.55%
	Stephen Howard SLAUGHTER	0	0.00%	0	0.00%	0	0.00%	0	0.00%
	Cast Votes:	0	0.00%	0	0.00%	31	100.00%	31	100.00%
	Over Votes:	0	0.00%	0	0.00%	0	0.00%	0	0.00%
	Under Votes:	0	0.00%	0	0.00%	0	0.00%	0	0.00%
STATE REPRESENTATIVE 98th Representative District, Vote For 1									
	Danny R. BENTLEY	0	0.00%	0	0.00%	10	34.48%	10	34.48%
	[redacted]	[redacted]		[redacted]		[redacted]		[redacted]	
	Cast Votes:	0	0.00%	0	0.00%	29	93.55%	29	93.55%
	Over Votes:	0	0.00%	0	0.00%	0	0.00%	0	0.00%
	Under Votes:	0	0.00%	0	0.00%	2	6.45%	2	6.45%
PRESIDENT of the UNITED STATES, Vote For 1									
	Martin J. O'MALLEY	0	0.00%	0	0.00%	1	1.06%	1	1.06%
	Bernard "Bernie" SANDERS	0	0.00%	0	0.00%	45	47.87%	45	47.87%
	Hillary CLINTON	0	0.00%	0	0.00%	43	45.74%	43	45.74%
	Roque Rocky DE LA FUENTE	0	0.00%	0	0.00%	0	0.00%	0	0.00%
	"UNCOMMITTED"	0	0.00%	0	0.00%	5	5.32%	5	5.32%
	Cast Votes:	0	0.00%	0	0.00%	94	97.92%	94	97.92%
	Over Votes:	0	0.00%	0	0.00%	0	0.00%	0	0.00%
	Under Votes:	0	0.00%	0	0.00%	2	2.08%	2	2.08%
UNITED STATES SENATOR, Vote For 1									
	Ron LEACH	0	0.00%	0	0.00%	23	31.94%	23	31.94%
	Tom RECKTENWALD	0	0.00%	0	0.00%	7	9.72%	7	9.72%
	Grant T. SHORT	0	0.00%	0	0.00%	6	8.33%	6	8.33%
	Sellus WILDER	0	0.00%	0	0.00%	7	9.72%	7	9.72%
	Jim GRAY	0	0.00%	0	0.00%	22	30.56%	22	30.56%
	Rory HOULIHAN	0	0.00%	0	0.00%	3	4.17%	3	4.17%
	Jeff KENDER	0	0.00%	0	0.00%	4	5.56%	4	5.56%
	Cast Votes:	0	0.00%	0	0.00%	72	75.00%	72	75.00%
	Over Votes:	0	0.00%	0	0.00%	0	0.00%	0	0.00%
	Under Votes:	0	0.00%	0	0.00%	24	25.00%	24	25.00%
STATE REPRESENTATIVE 98th Representative District, Vote For 1									
	Lew NICHOLLS	0	0.00%	0	0.00%	84	91.30%	84	91.30%
	[redacted]	[redacted]		[redacted]		[redacted]		[redacted]	
	Cast Votes:	0	0.00%	0	0.00%	92	95.83%	92	95.83%
	Over Votes:	0	0.00%	0	0.00%	0	0.00%	0	0.00%
	Under Votes:	0	0.00%	0	0.00%	4	4.17%	4	4.17%

Precinct Report — Unofficial

PRESIDENTIAL PREFERENCE AND REGULAR PRIMARY — OFFICIAL BALLOT FOR GREENUP COUNTY — May 17, 2016

05/17/2016 07:26 PM

Precincts Reporting 30 of 30 = 100.00%

Total Number of Voters : 4,749 of 0 = 0.00%

Party	Candidate	Absentee		Early		Election		Total	
Precinct B108 (Ballots Cast: 219) Smith branch									
UNITED STATES SENATOR, Vote For 1									
	James R. GOULD	0	0.00%	0	0.00%	3	5.77%	3	5.77%
	Rand PAUL	0	0.00%	0	0.00%	48	92.31%	48	92.31%
	Stephen Howard SLAUGHTER	0	0.00%	0	0.00%	1	1.92%	1	1.92%
	Cast Votes:	0	0.00%	0	0.00%	52	100.00%	52	100.00%
	Over Votes:	0	0.00%	0	0.00%	0	0.00%	0	0.00%
	Under Votes:	0	0.00%	0	0.00%	0	0.00%	0	0.00%
STATE REPRESENTATIVE 98th Representative District, Vote For 1									
	Danny R. BENTLEY	0	0.00%	0	0.00%	22	44.90%	22	44.90%
	[redacted]	[redacted]		[redacted]		[redacted]		[redacted]	
	Cast Votes:	0	0.00%	0	0.00%	49	94.23%	49	94.23%
	Over Votes:	0	0.00%	0	0.00%	0	0.00%	0	0.00%
	Under Votes:	0	0.00%	0	0.00%	3	5.77%	3	5.77%
PRESIDENT of the UNITED STATES, Vote For 1									
	Martin J. O'MALLEY	0	0.00%	0	0.00%	2	1.23%	2	1.23%
	Bernard "Bernie" SANDERS	0	0.00%	0	0.00%	76	46.63%	76	46.63%
	Hillary CLINTON	0	0.00%	0	0.00%	72	44.17%	72	44.17%
	Roque Rocky DE LA FUENTE	0	0.00%	0	0.00%	0	0.00%	0	0.00%
	"UNCOMMITTED"	0	0.00%	0	0.00%	13	7.98%	13	7.98%
	Cast Votes:	0	0.00%	0	0.00%	163	97.60%	163	97.60%
	Over Votes:	0	0.00%	0	0.00%	0	0.00%	0	0.00%
	Under Votes:	0	0.00%	0	0.00%	4	2.40%	4	2.40%
UNITED STATES SENATOR, Vote For 1									
	Ron LEACH	0	0.00%	0	0.00%	26	18.71%	26	18.71%
	Tom RECKTENWALD	0	0.00%	0	0.00%	5	3.60%	5	3.60%
	Grant T. SHORT	0	0.00%	0	0.00%	14	10.07%	14	10.07%
	Sellus WILDER	0	0.00%	0	0.00%	22	15.83%	22	15.83%
	Jim GRAY	0	0.00%	0	0.00%	62	44.60%	62	44.60%
	Rory HOULIHAN	0	0.00%	0	0.00%	4	2.88%	4	2.88%
	Jeff KENDER	0	0.00%	0	0.00%	6	4.32%	6	4.32%
	Cast Votes:	0	0.00%	0	0.00%	139	83.23%	139	83.23%
	Over Votes:	0	0.00%	0	0.00%	0	0.00%	0	0.00%
	Under Votes:	0	0.00%	0	0.00%	28	16.77%	28	16.77%
STATE REPRESENTATIVE 98th Representative District, Vote For 1									
	Lew NICHOLLS	0	0.00%	0	0.00%	144	90.00%	144	90.00%
	[redacted]	[redacted]		[redacted]		[redacted]		[redacted]	
	Cast Votes:	0	0.00%	0	0.00%	160	95.81%	160	95.81%
	Over Votes:	0	0.00%	0	0.00%	0	0.00%	0	0.00%
	Under Votes:	0	0.00%	0	0.00%	7	4.19%	7	4.19%

Precinct Report — Unofficial

PRESIDENTIAL PREFERENCE AND REGULAR PRIMARY — OFFICIAL BALLOT FOR GREENUP COUNTY — May 17, 2016

05/17/2016 07:26 PM

Total Number of Voters : 4,749 of 0 = 0.00%

Precincts Reporting 30 of 30 = 100.00%

Party	Candidate	Absentee		Early		Election		Total	
Precinct B110 (Ballots Cast: 92) Warnock									
UNITED STATES SENATOR, Vote For 1									
	James R. GOULD	0	0.00%	0	0.00%	6	21.43%	6	21.43%
	Rand PAUL	0	0.00%	0	0.00%	20	71.43%	20	71.43%
	Stephen Howard SLAUGHTER	0	0.00%	0	0.00%	2	7.14%	2	7.14%
	Cast Votes:	0	0.00%	0	0.00%	28	100.00%	28	100.00%
	Over Votes:	0	0.00%	0	0.00%	0	0.00%	0	0.00%
	Under Votes:	0	0.00%	0	0.00%	0	0.00%	0	0.00%
STATE REPRESENTATIVE 98th Representative District, Vote For 1									
	Danny R. BENTLEY	0	0.00%	0	0.00%	11	40.74%	11	40.74%
	[redacted]	[redacted]							
	Cast Votes:	0	0.00%	0	0.00%	27	96.43%	27	96.43%
	Over Votes:	0	0.00%	0	0.00%	0	0.00%	0	0.00%
	Under Votes:	0	0.00%	0	0.00%	1	3.57%	1	3.57%
PRESIDENT of the UNITED STATES, Vote For 1									
	Martin J. O'MALLEY	0	0.00%	0	0.00%	4	6.25%	4	6.25%
	Bernard "Bernie" SANDERS	0	0.00%	0	0.00%	33	51.56%	33	51.56%
	Hillary CLINTON	0	0.00%	0	0.00%	23	35.94%	23	35.94%
	Roque Rocky DE LA FUENTE	0	0.00%	0	0.00%	0	0.00%	0	0.00%
	"UNCOMMITTED"	0	0.00%	0	0.00%	4	6.25%	4	6.25%
	Cast Votes:	0	0.00%	0	0.00%	64	100.00%	64	100.00%
	Over Votes:	0	0.00%	0	0.00%	0	0.00%	0	0.00%
	Under Votes:	0	0.00%	0	0.00%	0	0.00%	0	0.00%
UNITED STATES SENATOR, Vote For 1									
	Ron LEACH	0	0.00%	0	0.00%	13	27.66%	13	27.66%
	Tom RECKTENWALD	0	0.00%	0	0.00%	1	2.13%	1	2.13%
	Grant T. SHORT	0	0.00%	0	0.00%	4	8.51%	4	8.51%
	Sellus WILDER	0	0.00%	0	0.00%	7	14.89%	7	14.89%
	Jim GRAY	0	0.00%	0	0.00%	15	31.91%	15	31.91%
	Rory HOULIHAN	0	0.00%	0	0.00%	0	0.00%	0	0.00%
	Jeff KENDER	0	0.00%	0	0.00%	7	14.89%	7	14.89%
	Cast Votes:	0	0.00%	0	0.00%	47	73.44%	47	73.44%
	Over Votes:	0	0.00%	0	0.00%	0	0.00%	0	0.00%
	Under Votes:	0	0.00%	0	0.00%	17	26.56%	17	26.56%
STATE REPRESENTATIVE 98th Representative District, Vote For 1									
	Lew NICHOLLS	0	0.00%	0	0.00%	52	85.25%	52	85.25%
	[redacted]	[redacted]							
	Cast Votes:	0	0.00%	0	0.00%	61	95.31%	61	95.31%
	Over Votes:	0	0.00%	0	0.00%	0	0.00%	0	0.00%
	Under Votes:	0	0.00%	0	0.00%	3	4.69%	3	4.69%

Precinct Report — Unofficial

PRESIDENTIAL PREFERENCE AND REGULAR PRIMARY — OFFICIAL BALLOT FOR GREENUP COUNTY — May 17, 2016

05/17/2016 07:26 PM

Precincts Reporting 30 of 30 = 100.00%

Total Number of Voters : 4,749 of 0 = 0.00%

Party	Candidate	Absentee		Early		Election		Total	
Precinct B111 (Ballots Cast: 176) Greenup #1									
UNITED STATES SENATOR, Vote For 1									
	James R. GOULD	0	0.00%	0	0.00%	3	8.57%	3	8.57%
	Rand PAUL	0	0.00%	0	0.00%	31	88.57%	31	88.57%
	Stephen Howard SLAUGHTER	0	0.00%	0	0.00%	1	2.86%	1	2.86%
	Cast Votes:	0	0.00%	0	0.00%	35	100.00%	35	100.00%
	Over Votes:	0	0.00%	0	0.00%	0	0.00%	0	0.00%
	Under Votes:	0	0.00%	0	0.00%	0	0.00%	0	0.00%
STATE REPRESENTATIVE 98th Representative District, Vote For 1									
	Danny R. BENTLEY	0	0.00%	0	0.00%	8	24.24%	8	24.24%
	[redacted]	[redacted]		[redacted]		[redacted]		[redacted]	
	Cast Votes:	0	0.00%	0	0.00%	33	94.29%	33	94.29%
	Over Votes:	0	0.00%	0	0.00%	0	0.00%	0	0.00%
	Under Votes:	0	0.00%	0	0.00%	2	5.71%	2	5.71%
PRESIDENT of the UNITED STATES, Vote For 1									
	Martin J. O'MALLEY	0	0.00%	0	0.00%	2	1.43%	2	1.43%
	Bernard "Bernie" SANDERS	0	0.00%	0	0.00%	80	57.14%	80	57.14%
	Hillary CLINTON	0	0.00%	0	0.00%	49	35.00%	49	35.00%
	Roque Rocky DE LA FUENTE	0	0.00%	0	0.00%	0	0.00%	0	0.00%
	"UNCOMMITTED"	0	0.00%	0	0.00%	9	6.43%	9	6.43%
	Cast Votes:	0	0.00%	0	0.00%	140	99.29%	140	99.29%
	Over Votes:	0	0.00%	0	0.00%	0	0.00%	0	0.00%
	Under Votes:	0	0.00%	0	0.00%	1	0.71%	1	0.71%
UNITED STATES SENATOR, Vote For 1									
	Ron LEACH	0	0.00%	0	0.00%	22	18.64%	22	18.64%
	Tom RECKTENWALD	0	0.00%	0	0.00%	3	2.54%	3	2.54%
	Grant T. SHORT	0	0.00%	0	0.00%	8	6.78%	8	6.78%
	Sellus WILDER	0	0.00%	0	0.00%	17	14.41%	17	14.41%
	Jim GRAY	0	0.00%	0	0.00%	51	43.22%	51	43.22%
	Rory HOULIHAN	0	0.00%	0	0.00%	4	3.39%	4	3.39%
	Jeff KENDER	0	0.00%	0	0.00%	13	11.02%	13	11.02%
	Cast Votes:	0	0.00%	0	0.00%	118	83.69%	118	83.69%
	Over Votes:	0	0.00%	0	0.00%	0	0.00%	0	0.00%
	Under Votes:	0	0.00%	0	0.00%	23	16.31%	23	16.31%
STATE REPRESENTATIVE 98th Representative District, Vote For 1									
	Lew NICHOLLS	0	0.00%	0	0.00%	122	91.04%	122	91.04%
	[redacted]	[redacted]		[redacted]		[redacted]		[redacted]	
	Cast Votes:	0	0.00%	0	0.00%	134	95.04%	134	95.04%
	Over Votes:	0	0.00%	0	0.00%	0	0.00%	0	0.00%
	Under Votes:	0	0.00%	0	0.00%	7	4.96%	7	4.96%

Precinct Report — Unofficial

PRESIDENTIAL PREFERENCE AND REGULAR PRIMARY — OFFICIAL BALLOT FOR GREENUP COUNTY — May 17, 2016

05/17/2016 07:26 PM

Precincts Reporting 30 of 30 = 100.00%

Total Number of Voters : 4,749 of 0 = 0.00%

Party	Candidate	Absentee		Early		Election		Total	
Precinct C101 (Ballots Cast: 156) Bellefonte									
UNITED STATES SENATOR, Vote For 1									
	James R. GOULD	0	0.00%	0	0.00%	8	13.79%	8	13.79%
	Rand PAUL	0	0.00%	0	0.00%	45	77.59%	45	77.59%
	Stephen Howard SLAUGHTER	0	0.00%	0	0.00%	5	8.62%	5	8.62%
	Cast Votes:	0	0.00%	0	0.00%	58	100.00%	58	100.00%
	Over Votes:	0	0.00%	0	0.00%	0	0.00%	0	0.00%
	Under Votes:	0	0.00%	0	0.00%	0	0.00%	0	0.00%
STATE REPRESENTATIVE 98th Representative District, Vote For 1									
	Danny R. BENTLEY	0	0.00%	0	0.00%	28	51.85%	28	51.85%
	[redacted]	[redacted]		[redacted]		[redacted]		[redacted]	
	Cast Votes:	0	0.00%	0	0.00%	54	93.10%	54	93.10%
	Over Votes:	0	0.00%	0	0.00%	0	0.00%	0	0.00%
	Under Votes:	0	0.00%	0	0.00%	4	6.90%	4	6.90%
PRESIDENT of the UNITED STATES, Vote For 1									
	Martin J. O'MALLEY	0	0.00%	0	0.00%	3	3.13%	3	3.13%
	Bernard "Bernie" SANDERS	0	0.00%	0	0.00%	23	23.96%	23	23.96%
	Hillary CLINTON	0	0.00%	0	0.00%	64	66.67%	64	66.67%
	Roque Rocky DE LA FUENTE	0	0.00%	0	0.00%	0	0.00%	0	0.00%
	"UNCOMMITTED"	0	0.00%	0	0.00%	6	6.25%	6	6.25%
	Cast Votes:	0	0.00%	0	0.00%	96	97.96%	96	97.96%
	Over Votes:	0	0.00%	0	0.00%	0	0.00%	0	0.00%
	Under Votes:	0	0.00%	0	0.00%	2	2.04%	2	2.04%
UNITED STATES SENATOR, Vote For 1									
	Ron LEACH	0	0.00%	0	0.00%	12	14.46%	12	14.46%
	Tom RECKTENWALD	0	0.00%	0	0.00%	3	3.61%	3	3.61%
	Grant T. SHORT	0	0.00%	0	0.00%	2	2.41%	2	2.41%
	Sellus WILDER	0	0.00%	0	0.00%	17	20.48%	17	20.48%
	Jim GRAY	0	0.00%	0	0.00%	43	51.81%	43	51.81%
	Rory HOULIHAN	0	0.00%	0	0.00%	3	3.61%	3	3.61%
	Jeff KENDER	0	0.00%	0	0.00%	3	3.61%	3	3.61%
	Cast Votes:	0	0.00%	0	0.00%	83	84.69%	83	84.69%
	Over Votes:	0	0.00%	0	0.00%	0	0.00%	0	0.00%
	Under Votes:	0	0.00%	0	0.00%	15	15.31%	15	15.31%
STATE REPRESENTATIVE 98th Representative District, Vote For 1									
	Lew NICHOLLS	0	0.00%	0	0.00%	79	86.81%	79	86.81%
	[redacted]	[redacted]		[redacted]		[redacted]		[redacted]	
	Cast Votes:	0	0.00%	0	0.00%	91	92.86%	91	92.86%
	Over Votes:	0	0.00%	0	0.00%	0	0.00%	0	0.00%
	Under Votes:	0	0.00%	0	0.00%	7	7.14%	7	7.14%

Precinct Report — Unofficial

PRESIDENTIAL PREFERENCE AND REGULAR PRIMARY — OFFICIAL BALLOT FOR GREENUP COUNTY — May 17, 2016

05/17/2016 07:26 PM

Precincts Reporting 30 of 30 = 100.00%

Total Number of Voters : 4,749 of 0 = 0.00%

Party	Candidate	Absentee		Early		Election		Total	
Precinct C102 (Ballots Cast: 142) East Fork									
UNITED STATES SENATOR, Vote For 1									
	James R. GOULD	0	0.00%	0	0.00%	4	9.30%	4	9.30%
	Rand PAUL	0	0.00%	0	0.00%	35	81.40%	35	81.40%
	Stephen Howard SLAUGHTER	0	0.00%	0	0.00%	4	9.30%	4	9.30%
	Cast Votes:	0	0.00%	0	0.00%	43	100.00%	43	100.00%
	Over Votes:	0	0.00%	0	0.00%	0	0.00%	0	0.00%
	Under Votes:	0	0.00%	0	0.00%	0	0.00%	0	0.00%
STATE REPRESENTATIVE 98th Representative District, Vote For 1									
	Danny R. BENTLEY	0	0.00%	0	0.00%	14	35.00%	14	35.00%
	[redacted]	[redacted]		[redacted]		[redacted]		[redacted]	
	Cast Votes:	0	0.00%	0	0.00%	40	93.02%	40	93.02%
	Over Votes:	0	0.00%	0	0.00%	0	0.00%	0	0.00%
	Under Votes:	0	0.00%	0	0.00%	3	6.98%	3	6.98%
PRESIDENT of the UNITED STATES, Vote For 1									
	Martin J. O'MALLEY	0	0.00%	0	0.00%	1	1.03%	1	1.03%
	Bernard "Bernie" SANDERS	0	0.00%	0	0.00%	45	46.39%	45	46.39%
	Hillary CLINTON	0	0.00%	0	0.00%	38	39.18%	38	39.18%
	Roque Rocky DE LA FUENTE	0	0.00%	0	0.00%	0	0.00%	0	0.00%
	"UNCOMMITTED"	0	0.00%	0	0.00%	13	13.40%	13	13.40%
	Cast Votes:	0	0.00%	0	0.00%	97	97.98%	97	97.98%
	Over Votes:	0	0.00%	0	0.00%	0	0.00%	0	0.00%
	Under Votes:	0	0.00%	0	0.00%	2	2.02%	2	2.02%
UNITED STATES SENATOR, Vote For 1									
	Ron LEACH	0	0.00%	0	0.00%	19	21.84%	19	21.84%
	Tom RECKTENWALD	0	0.00%	0	0.00%	5	5.75%	5	5.75%
	Grant T. SHORT	0	0.00%	0	0.00%	5	5.75%	5	5.75%
	Sellus WILDER	0	0.00%	0	0.00%	17	19.54%	17	19.54%
	Jim GRAY	0	0.00%	0	0.00%	30	34.48%	30	34.48%
	Rory HOULIHAN	0	0.00%	0	0.00%	4	4.60%	4	4.60%
	Jeff KENDER	0	0.00%	0	0.00%	7	8.05%	7	8.05%
	Cast Votes:	0	0.00%	0	0.00%	87	87.88%	87	87.88%
	Over Votes:	0	0.00%	0	0.00%	0	0.00%	0	0.00%
	Under Votes:	0	0.00%	0	0.00%	12	12.12%	12	12.12%
STATE REPRESENTATIVE 98th Representative District, Vote For 1									
	Lew NICHOLLS	0	0.00%	0	0.00%	82	89.13%	82	89.13%
	[redacted]	[redacted]		[redacted]		[redacted]		[redacted]	
	Cast Votes:	0	0.00%	0	0.00%	92	92.93%	92	92.93%
	Over Votes:	0	0.00%	0	0.00%	0	0.00%	0	0.00%
	Under Votes:	0	0.00%	0	0.00%	7	7.07%	7	7.07%

Precinct Report — Unofficial

PRESIDENTIAL PREFERENCE AND REGULAR PRIMARY — OFFICIAL BALLOT FOR GREENUP COUNTY — May 17, 2016

05/17/2016 07:26 PM

Precincts Reporting 30 of 30 = 100.00%

Total Number of Voters : 4,749 of 0 = 0.00%

Party	Candidate	Absentee		Early		Election		Total	
Precinct C103 (Ballots Cast: 113) Flatwoods #1									
UNITED STATES SENATOR, Vote For 1									
	James R. GOULD	0	0.00%	0	0.00%	1	3.03%	1	3.03%
	Rand PAUL	0	0.00%	0	0.00%	27	81.82%	27	81.82%
	Stephen Howard SLAUGHTER	0	0.00%	0	0.00%	5	15.15%	5	15.15%
	Cast Votes:	0	0.00%	0	0.00%	33	97.06%	33	97.06%
	Over Votes:	0	0.00%	0	0.00%	0	0.00%	0	0.00%
	Under Votes:	0	0.00%	0	0.00%	1	2.94%	1	2.94%
STATE REPRESENTATIVE 98th Representative District, Vote For 1									
	Danny R. BENTLEY	0	0.00%	0	0.00%	15	51.72%	15	51.72%
	[redacted]	[redacted]		[redacted]		[redacted]		[redacted]	
	Cast Votes:	0	0.00%	0	0.00%	29	85.29%	29	85.29%
	Over Votes:	0	0.00%	0	0.00%	0	0.00%	0	0.00%
	Under Votes:	0	0.00%	0	0.00%	5	14.71%	5	14.71%
PRESIDENT of the UNITED STATES, Vote For 1									
	Martin J. O'MALLEY	0	0.00%	0	0.00%	0	0.00%	0	0.00%
	Bernard "Bernie" SANDERS	0	0.00%	0	0.00%	36	47.37%	36	47.37%
	Hillary CLINTON	0	0.00%	0	0.00%	34	44.74%	34	44.74%
	Roque Rocky DE LA FUENTE	0	0.00%	0	0.00%	1	1.32%	1	1.32%
	"UNCOMMITTED"	0	0.00%	0	0.00%	5	6.58%	5	6.58%
	Cast Votes:	0	0.00%	0	0.00%	76	100.00%	76	100.00%
	Over Votes:	0	0.00%	0	0.00%	0	0.00%	0	0.00%
	Under Votes:	0	0.00%	0	0.00%	0	0.00%	0	0.00%
UNITED STATES SENATOR, Vote For 1									
	Ron LEACH	0	0.00%	0	0.00%	13	19.40%	13	19.40%
	Tom RECKTENWALD	0	0.00%	0	0.00%	0	0.00%	0	0.00%
	Grant T. SHORT	0	0.00%	0	0.00%	9	13.43%	9	13.43%
	Sellus WILDER	0	0.00%	0	0.00%	8	11.94%	8	11.94%
	Jim GRAY	0	0.00%	0	0.00%	28	41.79%	28	41.79%
	Rory HOULIHAN	0	0.00%	0	0.00%	2	2.99%	2	2.99%
	Jeff KENDER	0	0.00%	0	0.00%	7	10.45%	7	10.45%
	Cast Votes:	0	0.00%	0	0.00%	67	88.16%	67	88.16%
	Over Votes:	0	0.00%	0	0.00%	0	0.00%	0	0.00%
	Under Votes:	0	0.00%	0	0.00%	9	11.84%	9	11.84%
STATE REPRESENTATIVE 98th Representative District, Vote For 1									
	Lew NICHOLLS	0	0.00%	0	0.00%	59	78.67%	59	78.67%
	[redacted]	[redacted]		[redacted]		[redacted]		[redacted]	
	Cast Votes:	0	0.00%	0	0.00%	75	98.68%	75	98.68%
	Over Votes:	0	0.00%	0	0.00%	0	0.00%	0	0.00%
	Under Votes:	0	0.00%	0	0.00%	1	1.32%	1	1.32%

Precinct Report — Unofficial

PRESIDENTIAL PREFERENCE AND REGULAR PRIMARY — OFFICIAL BALLOT FOR GREENUP COUNTY — May 17, 2016

05/17/2016 07:26 PM

Total Number of Voters : 4,749 of 0 = 0.00%

Precincts Reporting 30 of 30 = 100.00%

Precinct C103 (Ballots Cast: 113) Flatwoods #1

Party	Candidate	Absentee		Early		Election		Total	
CITY COUNCIL City of Flatwoods Ward #4, Vote For 1									
	Richard E. LEWIS	0	0.00%	0	0.00%	38	35.19%	38	35.19%
	Samantha SALYERS	0	0.00%	0	0.00%	35	32.41%	35	32.41%
	Buford HURLEY II.	0	0.00%	0	0.00%	35	32.41%	35	32.41%
	Cast Votes:	0	0.00%	0	0.00%	108	95.58%	108	95.58%
	Over Votes:	0	0.00%	0	0.00%	0	0.00%	0	0.00%
	Under Votes:	0	0.00%	0	0.00%	5	4.42%	5	4.42%

Precinct Report — Unofficial

PRESIDENTIAL PREFERENCE AND REGULAR PRIMARY — OFFICIAL BALLOT FOR GREENUP COUNTY — May 17, 2016

05/17/2016 07:26 PM

Precincts Reporting 30 of 30 = 100.00%

Total Number of Voters : 4,749 of 0 = 0.00%

Precinct C104 (Ballots Cast: 196) Flatwoods #2

Party	Candidate	Absentee		Early		Election		Total	
UNITED STATES SENATOR, Vote For 1									
	James R. GOULD	0	0.00%	0	0.00%	14	29.79%	14	29.79%
	Rand PAUL	0	0.00%	0	0.00%	31	65.96%	31	65.96%
	Stephen Howard SLAUGHTER	0	0.00%	0	0.00%	2	4.26%	2	4.26%
	Cast Votes:	0	0.00%	0	0.00%	47	95.92%	47	95.92%
	Over Votes:	0	0.00%	0	0.00%	0	0.00%	0	0.00%
	Under Votes:	0	0.00%	0	0.00%	2	4.08%	2	4.08%
STATE REPRESENTATIVE 98th Representative District, Vote For 1									
	Danny R. BENTLEY	0	0.00%	0	0.00%	25	56.82%	25	56.82%
	Cast Votes:	0	0.00%	0	0.00%	44	89.80%	44	89.80%
	Over Votes:	0	0.00%	0	0.00%	0	0.00%	0	0.00%
	Under Votes:	0	0.00%	0	0.00%	5	10.20%	5	10.20%
PRESIDENT of the UNITED STATES, Vote For 1									
	Martin J. O'MALLEY	0	0.00%	0	0.00%	4	2.90%	4	2.90%
	Bernard "Bernie" SANDERS	0	0.00%	0	0.00%	74	53.62%	74	53.62%
	Hillary CLINTON	0	0.00%	0	0.00%	51	36.96%	51	36.96%
	Roque Rocky DE LA FUENTE	0	0.00%	0	0.00%	0	0.00%	0	0.00%
	"UNCOMMITTED"	0	0.00%	0	0.00%	9	6.52%	9	6.52%
	Cast Votes:	0	0.00%	0	0.00%	138	96.50%	138	96.50%
	Over Votes:	0	0.00%	0	0.00%	0	0.00%	0	0.00%
	Under Votes:	0	0.00%	0	0.00%	5	3.50%	5	3.50%
UNITED STATES SENATOR, Vote For 1									
	Ron LEACH	0	0.00%	0	0.00%	14	11.48%	14	11.48%
	Tom RECKTENWALD	0	0.00%	0	0.00%	8	6.56%	8	6.56%
	Grant T. SHORT	0	0.00%	0	0.00%	8	6.56%	8	6.56%
	Sellus WILDER	0	0.00%	0	0.00%	22	18.03%	22	18.03%
	Jim GRAY	0	0.00%	0	0.00%	56	45.90%	56	45.90%
	Rory HOULIHAN	0	0.00%	0	0.00%	1	0.82%	1	0.82%
	Jeff KENDER	0	0.00%	0	0.00%	13	10.66%	13	10.66%
	Cast Votes:	0	0.00%	0	0.00%	122	85.31%	122	85.31%
	Over Votes:	0	0.00%	0	0.00%	0	0.00%	0	0.00%
	Under Votes:	0	0.00%	0	0.00%	21	14.69%	21	14.69%
STATE REPRESENTATIVE 98th Representative District, Vote For 1									
	Lew NICHOLLS	0	0.00%	0	0.00%	123	91.11%	123	91.11%
	Cast Votes:	0	0.00%	0	0.00%	135	94.41%	135	94.41%
	Over Votes:	0	0.00%	0	0.00%	0	0.00%	0	0.00%
	Under Votes:	0	0.00%	0	0.00%	8	5.59%	8	5.59%

Precinct Report — Unofficial

PRESIDENTIAL PREFERENCE AND REGULAR PRIMARY — OFFICIAL BALLOT FOR GREENUP COUNTY — May 17, 2016

05/17/2016 07:26 PM

Total Number of Voters : 4,749 of 0 = 0.00%

Precincts Reporting 30 of 30 = 100.00%

Party	Candidate	Absentee		Early		Election		Total	
Precinct C104 (Ballots Cast: 196) Flatwoods #4									
CITY COUNCIL City of Flatwoods Ward #4, Vote For 1									
	Richard E. LEWIS	0	0.00%	0	0.00%	66	35.48%	66	35.48%
	Samantha SALYERS	0	0.00%	0	0.00%	53	28.49%	53	28.49%
	Buford HURLEY II.	0	0.00%	0	0.00%	67	36.02%	67	36.02%
	Cast Votes:	0	0.00%	0	0.00%	186	94.90%	186	94.90%
	Over Votes:	0	0.00%	0	0.00%	0	0.00%	0	0.00%
	Under Votes:	0	0.00%	0	0.00%	10	5.10%	10	5.10%

Precinct Report — Unofficial

PRESIDENTIAL PREFERENCE AND REGULAR PRIMARY — OFFICIAL BALLOT FOR GREENUP COUNTY — May 17, 2016

05/17/2016 07:26 PM

Precincts Reporting 30 of 30 = 100.00%

Total Number of Voters : 4,749 of 0 = 0.00%

Party	Candidate	Absentee		Early		Election		Total	
Precinct C105 (Ballots Cast: 179) Flatwoods #3									
UNITED STATES SENATOR, Vote For 1									
	James R. GOULD	0	0.00%	0	0.00%	6	12.50%	6	12.50%
	Rand PAUL	0	0.00%	0	0.00%	39	81.25%	39	81.25%
	Stephen Howard SLAUGHTER	0	0.00%	0	0.00%	3	6.25%	3	6.25%
	Cast Votes:	0	0.00%	0	0.00%	48	97.96%	48	97.96%
	Over Votes:	0	0.00%	0	0.00%	0	0.00%	0	0.00%
	Under Votes:	0	0.00%	0	0.00%	1	2.04%	1	2.04%
STATE REPRESENTATIVE 98th Representative District, Vote For 1									
	Danny R. BENTLEY	0	0.00%	0	0.00%	9	19.15%	9	19.15%
	[redacted]	[redacted]		[redacted]		[redacted]		[redacted]	
	Cast Votes:	0	0.00%	0	0.00%	47	95.92%	47	95.92%
	Over Votes:	0	0.00%	0	0.00%	0	0.00%	0	0.00%
	Under Votes:	0	0.00%	0	0.00%	2	4.08%	2	4.08%
PRESIDENT of the UNITED STATES, Vote For 1									
	Martin J. O'MALLEY	0	0.00%	0	0.00%	0	0.00%	0	0.00%
	Bernard "Bernie" SANDERS	0	0.00%	0	0.00%	57	45.60%	57	45.60%
	Hillary CLINTON	0	0.00%	0	0.00%	61	48.80%	61	48.80%
	Roque Rocky DE LA FUENTE	0	0.00%	0	0.00%	1	0.80%	1	0.80%
	"UNCOMMITTED"	0	0.00%	0	0.00%	6	4.80%	6	4.80%
	Cast Votes:	0	0.00%	0	0.00%	125	99.21%	125	99.21%
	Over Votes:	0	0.00%	0	0.00%	0	0.00%	0	0.00%
	Under Votes:	0	0.00%	0	0.00%	1	0.79%	1	0.79%
UNITED STATES SENATOR, Vote For 1									
	Ron LEACH	0	0.00%	0	0.00%	13	12.15%	13	12.15%
	Tom RECKTENWALD	0	0.00%	0	0.00%	5	4.67%	5	4.67%
	Grant T. SHORT	0	0.00%	0	0.00%	8	7.48%	8	7.48%
	Sellus WILDER	0	0.00%	0	0.00%	9	8.41%	9	8.41%
	Jim GRAY	0	0.00%	0	0.00%	66	61.68%	66	61.68%
	Rory HOULIHAN	0	0.00%	0	0.00%	1	0.93%	1	0.93%
	Jeff KENDER	0	0.00%	0	0.00%	5	4.67%	5	4.67%
	Cast Votes:	0	0.00%	0	0.00%	107	84.92%	107	84.92%
	Over Votes:	0	0.00%	0	0.00%	0	0.00%	0	0.00%
	Under Votes:	0	0.00%	0	0.00%	19	15.08%	19	15.08%
STATE REPRESENTATIVE 98th Representative District, Vote For 1									
	Lew NICHOLLS	0	0.00%	0	0.00%	116	94.31%	116	94.31%
	[redacted]	[redacted]		[redacted]		[redacted]		[redacted]	
	Cast Votes:	0	0.00%	0	0.00%	123	97.62%	123	97.62%
	Over Votes:	0	0.00%	0	0.00%	0	0.00%	0	0.00%
	Under Votes:	0	0.00%	0	0.00%	3	2.38%	3	2.38%

Precinct Report — Unofficial

PRESIDENTIAL PREFERENCE AND REGULAR PRIMARY — OFFICIAL BALLOT FOR GREENUP COUNTY — May 17, 2016

05/17/2016 07:26 PM

Total Number of Voters : 4,749 of 0 = 0.00%

Precincts Reporting 30 of 30 = 100.00%

Party	Candidate	Absentee		Early		Election		Total	
Precinct C105 (Ballots Cast: 179) Flatwoods #3									
CITY COUNCIL City of Flatwoods Ward #4, Vote For 1									
	Richard E. LEWIS	0	0.00%	0	0.00%	51	35.92%	51	35.92%
	Samantha SALYERS	0	0.00%	0	0.00%	44	30.99%	44	30.99%
	Buford HURLEY II.	0	0.00%	0	0.00%	47	33.10%	47	33.10%
	Cast Votes:	0	0.00%	0	0.00%	142	92.81%	142	92.81%
	Over Votes:	0	0.00%	0	0.00%	0	0.00%	0	0.00%
	Under Votes:	0	0.00%	0	0.00%	11	7.19%	11	7.19%

Precinct Report — Unofficial

PRESIDENTIAL PREFERENCE AND REGULAR PRIMARY — OFFICIAL BALLOT FOR GREENUP COUNTY — May 17, 2016

05/17/2016 07:26 PM

Precincts Reporting 30 of 30 = 100.00%

Total Number of Voters : 4,749 of 0 = 0.00%

Party	Candidate	Absentee		Early		Election		Total	
Precinct C106 (Ballots Cast: 192) Flatwoods #4									
UNITED STATES SENATOR, Vote For 1									
	James R. GOULD	0	0.00%	0	0.00%	10	15.87%	10	15.87%
	Rand PAUL	0	0.00%	0	0.00%	51	80.95%	51	80.95%
	Stephen Howard SLAUGHTER	0	0.00%	0	0.00%	2	3.17%	2	3.17%
	Cast Votes:	0	0.00%	0	0.00%	63	98.44%	63	98.44%
	Over Votes:	0	0.00%	0	0.00%	0	0.00%	0	0.00%
	Under Votes:	0	0.00%	0	0.00%	1	1.56%	1	1.56%
STATE REPRESENTATIVE 98th Representative District, Vote For 1									
	Danny R. BENTLEY	0	0.00%	0	0.00%	17	27.42%	17	27.42%
	[redacted]	[redacted]		[redacted]		[redacted]		[redacted]	
	Cast Votes:	0	0.00%	0	0.00%	62	96.88%	62	96.88%
	Over Votes:	0	0.00%	0	0.00%	0	0.00%	0	0.00%
	Under Votes:	0	0.00%	0	0.00%	2	3.13%	2	3.13%
PRESIDENT of the UNITED STATES, Vote For 1									
	Martin J. O'MALLEY	0	0.00%	0	0.00%	3	2.44%	3	2.44%
	Bernard "Bernie" SANDERS	0	0.00%	0	0.00%	59	47.97%	59	47.97%
	Hillary CLINTON	0	0.00%	0	0.00%	51	41.46%	51	41.46%
	Roque Rocky DE LA FUENTE	0	0.00%	0	0.00%	0	0.00%	0	0.00%
	"UNCOMMITTED"	0	0.00%	0	0.00%	10	8.13%	10	8.13%
	Cast Votes:	0	0.00%	0	0.00%	123	96.85%	123	96.85%
	Over Votes:	0	0.00%	0	0.00%	0	0.00%	0	0.00%
	Under Votes:	0	0.00%	0	0.00%	4	3.15%	4	3.15%
UNITED STATES SENATOR, Vote For 1									
	Ron LEACH	0	0.00%	0	0.00%	22	20.00%	22	20.00%
	Tom RECKTENWALD	0	0.00%	0	0.00%	7	6.36%	7	6.36%
	Grant T. SHORT	0	0.00%	0	0.00%	11	10.00%	11	10.00%
	Sellus WILDER	0	0.00%	0	0.00%	11	10.00%	11	10.00%
	Jim GRAY	0	0.00%	0	0.00%	49	44.55%	49	44.55%
	Rory HOULIHAN	0	0.00%	0	0.00%	2	1.82%	2	1.82%
	Jeff KENDER	0	0.00%	0	0.00%	8	7.27%	8	7.27%
	Cast Votes:	0	0.00%	0	0.00%	110	86.61%	110	86.61%
	Over Votes:	0	0.00%	0	0.00%	0	0.00%	0	0.00%
	Under Votes:	0	0.00%	0	0.00%	17	13.39%	17	13.39%
STATE REPRESENTATIVE 98th Representative District, Vote For 1									
	Lew NICHOLLS	0	0.00%	0	0.00%	102	87.18%	102	87.18%
	[redacted]	[redacted]		[redacted]		[redacted]		[redacted]	
	Cast Votes:	0	0.00%	0	0.00%	117	92.13%	117	92.13%
	Over Votes:	0	0.00%	0	0.00%	1	0.79%	1	0.79%
	Under Votes:	0	0.00%	0	0.00%	9	7.09%	9	7.09%

Precinct Report — Unofficial

PRESIDENTIAL PREFERENCE AND REGULAR PRIMARY — OFFICIAL BALLOT FOR GREENUP COUNTY — May 17, 2016

05/17/2016 07:26 PM

Total Number of Voters : 4,749 of 0 = 0.00%

Precincts Reporting 30 of 30 = 100.00%

Party	Candidate	Absentee		Early		Election		Total	
Precinct C106 (Ballots Cast: 192) Flatwoods #4									
CITY COUNCIL City of Flatwoods Ward #4, Vote For 1									
	Richard E. LEWIS	0	0.00%	0	0.00%	65	35.52%	65	35.52%
	Samantha SALYERS	0	0.00%	0	0.00%	52	28.42%	52	28.42%
	Buford HURLEY II.	0	0.00%	0	0.00%	66	36.07%	66	36.07%
	Cast Votes:	0	0.00%	0	0.00%	183	95.31%	183	95.31%
	Over Votes:	0	0.00%	0	0.00%	0	0.00%	0	0.00%
	Under Votes:	0	0.00%	0	0.00%	9	4.69%	9	4.69%

Precinct Report — Unofficial

PRESIDENTIAL PREFERENCE AND REGULAR PRIMARY — OFFICIAL BALLOT FOR GREENUP COUNTY — May 17, 2016

05/17/2016 07:26 PM

Precincts Reporting 30 of 30 = 100.00%

Total Number of Voters : 4,749 of 0 = 0.00%

Party	Candidate	Absentee		Early		Election		Total	
Precinct C107 (Ballots Cast: 174) Flatwoods #5									
UNITED STATES SENATOR, Vote For 1									
	James R. GOULD	0	0.00%	0	0.00%	3	8.11%	3	8.11%
	Rand PAUL	0	0.00%	0	0.00%	33	89.19%	33	89.19%
	Stephen Howard SLAUGHTER	0	0.00%	0	0.00%	1	2.70%	1	2.70%
	Cast Votes:	0	0.00%	0	0.00%	37	94.87%	37	94.87%
	Over Votes:	0	0.00%	0	0.00%	0	0.00%	0	0.00%
	Under Votes:	0	0.00%	0	0.00%	2	5.13%	2	5.13%
STATE REPRESENTATIVE 98th Representative District, Vote For 1									
	Danny R. BENTLEY	0	0.00%	0	0.00%	16	43.24%	16	43.24%
	[redacted]	[redacted]		[redacted]		[redacted]		[redacted]	
	Cast Votes:	0	0.00%	0	0.00%	37	94.87%	37	94.87%
	Over Votes:	0	0.00%	0	0.00%	0	0.00%	0	0.00%
	Under Votes:	0	0.00%	0	0.00%	2	5.13%	2	5.13%
PRESIDENT of the UNITED STATES, Vote For 1									
	Martin J. O'MALLEY	0	0.00%	0	0.00%	0	0.00%	0	0.00%
	Bernard "Bernie" SANDERS	0	0.00%	0	0.00%	54	41.86%	54	41.86%
	Hillary CLINTON	0	0.00%	0	0.00%	64	49.61%	64	49.61%
	Roque Rocky DE LA FUENTE	0	0.00%	0	0.00%	2	1.55%	2	1.55%
	"UNCOMMITTED"	0	0.00%	0	0.00%	9	6.98%	9	6.98%
	Cast Votes:	0	0.00%	0	0.00%	129	96.27%	129	96.27%
	Over Votes:	0	0.00%	0	0.00%	0	0.00%	0	0.00%
	Under Votes:	0	0.00%	0	0.00%	5	3.73%	5	3.73%
UNITED STATES SENATOR, Vote For 1									
	Ron LEACH	0	0.00%	0	0.00%	19	16.10%	19	16.10%
	Tom RECKTENWALD	0	0.00%	0	0.00%	5	4.24%	5	4.24%
	Grant T. SHORT	0	0.00%	0	0.00%	13	11.02%	13	11.02%
	Sellus WILDER	0	0.00%	0	0.00%	13	11.02%	13	11.02%
	Jim GRAY	0	0.00%	0	0.00%	58	49.15%	58	49.15%
	Rory HOULIHAN	0	0.00%	0	0.00%	2	1.69%	2	1.69%
	Jeff KENDER	0	0.00%	0	0.00%	8	6.78%	8	6.78%
	Cast Votes:	0	0.00%	0	0.00%	118	88.06%	118	88.06%
	Over Votes:	0	0.00%	0	0.00%	0	0.00%	0	0.00%
	Under Votes:	0	0.00%	0	0.00%	16	11.94%	16	11.94%
STATE REPRESENTATIVE 98th Representative District, Vote For 1									
	Lew NICHOLLS	0	0.00%	0	0.00%	115	90.55%	115	90.55%
	[redacted]	[redacted]		[redacted]		[redacted]		[redacted]	
	Cast Votes:	0	0.00%	0	0.00%	127	94.78%	127	94.78%
	Over Votes:	0	0.00%	0	0.00%	0	0.00%	0	0.00%
	Under Votes:	0	0.00%	0	0.00%	7	5.22%	7	5.22%

Precinct Report — Unofficial

PRESIDENTIAL PREFERENCE AND REGULAR PRIMARY — OFFICIAL BALLOT FOR GREENUP COUNTY — May 17, 2016

05/17/2016 07:26 PM

Total Number of Voters : 4,749 of 0 = 0.00%

Precincts Reporting 30 of 30 = 100.00%

Party	Candidate	Absentee		Early		Election		Total	
Precinct C107 (Ballots Cast: 174) Flatwoods #5									
CITY COUNCIL City of Flatwoods Ward #4, Vote For 1									
	Richard E. LEWIS	0	0.00%	0	0.00%	58	34.73%	58	34.73%
	Samantha SALYERS	0	0.00%	0	0.00%	44	26.35%	44	26.35%
	Buford HURLEY II.	0	0.00%	0	0.00%	65	38.92%	65	38.92%
	Cast Votes:	0	0.00%	0	0.00%	167	95.98%	167	95.98%
	Over Votes:	0	0.00%	0	0.00%	0	0.00%	0	0.00%
	Under Votes:	0	0.00%	0	0.00%	7	4.02%	7	4.02%

Precinct Report — Unofficial

PRESIDENTIAL PREFERENCE AND REGULAR PRIMARY — OFFICIAL BALLOT FOR GREENUP COUNTY — May 17, 2016

05/17/2016 07:26 PM

Precincts Reporting 30 of 30 = 100.00%

Total Number of Voters : 4,749 of 0 = 0.00%

Precinct C108 (Ballots Cast: 180) Kenwood

Party	Candidate	Absentee		Early		Election		Total	
UNITED STATES SENATOR, Vote For 1									
	James R. GOULD	0	0.00%	0	0.00%	3	5.00%	3	5.00%
	Rand PAUL	0	0.00%	0	0.00%	51	85.00%	51	85.00%
	Stephen Howard SLAUGHTER	0	0.00%	0	0.00%	6	10.00%	6	10.00%
	Cast Votes:	0	0.00%	0	0.00%	60	100.00%	60	100.00%
	Over Votes:	0	0.00%	0	0.00%	0	0.00%	0	0.00%
	Under Votes:	0	0.00%	0	0.00%	0	0.00%	0	0.00%
STATE REPRESENTATIVE 98th Representative District, Vote For 1									
	Danny R. BENTLEY	0	0.00%	0	0.00%	27	45.00%	27	45.00%
	[redacted]	[redacted]		[redacted]		[redacted]		[redacted]	
	Cast Votes:	0	0.00%	0	0.00%	60	100.00%	60	100.00%
	Over Votes:	0	0.00%	0	0.00%	0	0.00%	0	0.00%
	Under Votes:	0	0.00%	0	0.00%	0	0.00%	0	0.00%
PRESIDENT of the UNITED STATES, Vote For 1									
	Martin J. O'MALLEY	0	0.00%	0	0.00%	1	0.84%	1	0.84%
	Bernard "Bernie" SANDERS	0	0.00%	0	0.00%	44	36.97%	44	36.97%
	Hillary CLINTON	0	0.00%	0	0.00%	67	56.30%	67	56.30%
	Roque Rocky DE LA FUENTE	0	0.00%	0	0.00%	0	0.00%	0	0.00%
	"UNCOMMITTED"	0	0.00%	0	0.00%	7	5.88%	7	5.88%
	Cast Votes:	0	0.00%	0	0.00%	119	99.17%	119	99.17%
	Over Votes:	0	0.00%	0	0.00%	0	0.00%	0	0.00%
	Under Votes:	0	0.00%	0	0.00%	1	0.83%	1	0.83%
UNITED STATES SENATOR, Vote For 1									
	Ron LEACH	0	0.00%	0	0.00%	9	9.09%	9	9.09%
	Tom RECKTENWALD	0	0.00%	0	0.00%	1	1.01%	1	1.01%
	Grant T. SHORT	0	0.00%	0	0.00%	8	8.08%	8	8.08%
	Sellus WILDER	0	0.00%	0	0.00%	15	15.15%	15	15.15%
	Jim GRAY	0	0.00%	0	0.00%	59	59.60%	59	59.60%
	Rory HOULIHAN	0	0.00%	0	0.00%	4	4.04%	4	4.04%
	Jeff KENDER	0	0.00%	0	0.00%	3	3.03%	3	3.03%
	Cast Votes:	0	0.00%	0	0.00%	99	82.50%	99	82.50%
	Over Votes:	0	0.00%	0	0.00%	0	0.00%	0	0.00%
	Under Votes:	0	0.00%	0	0.00%	21	17.50%	21	17.50%
STATE REPRESENTATIVE 98th Representative District, Vote For 1									
	Lew NICHOLLS	0	0.00%	0	0.00%	107	92.24%	107	92.24%
	[redacted]	[redacted]		[redacted]		[redacted]		[redacted]	
	Cast Votes:	0	0.00%	0	0.00%	116	96.67%	116	96.67%
	Over Votes:	0	0.00%	0	0.00%	0	0.00%	0	0.00%
	Under Votes:	0	0.00%	0	0.00%	4	3.33%	4	3.33%

Precinct Report — Unofficial

PRESIDENTIAL PREFERENCE AND REGULAR PRIMARY — OFFICIAL BALLOT FOR GREENUP COUNTY — May 17, 2016

05/17/2016 07:26 PM

Precincts Reporting 30 of 30 = 100.00%

Total Number of Voters : 4,749 of 0 = 0.00%

Party	Candidate	Absentee		Early		Election		Total	
Precinct C109 (Ballots Cast: 133) Oldtown									
UNITED STATES SENATOR, Vote For 1									
	James R. GOULD	0	0.00%	0	0.00%	2	8.70%	2	8.70%
	Rand PAUL	0	0.00%	0	0.00%	20	86.96%	20	86.96%
	Stephen Howard SLAUGHTER	0	0.00%	0	0.00%	1	4.35%	1	4.35%
	Cast Votes:	0	0.00%	0	0.00%	23	100.00%	23	100.00%
	Over Votes:	0	0.00%	0	0.00%	0	0.00%	0	0.00%
	Under Votes:	0	0.00%	0	0.00%	0	0.00%	0	0.00%
STATE REPRESENTATIVE 98th Representative District, Vote For 1									
	Danny R. BENTLEY	0	0.00%	0	0.00%	8	40.00%	8	40.00%
	[redacted]	[redacted]		[redacted]		[redacted]		[redacted]	
	Cast Votes:	0	0.00%	0	0.00%	20	86.96%	20	86.96%
	Over Votes:	0	0.00%	0	0.00%	0	0.00%	0	0.00%
	Under Votes:	0	0.00%	0	0.00%	3	13.04%	3	13.04%
PRESIDENT of the UNITED STATES, Vote For 1									
	Martin J. O'MALLEY	0	0.00%	0	0.00%	3	2.75%	3	2.75%
	Bernard "Bernie" SANDERS	0	0.00%	0	0.00%	57	52.29%	57	52.29%
	Hillary CLINTON	0	0.00%	0	0.00%	37	33.94%	37	33.94%
	Roque Rocky DE LA FUENTE	0	0.00%	0	0.00%	2	1.83%	2	1.83%
	"UNCOMMITTED"	0	0.00%	0	0.00%	10	9.17%	10	9.17%
	Cast Votes:	0	0.00%	0	0.00%	109	99.09%	109	99.09%
	Over Votes:	0	0.00%	0	0.00%	0	0.00%	0	0.00%
	Under Votes:	0	0.00%	0	0.00%	1	0.91%	1	0.91%
UNITED STATES SENATOR, Vote For 1									
	Ron LEACH	0	0.00%	0	0.00%	24	25.81%	24	25.81%
	Tom RECKTENWALD	0	0.00%	0	0.00%	4	4.30%	4	4.30%
	Grant T. SHORT	0	0.00%	0	0.00%	6	6.45%	6	6.45%
	Sellus WILDER	0	0.00%	0	0.00%	12	12.90%	12	12.90%
	Jim GRAY	0	0.00%	0	0.00%	37	39.78%	37	39.78%
	Rory HOULIHAN	0	0.00%	0	0.00%	4	4.30%	4	4.30%
	Jeff KENDER	0	0.00%	0	0.00%	6	6.45%	6	6.45%
	Cast Votes:	0	0.00%	0	0.00%	93	84.55%	93	84.55%
	Over Votes:	0	0.00%	0	0.00%	0	0.00%	0	0.00%
	Under Votes:	0	0.00%	0	0.00%	17	15.45%	17	15.45%
STATE REPRESENTATIVE 98th Representative District, Vote For 1									
	Lew NICHOLLS	0	0.00%	0	0.00%	87	84.47%	87	84.47%
	[redacted]	[redacted]		[redacted]		[redacted]		[redacted]	
	Cast Votes:	0	0.00%	0	0.00%	103	93.64%	103	93.64%
	Over Votes:	0	0.00%	0	0.00%	0	0.00%	0	0.00%
	Under Votes:	0	0.00%	0	0.00%	7	6.36%	7	6.36%

Precinct Report — Unofficial

PRESIDENTIAL PREFERENCE AND REGULAR PRIMARY — OFFICIAL BALLOT FOR GREENUP COUNTY — May 17, 2016

05/17/2016 07:26 PM

Precincts Reporting 30 of 30 = 100.00%

Total Number of Voters : 4,749 of 0 = 0.00%

Party	Candidate	Absentee		Early		Election		Total	
Precinct C110 (Ballots Cast: 147) Hunnewell									
UNITED STATES SENATOR, Vote For 1									
	James R. GOULD	0	0.00%	0	0.00%	3	10.34%	3	10.34%
	Rand PAUL	0	0.00%	0	0.00%	25	86.21%	25	86.21%
	Stephen Howard SLAUGHTER	0	0.00%	0	0.00%	1	3.45%	1	3.45%
	Cast Votes:	0	0.00%	0	0.00%	29	100.00%	29	100.00%
	Over Votes:	0	0.00%	0	0.00%	0	0.00%	0	0.00%
	Under Votes:	0	0.00%	0	0.00%	0	0.00%	0	0.00%
STATE REPRESENTATIVE 98th Representative District, Vote For 1									
	Danny R. BENTLEY	0	0.00%	0	0.00%	14	58.33%	14	58.33%
	[redacted]	[redacted]		[redacted]		[redacted]		[redacted]	
	Cast Votes:	0	0.00%	0	0.00%	24	82.76%	24	82.76%
	Over Votes:	0	0.00%	0	0.00%	0	0.00%	0	0.00%
	Under Votes:	0	0.00%	0	0.00%	5	17.24%	5	17.24%
PRESIDENT of the UNITED STATES, Vote For 1									
	Martin J. O'MALLEY	0	0.00%	0	0.00%	1	0.85%	1	0.85%
	Bernard "Bernie" SANDERS	0	0.00%	0	0.00%	53	45.30%	53	45.30%
	Hillary CLINTON	0	0.00%	0	0.00%	58	49.57%	58	49.57%
	Roque Rocky DE LA FUENTE	0	0.00%	0	0.00%	0	0.00%	0	0.00%
	"UNCOMMITTED"	0	0.00%	0	0.00%	5	4.27%	5	4.27%
	Cast Votes:	0	0.00%	0	0.00%	117	99.15%	117	99.15%
	Over Votes:	0	0.00%	0	0.00%	0	0.00%	0	0.00%
	Under Votes:	0	0.00%	0	0.00%	1	0.85%	1	0.85%
UNITED STATES SENATOR, Vote For 1									
	Ron LEACH	0	0.00%	0	0.00%	19	20.43%	19	20.43%
	Tom RECKTENWALD	0	0.00%	0	0.00%	8	8.60%	8	8.60%
	Grant T. SHORT	0	0.00%	0	0.00%	7	7.53%	7	7.53%
	Sellus WILDER	0	0.00%	0	0.00%	16	17.20%	16	17.20%
	Jim GRAY	0	0.00%	0	0.00%	37	39.78%	37	39.78%
	Rory HOULIHAN	0	0.00%	0	0.00%	4	4.30%	4	4.30%
	Jeff KENDER	0	0.00%	0	0.00%	2	2.15%	2	2.15%
	Cast Votes:	0	0.00%	0	0.00%	93	78.81%	93	78.81%
	Over Votes:	0	0.00%	0	0.00%	0	0.00%	0	0.00%
	Under Votes:	0	0.00%	0	0.00%	25	21.19%	25	21.19%
STATE REPRESENTATIVE 98th Representative District, Vote For 1									
	Lew NICHOLLS	0	0.00%	0	0.00%	109	94.78%	109	94.78%
	[redacted]	[redacted]		[redacted]		[redacted]		[redacted]	
	Cast Votes:	0	0.00%	0	0.00%	115	97.46%	115	97.46%
	Over Votes:	0	0.00%	0	0.00%	0	0.00%	0	0.00%
	Under Votes:	0	0.00%	0	0.00%	3	2.54%	3	2.54%

Precinct Report — Unofficial

PRESIDENTIAL PREFERENCE AND REGULAR PRIMARY — OFFICIAL BALLOT FOR GREENUP COUNTY — May 17, 2016

05/17/2016 07:26 PM

Total Number of Voters : 4,749 of 0 = 0.00%

Precincts Reporting 30 of 30 = 100.00%

Party	Candidate	Absentee		Early		Election		Total	
Precinct AB (Ballots Cast: 167) Absentee									
UNITED STATES SENATOR, Vote For 1									
	James R. GOULD	0	0.00%	0	0.00%	7	14.89%	7	14.89%
	Rand PAUL	0	0.00%	0	0.00%	34	72.34%	34	72.34%
	Stephen Howard SLAUGHTER	0	0.00%	0	0.00%	6	12.77%	6	12.77%
	Cast Votes:	0	0.00%	0	0.00%	47	100.00%	47	100.00%
	Over Votes:	0	0.00%	0	0.00%	0	0.00%	0	0.00%
	Under Votes:	0	0.00%	0	0.00%	0	0.00%	0	0.00%
STATE REPRESENTATIVE 98th Representative District, Vote For 1									
	Danny R. BENTLEY	0	0.00%	0	0.00%	19	47.50%	19	47.50%
	[redacted]	0	0.00%	0	0.00%	21	[redacted]	[redacted]	
	Cast Votes:	0	0.00%	0	0.00%	40	85.11%	40	85.11%
	Over Votes:	0	0.00%	0	0.00%	0	0.00%	0	0.00%
	Under Votes:	0	0.00%	0	0.00%	7	14.89%	7	14.89%
PRESIDENT of the UNITED STATES, Vote For 1									
	Martin J. O'MALLEY	0	0.00%	0	0.00%	4	3.33%	4	3.33%
	Bernard "Bernie" SANDERS	0	0.00%	0	0.00%	43	35.83%	43	35.83%
	Hillary CLINTON	0	0.00%	0	0.00%	63	52.50%	63	52.50%
	Roque Rocky DE LA FUENTE	0	0.00%	0	0.00%	0	0.00%	0	0.00%
	"UNCOMMITTED"	0	0.00%	0	0.00%	10	8.33%	10	8.33%
	Cast Votes:	0	0.00%	0	0.00%	120	100.00%	120	100.00%
	Over Votes:	0	0.00%	0	0.00%	0	0.00%	0	0.00%
	Under Votes:	0	0.00%	0	0.00%	0	0.00%	0	0.00%
UNITED STATES SENATOR, Vote For 1									
	Ron LEACH	0	0.00%	0	0.00%	12	12.50%	12	12.50%
	Tom RECKTENWALD	0	0.00%	0	0.00%	3	3.13%	3	3.13%
	Grant T. SHORT	0	0.00%	0	0.00%	10	10.42%	10	10.42%
	Sellus WILDER	0	0.00%	0	0.00%	13	13.54%	13	13.54%
	Jim GRAY	0	0.00%	0	0.00%	47	48.96%	47	48.96%
	Rory HOULIHAN	0	0.00%	0	0.00%	5	5.21%	5	5.21%
	Jeff KENDER	0	0.00%	0	0.00%	6	6.25%	6	6.25%
	Cast Votes:	0	0.00%	0	0.00%	96	80.00%	96	80.00%
	Over Votes:	0	0.00%	0	0.00%	0	0.00%	0	0.00%
	Under Votes:	0	0.00%	0	0.00%	24	20.00%	24	20.00%
STATE REPRESENTATIVE 98th Representative District, Vote For 1									
	Lew NICHOLLS	0	0.00%	0	0.00%	101	86.32%	101	86.32%
	[redacted]	[redacted]		[redacted]		[redacted]		[redacted]	
	Cast Votes:	0	0.00%	0	0.00%	117	97.50%	117	97.50%
	Over Votes:	0	0.00%	0	0.00%	0	0.00%	0	0.00%
	Under Votes:	0	0.00%	0	0.00%	3	2.50%	3	2.50%

Precinct Report — Unofficial

PRESIDENTIAL PREFERENCE AND REGULAR PRIMARY — OFFICIAL BALLOT FOR GREENUP COUNTY — May 17, 2016

05/17/2016 07:26 PM

Total Number of Voters : 4,749 of 0 = 0.00%

Precincts Reporting 30 of 30 = 100.00%

Party	Candidate	Absentee		Early		Election		Total	
Precinct AB (Ballots Cast: 167)									
	CITY COUNCIL City of Flatwoods Ward #4, Vote For 1								
	Richard E. LEWIS	0	0.00%	0	0.00%	16	41.03%	16	41.03%
	Samentha SALYERS	0	0.00%	0	0.00%	10	25.64%	10	25.64%
	Buford HURLEY II.	0	0.00%	0	0.00%	13	33.33%	13	33.33%
	Cast Votes:	0	0.00%	0	0.00%	39	95.12%	39	95.12%
	Over Votes:	0	0.00%	0	0.00%	0	0.00%	0	0.00%
	Under Votes:	0	0.00%	0	0.00%	2	4.88%	2	4.88%

Cumulative Report — Unofficial

PRESIDENTIAL PREFERENCE AND REGULAR PRIMARY — OFFICIAL BALLOT FOR GREENUP COUNTY — May 17, 2016

05/17/2016 07:26 PM

Total Number of Voters : 4,749 of 0 = 0.00%

Precincts Reporting 30 of 30 = 100.00%

Party	Candidate	Absentee		Early		Election		Total	
UNITED STATES SENATOR, Vote For 1									
	James R. GOULD	0	0.00%	0	0.00%	146	12.26%	146	12.26%
	Rand PAUL	0	0.00%	0	0.00%	975	81.86%	975	81.86%
	Stephen Howard SLAUGHTER	0	0.00%	0	0.00%	70	5.88%	70	5.88%
	Cast Votes:	0	0.00%	0	0.00%	1,191	98.51%	1,191	98.51%
	Over Votes:	0	0.00%	0	0.00%	0	0.00%	0	0.00%
	Under Votes:	0	0.00%	0	0.00%	18	1.49%	18	1.49%
STATE REPRESENTATIVE 98th Representative District, Vote For 1									
	Danny R. BENTLEY	0	0.00%	0	0.00%	504	44.64%	504	44.64%
	[redacted]	0	0.00%	0	0.00%	625	55.36%	[redacted]	
	Cast Votes:	0	0.00%	0	0.00%	1,129	93.38%	1,129	93.38%
	Over Votes:	0	0.00%	0	0.00%	0	0.00%	0	0.00%
	Under Votes:	0	0.00%	0	0.00%	80	6.62%	80	6.62%
PRESIDENT of the UNITED STATES, Vote For 1									
	Martin J. O'MALLEY	0	0.00%	0	0.00%	54	1.56%	54	1.56%
	Bernard "Bernie" SANDERS	0	0.00%	0	0.00%	1,655	47.74%	1,655	47.74%
	Hillary CLINTON	0	0.00%	0	0.00%	1,517	43.76%	1,517	43.76%
	Roque Rocky DE LA FUENTE	0	0.00%	0	0.00%	12	0.35%	12	0.35%
	"UNCOMMITTED"	0	0.00%	0	0.00%	229	6.61%	229	6.61%
	Cast Votes:	0	0.00%	0	0.00%	3,467	98.44%	3,467	98.44%
	Over Votes:	0	0.00%	0	0.00%	0	0.00%	0	0.00%
	Under Votes:	0	0.00%	0	0.00%	55	1.56%	55	1.56%
UNITED STATES SENATOR, Vote For 1									
	Ron LEACH	0	0.00%	0	0.00%	513	17.41%	513	17.41%
	Tom RECKTENWALD	0	0.00%	0	0.00%	133	4.51%	133	4.51%
	Grant T. SHORT	0	0.00%	0	0.00%	252	8.55%	252	8.55%
	Sellus WILDER	0	0.00%	0	0.00%	434	14.73%	434	14.73%
	Jim GRAY	0	0.00%	0	0.00%	1,319	44.76%	1,319	44.76%
	Rory HOULIHAN	0	0.00%	0	0.00%	87	2.95%	87	2.95%
	Jeff KENDER	0	0.00%	0	0.00%	209	7.09%	209	7.09%
	Cast Votes:	0	0.00%	0	0.00%	2,947	83.67%	2,947	83.67%
	Over Votes:	0	0.00%	0	0.00%	0	0.00%	0	0.00%
	Under Votes:	0	0.00%	0	0.00%	575	16.33%	575	16.33%

GREENUP COUNTY
ER3 PG208

Cumulative Report — Unofficial

PRESIDENTIAL PREFERENCE AND REGULAR PRIMARY — OFFICIAL BALLOT FOR GREENUP COUNTY — May 17, 2016

05/17/2016 07:26 PM

Total Number of Voters : 4,749 of 0 = 0.00%

Precincts Reporting 30 of 30 = 100.00%

Party	Candidate	Absentee		Early		Election		Total	
STATE REPRESENTATIVE 98th Representative District, Vote For 1									
	Lew NICHOLLS	0	0.00%	0	0.00%	3,006	89.44%	3,006	89.44%
	[redacted]	0	[redacted]	0	[redacted]				
	Cast Votes:	0	0.00%	0	0.00%	3,361	95.43%	3,361	95.43%
	Over Votes:	0	0.00%	0	0.00%	1	0.03%	1	0.03%
	Under Votes:	0	0.00%	0	0.00%	160	4.54%	160	4.54%
CITY COUNCIL City of Flatwoods Ward #4, Vote For 1									
	Richard E. LEWIS	0	0.00%	0	0.00%	359	35.79%	359	35.79%
	Samantha SALYERS	0	0.00%	0	0.00%	290	28.91%	290	28.91%
	Buford HURLEY II.	0	0.00%	0	0.00%	354	35.29%	354	35.29%
	Cast Votes:	0	0.00%	0	0.00%	1,003	94.80%	1,003	94.80%
	Over Votes:	0	0.00%	0	0.00%	0	0.00%	0	0.00%
	Under Votes:	0	0.00%	0	0.00%	55	5.20%	55	5.20%

GREENUP COUNTY ER3 PG209

2016 HANCOCK COUNTY RECAPULATION SHEET MAY 17, 2016

	UNITED STATES SENATOR REPUBLICAN				PRESIDENT OF THE UNITED STATES DEMOCRAT				UNITED STATES SENATOR DEMOCRAT							
	RAND PAUL	STEPHEN HOWARD SLAUGHTER	JAMES R GOULD	MARTIN J OMALLEY	BERNARD "BERNIE" SANDERS	HILLARY CLINTON	ROQUE ROCKY DE LA FUENTE	UNCOMMITTED	RORY HOULIHAN	JEFF KENDER	RON LEACH	TOM RECKTENWALD	GRANT T SHORT	SELLUS WILDER	JIM GRAY	TOTAL
A101 WEST LEWISPORT	20	3	2	4	50	59	1	10	9	10	16	3	3	9	64	263
ESLATE	0	0	0	0	0	0	0	0	0	0	0	0	0	0	0	0
ESCAN	20	3	2	4	50	59	1	10	9	10	16	3	3	9	64	263
A102 EAST LEWISPORT	22	3	5	2	87	77	0	8	3	11	35	4	8	14	86	365
ESLATE	0	0	0	0	0	0	0	0	0	0	0	0	0	0	0	
ESCAN	22	3	5	2	87	77	0	8	3	11	35	4	8	14	86	365
B101 YELLOW CREEK	9	0	2	4	63	56	1	5	2	6	23	3	6	11	64	255
ESLATE	0	0	0	0	0	1	0	0	0	0	0	0	0	0	1	2
ESCAN	9	0	2	4	63	55	1	5	2	6	23	3	6	11	63	253
B102 UTILITY	41	3	3	1	53	40	1	12	4	5	12	3	3	3	58	242
ESLATE	0	0	0	0	0	0	0	0	0	0	0	0	0	0	0	0
ESCAN	41	3	3	1	53	40	1	12	4	5	12	3	3	3	58	242
B103 CHAMBERS	10	1	4	2	33	32	0	9	3	1	14	0	2	6	42	159
ESLATE	0	0	0	0	0	0	0	0	0	0	0	0	0	0	0	0
ESCAN	10	1	4	2	33	32	0	9	3	1	14	0	2	6	42	159
C101 WEST HAWESVILLE	50	2	0	2	89	80	1	9	7	9	28	6	5	13	91	392
ESLATE	0	0	0	0	0	0	0	0	0	0	0	0	0	0	0	0
ESCAN	50	2	0	2	89	80	1	9	7	9	28	6	5	13	91	392
C102 EAST HAWESVILLE	28	11	5	0	58	64	0	9	2	6	25	7	4	9	67	295
ESLATE	0	0	0	0	0	0	0	0	0	0	0	0	0	0	0	0
ESCAN	28	11	5	0	58	64	0	9	2	6	25	7	4	9	67	295
D101 INDIAN CREEK	32	3	3	1	31	27	0	3	4	4	14	1	1	0	29	153
ESLATE	0	0	0	0	0	0	0	0	0	0	0	0	0	0	0	0
ESCAN	32	3	3	1	31	27	0	3	4	4	14	1	1	0	29	153
D102 PELLVILLE	49	0	6	1	59	21	0	2	1	8	21	1	0	7	33	209
ESLATE	2	0	0	0	1	0	0	0	0	0	1	0	0	0	0	4
ESCAN	47	0	6	1	58	21	0	2	1	8	20	1	0	7	33	205
D103 BOLING CHAPEL	27	5	5	0	35	21	0	2	1	6	19	1	0	0	25	147
ESLATE	0	0	0	0	1	2	0	0	0	0	3	0	0	0	0	6
ESCAN	27	5	5	0	34	19	0	2	1	6	16	1	0	0	25	141
ABSENTEE	17	0	1	0	15	14	0	0	0	2	6	1	2	1	16	75
MAIL-IN - PAPER	2	0	0	0	5	7	0	0	0	2	1	0	1	0	8	26
WALK-IN - MACHINE	15	0	1	0	10	7	0	0	0	0	5	1	1	1	8	49
GRAND TOTAL	**305**	**31**	**36**	**17**	**573**	**491**	**4**	**69**	**36**	**68**	**213**	**30**	**34**	**73**	575	2555

RECEIVED
MAY 27 2016
State Board of Elections

Walk-IN + Mail-In

Cumulative Report — Unofficial

PRESIDENTIAL PREFERENCE AND REGULAR PRIMARY — OFFICIAL BALLOT FOR HARDIN COUNTY — May 17, 2016

05/17/2016 06:13 PM

Total Number of Voters : 371 of 0 = 0.00%

Precincts Reporting 1 of 61 = 1.64%

Party	Candidate	Absentee		Early		Election		Total	
UNITED STATES SENATOR, Vote For 1									
	Rand PAUL	0	0.00%	0	0.00%	116	86.57%	116	86.57%
	Stephen Howard SLAUGHTER	0	0.00%	0	0.00%	9	6.72%	9	6.72%
	James R. GOULD	0	0.00%	0	0.00%	9	6.72%	9	6.72%
	Cast Votes:	0	0.00%	0	0.00%	134	99.26%	134	99.26%
	Over Votes:	0	0.00%	0	0.00%	0	0.00%	0	0.00%
	Under Votes:	0	0.00%	0	0.00%	1	0.74%	1	0.74%
STATE REPRESENTATIVE 26th Representative District, Vote For 1									
	Russell WEBBER	0	0.00%	0	0.00%	6	75.00%	6	75.00%
	Brenda "Susie" BOARD	0	0.00%	0	0.00%	2	25.00%	2	25.00%
	Cast Votes:	0	0.00%	0	0.00%	8	88.89%	8	88.89%
	Over Votes:	0	0.00%	0	0.00%	0	0.00%	0	0.00%
	Under Votes:	0	0.00%	0	0.00%	1	11.11%	1	11.11%
PRESIDENT of the UNITED STATES, Vote For 1									
	Martin J. O'MALLEY	0	0.00%	0	0.00%	1	0.43%	1	0.43%
	Bernard "Bernie" SANDERS	0	0.00%	0	0.00%	89	38.20%	89	38.20%
	Hillary CLINTON	0	0.00%	0	0.00%	130	55.79%	130	55.79%
	Roque Rocky DE LA FUENTE	0	0.00%	0	0.00%	0	0.00%	0	0.00%
	"UNCOMMITTED"	0	0.00%	0	0.00%	13	5.58%	13	5.58%
	Cast Votes:	0	0.00%	0	0.00%	233	99.15%	233	99.15%
	Over Votes:	0	0.00%	0	0.00%	0	0.00%	0	0.00%
	Under Votes:	0	0.00%	0	0.00%	2	0.85%	2	0.85%
UNITED STATES SENATOR, Vote For 1									
	Rory HOULIHAN	0	0.00%	0	0.00%	12	5.77%	12	5.77%
	Jeff KENDER	0	0.00%	0	0.00%	6	2.88%	6	2.88%
	Ron LEACH	0	0.00%	0	0.00%	56	26.92%	56	26.92%
	Tom RECKTENWALD	0	0.00%	0	0.00%	12	5.77%	12	5.77%
	Grant T. SHORT	0	0.00%	0	0.00%	14	6.73%	14	6.73%
	Sellus WILDER	0	0.00%	0	0.00%	28	13.46%	28	13.46%
	Jim GRAY	0	0.00%	0	0.00%	80	38.46%	80	38.46%
	Cast Votes:	0	0.00%	0	0.00%	208	88.51%	208	88.51%
	Over Votes:	0	0.00%	0	0.00%	0	0.00%	0	0.00%
	Under Votes:	0	0.00%	0	0.00%	27	11.49%	27	11.49%

BK0006PG0659

RECEIVED
MAY 26 2016
State Board of Elections

Cumulative Report — Unofficial

PRESIDENTIAL PREFERENCE AND REGULAR PRIMARY — OFFICIAL BALLOT FOR HARDIN COUNTY — May 17, 2016

05/17/2016 06:13 PM

Total Number of Voters : 371 of 0 = 0.00%

Precincts Reporting 1 of 61 = 1.64%

Party	Candidate	Absentee		Early		Election		Total	
CITY COUNCIL City of Radcliff, Vote For 6									
	John FLANAGAN	0	0.00%	0	0.00%	29	8.95%	29	8.95%
	R. Gary SUMMERS	0	0.00%	0	0.00%	11	3.40%	11	3.40%
	Jerry BROWN	0	0.00%	0	0.00%	20	6.17%	20	6.17%
	V. SANDERSON-THOMPSON	0	0.00%	0	0.00%	16	4.94%	16	4.94%
	Aundra Lett JACKSON	0	0.00%	0	0.00%	18	5.56%	18	5.56%
	Edward PARKER	0	0.00%	0	0.00%	13	4.01%	13	4.01%
	Edward L. PALMER SR.	0	0.00%	0	0.00%	41	12.65%	41	12.65%
	Chris YATES	0	0.00%	0	0.00%	34	10.49%	34	10.49%
	Joe PONDER	0	0.00%	0	0.00%	19	5.86%	19	5.86%
	Theresa HUMES	0	0.00%	0	0.00%	7	2.16%	7	2.16%
	Adrian BAMBINI	0	0.00%	0	0.00%	5	1.54%	5	1.54%
	Tanya M. SEABROOKS	0	0.00%	0	0.00%	26	8.02%	26	8.02%
	Kim THOMPSON	0	0.00%	0	0.00%	25	7.72%	25	7.72%
	Stan HOLMES	0	0.00%	0	0.00%	38	11.73%	38	11.73%
	Barbara BAKER	0	0.00%	0	0.00%	22	6.79%	22	6.79%
	Cast Votes:	0	0.00%	0	0.00%	324	66.67%	324	66.67%
	Over Votes:	0	0.00%	0	0.00%	0	0.00%	0	0.00%
	Under Votes:	0	0.00%	0	0.00%	162	33.33%	162	33.33%

BK0006PG0660

Cumulative Report — Unofficial Walk-In Absentee

PRESIDENTIAL PREFERENCE AND REGULAR PRIMARY — OFFICIAL BALLOT FOR HARDIN COUNTY — May 17, 2016

05/17/2016 06:05 PM

Total Number of Voters : 244 of 0 = 0.00%

Precincts Reporting 1 of 61 = 1.64%

Party	Candidate	Absentee		Early		Election		Total	
UNITED STATES SENATOR, Vote For 1									
	Rand PAUL	0	0.00%	0	0.00%	82	88.17%	82	88.17%
	Stephen Howard SLAUGHTER	0	0.00%	0	0.00%	4	4.30%	4	4.30%
	James R. GOULD	0	0.00%	0	0.00%	7	7.53%	7	7.53%
	Cast Votes:	0	0.00%	0	0.00%	93	98.94%	93	98.94%
	Over Votes:	0	0.00%	0	0.00%	0	0.00%	0	0.00%
	Under Votes:	0	0.00%	0	0.00%	1	1.06%	1	1.06%
STATE REPRESENTATIVE 26th Representative District, Vote For 1									
	Russell WEBBER	0	0.00%	0	0.00%	3	75.00%	3	75.00%
	Brenda "Susie" BOARD	0	0.00%	0	0.00%	1	25.00%	1	25.00%
	Cast Votes:	0	0.00%	0	0.00%	4	80.00%	4	80.00%
	Over Votes:	0	0.00%	0	0.00%	0	0.00%	0	0.00%
	Under Votes:	0	0.00%	0	0.00%	1	20.00%	1	20.00%
PRESIDENT of the UNITED STATES, Vote For 1									
	Martin J. O'MALLEY	0	0.00%	0	0.00%	0	0.00%	0	0.00%
	Bernard "Bernie" SANDERS	0	0.00%	0	0.00%	65	43.62%	65	43.62%
	Hillary CLINTON	0	0.00%	0	0.00%	78	52.35%	78	52.35%
	Roque Rocky DE LA FUENTE	0	0.00%	0	0.00%	0	0.00%	0	0.00%
	"UNCOMMITTED"	0	0.00%	0	0.00%	6	4.03%	6	4.03%
	Cast Votes:	0	0.00%	0	0.00%	149	99.33%	149	99.33%
	Over Votes:	0	0.00%	0	0.00%	0	0.00%	0	0.00%
	Under Votes:	0	0.00%	0	0.00%	1	0.67%	1	0.67%
UNITED STATES SENATOR, Vote For 1									
	Rory HOULIHAN	0	0.00%	0	0.00%	9	6.52%	9	6.52%
	Jeff KENDER	0	0.00%	0	0.00%	5	3.62%	5	3.62%
	Ron LEACH	0	0.00%	0	0.00%	36	26.09%	36	26.09%
	Tom RECKTENWALD	0	0.00%	0	0.00%	3	2.17%	3	2.17%
	Grant T. SHORT	0	0.00%	0	0.00%	7	5.07%	7	5.07%
	Sellus WILDER	0	0.00%	0	0.00%	24	17.39%	24	17.39%
	Jim GRAY	0	0.00%	0	0.00%	54	39.13%	54	39.13%
	Cast Votes:	0	0.00%	0	0.00%	138	92.00%	138	92.00%
	Over Votes:	0	0.00%	0	0.00%	0	0.00%	0	0.00%
	Under Votes:	0	0.00%	0	0.00%	12	8.00%	12	8.00%

BK0006PG0661

Cumulative Report — Unofficial

PRESIDENTIAL PREFERENCE AND REGULAR PRIMARY — OFFICIAL BALLOT FOR HARDIN COUNTY — May 17, 2016

05/17/2016 06:05 PM

Total Number of Voters : 244 of 0 = 0.00%

Precincts Reporting 1 of 61 = 1.64%

Party	Candidate	Absentee		Early		Election		Total	
CITY COUNCIL City of Radcliff, Vote For 6									
	John FLANAGAN	0	0.00%	0	0.00%	22	9.78%	22	9.78%
	R. Gary SUMMERS	0	0.00%	0	0.00%	10	4.44%	10	4.44%
	Jerry BROWN	0	0.00%	0	0.00%	12	5.33%	12	5.33%
	V. SANDERSON-THOMPSON	0	0.00%	0	0.00%	12	5.33%	12	5.33%
	Aundra Lett JACKSON	0	0.00%	0	0.00%	12	5.33%	12	5.33%
	Edward PARKER	0	0.00%	0	0.00%	11	4.89%	11	4.89%
	Edward L. PALMER SR.	0	0.00%	0	0.00%	29	12.89%	29	12.89%
	Chris YATES	0	0.00%	0	0.00%	24	10.67%	24	10.67%
	Joe PONDER	0	0.00%	0	0.00%	14	6.22%	14	6.22%
	Theresa HUMES	0	0.00%	0	0.00%	4	1.78%	4	1.78%
	Adrian BAMBINI	0	0.00%	0	0.00%	3	1.33%	3	1.33%
	Tanya M. SEABROOKS	0	0.00%	0	0.00%	18	8.00%	18	8.00%
	Kim THOMPSON	0	0.00%	0	0.00%	16	7.11%	16	7.11%
	Stan HOLMES	0	0.00%	0	0.00%	27	12.00%	27	12.00%
	Barbara BAKER	0	0.00%	0	0.00%	11	4.89%	11	4.89%
	Cast Votes:	0	0.00%	0	0.00%	225	70.75%	225	70.75%
	Over Votes:	0	0.00%	0	0.00%	0	0.00%	0	0.00%
	Under Votes:	0	0.00%	0	0.00%	93	29.25%	93	29.25%

BK0006PG0662

Precinct Turnout — Total Voters — ~~Unofficial~~

PRESIDENTIAL PREFERENCE AND REGULAR PRIMARY — OFFICIAL BALLOT FOR HARDIN COUNTY — May 17, 2016

05/17/2016 09:23 PM

Total Number of Voters : 13,146 of 0 = 0.00%

Precincts Reporting 61 of 61 = 100.00%

Precinct Name	Reg Voters	# Ballots	% Turn Out
AB	0	371	0.00%
A001	0	115	0.00%
A002	0	219	0.00%
A003	0	117	0.00%
A004	0	283	0.00%
A005	0	236	0.00%
A006	0	301	0.00%
A007	0	42	0.00%
A008	0	252	0.00%
A009	0	34	0.00%
A010	0	37	0.00%
B001	0	139	0.00%
B002	0	316	0.00%
B003	0	329	0.00%
B004	0	282	0.00%
B005	0	159	0.00%
B006	0	235	0.00%
C001	0	209	0.00%
C002	0	258	0.00%
C003	0	256	0.00%
C004	0	372	0.00%
C005	0	201	0.00%
C006	0	311	0.00%
C007	0	197	0.00%
D001	0	193	0.00%
D002	0	319	0.00%
D003	0	272	0.00%
D004	0	379	0.00%
D005	0	337	0.00%
D006	0	142	0.00%
E001	0	188	0.00%
E002	0	185	0.00%
E003	0	370	0.00%
E004	0	271	0.00%
E005	0	243	0.00%
E006	0	109	0.00%
F001	0	246	0.00%
F002	0	229	0.00%

BK0006PG0663

OFFICIAL

Precinct Turnout — Total Voters — ~~Unofficial~~

PRESIDENTIAL PREFERENCE AND REGULAR PRIMARY — OFFICIAL BALLOT FOR HARDIN COUNTY — May 17, 2016

05/17/2016 09:23 PM

Total Number of Voters : 13,146 of 0 = 0.00%

Precincts Reporting 61 of 61 = 100.00%

Precinct Name	Reg Voters	# Ballots	% Turn Out
F003	0	337	0.00%
F004	0	320	0.00%
F005	0	245	0.00%
F006	0	224	0.00%
F007	0	146	0.00%
F008	0	20	0.00%
G001	0	121	0.00%
G002	0	158	0.00%
G003	0	133	0.00%
G004	0	127	0.00%
G005	0	17	0.00%
G006	0	314	0.00%
G007	0	191	0.00%
G008	0	222	0.00%
G009	0	219	0.00%
H001	0	259	0.00%
H002	0	60	0.00%
H003	0	18	0.00%
H004	0	240	0.00%
H005	0	323	0.00%
H006	0	242	0.00%
H007	0	274	0.00%
H008	0	182	0.00%

BK0006PG0664

OFFICIAL

Precinct Turnout — Total Voters — ~~Unofficial~~

PRESIDENTIAL PREFERENCE AND REGULAR PRIMARY — OFFICIAL BALLOT FOR HARDIN COUNTY — May 17, 2016

05/17/2016 09:23 PM

Total Number of Voters : 13,146 of 0 = 0.00%

Precincts Reporting 61 of 61 = 100.00%

Precinct Name	Reg Voters	# Ballots	% Turn Out	Precinct Name	Reg Voters	# Ballots	% Turn Out
Totals:	0	13,146	0.00%				

BK0006PG0665

OFFICIAL

Cumulative Report — ~~Unofficial~~

PRESIDENTIAL PREFERENCE AND REGULAR PRIMARY — OFFICIAL BALLOT FOR HARDIN COUNTY — May 17, 2016

05/17/2016 09:24 PM

Total Number of Voters : 13,146 of 0 = 0.00%

Precincts Reporting 61 of 61 = 100.00%

Party	Candidate	Absentee		Early		Election		Total	
UNITED STATES SENATOR, Vote For 1									
	Rand PAUL	0	0.00%	0	0.00%	3,263	85.91%	3,263	85.91%
	Stephen Howard SLAUGHTER	0	0.00%	0	0.00%	277	7.29%	277	7.29%
	James R. GOULD	0	0.00%	0	0.00%	258	6.79%	258	6.79%
	Cast Votes:	0	0.00%	0	0.00%	3,798	99.14%	3,798	99.14%
STATE REPRESENTATIVE 26th Representative District, Vote For 1									
	Russell WEBBER	0	0.00%	0	0.00%	191	77.96%	191	77.96%
	Brenda "Susie" BOARD	0	0.00%	0	0.00%	54	22.04%	54	22.04%
	Cast Votes:	0	0.00%	0	0.00%	245	91.42%	245	91.42%
PRESIDENT of the UNITED STATES, Vote For 1									
	Martin J. O'MALLEY	0	0.00%	0	0.00%	113	1.24%	113	1.24%
	Bernard "Bernie" SANDERS	0	0.00%	0	0.00%	4,208	46.17%	4,208	46.17%
	Hillary CLINTON	0	0.00%	0	0.00%	4,359	47.82%	4,359	47.82%
	Roque Rocky DE LA FUENTE	0	0.00%	0	0.00%	29	0.32%	29	0.32%
	"UNCOMMITTED"	0	0.00%	0	0.00%	406	4.45%	406	4.45%
	Cast Votes:	0	0.00%	0	0.00%	9,115	99.15%	9,115	99.15%
UNITED STATES SENATOR, Vote For 1									
	Rory HOULIHAN	0	0.00%	0	0.00%	446	5.37%	446	5.37%
	Jeff KENDER	0	0.00%	0	0.00%	488	5.88%	488	5.88%
	Ron LEACH	0	0.00%	0	0.00%	1,598	19.26%	1,598	19.26%
	Tom RECKTENWALD	0	0.00%	0	0.00%	307	3.70%	307	3.70%
	Grant T. SHORT	0	0.00%	0	0.00%	598	7.21%	598	7.21%
	Sellus WILDER	0	0.00%	0	0.00%	737	8.88%	737	8.88%
	Jim GRAY	0	0.00%	0	0.00%	4,125	49.70%	4,125	49.70%
	Cast Votes:	0	0.00%	0	0.00%	8,299	90.28%	8,299	90.28%

BK0006PG0666

Cumulative Report — ~~Unofficial~~

PRESIDENTIAL PREFERENCE AND REGULAR PRIMARY — OFFICIAL BALLOT FOR HARDIN COUNTY — May 17, 2016

05/17/2016 09:24 PM

Total Number of Voters : 13,146 of 0 = 0.00%

Precincts Reporting 61 of 61 = 100.00%

Party	Candidate	Absentee		Early		Election		Total	
CITY COUNCIL City of Radcliff, Vote For 6									
	John FLANAGAN	0	0.00%	0	0.00%	826	6.52%	826	6.52%
	R. Gary SUMMERS	0	0.00%	0	0.00%	438	3.46%	438	3.46%
	Jerry BROWN	0	0.00%	0	0.00%	1,011	7.99%	1,011	7.99%
	V. SANDERSON-THOMPSON	0	0.00%	0	0.00%	528	4.17%	528	4.17%
	Aundra Lett JACKSON	0	0.00%	0	0.00%	716	5.66%	716	5.66%
	Edward PARKER	0	0.00%	0	0.00%	563	4.45%	563	4.45%
	Edward L. PALMER SR.	0	0.00%	0	0.00%	1,319	10.42%	1,319	10.42%
	Chris YATES	0	0.00%	0	0.00%	1,288	10.17%	1,288	10.17%
	Joe PONDER	0	0.00%	0	0.00%	707	5.58%	707	5.58%
	Theresa HUMES	0	0.00%	0	0.00%	609	4.81%	609	4.81%
	Adrian BAMBINI	0	0.00%	0	0.00%	293	2.31%	293	2.31%
	Tanya M. SEABROOKS	0	0.00%	0	0.00%	1,001	7.91%	1,001	7.91%
	Kim THOMPSON	0	0.00%	0	0.00%	978	7.72%	978	7.72%
	Stan HOLMES	0	0.00%	0	0.00%	1,394	11.01%	1,394	11.01%
	Barbara BAKER	0	0.00%	0	0.00%	990	7.82%	990	7.82%
	Cast Votes:	0	0.00%	0	0.00%	12,661	74.04%	12,661	74.04%

BK0006PG0667

Precinct Report — Unofficial

PRESIDENTIAL PREFERENCE AND REGULAR PRIMARY — OFFICIAL BALLOT FOR HARDIN COUNTY — May 17, 2016

05/17/2016 09:26 PM

Total Number of Voters : 13,146 of 0 = 0.00%

Precincts Reporting 61 of 61 = 100.00%

Party	Candidate	Absentee		Early		Election		Total	
Precinct AB (Ballots Cast: 371)									
UNITED STATES SENATOR, Vote For 1									
	Rand PAUL	0	0.00%	0	0.00%	116	86.57%	116	86.57%
	Stephen Howard SLAUGHTER	0	0.00%	0	0.00%	9	6.72%	9	6.72%
	James R. GOULD	0	0.00%	0	0.00%	9	6.72%	9	6.72%
	Cast Votes:	0	0.00%	0	0.00%	134	99.26%	134	99.26%
STATE REPRESENTATIVE 26th Representative District, Vote For 1									
	Russell WEBBER	0	0.00%	0	0.00%	6	75.00%	6	75.00%
	Brenda "Susie" BOARD	0	0.00%	0	0.00%	2	25.00%	2	25.00%
	Cast Votes:	0	0.00%	0	0.00%	8	88.89%	8	88.89%
PRESIDENT of the UNITED STATES, Vote For 1									
	Martin J. O'MALLEY	0	0.00%	0	0.00%	1	0.43%	1	0.43%
	Bernard "Bernie" SANDERS	0	0.00%	0	0.00%	89	38.20%	89	38.20%
	Hillary CLINTON	0	0.00%	0	0.00%	130	55.79%	130	55.79%
	Roque Rocky DE LA FUENTE	0	0.00%	0	0.00%	0	0.00%	0	0.00%
	"UNCOMMITTED"	0	0.00%	0	0.00%	13	5.58%	13	5.58%
	Cast Votes:	0	0.00%	0	0.00%	233	99.15%	233	99.15%
UNITED STATES SENATOR, Vote For 1									
	Rory HOULIHAN	0	0.00%	0	0.00%	12	5.77%	12	5.77%
	Jeff KENDER	0	0.00%	0	0.00%	6	2.88%	6	2.88%
	Ron LEACH	0	0.00%	0	0.00%	56	26.92%	56	26.92%
	Tom RECKTENWALD	0	0.00%	0	0.00%	12	5.77%	12	5.77%
	Grant T. SHORT	0	0.00%	0	0.00%	14	6.73%	14	6.73%
	Sellus WILDER	0	0.00%	0	0.00%	28	13.46%	28	13.46%
	Jim GRAY	0	0.00%	0	0.00%	80	38.46%	80	38.46%
	Cast Votes:	0	0.00%	0	0.00%	208	88.51%	208	88.51%
CITY COUNCIL City of Radcliff, Vote For 6									
	John FLANAGAN	0	0.00%	0	0.00%	29	8.95%	29	8.95%
	R. Gary SUMMERS	0	0.00%	0	0.00%	11	3.40%	11	3.40%
	Jerry BROWN	0	0.00%	0	0.00%	20	6.17%	20	6.17%
	V. SANDERSON-THOMPSON	0	0.00%	0	0.00%	16	4.94%	16	4.94%
	Aundra Lett JACKSON	0	0.00%	0	0.00%	18	5.56%	18	5.56%
	Edward PARKER	0	0.00%	0	0.00%	13	4.01%	13	4.01%
	Edward L. PALMER SR.	0	0.00%	0	0.00%	41	12.65%	41	12.65%
	Chris YATES	0	0.00%	0	0.00%	34	10.49%	34	10.49%
	Joe PONDER	0	0.00%	0	0.00%	19	5.86%	19	5.86%
	Theresa HUMES	0	0.00%	0	0.00%	7	2.16%	7	2.16%
	Adrian BAMBINI	0	0.00%	0	0.00%	5	1.54%	5	1.54%
	Tanya M. SEABROOKS	0	0.00%	0	0.00%	26	8.02%	26	8.02%
	Kim THOMPSON	0	0.00%	0	0.00%	25	7.72%	25	7.72%
	Stan HOLMES	0	0.00%	0	0.00%	38	11.73%	38	11.73%
	Barbara BAKER	0	0.00%	0	0.00%	22	6.79%	22	6.79%
	Cast Votes:	0	0.00%	0	0.00%	324	66.67%	324	66.67%

BK0006PG0668

Precinct Report — Unofficial

PRESIDENTIAL PREFERENCE AND REGULAR PRIMARY — OFFICIAL BALLOT FOR HARDIN COUNTY — May 17, 2016

05/17/2016 09:26 PM

Total Number of Voters : 13,146 of 0 = 0.00%

Precincts Reporting 61 of 61 = 100.00%

Party	Candidate	Absentee		Early		Election		Total	
Precinct A001 (Ballots Cast: 115)									
UNITED STATES SENATOR, Vote For 1									
	Rand PAUL	0	0.00%	0	0.00%	34	91.89%	34	91.89%
	Stephen Howard SLAUGHTER	0	0.00%	0	0.00%	1	2.70%	1	2.70%
	James R. GOULD	0	0.00%	0	0.00%	2	5.41%	2	5.41%
	Cast Votes:	0	0.00%	0	0.00%	37	100.00%	37	100.00%
PRESIDENT of the UNITED STATES, Vote For 1									
	Martin J. O'MALLEY	0	0.00%	0	0.00%	0	0.00%	0	0.00%
	Bernard "Bernie" SANDERS	0	0.00%	0	0.00%	29	37.18%	29	37.18%
	Hillary CLINTON	0	0.00%	0	0.00%	44	56.41%	44	56.41%
	Roque Rocky DE LA FUENTE	0	0.00%	0	0.00%	0	0.00%	0	0.00%
	"UNCOMMITTED"	0	0.00%	0	0.00%	5	6.41%	5	6.41%
	Cast Votes:	0	0.00%	0	0.00%	78	100.00%	78	100.00%
UNITED STATES SENATOR, Vote For 1									
	Rory HOULIHAN	0	0.00%	0	0.00%	4	5.48%	4	5.48%
	Jeff KENDER	0	0.00%	0	0.00%	1	1.37%	1	1.37%
	Ron LEACH	0	0.00%	0	0.00%	18	24.66%	18	24.66%
	Tom RECKTENWALD	0	0.00%	0	0.00%	7	9.59%	7	9.59%
	Grant T. SHORT	0	0.00%	0	0.00%	5	6.85%	5	6.85%
	Sellus WILDER	0	0.00%	0	0.00%	3	4.11%	3	4.11%
	Jim GRAY	0	0.00%	0	0.00%	35	47.95%	35	47.95%
	Cast Votes:	0	0.00%	0	0.00%	73	93.59%	73	93.59%

BK0006PG0669

Precinct Report — Unofficial

PRESIDENTIAL PREFERENCE AND REGULAR PRIMARY — OFFICIAL BALLOT FOR HARDIN COUNTY — May 17, 2016

05/17/2016 09:26 PM

Total Number of Voters : 13,146 of 0 = 0.00%

Precincts Reporting 61 of 61 = 100.00%

Party	Candidate	Absentee		Early		Election		Total	
Precinct A002 (Ballots Cast: 219)									
UNITED STATES SENATOR, Vote For 1									
	Rand PAUL	0	0.00%	0	0.00%	36	78.26%	36	78.26%
	Stephen Howard SLAUGHTER	0	0.00%	0	0.00%	6	13.04%	6	13.04%
	James R. GOULD	0	0.00%	0	0.00%	4	8.70%	4	8.70%
	Cast Votes:	0	0.00%	0	0.00%	46	100.00%	46	100.00%
PRESIDENT of the UNITED STATES, Vote For 1									
	Martin J. O'MALLEY	0	0.00%	0	0.00%	2	1.27%	2	1.27%
	Bernard "Bernie" SANDERS	0	0.00%	0	0.00%	56	35.67%	56	35.67%
	Hillary CLINTON	0	0.00%	0	0.00%	87	55.41%	87	55.41%
	Roque Rocky DE LA FUENTE	0	0.00%	0	0.00%	0	0.00%	0	0.00%
	"UNCOMMITTED"	0	0.00%	0	0.00%	12	7.64%	12	7.64%
	Cast Votes:	0	0.00%	0	0.00%	157	96.32%	157	96.32%
UNITED STATES SENATOR, Vote For 1									
	Rory HOULIHAN	0	0.00%	0	0.00%	7	5.04%	7	5.04%
	Jeff KENDER	0	0.00%	0	0.00%	11	7.91%	11	7.91%
	Ron LEACH	0	0.00%	0	0.00%	44	31.65%	44	31.65%
	Tom RECKTENWALD	0	0.00%	0	0.00%	3	2.16%	3	2.16%
	Grant T. SHORT	0	0.00%	0	0.00%	17	12.23%	17	12.23%
	Sellus WILDER	0	0.00%	0	0.00%	12	8.63%	12	8.63%
	Jim GRAY	0	0.00%	0	0.00%	45	32.37%	45	32.37%
	Cast Votes:	0	0.00%	0	0.00%	139	85.28%	139	85.28%
CITY COUNCIL City of Radcliff, Vote For 6									
	John FLANAGAN	0	0.00%	0	0.00%	73	7.58%	73	7.58%
	R. Gary SUMMERS	0	0.00%	0	0.00%	29	3.01%	29	3.01%
	Jerry BROWN	0	0.00%	0	0.00%	74	7.68%	74	7.68%
	V. SANDERSON-THOMPSON	0	0.00%	0	0.00%	40	4.15%	40	4.15%
	Aundra Lett JACKSON	0	0.00%	0	0.00%	75	7.79%	75	7.79%
	Edward PARKER	0	0.00%	0	0.00%	28	2.91%	28	2.91%
	Edward L. PALMER SR.	0	0.00%	0	0.00%	97	10.07%	97	10.07%
	Chris YATES	0	0.00%	0	0.00%	96	9.97%	96	9.97%
	Joe PONDER	0	0.00%	0	0.00%	58	6.02%	58	6.02%
	Theresa HUMES	0	0.00%	0	0.00%	43	4.47%	43	4.47%
	Adrian BAMBINI	0	0.00%	0	0.00%	24	2.49%	24	2.49%
	Tanya M. SEABROOKS	0	0.00%	0	0.00%	69	7.17%	69	7.17%
	Kim THOMPSON	0	0.00%	0	0.00%	63	6.54%	63	6.54%
	Stan HOLMES	0	0.00%	0	0.00%	109	11.32%	109	11.32%
	Barbara BAKER	0	0.00%	0	0.00%	85	8.83%	85	8.83%
	Cast Votes:	0	0.00%	0	0.00%	963	73.29%	963	73.29%

BK0006PG0670

Precinct Report — Unofficial

PRESIDENTIAL PREFERENCE AND REGULAR PRIMARY — OFFICIAL BALLOT FOR HARDIN COUNTY — May 17, 2016

05/17/2016 09:26 PM

Total Number of Voters : 13,146 of 0 = 0.00%

Precincts Reporting 61 of 61 = 100.00%

Party	Candidate	Absentee		Early		Election		Total	
Precinct A003 (Ballots Cast: 117)									
UNITED STATES SENATOR, Vote For 1									
	Rand PAUL	0	0.00%	0	0.00%	24	85.71%	24	85.71%
	Stephen Howard SLAUGHTER	0	0.00%	0	0.00%	0	0.00%	0	0.00%
	James R. GOULD	0	0.00%	0	0.00%	4	14.29%	4	14.29%
	Cast Votes:	0	0.00%	0	0.00%	28	93.33%	28	93.33%
PRESIDENT of the UNITED STATES, Vote For 1									
	Martin J. O'MALLEY	0	0.00%	0	0.00%	0	0.00%	0	0.00%
	Bernard "Bernie" SANDERS	0	0.00%	0	0.00%	35	43.21%	35	43.21%
	Hillary CLINTON	0	0.00%	0	0.00%	44	54.32%	44	54.32%
	Roque Rocky DE LA FUENTE	0	0.00%	0	0.00%	0	0.00%	0	0.00%
	"UNCOMMITTED"	0	0.00%	0	0.00%	2	2.47%	2	2.47%
	Cast Votes:	0	0.00%	0	0.00%	81	98.78%	81	98.78%
UNITED STATES SENATOR, Vote For 1									
	Rory HOULIHAN	0	0.00%	0	0.00%	5	6.33%	5	6.33%
	Jeff KENDER	0	0.00%	0	0.00%	6	7.59%	6	7.59%
	Ron LEACH	0	0.00%	0	0.00%	17	21.52%	17	21.52%
	Tom RECKTENWALD	0	0.00%	0	0.00%	4	5.06%	4	5.06%
	Grant T. SHORT	0	0.00%	0	0.00%	11	13.92%	11	13.92%
	Sellus WILDER	0	0.00%	0	0.00%	9	11.39%	9	11.39%
	Jim GRAY	0	0.00%	0	0.00%	27	34.18%	27	34.18%
	Cast Votes:	0	0.00%	0	0.00%	79	96.34%	79	96.34%
CITY COUNCIL City of Radcliff, Vote For 6									
	John FLANAGAN	0	0.00%	0	0.00%	36	6.61%	36	6.61%
	R. Gary SUMMERS	0	0.00%	0	0.00%	22	4.04%	22	4.04%
	Jerry BROWN	0	0.00%	0	0.00%	45	8.26%	45	8.26%
	V. SANDERSON-THOMPSON	0	0.00%	0	0.00%	13	2.39%	13	2.39%
	Aundra Lett JACKSON	0	0.00%	0	0.00%	37	6.79%	37	6.79%
	Edward PARKER	0	0.00%	0	0.00%	32	5.87%	32	5.87%
	Edward L. PALMER SR.	0	0.00%	0	0.00%	51	9.36%	51	9.36%
	Chris YATES	0	0.00%	0	0.00%	56	10.28%	56	10.28%
	Joe PONDER	0	0.00%	0	0.00%	41	7.52%	41	7.52%
	Theresa HUMES	0	0.00%	0	0.00%	27	4.95%	27	4.95%
	Adrian BAMBINI	0	0.00%	0	0.00%	9	1.65%	9	1.65%
	Tanya M. SEABROOKS	0	0.00%	0	0.00%	48	8.81%	48	8.81%
	Kim THOMPSON	0	0.00%	0	0.00%	42	7.71%	42	7.71%
	Stan HOLMES	0	0.00%	0	0.00%	44	8.07%	44	8.07%
	Barbara BAKER	0	0.00%	0	0.00%	42	7.71%	42	7.71%
	Cast Votes:	0	0.00%	0	0.00%	545	77.64%	545	77.64%

BK0006PG0671

Precinct Report — Unofficial

PRESIDENTIAL PREFERENCE AND REGULAR PRIMARY — OFFICIAL BALLOT FOR HARDIN COUNTY — May 17, 2016

05/17/2016 09:26 PM

Total Number of Voters : 13,146 of 0 = 0.00%

Precincts Reporting 61 of 61 = 100.00%

Party	Candidate	Absentee		Early		Election		Total	
Precinct A004 (Ballots Cast: 283)									
UNITED STATES SENATOR, Vote For 1									
	Rand PAUL	0	0.00%	0	0.00%	63	82.89%	63	82.89%
	Stephen Howard SLAUGHTER	0	0.00%	0	0.00%	5	6.58%	5	6.58%
	James R. GOULD	0	0.00%	0	0.00%	8	10.53%	8	10.53%
	Cast Votes:	0	0.00%	0	0.00%	76	95.00%	76	95.00%
PRESIDENT of the UNITED STATES, Vote For 1									
	Martin J. O'MALLEY	0	0.00%	0	0.00%	0	0.00%	0	0.00%
	Bernard "Bernie" SANDERS	0	0.00%	0	0.00%	48	25.95%	48	25.95%
	Hillary CLINTON	0	0.00%	0	0.00%	129	69.73%	129	69.73%
	Roque Rocky DE LA FUENTE	0	0.00%	0	0.00%	0	0.00%	0	0.00%
	"UNCOMMITTED"	0	0.00%	0	0.00%	8	4.32%	8	4.32%
	Cast Votes:	0	0.00%	0	0.00%	185	96.86%	185	96.86%
UNITED STATES SENATOR, Vote For 1									
	Rory HOULIHAN	0	0.00%	0	0.00%	9	5.39%	9	5.39%
	Jeff KENDER	0	0.00%	0	0.00%	7	4.19%	7	4.19%
	Ron LEACH	0	0.00%	0	0.00%	45	26.95%	45	26.95%
	Tom RECKTENWALD	0	0.00%	0	0.00%	5	2.99%	5	2.99%
	Grant T. SHORT	0	0.00%	0	0.00%	26	15.57%	26	15.57%
	Sellus WILDER	0	0.00%	0	0.00%	9	5.39%	9	5.39%
	Jim GRAY	0	0.00%	0	0.00%	66	39.52%	66	39.52%
	Cast Votes:	0	0.00%	0	0.00%	167	87.43%	167	87.43%
CITY COUNCIL City of Radcliff, Vote For 6									
	John FLANAGAN	0	0.00%	0	0.00%	101	7.71%	101	7.71%
	R. Gary SUMMERS	0	0.00%	0	0.00%	47	3.59%	47	3.59%
	Jerry BROWN	0	0.00%	0	0.00%	115	8.78%	115	8.78%
	V. SANDERSON-THOMPSON	0	0.00%	0	0.00%	54	4.12%	54	4.12%
	Aundra Lett JACKSON	0	0.00%	0	0.00%	49	3.74%	49	3.74%
	Edward PARKER	0	0.00%	0	0.00%	72	5.50%	72	5.50%
	Edward L. PALMER SR.	0	0.00%	0	0.00%	148	11.30%	148	11.30%
	Chris YATES	0	0.00%	0	0.00%	135	10.31%	135	10.31%
	Joe PONDER	0	0.00%	0	0.00%	74	5.65%	74	5.65%
	Theresa HUMES	0	0.00%	0	0.00%	48	3.66%	48	3.66%
	Adrian BAMBINI	0	0.00%	0	0.00%	19	1.45%	19	1.45%
	Tanya M. SEABROOKS	0	0.00%	0	0.00%	105	8.02%	105	8.02%
	Kim THOMPSON	0	0.00%	0	0.00%	87	6.64%	87	6.64%
	Stan HOLMES	0	0.00%	0	0.00%	153	11.68%	153	11.68%
	Barbara BAKER	0	0.00%	0	0.00%	103	7.86%	103	7.86%
	Cast Votes:	0	0.00%	0	0.00%	1,310	77.15%	1,310	77.15%

HW0006PG0672

Precinct Report — Unofficial

PRESIDENTIAL PREFERENCE AND REGULAR PRIMARY — OFFICIAL BALLOT FOR HARDIN COUNTY — May 17, 2016

05/17/2016 09:26 PM

Total Number of Voters : 13,146 of 0 = 0.00%

Precincts Reporting 61 of 61 = 100.00%

Party	Candidate	Absentee		Early		Election		Total	
Precinct A005 (Ballots Cast: 236)									
UNITED STATES SENATOR, Vote For 1									
	Rand PAUL	0	0.00%	0	0.00%	68	86.08%	68	86.08%
	Stephen Howard SLAUGHTER	0	0.00%	0	0.00%	5	6.33%	5	6.33%
	James R. GOULD	0	0.00%	0	0.00%	6	7.59%	6	7.59%
	Cast Votes:	0	0.00%	0	0.00%	79	91.86%	79	91.86%
PRESIDENT of the UNITED STATES, Vote For 1									
	Martin J. O'MALLEY	0	0.00%	0	0.00%	3	2.24%	3	2.24%
	Bernard "Bernie" SANDERS	0	0.00%	0	0.00%	52	38.81%	52	38.81%
	Hillary CLINTON	0	0.00%	0	0.00%	75	55.97%	75	55.97%
	Roque Rocky DE LA FUENTE	0	0.00%	0	0.00%	0	0.00%	0	0.00%
	"UNCOMMITTED"	0	0.00%	0	0.00%	4	2.99%	4	2.99%
	Cast Votes:	0	0.00%	0	0.00%	134	97.10%	134	97.10%
UNITED STATES SENATOR, Vote For 1									
	Rory HOULIHAN	0	0.00%	0	0.00%	9	7.38%	9	7.38%
	Jeff KENDER	0	0.00%	0	0.00%	14	11.48%	14	11.48%
	Ron LEACH	0	0.00%	0	0.00%	33	27.05%	33	27.05%
	Tom RECKTENWALD	0	0.00%	0	0.00%	4	3.28%	4	3.28%
	Grant T. SHORT	0	0.00%	0	0.00%	9	7.38%	9	7.38%
	Sellus WILDER	0	0.00%	0	0.00%	12	9.84%	12	9.84%
	Jim GRAY	0	0.00%	0	0.00%	41	33.61%	41	33.61%
	Cast Votes:	0	0.00%	0	0.00%	122	88.41%	122	88.41%
CITY COUNCIL City of Radcliff, Vote For 6									
	John FLANAGAN	0	0.00%	0	0.00%	76	7.28%	76	7.28%
	R. Gary SUMMERS	0	0.00%	0	0.00%	37	3.54%	37	3.54%
	Jerry BROWN	0	0.00%	0	0.00%	94	9.00%	94	9.00%
	V. SANDERSON-THOMPSON	0	0.00%	0	0.00%	38	3.64%	38	3.64%
	Aundra Lett JACKSON	0	0.00%	0	0.00%	34	3.26%	34	3.26%
	Edward PARKER	0	0.00%	0	0.00%	36	3.45%	36	3.45%
	Edward L. PALMER SR.	0	0.00%	0	0.00%	134	12.84%	134	12.84%
	Chris YATES	0	0.00%	0	0.00%	132	12.64%	132	12.64%
	Joe PONDER	0	0.00%	0	0.00%	58	5.56%	58	5.56%
	Theresa HUMES	0	0.00%	0	0.00%	47	4.50%	47	4.50%
	Adrian BAMBINI	0	0.00%	0	0.00%	21	2.01%	21	2.01%
	Tanya M. SEABROOKS	0	0.00%	0	0.00%	62	5.94%	62	5.94%
	Kim THOMPSON	0	0.00%	0	0.00%	80	7.66%	80	7.66%
	Stan HOLMES	0	0.00%	0	0.00%	115	11.02%	115	11.02%
	Barbara BAKER	0	0.00%	0	0.00%	80	7.66%	80	7.66%
	Cast Votes:	0	0.00%	0	0.00%	1,044	73.73%	1,044	73.73%

BK0006PG0673

Precinct Report — Unofficial

PRESIDENTIAL PREFERENCE AND REGULAR PRIMARY — OFFICIAL BALLOT FOR HARDIN COUNTY — May 17, 2016

05/17/2016 09:26 PM

Total Number of Voters : 13,146 of 0 = 0.00%

Precincts Reporting 61 of 61 = 100.00%

Party	Candidate	Absentee		Early		Election		Total	
Precinct A006 (Ballots Cast: 301)									
UNITED STATES SENATOR, Vote For 1									
	Rand PAUL	0	0.00%	0	0.00%	58	80.56%	58	80.56%
	Stephen Howard SLAUGHTER	0	0.00%	0	0.00%	8	11.11%	8	11.11%
	James R. GOULD	0	0.00%	0	0.00%	6	8.33%	6	8.33%
	Cast Votes:	0	0.00%	0	0.00%	72	97.30%	72	97.30%
PRESIDENT of the UNITED STATES, Vote For 1									
	Martin J. O'MALLEY	0	0.00%	0	0.00%	2	0.95%	2	0.95%
	Bernard "Bernie" SANDERS	0	0.00%	0	0.00%	63	30.00%	63	30.00%
	Hillary CLINTON	0	0.00%	0	0.00%	136	64.76%	136	64.76%
	Roque Rocky DE LA FUENTE	0	0.00%	0	0.00%	0	0.00%	0	0.00%
	"UNCOMMITTED"	0	0.00%	0	0.00%	9	4.29%	9	4.29%
	Cast Votes:	0	0.00%	0	0.00%	210	97.22%	210	97.22%
UNITED STATES SENATOR, Vote For 1									
	Rory HOULIHAN	0	0.00%	0	0.00%	8	4.40%	8	4.40%
	Jeff KENDER	0	0.00%	0	0.00%	10	5.49%	10	5.49%
	Ron LEACH	0	0.00%	0	0.00%	44	24.18%	44	24.18%
	Tom RECKTENWALD	0	0.00%	0	0.00%	4	2.20%	4	2.20%
	Grant T. SHORT	0	0.00%	0	0.00%	30	16.48%	30	16.48%
	Sellus WILDER	0	0.00%	0	0.00%	13	7.14%	13	7.14%
	Jim GRAY	0	0.00%	0	0.00%	73	40.11%	73	40.11%
	Cast Votes:	0	0.00%	0	0.00%	182	84.26%	182	84.26%
CITY COUNCIL City of Radcliff, Vote For 6									
	John FLANAGAN	0	0.00%	0	0.00%	66	5.14%	66	5.14%
	R. Gary SUMMERS	0	0.00%	0	0.00%	29	2.26%	29	2.26%
	Jerry BROWN	0	0.00%	0	0.00%	96	7.48%	96	7.48%
	V. SANDERSON-THOMPSON	0	0.00%	0	0.00%	69	5.38%	69	5.38%
	Aundra Lett JACKSON	0	0.00%	0	0.00%	66	5.14%	66	5.14%
	Edward PARKER	0	0.00%	0	0.00%	61	4.75%	61	4.75%
	Edward L. PALMER SR.	0	0.00%	0	0.00%	164	12.78%	164	12.78%
	Chris YATES	0	0.00%	0	0.00%	128	9.98%	128	9.98%
	Joe PONDER	0	0.00%	0	0.00%	69	5.38%	69	5.38%
	Theresa HUMES	0	0.00%	0	0.00%	57	4.44%	57	4.44%
	Adrian BAMBINI	0	0.00%	0	0.00%	19	1.48%	19	1.48%
	Tanya M. SEABROOKS	0	0.00%	0	0.00%	106	8.26%	106	8.26%
	Kim THOMPSON	0	0.00%	0	0.00%	89	6.94%	89	6.94%
	Stan HOLMES	0	0.00%	0	0.00%	165	12.86%	165	12.86%
	Barbara BAKER	0	0.00%	0	0.00%	99	7.72%	99	7.72%
	Cast Votes:	0	0.00%	0	0.00%	1,283	71.04%	1,283	71.04%

BK0006PG0674

Precinct Report — Unofficial

PRESIDENTIAL PREFERENCE AND REGULAR PRIMARY — OFFICIAL BALLOT FOR HARDIN COUNTY — May 17, 2016

05/17/2016 09:26 PM

Total Number of Voters : 13,146 of 0 = 0.00%

Precincts Reporting 61 of 61 = 100.00%

Party	Candidate	Absentee		Early		Election		Total	
Precinct A007 (Ballots Cast: 42)									
UNITED STATES SENATOR, Vote For 1									
	Rand PAUL	0	0.00%	0	0.00%	5	100.00%	5	100.00%
	Stephen Howard SLAUGHTER	0	0.00%	0	0.00%	0	0.00%	0	0.00%
	James R. GOULD	0	0.00%	0	0.00%	0	0.00%	0	0.00%
	Cast Votes:	0	0.00%	0	0.00%	5	100.00%	5	100.00%
PRESIDENT of the UNITED STATES, Vote For 1									
	Martin J. O'MALLEY	0	0.00%	0	0.00%	0	0.00%	0	0.00%
	Bernard "Bernie" SANDERS	0	0.00%	0	0.00%	10	32.26%	10	32.26%
	Hillary CLINTON	0	0.00%	0	0.00%	20	64.52%	20	64.52%
	Roque Rocky DE LA FUENTE	0	0.00%	0	0.00%	0	0.00%	0	0.00%
	"UNCOMMITTED"	0	0.00%	0	0.00%	1	3.23%	1	3.23%
	Cast Votes:	0	0.00%	0	0.00%	31	96.88%	31	96.88%
UNITED STATES SENATOR, Vote For 1									
	Rory HOULIHAN	0	0.00%	0	0.00%	4	14.81%	4	14.81%
	Jeff KENDER	0	0.00%	0	0.00%	2	7.41%	2	7.41%
	Ron LEACH	0	0.00%	0	0.00%	5	18.52%	5	18.52%
	Tom RECKTENWALD	0	0.00%	0	0.00%	1	3.70%	1	3.70%
	Grant T. SHORT	0	0.00%	0	0.00%	2	7.41%	2	7.41%
	Sellus WILDER	0	0.00%	0	0.00%	2	7.41%	2	7.41%
	Jim GRAY	0	0.00%	0	0.00%	11	40.74%	11	40.74%
	Cast Votes:	0	0.00%	0	0.00%	27	84.38%	27	84.38%
CITY COUNCIL City of Radcliff, Vote For 6									
	John FLANAGAN	0	0.00%	0	0.00%	12	7.14%	12	7.14%
	R. Gary SUMMERS	0	0.00%	0	0.00%	2	1.19%	2	1.19%
	Jerry BROWN	0	0.00%	0	0.00%	12	7.14%	12	7.14%
	V. SANDERSON-THOMPSON	0	0.00%	0	0.00%	8	4.76%	8	4.76%
	Aundra Lett JACKSON	0	0.00%	0	0.00%	9	5.36%	9	5.36%
	Edward PARKER	0	0.00%	0	0.00%	12	7.14%	12	7.14%
	Edward L. PALMER SR.	0	0.00%	0	0.00%	21	12.50%	21	12.50%
	Chris YATES	0	0.00%	0	0.00%	20	11.90%	20	11.90%
	Joe PONDER	0	0.00%	0	0.00%	9	5.36%	9	5.36%
	Theresa HUMES	0	0.00%	0	0.00%	8	4.76%	8	4.76%
	Adrian BAMBINI	0	0.00%	0	0.00%	2	1.19%	2	1.19%
	Tanya M. SEABROOKS	0	0.00%	0	0.00%	11	6.55%	11	6.55%
	Kim THOMPSON	0	0.00%	0	0.00%	10	5.95%	10	5.95%
	Stan HOLMES	0	0.00%	0	0.00%	18	10.71%	18	10.71%
	Barbara BAKER	0	0.00%	0	0.00%	14	8.33%	14	8.33%
	Cast Votes:	0	0.00%	0	0.00%	168	66.67%	168	66.67%

BK0006PG0675

Precinct Report — Unofficial

PRESIDENTIAL PREFERENCE AND REGULAR PRIMARY — OFFICIAL BALLOT FOR HARDIN COUNTY — May 17, 2016

05/17/2016 09:26 PM

Total Number of Voters : 13,146 of 0 = 0.00%

Precincts Reporting 61 of 61 = 100.00%

Party	Candidate	Absentee		Early		Election		Total	
Precinct A008 (Ballots Cast: 252)									
UNITED STATES SENATOR, Vote For 1									
	Rand PAUL	0	0.00%	0	0.00%	65	90.28%	65	90.28%
	Stephen Howard SLAUGHTER	0	0.00%	0	0.00%	5	6.94%	5	6.94%
	James R. GOULD	0	0.00%	0	0.00%	2	2.78%	2	2.78%
	Cast Votes:	0	0.00%	0	0.00%	72	98.63%	72	98.63%
PRESIDENT of the UNITED STATES, Vote For 1									
	Martin J. O'MALLEY	0	0.00%	0	0.00%	3	1.79%	3	1.79%
	Bernard "Bernie" SANDERS	0	0.00%	0	0.00%	78	46.43%	78	46.43%
	Hillary CLINTON	0	0.00%	0	0.00%	82	48.81%	82	48.81%
	Roque Rocky DE LA FUENTE	0	0.00%	0	0.00%	1	0.60%	1	0.60%
	"UNCOMMITTED"	0	0.00%	0	0.00%	4	2.38%	4	2.38%
	Cast Votes:	0	0.00%	0	0.00%	168	98.25%	168	98.25%
UNITED STATES SENATOR, Vote For 1									
	Rory HOULIHAN	0	0.00%	0	0.00%	11	7.28%	11	7.28%
	Jeff KENDER	0	0.00%	0	0.00%	7	4.64%	7	4.64%
	Ron LEACH	0	0.00%	0	0.00%	25	16.56%	25	16.56%
	Tom RECKTENWALD	0	0.00%	0	0.00%	12	7.95%	12	7.95%
	Grant T. SHORT	0	0.00%	0	0.00%	23	15.23%	23	15.23%
	Sellus WILDER	0	0.00%	0	0.00%	11	7.28%	11	7.28%
	Jim GRAY	0	0.00%	0	0.00%	62	41.06%	62	41.06%
	Cast Votes:	0	0.00%	0	0.00%	151	88.30%	151	88.30%
CITY COUNCIL City of Radcliff, Vote For 6									
	John FLANAGAN	0	0.00%	0	0.00%	91	8.35%	91	8.35%
	R. Gary SUMMERS	0	0.00%	0	0.00%	40	3.67%	40	3.67%
	Jerry BROWN	0	0.00%	0	0.00%	100	9.17%	100	9.17%
	V. SANDERSON-THOMPSON	0	0.00%	0	0.00%	37	3.39%	37	3.39%
	Aundra Lett JACKSON	0	0.00%	0	0.00%	54	4.95%	54	4.95%
	Edward PARKER	0	0.00%	0	0.00%	40	3.67%	40	3.67%
	Edward L. PALMER SR.	0	0.00%	0	0.00%	108	9.91%	108	9.91%
	Chris YATES	0	0.00%	0	0.00%	113	10.37%	113	10.37%
	Joe PONDER	0	0.00%	0	0.00%	82	7.52%	82	7.52%
	Theresa HUMES	0	0.00%	0	0.00%	52	4.77%	52	4.77%
	Adrian BAMBINI	0	0.00%	0	0.00%	27	2.48%	27	2.48%
	Tanya M. SEABROOKS	0	0.00%	0	0.00%	73	6.70%	73	6.70%
	Kim THOMPSON	0	0.00%	0	0.00%	74	6.79%	74	6.79%
	Stan HOLMES	0	0.00%	0	0.00%	109	10.00%	109	10.00%
	Barbara BAKER	0	0.00%	0	0.00%	90	8.26%	90	8.26%
	Cast Votes:	0	0.00%	0	0.00%	1,090	72.09%	1,090	72.09%

BK0006PG0676

Precinct Report — Unofficial

PRESIDENTIAL PREFERENCE AND REGULAR PRIMARY — OFFICIAL BALLOT FOR HARDIN COUNTY — May 17, 2016

05/17/2016 09:26 PM

Total Number of Voters : 13,146 of 0 = 0.00%

Precincts Reporting 61 of 61 = 100.00%

Party	Candidate	Absentee		Early		Election		Total	
Precinct A009 (Ballots Cast: 34)									
UNITED STATES SENATOR, Vote For 1									
	Rand PAUL	0	0.00%	0	0.00%	5	62.50%	5	62.50%
	Stephen Howard SLAUGHTER	0	0.00%	0	0.00%	1	12.50%	1	12.50%
	James R. GOULD	0	0.00%	0	0.00%	2	25.00%	2	25.00%
	Cast Votes:	0	0.00%	0	0.00%	8	100.00%	8	100.00%
STATE REPRESENTATIVE 26th Representative District, Vote For 1									
	Russell WEBBER	0	0.00%	0	0.00%	4	57.14%	4	57.14%
	Brenda "Susie" BOARD	0	0.00%	0	0.00%	3	42.86%	3	42.86%
	Cast Votes:	0	0.00%	0	0.00%	7	87.50%	7	87.50%
PRESIDENT of the UNITED STATES, Vote For 1									
	Martin J. O'MALLEY	0	0.00%	0	0.00%	0	0.00%	0	0.00%
	Bernard "Bernie" SANDERS	0	0.00%	0	0.00%	10	38.46%	10	38.46%
	Hillary CLINTON	0	0.00%	0	0.00%	14	53.85%	14	53.85%
	Roque Rocky DE LA FUENTE	0	0.00%	0	0.00%	2	7.69%	2	7.69%
	"UNCOMMITTED"	0	0.00%	0	0.00%	0	0.00%	0	0.00%
	Cast Votes:	0	0.00%	0	0.00%	26	100.00%	26	100.00%
UNITED STATES SENATOR, Vote For 1									
	Rory HOULIHAN	0	0.00%	0	0.00%	1	4.17%	1	4.17%
	Jeff KENDER	0	0.00%	0	0.00%	2	8.33%	2	8.33%
	Ron LEACH	0	0.00%	0	0.00%	3	12.50%	3	12.50%
	Tom RECKTENWALD	0	0.00%	0	0.00%	1	4.17%	1	4.17%
	Grant T. SHORT	0	0.00%	0	0.00%	2	8.33%	2	8.33%
	Sellus WILDER	0	0.00%	0	0.00%	7	29.17%	7	29.17%
	Jim GRAY	0	0.00%	0	0.00%	8	33.33%	8	33.33%
	Cast Votes:	0	0.00%	0	0.00%	24	92.31%	24	92.31%

BK0006PG0677

Precinct Report — Unofficial

PRESIDENTIAL PREFERENCE AND REGULAR PRIMARY — OFFICIAL BALLOT FOR HARDIN COUNTY — May 17, 2016

05/17/2016 09:26 PM

Total Number of Voters : 13,146 of 0 = 0.00%

Precincts Reporting 61 of 61 = 100.00%

Party	Candidate	Absentee		Early		Election		Total	
Precinct A010 (Ballots Cast: 37)									
UNITED STATES SENATOR, Vote For 1									
	Rand PAUL	0	0.00%	0	0.00%	5	50.00%	5	50.00%
	Stephen Howard SLAUGHTER	0	0.00%	0	0.00%	4	40.00%	4	40.00%
	James R. GOULD	0	0.00%	0	0.00%	1	10.00%	1	10.00%
	Cast Votes:	0	0.00%	0	0.00%	10	100.00%	10	100.00%
PRESIDENT of the UNITED STATES, Vote For 1									
	Martin J. O'MALLEY	0	0.00%	0	0.00%	0	0.00%	0	0.00%
	Bernard "Bernie" SANDERS	0	0.00%	0	0.00%	15	55.56%	15	55.56%
	Hillary CLINTON	0	0.00%	0	0.00%	12	44.44%	12	44.44%
	Roque Rocky DE LA FUENTE	0	0.00%	0	0.00%	0	0.00%	0	0.00%
	"UNCOMMITTED"	0	0.00%	0	0.00%	0	0.00%	0	0.00%
	Cast Votes:	0	0.00%	0	0.00%	27	100.00%	27	100.00%
UNITED STATES SENATOR, Vote For 1									
	Rory HOULIHAN	0	0.00%	0	0.00%	5	19.23%	5	19.23%
	Jeff KENDER	0	0.00%	0	0.00%	3	11.54%	3	11.54%
	Ron LEACH	0	0.00%	0	0.00%	4	15.38%	4	15.38%
	Tom RECKTENWALD	0	0.00%	0	0.00%	1	3.85%	1	3.85%
	Grant T. SHORT	0	0.00%	0	0.00%	5	19.23%	5	19.23%
	Sellus WILDER	0	0.00%	0	0.00%	1	3.85%	1	3.85%
	Jim GRAY	0	0.00%	0	0.00%	7	26.92%	7	26.92%
	Cast Votes:	0	0.00%	0	0.00%	26	96.30%	26	96.30%

BK0006PG0678

Precinct Report — Unofficial

PRESIDENTIAL PREFERENCE AND REGULAR PRIMARY — OFFICIAL BALLOT FOR HARDIN COUNTY — May 17, 2016

05/17/2016 09:26 PM

Total Number of Voters : 13,146 of 0 = 0.00%

Precincts Reporting 61 of 61 = 100.00%

Party	Candidate	Absentee		Early		Election		Total	
Precinct B001 (Ballots Cast: 139)									
UNITED STATES SENATOR, Vote For 1									
	Rand PAUL	0	0.00%	0	0.00%	23	79.31%	23	79.31%
	Stephen Howard SLAUGHTER	0	0.00%	0	0.00%	3	10.34%	3	10.34%
	James R. GOULD	0	0.00%	0	0.00%	3	10.34%	3	10.34%
	Cast Votes:	0	0.00%	0	0.00%	29	100.00%	29	100.00%
PRESIDENT of the UNITED STATES, Vote For 1									
	Martin J. O'MALLEY	0	0.00%	0	0.00%	1	0.97%	1	0.97%
	Bernard "Bernie" SANDERS	0	0.00%	0	0.00%	46	44.66%	46	44.66%
	Hillary CLINTON	0	0.00%	0	0.00%	47	45.63%	47	45.63%
	Roque Rocky DE LA FUENTE	0	0.00%	0	0.00%	0	0.00%	0	0.00%
	"UNCOMMITTED"	0	0.00%	0	0.00%	9	8.74%	9	8.74%
	Cast Votes:	0	0.00%	0	0.00%	103	99.04%	103	99.04%
UNITED STATES SENATOR, Vote For 1									
	Rory HOULIHAN	0	0.00%	0	0.00%	7	7.22%	7	7.22%
	Jeff KENDER	0	0.00%	0	0.00%	4	4.12%	4	4.12%
	Ron LEACH	0	0.00%	0	0.00%	19	19.59%	19	19.59%
	Tom RECKTENWALD	0	0.00%	0	0.00%	4	4.12%	4	4.12%
	Grant T. SHORT	0	0.00%	0	0.00%	15	15.46%	15	15.46%
	Sellus WILDER	0	0.00%	0	0.00%	12	12.37%	12	12.37%
	Jim GRAY	0	0.00%	0	0.00%	36	37.11%	36	37.11%
	Cast Votes:	0	0.00%	0	0.00%	97	93.27%	97	93.27%
CITY COUNCIL City of Radcliff, Vote For 6									
	John FLANAGAN	0	0.00%	0	0.00%	35	6.77%	35	6.77%
	R. Gary SUMMERS	0	0.00%	0	0.00%	34	6.58%	34	6.58%
	Jerry BROWN	0	0.00%	0	0.00%	52	10.06%	52	10.06%
	V. SANDERSON-THOMPSON	0	0.00%	0	0.00%	14	2.71%	14	2.71%
	Aundra Lett JACKSON	0	0.00%	0	0.00%	36	6.96%	36	6.96%
	Edward PARKER	0	0.00%	0	0.00%	19	3.68%	19	3.68%
	Edward L. PALMER SR.	0	0.00%	0	0.00%	37	7.16%	37	7.16%
	Chris YATES	0	0.00%	0	0.00%	51	9.86%	51	9.86%
	Joe PONDER	0	0.00%	0	0.00%	39	7.54%	39	7.54%
	Theresa HUMES	0	0.00%	0	0.00%	24	4.64%	24	4.64%
	Adrian BAMBINI	0	0.00%	0	0.00%	18	3.48%	18	3.48%
	Tanya M. SEABROOKS	0	0.00%	0	0.00%	41	7.93%	41	7.93%
	Kim THOMPSON	0	0.00%	0	0.00%	32	6.19%	32	6.19%
	Stan HOLMES	0	0.00%	0	0.00%	44	8.51%	44	8.51%
	Barbara BAKER	0	0.00%	0	0.00%	41	7.93%	41	7.93%
	Cast Votes:	0	0.00%	0	0.00%	517	74.93%	517	74.93%

BK0006PG0679

Precinct Report — Unofficial

PRESIDENTIAL PREFERENCE AND REGULAR PRIMARY — OFFICIAL BALLOT FOR HARDIN COUNTY — May 17, 2016

05/17/2016 09:26 PM

Total Number of Voters : 13,146 of 0 = 0.00%

Precincts Reporting 61 of 61 = 100.00%

Party	Candidate	Absentee		Early		Election		Total	
Precinct B002 (Ballots Cast: 316)									
UNITED STATES SENATOR, Vote For 1									
	Rand PAUL	0	0.00%	0	0.00%	56	75.68%	56	75.68%
	Stephen Howard SLAUGHTER	0	0.00%	0	0.00%	10	13.51%	10	13.51%
	James R. GOULD	0	0.00%	0	0.00%	8	10.81%	8	10.81%
	Cast Votes:	0	0.00%	0	0.00%	74	98.67%	74	98.67%
PRESIDENT of the UNITED STATES, Vote For 1									
	Martin J. O'MALLEY	0	0.00%	0	0.00%	1	0.45%	1	0.45%
	Bernard "Bernie" SANDERS	0	0.00%	0	0.00%	71	31.84%	71	31.84%
	Hillary CLINTON	0	0.00%	0	0.00%	146	65.47%	146	65.47%
	Roque Rocky DE LA FUENTE	0	0.00%	0	0.00%	1	0.45%	1	0.45%
	"UNCOMMITTED"	0	0.00%	0	0.00%	4	1.79%	4	1.79%
	Cast Votes:	0	0.00%	0	0.00%	223	98.67%	223	98.67%
UNITED STATES SENATOR, Vote For 1									
	Rory HOULIHAN	0	0.00%	0	0.00%	12	5.88%	12	5.88%
	Jeff KENDER	0	0.00%	0	0.00%	22	10.78%	22	10.78%
	Ron LEACH	0	0.00%	0	0.00%	43	21.08%	43	21.08%
	Tom RECKTENWALD	0	0.00%	0	0.00%	4	1.96%	4	1.96%
	Grant T. SHORT	0	0.00%	0	0.00%	27	13.24%	27	13.24%
	Sellus WILDER	0	0.00%	0	0.00%	15	7.35%	15	7.35%
	Jim GRAY	0	0.00%	0	0.00%	81	39.71%	81	39.71%
	Cast Votes:	0	0.00%	0	0.00%	204	90.27%	204	90.27%
CITY COUNCIL City of Radcliff, Vote For 6									
	John FLANAGAN	0	0.00%	0	0.00%	74	5.17%	74	5.17%
	R. Gary SUMMERS	0	0.00%	0	0.00%	49	3.42%	49	3.42%
	Jerry BROWN	0	0.00%	0	0.00%	116	8.10%	116	8.10%
	V. SANDERSON-THOMPSON	0	0.00%	0	0.00%	63	4.40%	63	4.40%
	Aundra Lett JACKSON	0	0.00%	0	0.00%	96	6.70%	96	6.70%
	Edward PARKER	0	0.00%	0	0.00%	60	4.19%	60	4.19%
	Edward L. PALMER SR.	0	0.00%	0	0.00%	128	8.94%	128	8.94%
	Chris YATES	0	0.00%	0	0.00%	142	9.92%	142	9.92%
	Joe PONDER	0	0.00%	0	0.00%	81	5.66%	81	5.66%
	Theresa HUMES	0	0.00%	0	0.00%	89	6.22%	89	6.22%
	Adrian BAMBINI	0	0.00%	0	0.00%	39	2.72%	39	2.72%
	Tanya M. SEABROOKS	0	0.00%	0	0.00%	117	8.17%	117	8.17%
	Kim THOMPSON	0	0.00%	0	0.00%	123	8.59%	123	8.59%
	Stan HOLMES	0	0.00%	0	0.00%	149	10.41%	149	10.41%
	Barbara BAKER	0	0.00%	0	0.00%	106	7.40%	106	7.40%
	Cast Votes:	0	0.00%	0	0.00%	1,432	75.53%	1,432	75.53%

BK0006PG0680

Precinct Report — Unofficial

PRESIDENTIAL PREFERENCE AND REGULAR PRIMARY — OFFICIAL BALLOT FOR HARDIN COUNTY — May 17, 2016

05/17/2016 09:26 PM

Total Number of Voters : 13,146 of 0 = 0.00%

Precincts Reporting 61 of 61 = 100.00%

Party	Candidate	Absentee		Early		Election		Total	
Precinct B003 (Ballots Cast: 329)									
UNITED STATES SENATOR, Vote For 1									
	Rand PAUL	0	0.00%	0	0.00%	50	74.63%	50	74.63%
	Stephen Howard SLAUGHTER	0	0.00%	0	0.00%	5	7.46%	5	7.46%
	James R. GOULD	0	0.00%	0	0.00%	12	17.91%	12	17.91%
	Cast Votes:	0	0.00%	0	0.00%	67	93.06%	67	93.06%
STATE REPRESENTATIVE 26th Representative District, Vote For 1									
	Russell WEBBER	0	0.00%	0	0.00%	46	71.88%	46	71.88%
	Brenda "Susie" BOARD	0	0.00%	0	0.00%	18	28.13%	18	28.13%
	Cast Votes:	0	0.00%	0	0.00%	64	88.89%	64	88.89%
PRESIDENT of the UNITED STATES, Vote For 1									
	Martin J. O'MALLEY	0	0.00%	0	0.00%	2	0.83%	2	0.83%
	Bernard "Bernie" SANDERS	0	0.00%	0	0.00%	85	35.12%	85	35.12%
	Hillary CLINTON	0	0.00%	0	0.00%	148	61.16%	148	61.16%
	Roque Rocky DE LA FUENTE	0	0.00%	0	0.00%	0	0.00%	0	0.00%
	"UNCOMMITTED"	0	0.00%	0	0.00%	7	2.89%	7	2.89%
	Cast Votes:	0	0.00%	0	0.00%	242	99.59%	242	99.59%
UNITED STATES SENATOR, Vote For 1									
	Rory HOULIHAN	0	0.00%	0	0.00%	9	4.25%	9	4.25%
	Jeff KENDER	0	0.00%	0	0.00%	7	3.30%	7	3.30%
	Ron LEACH	0	0.00%	0	0.00%	62	29.25%	62	29.25%
	Tom RECKTENWALD	0	0.00%	0	0.00%	7	3.30%	7	3.30%
	Grant T. SHORT	0	0.00%	0	0.00%	33	15.57%	33	15.57%
	Sellus WILDER	0	0.00%	0	0.00%	20	9.43%	20	9.43%
	Jim GRAY	0	0.00%	0	0.00%	74	34.91%	74	34.91%
	Cast Votes:	0	0.00%	0	0.00%	212	87.24%	212	87.24%
CITY COUNCIL City of Radcliff, Vote For 6									
	John FLANAGAN	0	0.00%	0	0.00%	88	5.99%	88	5.99%
	R. Gary SUMMERS	0	0.00%	0	0.00%	45	3.07%	45	3.07%
	Jerry BROWN	0	0.00%	0	0.00%	98	6.68%	98	6.68%
	V. SANDERSON-THOMPSON	0	0.00%	0	0.00%	67	4.56%	67	4.56%
	Aundra Lett JACKSON	0	0.00%	0	0.00%	88	5.99%	88	5.99%
	Edward PARKER	0	0.00%	0	0.00%	75	5.11%	75	5.11%
	Edward L. PALMER SR.	0	0.00%	0	0.00%	156	10.63%	156	10.63%
	Chris YATES	0	0.00%	0	0.00%	129	8.79%	129	8.79%
	Joe PONDER	0	0.00%	0	0.00%	49	3.34%	49	3.34%
	Theresa HUMES	0	0.00%	0	0.00%	76	5.18%	76	5.18%
	Adrian BAMBINI	0	0.00%	0	0.00%	49	3.34%	49	3.34%
	Tanya M. SEABROOKS	0	0.00%	0	0.00%	127	8.65%	127	8.65%
	Kim THOMPSON	0	0.00%	0	0.00%	135	9.20%	135	9.20%
	Stan HOLMES	0	0.00%	0	0.00%	182	12.40%	182	12.40%
	Barbara BAKER	0	0.00%	0	0.00%	104	7.08%	104	7.08%
	Cast Votes:	0	0.00%	0	0.00%	1,468	74.37%	1,468	74.37%

Unofficial

Precinct Report — Unofficial

PRESIDENTIAL PREFERENCE AND REGULAR PRIMARY — OFFICIAL BALLOT FOR HARDIN COUNTY — May 17, 2016

05/17/2016 09:26 PM

Total Number of Voters : 13,146 of 0 = 0.00%

Precincts Reporting 61 of 61 = 100.00%

Party	Candidate	Absentee		Early		Election		Total	
Precinct B004 (Ballots Cast: 282)									
UNITED STATES SENATOR, Vote For 1									
	Rand PAUL	0	0.00%	0	0.00%	50	80.65%	50	80.65%
	Stephen Howard SLAUGHTER	0	0.00%	0	0.00%	7	11.29%	7	11.29%
	James R. GOULD	0	0.00%	0	0.00%	5	8.06%	5	8.06%
	Cast Votes:	0	0.00%	0	0.00%	62	95.38%	62	95.38%
PRESIDENT of the UNITED STATES, Vote For 1									
	Martin J. O'MALLEY	0	0.00%	0	0.00%	1	0.48%	1	0.48%
	Bernard "Bernie" SANDERS	0	0.00%	0	0.00%	73	35.27%	73	35.27%
	Hillary CLINTON	0	0.00%	0	0.00%	126	60.87%	126	60.87%
	Roque Rocky DE LA FUENTE	0	0.00%	0	0.00%	0	0.00%	0	0.00%
	"UNCOMMITTED"	0	0.00%	0	0.00%	7	3.38%	7	3.38%
	Cast Votes:	0	0.00%	0	0.00%	207	99.52%	207	99.52%
UNITED STATES SENATOR, Vote For 1									
	Rory HOULIHAN	0	0.00%	0	0.00%	7	3.74%	7	3.74%
	Jeff KENDER	0	0.00%	0	0.00%	9	4.81%	9	4.81%
	Ron LEACH	0	0.00%	0	0.00%	54	28.88%	54	28.88%
	Tom RECKTENWALD	0	0.00%	0	0.00%	8	4.28%	8	4.28%
	Grant T. SHORT	0	0.00%	0	0.00%	23	12.30%	23	12.30%
	Sellus WILDER	0	0.00%	0	0.00%	17	9.09%	17	9.09%
	Jim GRAY	0	0.00%	0	0.00%	69	36.90%	69	36.90%
	Cast Votes:	0	0.00%	0	0.00%	187	89.90%	187	89.90%
CITY COUNCIL City of Radcliff, Vote For 6									
	John FLANAGAN	0	0.00%	0	0.00%	64	5.06%	64	5.06%
	R. Gary SUMMERS	0	0.00%	0	0.00%	44	3.48%	44	3.48%
	Jerry BROWN	0	0.00%	0	0.00%	79	6.24%	79	6.24%
	V. SANDERSON-THOMPSON	0	0.00%	0	0.00%	59	4.66%	59	4.66%
	Aundra Lett JACKSON	0	0.00%	0	0.00%	86	6.79%	86	6.79%
	Edward PARKER	0	0.00%	0	0.00%	57	4.50%	57	4.50%
	Edward L. PALMER SR.	0	0.00%	0	0.00%	137	10.82%	137	10.82%
	Chris YATES	0	0.00%	0	0.00%	119	9.40%	119	9.40%
	Joe PONDER	0	0.00%	0	0.00%	50	3.95%	50	3.95%
	Theresa HUMES	0	0.00%	0	0.00%	71	5.61%	71	5.61%
	Adrian BAMBINI	0	0.00%	0	0.00%	29	2.29%	29	2.29%
	Tanya M. SEABROOKS	0	0.00%	0	0.00%	131	10.35%	131	10.35%
	Kim THOMPSON	0	0.00%	0	0.00%	105	8.29%	105	8.29%
	Stan HOLMES	0	0.00%	0	0.00%	144	11.37%	144	11.37%
	Barbara BAKER	0	0.00%	0	0.00%	91	7.19%	91	7.19%
	Cast Votes:	0	0.00%	0	0.00%	1,266	74.82%	1,266	74.82%

BK0006PG0682

Precinct Report — Unofficial

PRESIDENTIAL PREFERENCE AND REGULAR PRIMARY — OFFICIAL BALLOT FOR HARDIN COUNTY — May 17, 2016

05/17/2016 09:26 PM

Total Number of Voters : 13,146 of 0 = 0.00%

Precincts Reporting 61 of 61 = 100.00%

Party	Candidate	Absentee		Early		Election		Total	
Precinct B005 (Ballots Cast: 159)									
UNITED STATES SENATOR, Vote For 1									
	Rand PAUL	0	0.00%	0	0.00%	43	95.56%	43	95.56%
	Stephen Howard SLAUGHTER	0	0.00%	0	0.00%	2	4.44%	2	4.44%
	James R. GOULD	0	0.00%	0	0.00%	0	0.00%	0	0.00%
	Cast Votes:	0	0.00%	0	0.00%	45	100.00%	45	100.00%
STATE REPRESENTATIVE 26th Representative District, Vote For 1									
	Russell WEBBER	0	0.00%	0	0.00%	36	81.82%	36	81.82%
	Brenda "Susie" BOARD	0	0.00%	0	0.00%	8	18.18%	8	18.18%
	Cast Votes:	0	0.00%	0	0.00%	44	97.78%	44	97.78%
PRESIDENT of the UNITED STATES, Vote For 1									
	Martin J. O'MALLEY	0	0.00%	0	0.00%	0	0.00%	0	0.00%
	Bernard "Bernie" SANDERS	0	0.00%	0	0.00%	60	52.63%	60	52.63%
	Hillary CLINTON	0	0.00%	0	0.00%	49	42.98%	49	42.98%
	Roque Rocky DE LA FUENTE	0	0.00%	0	0.00%	0	0.00%	0	0.00%
	"UNCOMMITTED"	0	0.00%	0	0.00%	5	4.39%	5	4.39%
	Cast Votes:	0	0.00%	0	0.00%	114	100.00%	114	100.00%
UNITED STATES SENATOR, Vote For 1									
	Rory HOULIHAN	0	0.00%	0	0.00%	3	2.88%	3	2.88%
	Jeff KENDER	0	0.00%	0	0.00%	7	6.73%	7	6.73%
	Ron LEACH	0	0.00%	0	0.00%	21	20.19%	21	20.19%
	Tom RECKTENWALD	0	0.00%	0	0.00%	2	1.92%	2	1.92%
	Grant T. SHORT	0	0.00%	0	0.00%	7	6.73%	7	6.73%
	Sellus WILDER	0	0.00%	0	0.00%	14	13.46%	14	13.46%
	Jim GRAY	0	0.00%	0	0.00%	50	48.08%	50	48.08%
	Cast Votes:	0	0.00%	0	0.00%	104	91.23%	104	91.23%

BK0006PG0683

Precinct Report — Unofficial

PRESIDENTIAL PREFERENCE AND REGULAR PRIMARY — OFFICIAL BALLOT FOR HARDIN COUNTY — May 17, 2016

05/17/2016 09:26 PM

Total Number of Voters : 13,146 of 0 = 0.00%

Precincts Reporting 61 of 61 = 100.00%

Party	Candidate	Absentee		Early		Election		Total	
Precinct B006 (Ballots Cast: 235)									
UNITED STATES SENATOR, Vote For 1									
	Rand PAUL	0	0.00%	0	0.00%	24	61.54%	24	61.54%
	Stephen Howard SLAUGHTER	0	0.00%	0	0.00%	4	10.26%	4	10.26%
	James R. GOULD	0	0.00%	0	0.00%	11	28.21%	11	28.21%
	Cast Votes:	0	0.00%	0	0.00%	39	97.50%	39	97.50%
PRESIDENT of the UNITED STATES, Vote For 1									
	Martin J. O'MALLEY	0	0.00%	0	0.00%	0	0.00%	0	0.00%
	Bernard "Bernie" SANDERS	0	0.00%	0	0.00%	59	32.78%	59	32.78%
	Hillary CLINTON	0	0.00%	0	0.00%	111	61.67%	111	61.67%
	Roque Rocky DE LA FUENTE	0	0.00%	0	0.00%	1	0.56%	1	0.56%
	"UNCOMMITTED"	0	0.00%	0	0.00%	9	5.00%	9	5.00%
	Cast Votes:	0	0.00%	0	0.00%	180	98.90%	180	98.90%
UNITED STATES SENATOR, Vote For 1									
	Rory HOULIHAN	0	0.00%	0	0.00%	4	2.55%	4	2.55%
	Jeff KENDER	0	0.00%	0	0.00%	7	4.46%	7	4.46%
	Ron LEACH	0	0.00%	0	0.00%	41	26.11%	41	26.11%
	Tom RECKTENWALD	0	0.00%	0	0.00%	7	4.46%	7	4.46%
	Grant T. SHORT	0	0.00%	0	0.00%	25	15.92%	25	15.92%
	Sellus WILDER	0	0.00%	0	0.00%	18	11.46%	18	11.46%
	Jim GRAY	0	0.00%	0	0.00%	55	35.03%	55	35.03%
	Cast Votes:	0	0.00%	0	0.00%	157	86.26%	157	86.26%
CITY COUNCIL City of Radcliff, Vote For 6									
	John FLANAGAN	0	0.00%	0	0.00%	70	6.46%	70	6.46%
	R. Gary SUMMERS	0	0.00%	0	0.00%	35	3.23%	35	3.23%
	Jerry BROWN	0	0.00%	0	0.00%	96	8.86%	96	8.86%
	V. SANDERSON-THOMPSON	0	0.00%	0	0.00%	43	3.97%	43	3.97%
	Aundra Lett JACKSON	0	0.00%	0	0.00%	58	5.36%	58	5.36%
	Edward PARKER	0	0.00%	0	0.00%	48	4.43%	48	4.43%
	Edward L. PALMER SR.	0	0.00%	0	0.00%	87	8.03%	87	8.03%
	Chris YATES	0	0.00%	0	0.00%	118	10.90%	118	10.90%
	Joe PONDER	0	0.00%	0	0.00%	69	6.37%	69	6.37%
	Theresa HUMES	0	0.00%	0	0.00%	48	4.43%	48	4.43%
	Adrian BAMBINI	0	0.00%	0	0.00%	29	2.68%	29	2.68%
	Tanya M. SEABROOKS	0	0.00%	0	0.00%	75	6.93%	75	6.93%
	Kim THOMPSON	0	0.00%	0	0.00%	95	8.77%	95	8.77%
	Stan HOLMES	0	0.00%	0	0.00%	113	10.43%	113	10.43%
	Barbara BAKER	0	0.00%	0	0.00%	99	9.14%	99	9.14%
	Cast Votes:	0	0.00%	0	0.00%	1,083	76.81%	1,083	76.81%

BK0006PG0684

Precinct Report — Unofficial

PRESIDENTIAL PREFERENCE AND REGULAR PRIMARY — OFFICIAL BALLOT FOR HARDIN COUNTY — May 17, 2016

05/17/2016 09:26 PM

Total Number of Voters : 13,146 of 0 = 0.00%

Precincts Reporting 61 of 61 = 100.00%

Party	Candidate	Absentee		Early		Election		Total	
Precinct C001 (Ballots Cast: 209)									
UNITED STATES SENATOR, Vote For 1									
	Rand PAUL	0	0.00%	0	0.00%	58	86.57%	58	86.57%
	Stephen Howard SLAUGHTER	0	0.00%	0	0.00%	2	2.99%	2	2.99%
	James R. GOULD	0	0.00%	0	0.00%	7	10.45%	7	10.45%
	Cast Votes:	0	0.00%	0	0.00%	67	98.53%	67	98.53%
PRESIDENT of the UNITED STATES, Vote For 1									
	Martin J. O'MALLEY	0	0.00%	0	0.00%	0	0.00%	0	0.00%
	Bernard "Bernie" SANDERS	0	0.00%	0	0.00%	67	47.52%	67	47.52%
	Hillary CLINTON	0	0.00%	0	0.00%	68	48.23%	68	48.23%
	Roque Rocky DE LA FUENTE	0	0.00%	0	0.00%	0	0.00%	0	0.00%
	"UNCOMMITTED"	0	0.00%	0	0.00%	6	4.26%	6	4.26%
	Cast Votes:	0	0.00%	0	0.00%	141	100.00%	141	100.00%
UNITED STATES SENATOR, Vote For 1									
	Rory HOULIHAN	0	0.00%	0	0.00%	7	5.56%	7	5.56%
	Jeff KENDER	0	0.00%	0	0.00%	4	3.17%	4	3.17%
	Ron LEACH	0	0.00%	0	0.00%	16	12.70%	16	12.70%
	Tom RECKTENWALD	0	0.00%	0	0.00%	4	3.17%	4	3.17%
	Grant T. SHORT	0	0.00%	0	0.00%	7	5.56%	7	5.56%
	Sellus WILDER	0	0.00%	0	0.00%	7	5.56%	7	5.56%
	Jim GRAY	0	0.00%	0	0.00%	81	64.29%	81	64.29%
	Cast Votes:	0	0.00%	0	0.00%	126	89.36%	126	89.36%

BK0006PG0685

Precinct Report — Unofficial

PRESIDENTIAL PREFERENCE AND REGULAR PRIMARY — OFFICIAL BALLOT FOR HARDIN COUNTY — May 17, 2016

05/17/2016 09:26 PM

Total Number of Voters : 13,146 of 0 = 0.00%

Precincts Reporting 61 of 61 = 100.00%

Party	Candidate	Absentee		Early		Election		Total	
Precinct C002 (Ballots Cast: 258)									
UNITED STATES SENATOR, Vote For 1									
	Rand PAUL	0	0.00%	0	0.00%	46	85.19%	46	85.19%
	Stephen Howard SLAUGHTER	0	0.00%	0	0.00%	5	9.26%	5	9.26%
	James R. GOULD	0	0.00%	0	0.00%	3	5.56%	3	5.56%
	Cast Votes:	0	0.00%	0	0.00%	54	100.00%	54	100.00%
PRESIDENT of the UNITED STATES, Vote For 1									
	Martin J. O'MALLEY	0	0.00%	0	0.00%	1	0.49%	1	0.49%
	Bernard "Bernie" SANDERS	0	0.00%	0	0.00%	97	47.78%	97	47.78%
	Hillary CLINTON	0	0.00%	0	0.00%	101	49.75%	101	49.75%
	Roque Rocky DE LA FUENTE	0	0.00%	0	0.00%	0	0.00%	0	0.00%
	"UNCOMMITTED"	0	0.00%	0	0.00%	4	1.97%	4	1.97%
	Cast Votes:	0	0.00%	0	0.00%	203	99.51%	203	99.51%
UNITED STATES SENATOR, Vote For 1									
	Rory HOULIHAN	0	0.00%	0	0.00%	12	6.74%	12	6.74%
	Jeff KENDER	0	0.00%	0	0.00%	14	7.87%	14	7.87%
	Ron LEACH	0	0.00%	0	0.00%	39	21.91%	39	21.91%
	Tom RECKTENWALD	0	0.00%	0	0.00%	12	6.74%	12	6.74%
	Grant T. SHORT	0	0.00%	0	0.00%	5	2.81%	5	2.81%
	Sellus WILDER	0	0.00%	0	0.00%	26	14.61%	26	14.61%
	Jim GRAY	0	0.00%	0	0.00%	70	39.33%	70	39.33%
	Cast Votes:	0	0.00%	0	0.00%	178	87.25%	178	87.25%

BK0006PG0686

Precinct Report — Unofficial

PRESIDENTIAL PREFERENCE AND REGULAR PRIMARY — OFFICIAL BALLOT FOR HARDIN COUNTY — May 17, 2016

05/17/2016 09:26 PM

Total Number of Voters : 13,146 of 0 = 0.00%

Precincts Reporting 61 of 61 = 100.00%

Party	Candidate	Absentee		Early		Election		Total	
Precinct C003 (Ballots Cast: 256)									
UNITED STATES SENATOR, Vote For 1									
	Rand PAUL	0	0.00%	0	0.00%	80	86.02%	80	86.02%
	Stephen Howard SLAUGHTER	0	0.00%	0	0.00%	7	7.53%	7	7.53%
	James R. GOULD	0	0.00%	0	0.00%	6	6.45%	6	6.45%
	Cast Votes:	0	0.00%	0	0.00%	93	98.94%	93	98.94%
STATE REPRESENTATIVE 26th Representative District, Vote For 1									
	Russell WEBBER	0	0.00%	0	0.00%	66	78.57%	66	78.57%
	Brenda "Susie" BOARD	0	0.00%	0	0.00%	18	21.43%	18	21.43%
	Cast Votes:	0	0.00%	0	0.00%	84	89.36%	84	89.36%
PRESIDENT of the UNITED STATES, Vote For 1									
	Martin J. O'MALLEY	0	0.00%	0	0.00%	3	1.90%	3	1.90%
	Bernard "Bernie" SANDERS	0	0.00%	0	0.00%	89	56.33%	89	56.33%
	Hillary CLINTON	0	0.00%	0	0.00%	53	33.54%	53	33.54%
	Roque Rocky DE LA FUENTE	0	0.00%	0	0.00%	1	0.63%	1	0.63%
	"UNCOMMITTED"	0	0.00%	0	0.00%	12	7.59%	12	7.59%
	Cast Votes:	0	0.00%	0	0.00%	158	97.53%	158	97.53%
UNITED STATES SENATOR, Vote For 1									
	Rory HOULIHAN	0	0.00%	0	0.00%	6	4.29%	6	4.29%
	Jeff KENDER	0	0.00%	0	0.00%	10	7.14%	10	7.14%
	Ron LEACH	0	0.00%	0	0.00%	22	15.71%	22	15.71%
	Tom RECKTENWALD	0	0.00%	0	0.00%	7	5.00%	7	5.00%
	Grant T. SHORT	0	0.00%	0	0.00%	2	1.43%	2	1.43%
	Sellus WILDER	0	0.00%	0	0.00%	9	6.43%	9	6.43%
	Jim GRAY	0	0.00%	0	0.00%	84	60.00%	84	60.00%
	Cast Votes:	0	0.00%	0	0.00%	140	86.42%	140	86.42%

BK00096PG0687

Precinct Report — Unofficial

PRESIDENTIAL PREFERENCE AND REGULAR PRIMARY — OFFICIAL BALLOT FOR HARDIN COUNTY — May 17, 2016

05/17/2016 09:26 PM

Total Number of Voters : 13,146 of 0 = 0.00%

Precincts Reporting 61 of 61 = 100.00%

Party	Candidate	Absentee		Early		Election		Total	
Precinct C004 (Ballots Cast: 372)									
UNITED STATES SENATOR, Vote For 1									
	Rand PAUL	0	0.00%	0	0.00%	101	85.59%	101	85.59%
	Stephen Howard SLAUGHTER	0	0.00%	0	0.00%	11	9.32%	11	9.32%
	James R. GOULD	0	0.00%	0	0.00%	6	5.08%	6	5.08%
	Cast Votes:	0	0.00%	0	0.00%	118	100.00%	118	100.00%
PRESIDENT of the UNITED STATES, Vote For 1									
	Martin J. O'MALLEY	0	0.00%	0	0.00%	4	1.57%	4	1.57%
	Bernard "Bernie" SANDERS	0	0.00%	0	0.00%	112	44.09%	112	44.09%
	Hillary CLINTON	0	0.00%	0	0.00%	122	48.03%	122	48.03%
	Roque Rocky DE LA FUENTE	0	0.00%	0	0.00%	2	0.79%	2	0.79%
	"UNCOMMITTED"	0	0.00%	0	0.00%	14	5.51%	14	5.51%
	Cast Votes:	0	0.00%	0	0.00%	254	100.00%	254	100.00%
UNITED STATES SENATOR, Vote For 1									
	Rory HOULIHAN	0	0.00%	0	0.00%	17	7.36%	17	7.36%
	Jeff KENDER	0	0.00%	0	0.00%	7	3.03%	7	3.03%
	Ron LEACH	0	0.00%	0	0.00%	38	16.45%	38	16.45%
	Tom RECKTENWALD	0	0.00%	0	0.00%	7	3.03%	7	3.03%
	Grant T. SHORT	0	0.00%	0	0.00%	9	3.90%	9	3.90%
	Sellus WILDER	0	0.00%	0	0.00%	17	7.36%	17	7.36%
	Jim GRAY	0	0.00%	0	0.00%	136	58.87%	136	58.87%
	Cast Votes:	0	0.00%	0	0.00%	231	90.94%	231	90.94%

BK0006PG0688

Precinct Report — Unofficial

PRESIDENTIAL PREFERENCE AND REGULAR PRIMARY — OFFICIAL BALLOT FOR HARDIN COUNTY — May 17, 2016

05/17/2016 09:26 PM

Total Number of Voters : 13,146 of 0 = 0.00%

Precincts Reporting 61 of 61 = 100.00%

Party	Candidate	Absentee		Early		Election		Total	
Precinct C005 (Ballots Cast: 201)									
UNITED STATES SENATOR, Vote For 1									
	Rand PAUL	0	0.00%	0	0.00%	46	68.66%	46	68.66%
	Stephen Howard SLAUGHTER	0	0.00%	0	0.00%	10	14.93%	10	14.93%
	James R. GOULD	0	0.00%	0	0.00%	11	16.42%	11	16.42%
	Cast Votes:	0	0.00%	0	0.00%	67	100.00%	67	100.00%
PRESIDENT of the UNITED STATES, Vote For 1									
	Martin J. O'MALLEY	0	0.00%	0	0.00%	2	1.49%	2	1.49%
	Bernard "Bernie" SANDERS	0	0.00%	0	0.00%	80	59.70%	80	59.70%
	Hillary CLINTON	0	0.00%	0	0.00%	45	33.58%	45	33.58%
	Roque Rocky DE LA FUENTE	0	0.00%	0	0.00%	1	0.75%	1	0.75%
	"UNCOMMITTED"	0	0.00%	0	0.00%	6	4.48%	6	4.48%
	Cast Votes:	0	0.00%	0	0.00%	134	100.00%	134	100.00%
UNITED STATES SENATOR, Vote For 1									
	Rory HOULIHAN	0	0.00%	0	0.00%	7	5.65%	7	5.65%
	Jeff KENDER	0	0.00%	0	0.00%	5	4.03%	5	4.03%
	Ron LEACH	0	0.00%	0	0.00%	23	18.55%	23	18.55%
	Tom RECKTENWALD	0	0.00%	0	0.00%	6	4.84%	6	4.84%
	Grant T. SHORT	0	0.00%	0	0.00%	3	2.42%	3	2.42%
	Sellus WILDER	0	0.00%	0	0.00%	13	10.48%	13	10.48%
	Jim GRAY	0	0.00%	0	0.00%	67	54.03%	67	54.03%
	Cast Votes:	0	0.00%	0	0.00%	124	92.54%	124	92.54%

BK0006PG0689

Precinct Report — Unofficial

PRESIDENTIAL PREFERENCE AND REGULAR PRIMARY — OFFICIAL BALLOT FOR HARDIN COUNTY — May 17, 2016

05/17/2016 09:26 PM

Total Number of Voters : 13,146 of 0 = 0.00%

Precincts Reporting 61 of 61 = 100.00%

Party	Candidate	Absentee		Early		Election		Total	
Precinct C006 (Ballots Cast: 311)									
UNITED STATES SENATOR, Vote For 1									
	Rand PAUL	0	0.00%	0	0.00%	95	87.16%	95	87.16%
	Stephen Howard SLAUGHTER	0	0.00%	0	0.00%	7	6.42%	7	6.42%
	James R. GOULD	0	0.00%	0	0.00%	7	6.42%	7	6.42%
	Cast Votes:	0	0.00%	0	0.00%	109	99.09%	109	99.09%
PRESIDENT of the UNITED STATES, Vote For 1									
	Martin J. O'MALLEY	0	0.00%	0	0.00%	2	1.00%	2	1.00%
	Bernard "Bernie" SANDERS	0	0.00%	0	0.00%	94	47.00%	94	47.00%
	Hillary CLINTON	0	0.00%	0	0.00%	98	49.00%	98	49.00%
	Roque Rocky DE LA FUENTE	0	0.00%	0	0.00%	1	0.50%	1	0.50%
	"UNCOMMITTED"	0	0.00%	0	0.00%	5	2.50%	5	2.50%
	Cast Votes:	0	0.00%	0	0.00%	200	99.50%	200	99.50%
UNITED STATES SENATOR, Vote For 1									
	Rory HOULIHAN	0	0.00%	0	0.00%	11	6.08%	11	6.08%
	Jeff KENDER	0	0.00%	0	0.00%	15	8.29%	15	8.29%
	Ron LEACH	0	0.00%	0	0.00%	32	17.68%	32	17.68%
	Tom RECKTENWALD	0	0.00%	0	0.00%	3	1.66%	3	1.66%
	Grant T. SHORT	0	0.00%	0	0.00%	9	4.97%	9	4.97%
	Sellus WILDER	0	0.00%	0	0.00%	12	6.63%	12	6.63%
	Jim GRAY	0	0.00%	0	0.00%	99	54.70%	99	54.70%
	Cast Votes:	0	0.00%	0	0.00%	181	90.05%	181	90.05%

BK0006PG0690

Precinct Report — Unofficial

PRESIDENTIAL PREFERENCE AND REGULAR PRIMARY — OFFICIAL BALLOT FOR HARDIN COUNTY — May 17, 2016

05/17/2016 09:26 PM

Total Number of Voters : 13,146 of 0 = 0.00%

Precincts Reporting 61 of 61 = 100.00%

Party	Candidate	Absentee		Early		Election		Total	
Precinct C007 (Ballots Cast: 197)									
UNITED STATES SENATOR, Vote For 1									
	Rand PAUL	0	0.00%	0	0.00%	30	83.33%	30	83.33%
	Stephen Howard SLAUGHTER	0	0.00%	0	0.00%	5	13.89%	5	13.89%
	James R. GOULD	0	0.00%	0	0.00%	1	2.78%	1	2.78%
	Cast Votes:	0	0.00%	0	0.00%	36	100.00%	36	100.00%
PRESIDENT of the UNITED STATES, Vote For 1									
	Martin J. O'MALLEY	0	0.00%	0	0.00%	0	0.00%	0	0.00%
	Bernard "Bernie" SANDERS	0	0.00%	0	0.00%	85	52.80%	85	52.80%
	Hillary CLINTON	0	0.00%	0	0.00%	69	42.86%	69	42.86%
	Roque Rocky DE LA FUENTE	0	0.00%	0	0.00%	0	0.00%	0	0.00%
	"UNCOMMITTED"	0	0.00%	0	0.00%	7	4.35%	7	4.35%
	Cast Votes:	0	0.00%	0	0.00%	161	100.00%	161	100.00%
UNITED STATES SENATOR, Vote For 1									
	Rory HOULIHAN	0	0.00%	0	0.00%	8	5.44%	8	5.44%
	Jeff KENDER	0	0.00%	0	0.00%	8	5.44%	8	5.44%
	Ron LEACH	0	0.00%	0	0.00%	29	19.73%	29	19.73%
	Tom RECKTENWALD	0	0.00%	0	0.00%	4	2.72%	4	2.72%
	Grant T. SHORT	0	0.00%	0	0.00%	10	6.80%	10	6.80%
	Sellus WILDER	0	0.00%	0	0.00%	14	9.52%	14	9.52%
	Jim GRAY	0	0.00%	0	0.00%	74	50.34%	74	50.34%
	Cast Votes:	0	0.00%	0	0.00%	147	91.30%	147	91.30%

BK0006PG0691

Precinct Report — Unofficial

PRESIDENTIAL PREFERENCE AND REGULAR PRIMARY — OFFICIAL BALLOT FOR HARDIN COUNTY — May 17, 2016

05/17/2016 09:26 PM

Total Number of Voters : 13,146 of 0 = 0.00%

Precincts Reporting 61 of 61 = 100.00%

Party	Candidate	Absentee		Early		Election		Total	
Precinct D001 (Ballots Cast: 193)									
UNITED STATES SENATOR, Vote For 1									
	Rand PAUL	0	0.00%	0	0.00%	25	86.21%	25	86.21%
	Stephen Howard SLAUGHTER	0	0.00%	0	0.00%	4	13.79%	4	13.79%
	James R. GOULD	0	0.00%	0	0.00%	0	0.00%	0	0.00%
	Cast Votes:	0	0.00%	0	0.00%	29	100.00%	29	100.00%
PRESIDENT of the UNITED STATES, Vote For 1									
	Martin J. O'MALLEY	0	0.00%	0	0.00%	3	1.84%	3	1.84%
	Bernard "Bernie" SANDERS	0	0.00%	0	0.00%	68	41.72%	68	41.72%
	Hillary CLINTON	0	0.00%	0	0.00%	82	50.31%	82	50.31%
	Roque Rocky DE LA FUENTE	0	0.00%	0	0.00%	1	0.61%	1	0.61%
	"UNCOMMITTED"	0	0.00%	0	0.00%	9	5.52%	9	5.52%
	Cast Votes:	0	0.00%	0	0.00%	163	99.39%	163	99.39%
UNITED STATES SENATOR, Vote For 1									
	Rory HOULIHAN	0	0.00%	0	0.00%	8	5.33%	8	5.33%
	Jeff KENDER	0	0.00%	0	0.00%	8	5.33%	8	5.33%
	Ron LEACH	0	0.00%	0	0.00%	13	8.67%	13	8.67%
	Tom RECKTENWALD	0	0.00%	0	0.00%	6	4.00%	6	4.00%
	Grant T. SHORT	0	0.00%	0	0.00%	9	6.00%	9	6.00%
	Sellus WILDER	0	0.00%	0	0.00%	20	13.33%	20	13.33%
	Jim GRAY	0	0.00%	0	0.00%	86	57.33%	86	57.33%
	Cast Votes:	0	0.00%	0	0.00%	150	91.46%	150	91.46%

BK0006PG0692

Precinct Report — Unofficial

PRESIDENTIAL PREFERENCE AND REGULAR PRIMARY — OFFICIAL BALLOT FOR HARDIN COUNTY — May 17, 2016

05/17/2016 09:26 PM

Total Number of Voters : 13,146 of 0 = 0.00%

Precincts Reporting 61 of 61 = 100.00%

Party	Candidate	Absentee		Early		Election		Total	
Precinct D002 (Ballots Cast: 319)									
UNITED STATES SENATOR, Vote For 1									
	Rand PAUL	0	0.00%	0	0.00%	97	89.81%	97	89.81%
	Stephen Howard SLAUGHTER	0	0.00%	0	0.00%	4	3.70%	4	3.70%
	James R. GOULD	0	0.00%	0	0.00%	7	6.48%	7	6.48%
	Cast Votes:	0	0.00%	0	0.00%	108	100.00%	108	100.00%
PRESIDENT of the UNITED STATES, Vote For 1									
	Martin J. O'MALLEY	0	0.00%	0	0.00%	3	1.43%	3	1.43%
	Bernard "Bernie" SANDERS	0	0.00%	0	0.00%	85	40.48%	85	40.48%
	Hillary CLINTON	0	0.00%	0	0.00%	111	52.86%	111	52.86%
	Roque Rocky DE LA FUENTE	0	0.00%	0	0.00%	1	0.48%	1	0.48%
	"UNCOMMITTED"	0	0.00%	0	0.00%	10	4.76%	10	4.76%
	Cast Votes:	0	0.00%	0	0.00%	210	99.53%	210	99.53%
UNITED STATES SENATOR, Vote For 1									
	Rory HOULIHAN	0	0.00%	0	0.00%	5	2.65%	5	2.65%
	Jeff KENDER	0	0.00%	0	0.00%	10	5.29%	10	5.29%
	Ron LEACH	0	0.00%	0	0.00%	25	13.23%	25	13.23%
	Tom RECKTENWALD	0	0.00%	0	0.00%	8	4.23%	8	4.23%
	Grant T. SHORT	0	0.00%	0	0.00%	12	6.35%	12	6.35%
	Sellus WILDER	0	0.00%	0	0.00%	21	11.11%	21	11.11%
	Jim GRAY	0	0.00%	0	0.00%	108	57.14%	108	57.14%
	Cast Votes:	0	0.00%	0	0.00%	189	89.57%	189	89.57%

BK0006PG0693

Precinct Report — Unofficial

PRESIDENTIAL PREFERENCE AND REGULAR PRIMARY — OFFICIAL BALLOT FOR HARDIN COUNTY — May 17, 2016

05/17/2016 09:26 PM

Total Number of Voters : 13,146 of 0 = 0.00%

Precincts Reporting 61 of 61 = 100.00%

Party	Candidate	Absentee		Early		Election		Total	
Precinct D003 (Ballots Cast: 272)									
UNITED STATES SENATOR, Vote For 1									
	Rand PAUL	0	0.00%	0	0.00%	74	83.15%	74	83.15%
	Stephen Howard SLAUGHTER	0	0.00%	0	0.00%	5	5.62%	5	5.62%
	James R. GOULD	0	0.00%	0	0.00%	10	11.24%	10	11.24%
	Cast Votes:	0	0.00%	0	0.00%	89	100.00%	89	100.00%
PRESIDENT of the UNITED STATES, Vote For 1									
	Martin J. O'MALLEY	0	0.00%	0	0.00%	2	1.12%	2	1.12%
	Bernard "Bernie" SANDERS	0	0.00%	0	0.00%	71	39.66%	71	39.66%
	Hillary CLINTON	0	0.00%	0	0.00%	99	55.31%	99	55.31%
	Roque Rocky DE LA FUENTE	0	0.00%	0	0.00%	2	1.12%	2	1.12%
	"UNCOMMITTED"	0	0.00%	0	0.00%	5	2.79%	5	2.79%
	Cast Votes:	0	0.00%	0	0.00%	179	97.81%	179	97.81%
UNITED STATES SENATOR, Vote For 1									
	Rory HOULIHAN	0	0.00%	0	0.00%	3	1.83%	3	1.83%
	Jeff KENDER	0	0.00%	0	0.00%	7	4.27%	7	4.27%
	Ron LEACH	0	0.00%	0	0.00%	23	14.02%	23	14.02%
	Tom RECKTENWALD	0	0.00%	0	0.00%	6	3.66%	6	3.66%
	Grant T. SHORT	0	0.00%	0	0.00%	9	5.49%	9	5.49%
	Sellus WILDER	0	0.00%	0	0.00%	14	8.54%	14	8.54%
	Jim GRAY	0	0.00%	0	0.00%	102	62.20%	102	62.20%
	Cast Votes:	0	0.00%	0	0.00%	164	89.62%	164	89.62%

BK0006PG0694

Precinct Report — Unofficial

PRESIDENTIAL PREFERENCE AND REGULAR PRIMARY — OFFICIAL BALLOT FOR HARDIN COUNTY — May 17, 2016

05/17/2016 09:26 PM

Total Number of Voters : 13,146 of 0 = 0.00%

Precincts Reporting 61 of 61 = 100.00%

Party	Candidate	Absentee		Early		Election		Total	
Precinct D004 (Ballots Cast: 379)									
UNITED STATES SENATOR, Vote For 1									
	Rand PAUL	0	0.00%	0	0.00%	99	84.62%	99	84.62%
	Stephen Howard SLAUGHTER	0	0.00%	0	0.00%	8	6.84%	8	6.84%
	James R. GOULD	0	0.00%	0	0.00%	10	8.55%	10	8.55%
	Cast Votes:	0	0.00%	0	0.00%	117	100.00%	117	100.00%
PRESIDENT of the UNITED STATES, Vote For 1									
	Martin J. O'MALLEY	0	0.00%	0	0.00%	1	0.38%	1	0.38%
	Bernard "Bernie" SANDERS	0	0.00%	0	0.00%	119	45.59%	119	45.59%
	Hillary CLINTON	0	0.00%	0	0.00%	136	52.11%	136	52.11%
	Roque Rocky DE LA FUENTE	0	0.00%	0	0.00%	0	0.00%	0	0.00%
	"UNCOMMITTED"	0	0.00%	0	0.00%	5	1.92%	5	1.92%
	Cast Votes:	0	0.00%	0	0.00%	261	99.62%	261	99.62%
UNITED STATES SENATOR, Vote For 1									
	Rory HOULIHAN	0	0.00%	0	0.00%	9	3.75%	9	3.75%
	Jeff KENDER	0	0.00%	0	0.00%	11	4.58%	11	4.58%
	Ron LEACH	0	0.00%	0	0.00%	58	24.17%	58	24.17%
	Tom RECKTENWALD	0	0.00%	0	0.00%	7	2.92%	7	2.92%
	Grant T. SHORT	0	0.00%	0	0.00%	19	7.92%	19	7.92%
	Sellus WILDER	0	0.00%	0	0.00%	29	12.08%	29	12.08%
	Jim GRAY	0	0.00%	0	0.00%	107	44.58%	107	44.58%
	Cast Votes:	0	0.00%	0	0.00%	240	91.60%	240	91.60%
CITY COUNCIL City of Radcliff, Vote For 6									
	John FLANAGAN	0	0.00%	0	0.00%	0	0.00%	0	0.00%
	R. Gary SUMMERS	0	0.00%	0	0.00%	0	0.00%	0	0.00%
	Jerry BROWN	0	0.00%	0	0.00%	0	0.00%	0	0.00%
	V. SANDERSON-THOMPSON	0	0.00%	0	0.00%	0	0.00%	0	0.00%
	Aundra Lett JACKSON	0	0.00%	0	0.00%	0	0.00%	0	0.00%
	Edward PARKER	0	0.00%	0	0.00%	0	0.00%	0	0.00%
	Edward L. PALMER SR.	0	0.00%	0	0.00%	0	0.00%	0	0.00%
	Chris YATES	0	0.00%	0	0.00%	0	0.00%	0	0.00%
	Joe PONDER	0	0.00%	0	0.00%	0	0.00%	0	0.00%
	Theresa HUMES	0	0.00%	0	0.00%	0	0.00%	0	0.00%
	Adrian BAMBINI	0	0.00%	0	0.00%	0	0.00%	0	0.00%
	Tanya M. SEABROOKS	0	0.00%	0	0.00%	0	0.00%	0	0.00%
	Kim THOMPSON	0	0.00%	0	0.00%	0	0.00%	0	0.00%
	Stan HOLMES	0	0.00%	0	0.00%	0	0.00%	0	0.00%
	Barbara BAKER	0	0.00%	0	0.00%	0	0.00%	0	0.00%
	Cast Votes:	0	0.00%	0	0.00%	0	0.00%	0	0.00%

BK0006PG0695

Precinct Report — Unofficial

PRESIDENTIAL PREFERENCE AND REGULAR PRIMARY — OFFICIAL BALLOT FOR HARDIN COUNTY — May 17, 2016

05/17/2016 09:26 PM

Total Number of Voters : 13,146 of 0 = 0.00%

Precincts Reporting 61 of 61 = 100.00%

Party	Candidate	Absentee		Early		Election		Total	
Precinct D005 (Ballots Cast: 337)									
UNITED STATES SENATOR, Vote For 1									
	Rand PAUL	0	0.00%	0	0.00%	98	87.50%	98	87.50%
	Stephen Howard SLAUGHTER	0	0.00%	0	0.00%	9	8.04%	9	8.04%
	James R. GOULD	0	0.00%	0	0.00%	5	4.46%	5	4.46%
	Cast Votes:	0	0.00%	0	0.00%	112	100.00%	112	100.00%
PRESIDENT of the UNITED STATES, Vote For 1									
	Martin J. O'MALLEY	0	0.00%	0	0.00%	4	1.79%	4	1.79%
	Bernard "Bernie" SANDERS	0	0.00%	0	0.00%	96	42.86%	96	42.86%
	Hillary CLINTON	0	0.00%	0	0.00%	116	51.79%	116	51.79%
	Roque Rocky DE LA FUENTE	0	0.00%	0	0.00%	0	0.00%	0	0.00%
	"UNCOMMITTED"	0	0.00%	0	0.00%	8	3.57%	8	3.57%
	Cast Votes:	0	0.00%	0	0.00%	224	99.56%	224	99.56%
UNITED STATES SENATOR, Vote For 1									
	Rory HOULIHAN	0	0.00%	0	0.00%	13	6.22%	13	6.22%
	Jeff KENDER	0	0.00%	0	0.00%	20	9.57%	20	9.57%
	Ron LEACH	0	0.00%	0	0.00%	36	17.22%	36	17.22%
	Tom RECKTENWALD	0	0.00%	0	0.00%	4	1.91%	4	1.91%
	Grant T. SHORT	0	0.00%	0	0.00%	23	11.00%	23	11.00%
	Sellus WILDER	0	0.00%	0	0.00%	14	6.70%	14	6.70%
	Jim GRAY	0	0.00%	0	0.00%	99	47.37%	99	47.37%
	Cast Votes:	0	0.00%	0	0.00%	209	92.89%	209	92.89%

BK0006PG0696

Precinct Report — Unofficial

PRESIDENTIAL PREFERENCE AND REGULAR PRIMARY — OFFICIAL BALLOT FOR HARDIN COUNTY — May 17, 2016

05/17/2016 09:26 PM

Total Number of Voters : 13,146 of 0 = 0.00%

Precincts Reporting 61 of 61 = 100.00%

Party	Candidate	Absentee		Early		Election		Total	
Precinct D006 (Ballots Cast: 142)									
UNITED STATES SENATOR, Vote For 1									
	Rand PAUL	0	0.00%	0	0.00%	36	90.00%	36	90.00%
	Stephen Howard SLAUGHTER	0	0.00%	0	0.00%	1	2.50%	1	2.50%
	James R. GOULD	0	0.00%	0	0.00%	3	7.50%	3	7.50%
	Cast Votes:	0	0.00%	0	0.00%	40	100.00%	40	100.00%
STATE REPRESENTATIVE 26th Representative District, Vote For 1									
	Russell WEBBER	0	0.00%	0	0.00%	33	86.84%	33	86.84%
	Brenda "Susie" BOARD	0	0.00%	0	0.00%	5	13.16%	5	13.16%
	Cast Votes:	0	0.00%	0	0.00%	38	95.00%	38	95.00%
PRESIDENT of the UNITED STATES, Vote For 1									
	Martin J. O'MALLEY	0	0.00%	0	0.00%	2	2.02%	2	2.02%
	Bernard "Bernie" SANDERS	0	0.00%	0	0.00%	41	41.41%	41	41.41%
	Hillary CLINTON	0	0.00%	0	0.00%	51	51.52%	51	51.52%
	Roque Rocky DE LA FUENTE	0	0.00%	0	0.00%	0	0.00%	0	0.00%
	"UNCOMMITTED"	0	0.00%	0	0.00%	5	5.05%	5	5.05%
	Cast Votes:	0	0.00%	0	0.00%	99	98.02%	99	98.02%
UNITED STATES SENATOR, Vote For 1									
	Rory HOULIHAN	0	0.00%	0	0.00%	5	5.38%	5	5.38%
	Jeff KENDER	0	0.00%	0	0.00%	4	4.30%	4	4.30%
	Ron LEACH	0	0.00%	0	0.00%	16	17.20%	16	17.20%
	Tom RECKTENWALD	0	0.00%	0	0.00%	4	4.30%	4	4.30%
	Grant T. SHORT	0	0.00%	0	0.00%	7	7.53%	7	7.53%
	Sellus WILDER	0	0.00%	0	0.00%	9	9.68%	9	9.68%
	Jim GRAY	0	0.00%	0	0.00%	48	51.61%	48	51.61%
	Cast Votes:	0	0.00%	0	0.00%	93	92.08%	93	92.08%
CITY COUNCIL City of Radcliff, Vote For 6									
	John FLANAGAN	0	0.00%	0	0.00%	11	6.55%	11	6.55%
	R. Gary SUMMERS	0	0.00%	0	0.00%	14	8.33%	14	8.33%
	Jerry BROWN	0	0.00%	0	0.00%	14	8.33%	14	8.33%
	V. SANDERSON-THOMPSON	0	0.00%	0	0.00%	7	4.17%	7	4.17%
	Aundra Lett JACKSON	0	0.00%	0	0.00%	10	5.95%	10	5.95%
	Edward PARKER	0	0.00%	0	0.00%	10	5.95%	10	5.95%
	Edward L. PALMER SR.	0	0.00%	0	0.00%	10	5.95%	10	5.95%
	Chris YATES	0	0.00%	0	0.00%	15	8.93%	15	8.93%
	Joe PONDER	0	0.00%	0	0.00%	9	5.36%	9	5.36%
	Theresa HUMES	0	0.00%	0	0.00%	12	7.14%	12	7.14%
	Adrian BAMBINI	0	0.00%	0	0.00%	3	1.79%	3	1.79%
	Tanya M. SEABROOKS	0	0.00%	0	0.00%	10	5.95%	10	5.95%
	Kim THOMPSON	0	0.00%	0	0.00%	18	10.71%	18	10.71%
	Stan HOLMES	0	0.00%	0	0.00%	11	6.55%	11	6.55%
	Barbara BAKER	0	0.00%	0	0.00%	14	8.33%	14	8.33%
	Cast Votes:	0	0.00%	0	0.00%	168	66.67%	168	66.67%

BK0006PG0697

Precinct Report — Unofficial

PRESIDENTIAL PREFERENCE AND REGULAR PRIMARY — OFFICIAL BALLOT FOR HARDIN COUNTY — May 17, 2016

05/17/2016 09:26 PM

Total Number of Voters : 13,146 of 0 = 0.00%

Precincts Reporting 61 of 61 = 100.00%

Party	Candidate	Absentee		Early		Election		Total	
Precinct E001 (Ballots Cast: 188)									
UNITED STATES SENATOR, Vote For 1									
	Rand PAUL	0	0.00%	0	0.00%	39	86.67%	39	86.67%
	Stephen Howard SLAUGHTER	0	0.00%	0	0.00%	5	11.11%	5	11.11%
	James R. GOULD	0	0.00%	0	0.00%	1	2.22%	1	2.22%
	Cast Votes:	0	0.00%	0	0.00%	45	100.00%	45	100.00%
PRESIDENT of the UNITED STATES, Vote For 1									
	Martin J. O'MALLEY	0	0.00%	0	0.00%	2	1.40%	2	1.40%
	Bernard "Bernie" SANDERS	0	0.00%	0	0.00%	67	46.85%	67	46.85%
	Hillary CLINTON	0	0.00%	0	0.00%	68	47.55%	68	47.55%
	Roque Rocky DE LA FUENTE	0	0.00%	0	0.00%	0	0.00%	0	0.00%
	"UNCOMMITTED"	0	0.00%	0	0.00%	6	4.20%	6	4.20%
	Cast Votes:	0	0.00%	0	0.00%	143	100.00%	143	100.00%
UNITED STATES SENATOR, Vote For 1									
	Rory HOULIHAN	0	0.00%	0	0.00%	5	3.79%	5	3.79%
	Jeff KENDER	0	0.00%	0	0.00%	4	3.03%	4	3.03%
	Ron LEACH	0	0.00%	0	0.00%	15	11.36%	15	11.36%
	Tom RECKTENWALD	0	0.00%	0	0.00%	2	1.52%	2	1.52%
	Grant T. SHORT	0	0.00%	0	0.00%	5	3.79%	5	3.79%
	Sellus WILDER	0	0.00%	0	0.00%	29	21.97%	29	21.97%
	Jim GRAY	0	0.00%	0	0.00%	72	54.55%	72	54.55%
	Cast Votes:	0	0.00%	0	0.00%	132	92.31%	132	92.31%

BK0006PG0698

Precinct Report — Unofficial

PRESIDENTIAL PREFERENCE AND REGULAR PRIMARY — OFFICIAL BALLOT FOR HARDIN COUNTY — May 17, 2016

05/17/2016 09:26 PM

Total Number of Voters : 13,146 of 0 = 0.00%

Precincts Reporting 61 of 61 = 100.00%

Party	Candidate	Absentee		Early		Election		Total	
Precinct E002 (Ballots Cast: 185)									
UNITED STATES SENATOR, Vote For 1									
	Rand PAUL	0	0.00%	0	0.00%	46	92.00%	46	92.00%
	Stephen Howard SLAUGHTER	0	0.00%	0	0.00%	3	6.00%	3	6.00%
	James R. GOULD	0	0.00%	0	0.00%	1	2.00%	1	2.00%
	Cast Votes:	0	0.00%	0	0.00%	50	100.00%	50	100.00%
PRESIDENT of the UNITED STATES, Vote For 1									
	Martin J. O'MALLEY	0	0.00%	0	0.00%	2	1.48%	2	1.48%
	Bernard "Bernie" SANDERS	0	0.00%	0	0.00%	66	48.89%	66	48.89%
	Hillary CLINTON	0	0.00%	0	0.00%	63	46.67%	63	46.67%
	Roque Rocky DE LA FUENTE	0	0.00%	0	0.00%	0	0.00%	0	0.00%
	"UNCOMMITTED"	0	0.00%	0	0.00%	4	2.96%	4	2.96%
	Cast Votes:	0	0.00%	0	0.00%	135	100.00%	135	100.00%
UNITED STATES SENATOR, Vote For 1									
	Rory HOULIHAN	0	0.00%	0	0.00%	6	4.84%	6	4.84%
	Jeff KENDER	0	0.00%	0	0.00%	6	4.84%	6	4.84%
	Ron LEACH	0	0.00%	0	0.00%	24	19.35%	24	19.35%
	Tom RECKTENWALD	0	0.00%	0	0.00%	3	2.42%	3	2.42%
	Grant T. SHORT	0	0.00%	0	0.00%	4	3.23%	4	3.23%
	Sellus WILDER	0	0.00%	0	0.00%	8	6.45%	8	6.45%
	Jim GRAY	0	0.00%	0	0.00%	73	58.87%	73	58.87%
	Cast Votes:	0	0.00%	0	0.00%	124	91.85%	124	91.85%

BK0006PG0699

Precinct Report — Unofficial

PRESIDENTIAL PREFERENCE AND REGULAR PRIMARY — OFFICIAL BALLOT FOR HARDIN COUNTY — May 17, 2016

05/17/2016 09:26 PM

Total Number of Voters : 13,146 of 0 = 0.00%

Precincts Reporting 61 of 61 = 100.00%

Party	Candidate	Absentee		Early		Election		Total	
Precinct E003 (Ballots Cast: 370)									
UNITED STATES SENATOR, Vote For 1									
	Rand PAUL	0	0.00%	0	0.00%	91	87.50%	91	87.50%
	Stephen Howard SLAUGHTER	0	0.00%	0	0.00%	2	1.92%	2	1.92%
	James R. GOULD	0	0.00%	0	0.00%	11	10.58%	11	10.58%
	Cast Votes:	0	0.00%	0	0.00%	104	100.00%	104	100.00%
PRESIDENT of the UNITED STATES, Vote For 1									
	Martin J. O'MALLEY	0	0.00%	0	0.00%	2	0.75%	2	0.75%
	Bernard "Bernie" SANDERS	0	0.00%	0	0.00%	138	51.88%	138	51.88%
	Hillary CLINTON	0	0.00%	0	0.00%	112	42.11%	112	42.11%
	Roque Rocky DE LA FUENTE	0	0.00%	0	0.00%	0	0.00%	0	0.00%
	"UNCOMMITTED"	0	0.00%	0	0.00%	14	5.26%	14	5.26%
	Cast Votes:	0	0.00%	0	0.00%	266	100.00%	266	100.00%
UNITED STATES SENATOR, Vote For 1									
	Rory HOULIHAN	0	0.00%	0	0.00%	4	1.71%	4	1.71%
	Jeff KENDER	0	0.00%	0	0.00%	14	5.98%	14	5.98%
	Ron LEACH	0	0.00%	0	0.00%	40	17.09%	40	17.09%
	Tom RECKTENWALD	0	0.00%	0	0.00%	10	4.27%	10	4.27%
	Grant T. SHORT	0	0.00%	0	0.00%	7	2.99%	7	2.99%
	Sellus WILDER	0	0.00%	0	0.00%	24	10.26%	24	10.26%
	Jim GRAY	0	0.00%	0	0.00%	135	57.69%	135	57.69%
	Cast Votes:	0	0.00%	0	0.00%	234	87.97%	234	87.97%

BK0006PG0700

Precinct Report — Unofficial

PRESIDENTIAL PREFERENCE AND REGULAR PRIMARY — OFFICIAL BALLOT FOR HARDIN COUNTY — May 17, 2016

05/17/2016 09:26 PM

Total Number of Voters : 13,146 of 0 = 0.00%

Precincts Reporting 61 of 61 = 100.00%

Party	Candidate	Absentee		Early		Election		Total	
Precinct E004 (Ballots Cast: 271)									
UNITED STATES SENATOR, Vote For 1									
	Rand PAUL	0	0.00%	0	0.00%	37	80.43%	37	80.43%
	Stephen Howard SLAUGHTER	0	0.00%	0	0.00%	5	10.87%	5	10.87%
	James R. GOULD	0	0.00%	0	0.00%	4	8.70%	4	8.70%
	Cast Votes:	0	0.00%	0	0.00%	46	97.87%	46	97.87%
PRESIDENT of the UNITED STATES, Vote For 1									
	Martin J. O'MALLEY	0	0.00%	0	0.00%	1	0.45%	1	0.45%
	Bernard "Bernie" SANDERS	0	0.00%	0	0.00%	94	42.15%	94	42.15%
	Hillary CLINTON	0	0.00%	0	0.00%	122	54.71%	122	54.71%
	Roque Rocky DE LA FUENTE	0	0.00%	0	0.00%	0	0.00%	0	0.00%
	"UNCOMMITTED"	0	0.00%	0	0.00%	6	2.69%	6	2.69%
	Cast Votes:	0	0.00%	0	0.00%	223	99.55%	223	99.55%
UNITED STATES SENATOR, Vote For 1									
	Rory HOULIHAN	0	0.00%	0	0.00%	15	7.11%	15	7.11%
	Jeff KENDER	0	0.00%	0	0.00%	13	6.16%	13	6.16%
	Ron LEACH	0	0.00%	0	0.00%	42	19.91%	42	19.91%
	Tom RECKTENWALD	0	0.00%	0	0.00%	9	4.27%	9	4.27%
	Grant T. SHORT	0	0.00%	0	0.00%	22	10.43%	22	10.43%
	Sellus WILDER	0	0.00%	0	0.00%	25	11.85%	25	11.85%
	Jim GRAY	0	0.00%	0	0.00%	85	40.28%	85	40.28%
	Cast Votes:	0	0.00%	0	0.00%	211	94.20%	211	94.20%

BK0006PG0701

Precinct Report — Unofficial

PRESIDENTIAL PREFERENCE AND REGULAR PRIMARY — OFFICIAL BALLOT FOR HARDIN COUNTY — May 17, 2016

05/17/2016 09:26 PM

Total Number of Voters : 13,146 of 0 = 0.00%

Precincts Reporting 61 of 61 = 100.00%

Party	Candidate	Absentee		Early		Election		Total	
Precinct E005 (Ballots Cast: 243)									
UNITED STATES SENATOR, Vote For 1									
	Rand PAUL	0	0.00%	0	0.00%	51	91.07%	51	91.07%
	Stephen Howard SLAUGHTER	0	0.00%	0	0.00%	2	3.57%	2	3.57%
	James R. GOULD	0	0.00%	0	0.00%	3	5.36%	3	5.36%
	Cast Votes:	0	0.00%	0	0.00%	56	98.25%	56	98.25%
PRESIDENT of the UNITED STATES, Vote For 1									
	Martin J. O'MALLEY	0	0.00%	0	0.00%	0	0.00%	0	0.00%
	Bernard "Bernie" SANDERS	0	0.00%	0	0.00%	85	45.70%	85	45.70%
	Hillary CLINTON	0	0.00%	0	0.00%	92	49.46%	92	49.46%
	Roque Rocky DE LA FUENTE	0	0.00%	0	0.00%	0	0.00%	0	0.00%
	"UNCOMMITTED"	0	0.00%	0	0.00%	9	4.84%	9	4.84%
	Cast Votes:	0	0.00%	0	0.00%	186	100.00%	186	100.00%
UNITED STATES SENATOR, Vote For 1									
	Rory HOULIHAN	0	0.00%	0	0.00%	8	4.52%	8	4.52%
	Jeff KENDER	0	0.00%	0	0.00%	13	7.34%	13	7.34%
	Ron LEACH	0	0.00%	0	0.00%	22	12.43%	22	12.43%
	Tom RECKTENWALD	0	0.00%	0	0.00%	3	1.69%	3	1.69%
	Grant T. SHORT	0	0.00%	0	0.00%	10	5.65%	10	5.65%
	Sellus WILDER	0	0.00%	0	0.00%	13	7.34%	13	7.34%
	Jim GRAY	0	0.00%	0	0.00%	108	61.02%	108	61.02%
	Cast Votes:	0	0.00%	0	0.00%	177	95.16%	177	95.16%

BK0006PG0702

Precinct Report — Unofficial

PRESIDENTIAL PREFERENCE AND REGULAR PRIMARY — OFFICIAL BALLOT FOR HARDIN COUNTY — May 17, 2016

05/17/2016 09:26 PM

Total Number of Voters : 13,146 of 0 = 0.00%

Precincts Reporting 61 of 61 = 100.00%

Party	Candidate	Absentee		Early		Election		Total	
Precinct E006 (Ballots Cast: 109)									
UNITED STATES SENATOR, Vote For 1									
	Rand PAUL	0	0.00%	0	0.00%	18	90.00%	18	90.00%
	Stephen Howard SLAUGHTER	0	0.00%	0	0.00%	0	0.00%	0	0.00%
	James R. GOULD	0	0.00%	0	0.00%	2	10.00%	2	10.00%
	Cast Votes:	0	0.00%	0	0.00%	20	100.00%	20	100.00%
PRESIDENT of the UNITED STATES, Vote For 1									
	Martin J. O'MALLEY	0	0.00%	0	0.00%	0	0.00%	0	0.00%
	Bernard "Bernie" SANDERS	0	0.00%	0	0.00%	50	56.18%	50	56.18%
	Hillary CLINTON	0	0.00%	0	0.00%	37	41.57%	37	41.57%
	Roque Rocky DE LA FUENTE	0	0.00%	0	0.00%	0	0.00%	0	0.00%
	"UNCOMMITTED"	0	0.00%	0	0.00%	2	2.25%	2	2.25%
	Cast Votes:	0	0.00%	0	0.00%	89	100.00%	89	100.00%
UNITED STATES SENATOR, Vote For 1									
	Rory HOULIHAN	0	0.00%	0	0.00%	7	8.54%	7	8.54%
	Jeff KENDER	0	0.00%	0	0.00%	8	9.76%	8	9.76%
	Ron LEACH	0	0.00%	0	0.00%	11	13.41%	11	13.41%
	Tom RECKTENWALD	0	0.00%	0	0.00%	4	4.88%	4	4.88%
	Grant T. SHORT	0	0.00%	0	0.00%	6	7.32%	6	7.32%
	Sellus WILDER	0	0.00%	0	0.00%	6	7.32%	6	7.32%
	Jim GRAY	0	0.00%	0	0.00%	40	48.78%	40	48.78%
	Cast Votes:	0	0.00%	0	0.00%	82	92.13%	82	92.13%

HK0006PG0703

Precinct Report — Unofficial

PRESIDENTIAL PREFERENCE AND REGULAR PRIMARY — OFFICIAL BALLOT FOR HARDIN COUNTY — May 17, 2016

05/17/2016 09:26 PM

Total Number of Voters : 13,146 of 0 = 0.00%

Precincts Reporting 61 of 61 = 100.00%

Party	Candidate	Absentee		Early		Election		Total	
Precinct F001 (Ballots Cast: 246)									
UNITED STATES SENATOR, Vote For 1									
	Rand PAUL	0	0.00%	0	0.00%	52	77.61%	52	77.61%
	Stephen Howard SLAUGHTER	0	0.00%	0	0.00%	11	16.42%	11	16.42%
	James R. GOULD	0	0.00%	0	0.00%	4	5.97%	4	5.97%
	Cast Votes:	0	0.00%	0	0.00%	67	100.00%	67	100.00%
PRESIDENT of the UNITED STATES, Vote For 1									
	Martin J. O'MALLEY	0	0.00%	0	0.00%	4	2.23%	4	2.23%
	Bernard "Bernie" SANDERS	0	0.00%	0	0.00%	86	48.04%	86	48.04%
	Hillary CLINTON	0	0.00%	0	0.00%	75	41.90%	75	41.90%
	Roque Rocky DE LA FUENTE	0	0.00%	0	0.00%	1	0.56%	1	0.56%
	"UNCOMMITTED"	0	0.00%	0	0.00%	13	7.26%	13	7.26%
	Cast Votes:	0	0.00%	0	0.00%	179	100.00%	179	100.00%
UNITED STATES SENATOR, Vote For 1									
	Rory HOULIHAN	0	0.00%	0	0.00%	13	8.39%	13	8.39%
	Jeff KENDER	0	0.00%	0	0.00%	14	9.03%	14	9.03%
	Ron LEACH	0	0.00%	0	0.00%	26	16.77%	26	16.77%
	Tom RECKTENWALD	0	0.00%	0	0.00%	7	4.52%	7	4.52%
	Grant T. SHORT	0	0.00%	0	0.00%	7	4.52%	7	4.52%
	Sellus WILDER	0	0.00%	0	0.00%	12	7.74%	12	7.74%
	Jim GRAY	0	0.00%	0	0.00%	76	49.03%	76	49.03%
	Cast Votes:	0	0.00%	0	0.00%	155	86.59%	155	86.59%

BK0006PG0704

Precinct Report — Unofficial

PRESIDENTIAL PREFERENCE AND REGULAR PRIMARY — OFFICIAL BALLOT FOR HARDIN COUNTY — May 17, 2016

05/17/2016 09:26 PM

Total Number of Voters : 13,146 of 0 = 0.00%

Precincts Reporting 61 of 61 = 100.00%

Party	Candidate	Absentee		Early		Election		Total	
Precinct F002 (Ballots Cast: 229)									
UNITED STATES SENATOR, Vote For 1									
	Rand PAUL	0	0.00%	0	0.00%	73	89.02%	73	89.02%
	Stephen Howard SLAUGHTER	0	0.00%	0	0.00%	5	6.10%	5	6.10%
	James R. GOULD	0	0.00%	0	0.00%	4	4.88%	4	4.88%
	Cast Votes:	0	0.00%	0	0.00%	82	100.00%	82	100.00%
PRESIDENT of the UNITED STATES, Vote For 1									
	Martin J. O'MALLEY	0	0.00%	0	0.00%	3	2.08%	3	2.08%
	Bernard "Bernie" SANDERS	0	0.00%	0	0.00%	92	63.89%	92	63.89%
	Hillary CLINTON	0	0.00%	0	0.00%	41	28.47%	41	28.47%
	Roque Rocky DE LA FUENTE	0	0.00%	0	0.00%	1	0.69%	1	0.69%
	"UNCOMMITTED"	0	0.00%	0	0.00%	7	4.86%	7	4.86%
	Cast Votes:	0	0.00%	0	0.00%	144	97.96%	144	97.96%
UNITED STATES SENATOR, Vote For 1									
	Rory HOULIHAN	0	0.00%	0	0.00%	9	6.87%	9	6.87%
	Jeff KENDER	0	0.00%	0	0.00%	7	5.34%	7	5.34%
	Ron LEACH	0	0.00%	0	0.00%	17	12.98%	17	12.98%
	Tom RECKTENWALD	0	0.00%	0	0.00%	8	6.11%	8	6.11%
	Grant T. SHORT	0	0.00%	0	0.00%	6	4.58%	6	4.58%
	Sellus WILDER	0	0.00%	0	0.00%	12	9.16%	12	9.16%
	Jim GRAY	0	0.00%	0	0.00%	72	54.96%	72	54.96%
	Cast Votes:	0	0.00%	0	0.00%	131	89.12%	131	89.12%

BK0006PG0705

Precinct Report — Unofficial

PRESIDENTIAL PREFERENCE AND REGULAR PRIMARY — OFFICIAL BALLOT FOR HARDIN COUNTY — May 17, 2016

05/17/2016 09:26 PM

Total Number of Voters : 13,146 of 0 = 0.00%

Precincts Reporting 61 of 61 = 100.00%

Party	Candidate	Absentee		Early		Election		Total	
Precinct F003 (Ballots Cast: 337)									
UNITED STATES SENATOR, Vote For 1									
	Rand PAUL	0	0.00%	0	0.00%	94	87.85%	94	87.85%
	Stephen Howard SLAUGHTER	0	0.00%	0	0.00%	10	9.35%	10	9.35%
	James R. GOULD	0	0.00%	0	0.00%	3	2.80%	3	2.80%
	Cast Votes:	0	0.00%	0	0.00%	107	100.00%	107	100.00%
PRESIDENT of the UNITED STATES, Vote For 1									
	Martin J. O'MALLEY	0	0.00%	0	0.00%	6	2.63%	6	2.63%
	Bernard "Bernie" SANDERS	0	0.00%	0	0.00%	120	52.63%	120	52.63%
	Hillary CLINTON	0	0.00%	0	0.00%	84	36.84%	84	36.84%
	Roque Rocky DE LA FUENTE	0	0.00%	0	0.00%	0	0.00%	0	0.00%
	"UNCOMMITTED"	0	0.00%	0	0.00%	18	7.89%	18	7.89%
	Cast Votes:	0	0.00%	0	0.00%	228	99.13%	228	99.13%
UNITED STATES SENATOR, Vote For 1									
	Rory HOULIHAN	0	0.00%	0	0.00%	16	7.62%	16	7.62%
	Jeff KENDER	0	0.00%	0	0.00%	8	3.81%	8	3.81%
	Ron LEACH	0	0.00%	0	0.00%	37	17.62%	37	17.62%
	Tom RECKTENWALD	0	0.00%	0	0.00%	8	3.81%	8	3.81%
	Grant T. SHORT	0	0.00%	0	0.00%	11	5.24%	11	5.24%
	Sellus WILDER	0	0.00%	0	0.00%	18	8.57%	18	8.57%
	Jim GRAY	0	0.00%	0	0.00%	112	53.33%	112	53.33%
	Cast Votes:	0	0.00%	0	0.00%	210	91.30%	210	91.30%

BK0006PG0706

Precinct Report — Unofficial

PRESIDENTIAL PREFERENCE AND REGULAR PRIMARY — OFFICIAL BALLOT FOR HARDIN COUNTY — May 17, 2016

05/17/2016 09:26 PM

Total Number of Voters : 13,146 of 0 = 0.00%

Precincts Reporting 61 of 61 = 100.00%

Party	Candidate	Absentee		Early		Election		Total	
Precinct F004 (Ballots Cast: 320)									
UNITED STATES SENATOR, Vote For 1									
	Rand PAUL	0	0.00%	0	0.00%	102	93.58%	102	93.58%
	Stephen Howard SLAUGHTER	0	0.00%	0	0.00%	3	2.75%	3	2.75%
	James R. GOULD	0	0.00%	0	0.00%	4	3.67%	4	3.67%
	Cast Votes:	0	0.00%	0	0.00%	109	100.00%	109	100.00%
PRESIDENT of the UNITED STATES, Vote For 1									
	Martin J. O'MALLEY	0	0.00%	0	0.00%	5	2.38%	5	2.38%
	Bernard "Bernie" SANDERS	0	0.00%	0	0.00%	100	47.62%	100	47.62%
	Hillary CLINTON	0	0.00%	0	0.00%	98	46.67%	98	46.67%
	Roque Rocky DE LA FUENTE	0	0.00%	0	0.00%	1	0.48%	1	0.48%
	"UNCOMMITTED"	0	0.00%	0	0.00%	6	2.86%	6	2.86%
	Cast Votes:	0	0.00%	0	0.00%	210	99.53%	210	99.53%
UNITED STATES SENATOR, Vote For 1									
	Rory HOULIHAN	0	0.00%	0	0.00%	8	4.26%	8	4.26%
	Jeff KENDER	0	0.00%	0	0.00%	18	9.57%	18	9.57%
	Ron LEACH	0	0.00%	0	0.00%	39	20.74%	39	20.74%
	Tom RECKTENWALD	0	0.00%	0	0.00%	5	2.66%	5	2.66%
	Grant T. SHORT	0	0.00%	0	0.00%	4	2.13%	4	2.13%
	Sellus WILDER	0	0.00%	0	0.00%	12	6.38%	12	6.38%
	Jim GRAY	0	0.00%	0	0.00%	102	54.26%	102	54.26%
	Cast Votes:	0	0.00%	0	0.00%	188	89.10%	188	89.10%

BK0006PG0707

Precinct Report — Unofficial

PRESIDENTIAL PREFERENCE AND REGULAR PRIMARY — OFFICIAL BALLOT FOR HARDIN COUNTY — May 17, 2016

05/17/2016 09:26 PM

Total Number of Voters : 13,146 of 0 = 0.00%

Precincts Reporting 61 of 61 = 100.00%

Party	Candidate	Absentee		Early		Election		Total	
Precinct F005 (Ballots Cast: 245)									
UNITED STATES SENATOR, Vote For 1									
	Rand PAUL	0	0.00%	0	0.00%	70	81.40%	70	81.40%
	Stephen Howard SLAUGHTER	0	0.00%	0	0.00%	6	6.98%	6	6.98%
	James R. GOULD	0	0.00%	0	0.00%	10	11.63%	10	11.63%
	Cast Votes:	0	0.00%	0	0.00%	86	100.00%	86	100.00%
PRESIDENT of the UNITED STATES, Vote For 1									
	Martin J. O'MALLEY	0	0.00%	0	0.00%	2	1.27%	2	1.27%
	Bernard "Bernie" SANDERS	0	0.00%	0	0.00%	92	58.23%	92	58.23%
	Hillary CLINTON	0	0.00%	0	0.00%	57	36.08%	57	36.08%
	Roque Rocky DE LA FUENTE	0	0.00%	0	0.00%	1	0.63%	1	0.63%
	"UNCOMMITTED"	0	0.00%	0	0.00%	6	3.80%	6	3.80%
	Cast Votes:	0	0.00%	0	0.00%	158	99.37%	158	99.37%
UNITED STATES SENATOR, Vote For 1									
	Rory HOULIHAN	0	0.00%	0	0.00%	9	6.12%	9	6.12%
	Jeff KENDER	0	0.00%	0	0.00%	6	4.08%	6	4.08%
	Ron LEACH	0	0.00%	0	0.00%	24	16.33%	24	16.33%
	Tom RECKTENWALD	0	0.00%	0	0.00%	9	6.12%	9	6.12%
	Grant T. SHORT	0	0.00%	0	0.00%	7	4.76%	7	4.76%
	Sellus WILDER	0	0.00%	0	0.00%	18	12.24%	18	12.24%
	Jim GRAY	0	0.00%	0	0.00%	74	50.34%	74	50.34%
	Cast Votes:	0	0.00%	0	0.00%	147	92.45%	147	92.45%

BK0006PG0708

Precinct Report — Unofficial

PRESIDENTIAL PREFERENCE AND REGULAR PRIMARY — OFFICIAL BALLOT FOR HARDIN COUNTY — May 17, 2016

05/17/2016 09:26 PM

Total Number of Voters : 13,146 of 0 = 0.00%

Precincts Reporting 61 of 61 = 100.00%

Party	Candidate	Absentee		Early		Election		Total	
Precinct F006 (Ballots Cast: 224)									
UNITED STATES SENATOR, Vote For 1									
	Rand PAUL	0	0.00%	0	0.00%	37	90.24%	37	90.24%
	Stephen Howard SLAUGHTER	0	0.00%	0	0.00%	2	4.88%	2	4.88%
	James R. GOULD	0	0.00%	0	0.00%	2	4.88%	2	4.88%
	Cast Votes:	0	0.00%	0	0.00%	41	100.00%	41	100.00%
PRESIDENT of the UNITED STATES, Vote For 1									
	Martin J. O'MALLEY	0	0.00%	0	0.00%	7	3.89%	7	3.89%
	Bernard "Bernie" SANDERS	0	0.00%	0	0.00%	111	61.67%	111	61.67%
	Hillary CLINTON	0	0.00%	0	0.00%	51	28.33%	51	28.33%
	Roque Rocky DE LA FUENTE	0	0.00%	0	0.00%	1	0.56%	1	0.56%
	"UNCOMMITTED"	0	0.00%	0	0.00%	10	5.56%	10	5.56%
	Cast Votes:	0	0.00%	0	0.00%	180	98.36%	180	98.36%
UNITED STATES SENATOR, Vote For 1									
	Rory HOULIHAN	0	0.00%	0	0.00%	8	4.73%	8	4.73%
	Jeff KENDER	0	0.00%	0	0.00%	6	3.55%	6	3.55%
	Ron LEACH	0	0.00%	0	0.00%	35	20.71%	35	20.71%
	Tom RECKTENWALD	0	0.00%	0	0.00%	4	2.37%	4	2.37%
	Grant T. SHORT	0	0.00%	0	0.00%	6	3.55%	6	3.55%
	Sellus WILDER	0	0.00%	0	0.00%	9	5.33%	9	5.33%
	Jim GRAY	0	0.00%	0	0.00%	101	59.76%	101	59.76%
	Cast Votes:	0	0.00%	0	0.00%	169	92.35%	169	92.35%

BK0006PG0709

Precinct Report — Unofficial

PRESIDENTIAL PREFERENCE AND REGULAR PRIMARY — OFFICIAL BALLOT FOR HARDIN COUNTY — May 17, 2016

05/17/2016 09:26 PM

Total Number of Voters : 13,146 of 0 = 0.00%

Precincts Reporting 61 of 61 = 100.00%

Party	Candidate	Absentee		Early		Election		Total	
Precinct F007 (Ballots Cast: 146)									
UNITED STATES SENATOR, Vote For 1									
	Rand PAUL	0	0.00%	0	0.00%	40	97.56%	40	97.56%
	Stephen Howard SLAUGHTER	0	0.00%	0	0.00%	1	2.44%	1	2.44%
	James R. GOULD	0	0.00%	0	0.00%	0	0.00%	0	0.00%
	Cast Votes:	0	0.00%	0	0.00%	41	100.00%	41	100.00%
PRESIDENT of the UNITED STATES, Vote For 1									
	Martin J. O'MALLEY	0	0.00%	0	0.00%	3	2.88%	3	2.88%
	Bernard "Bernie" SANDERS	0	0.00%	0	0.00%	51	49.04%	51	49.04%
	Hillary CLINTON	0	0.00%	0	0.00%	40	38.46%	40	38.46%
	Roque Rocky DE LA FUENTE	0	0.00%	0	0.00%	1	0.96%	1	0.96%
	"UNCOMMITTED"	0	0.00%	0	0.00%	9	8.65%	9	8.65%
	Cast Votes:	0	0.00%	0	0.00%	104	99.05%	104	99.05%
UNITED STATES SENATOR, Vote For 1									
	Rory HOULIHAN	0	0.00%	0	0.00%	7	7.69%	7	7.69%
	Jeff KENDER	0	0.00%	0	0.00%	4	4.40%	4	4.40%
	Ron LEACH	0	0.00%	0	0.00%	11	12.09%	11	12.09%
	Tom RECKTENWALD	0	0.00%	0	0.00%	3	3.30%	3	3.30%
	Grant T. SHORT	0	0.00%	0	0.00%	5	5.49%	5	5.49%
	Sellus WILDER	0	0.00%	0	0.00%	4	4.40%	4	4.40%
	Jim GRAY	0	0.00%	0	0.00%	57	62.64%	57	62.64%
	Cast Votes:	0	0.00%	0	0.00%	91	86.67%	91	86.67%

BK0006PG0710

Precinct Report — Unofficial

PRESIDENTIAL PREFERENCE AND REGULAR PRIMARY — OFFICIAL BALLOT FOR HARDIN COUNTY — May 17, 2016

05/17/2016 09:26 PM

Total Number of Voters : 13,146 of 0 = 0.00%

Precincts Reporting 61 of 61 = 100.00%

Party	Candidate	Absentee		Early		Election		Total	
Precinct F008 (Ballots Cast: 20)									
UNITED STATES SENATOR, Vote For 1									
	Rand PAUL	0	0.00%	0	0.00%	8	88.89%	8	88.89%
	Stephen Howard SLAUGHTER	0	0.00%	0	0.00%	1	11.11%	1	11.11%
	James R. GOULD	0	0.00%	0	0.00%	0	0.00%	0	0.00%
	Cast Votes:	0	0.00%	0	0.00%	9	100.00%	9	100.00%
PRESIDENT of the UNITED STATES, Vote For 1									
	Martin J. O'MALLEY	0	0.00%	0	0.00%	0	0.00%	0	0.00%
	Bernard "Bernie" SANDERS	0	0.00%	0	0.00%	5	45.45%	5	45.45%
	Hillary CLINTON	0	0.00%	0	0.00%	6	54.55%	6	54.55%
	Roque Rocky DE LA FUENTE	0	0.00%	0	0.00%	0	0.00%	0	0.00%
	"UNCOMMITTED"	0	0.00%	0	0.00%	0	0.00%	0	0.00%
	Cast Votes:	0	0.00%	0	0.00%	11	100.00%	11	100.00%
UNITED STATES SENATOR, Vote For 1									
	Rory HOULIHAN	0	0.00%	0	0.00%	1	10.00%	1	10.00%
	Jeff KENDER	0	0.00%	0	0.00%	1	10.00%	1	10.00%
	Ron LEACH	0	0.00%	0	0.00%	1	10.00%	1	10.00%
	Tom RECKTENWALD	0	0.00%	0	0.00%	0	0.00%	0	0.00%
	Grant T. SHORT	0	0.00%	0	0.00%	2	20.00%	2	20.00%
	Sellus WILDER	0	0.00%	0	0.00%	0	0.00%	0	0.00%
	Jim GRAY	0	0.00%	0	0.00%	5	50.00%	5	50.00%
	Cast Votes:	0	0.00%	0	0.00%	10	90.91%	10	90.91%

BK0006PG0711

Precinct Report — Unofficial

PRESIDENTIAL PREFERENCE AND REGULAR PRIMARY — OFFICIAL BALLOT FOR HARDIN COUNTY — May 17, 2016

05/17/2016 09:26 PM

Total Number of Voters : 13,146 of 0 = 0.00%

Precincts Reporting 61 of 61 = 100.00%

Party	Candidate	Absentee		Early		Election		Total	
Precinct G001 (Ballots Cast: 121)									
UNITED STATES SENATOR, Vote For 1									
	Rand PAUL	0	0.00%	0	0.00%	38	88.37%	38	88.37%
	Stephen Howard SLAUGHTER	0	0.00%	0	0.00%	3	6.98%	3	6.98%
	James R. GOULD	0	0.00%	0	0.00%	2	4.65%	2	4.65%
	Cast Votes:	0	0.00%	0	0.00%	43	100.00%	43	100.00%
PRESIDENT of the UNITED STATES, Vote For 1									
	Martin J. O'MALLEY	0	0.00%	0	0.00%	0	0.00%	0	0.00%
	Bernard "Bernie" SANDERS	0	0.00%	0	0.00%	40	51.28%	40	51.28%
	Hillary CLINTON	0	0.00%	0	0.00%	31	39.74%	31	39.74%
	Roque Rocky DE LA FUENTE	0	0.00%	0	0.00%	1	1.28%	1	1.28%
	"UNCOMMITTED"	0	0.00%	0	0.00%	6	7.69%	6	7.69%
	Cast Votes:	0	0.00%	0	0.00%	78	100.00%	78	100.00%
UNITED STATES SENATOR, Vote For 1									
	Rory HOULIHAN	0	0.00%	0	0.00%	9	12.33%	9	12.33%
	Jeff KENDER	0	0.00%	0	0.00%	3	4.11%	3	4.11%
	Ron LEACH	0	0.00%	0	0.00%	6	8.22%	6	8.22%
	Tom RECKTENWALD	0	0.00%	0	0.00%	2	2.74%	2	2.74%
	Grant T. SHORT	0	0.00%	0	0.00%	3	4.11%	3	4.11%
	Sellus WILDER	0	0.00%	0	0.00%	5	6.85%	5	6.85%
	Jim GRAY	0	0.00%	0	0.00%	45	61.64%	45	61.64%
	Cast Votes:	0	0.00%	0	0.00%	73	93.59%	73	93.59%

BK0006PG0712

Precinct Report — Unofficial

PRESIDENTIAL PREFERENCE AND REGULAR PRIMARY — OFFICIAL BALLOT FOR HARDIN COUNTY — May 17, 2016

05/17/2016 09:26 PM

Total Number of Voters : 13,146 of 0 = 0.00%

Precincts Reporting 61 of 61 = 100.00%

Party	Candidate	Absentee		Early		Election		Total	
Precinct G002 (Ballots Cast: 158)									
UNITED STATES SENATOR, Vote For 1									
	Rand PAUL	0	0.00%	0	0.00%	40	83.33%	40	83.33%
	Stephen Howard SLAUGHTER	0	0.00%	0	0.00%	6	12.50%	6	12.50%
	James R. GOULD	0	0.00%	0	0.00%	2	4.17%	2	4.17%
	Cast Votes:	0	0.00%	0	0.00%	48	100.00%	48	100.00%
PRESIDENT of the UNITED STATES, Vote For 1									
	Martin J. O'MALLEY	0	0.00%	0	0.00%	2	1.82%	2	1.82%
	Bernard "Bernie" SANDERS	0	0.00%	0	0.00%	66	60.00%	66	60.00%
	Hillary CLINTON	0	0.00%	0	0.00%	34	30.91%	34	30.91%
	Roque Rocky DE LA FUENTE	0	0.00%	0	0.00%	1	0.91%	1	0.91%
	"UNCOMMITTED"	0	0.00%	0	0.00%	7	6.36%	7	6.36%
	Cast Votes:	0	0.00%	0	0.00%	110	100.00%	110	100.00%
UNITED STATES SENATOR, Vote For 1									
	Rory HOULIHAN	0	0.00%	0	0.00%	6	5.94%	6	5.94%
	Jeff KENDER	0	0.00%	0	0.00%	8	7.92%	8	7.92%
	Ron LEACH	0	0.00%	0	0.00%	20	19.80%	20	19.80%
	Tom RECKTENWALD	0	0.00%	0	0.00%	1	0.99%	1	0.99%
	Grant T. SHORT	0	0.00%	0	0.00%	3	2.97%	3	2.97%
	Sellus WILDER	0	0.00%	0	0.00%	12	11.88%	12	11.88%
	Jim GRAY	0	0.00%	0	0.00%	51	50.50%	51	50.50%
	Cast Votes:	0	0.00%	0	0.00%	101	91.82%	101	91.82%

BK0006PG0713

Precinct Report — Unofficial

PRESIDENTIAL PREFERENCE AND REGULAR PRIMARY — OFFICIAL BALLOT FOR HARDIN COUNTY — May 17, 2016

05/17/2016 09:26 PM

Total Number of Voters : 13,146 of 0 = 0.00%

Precincts Reporting 61 of 61 = 100.00%

Party	Candidate	Absentee		Early		Election		Total	
Precinct G003 (Ballots Cast: 133)									
UNITED STATES SENATOR, Vote For 1									
	Rand PAUL	0	0.00%	0	0.00%	57	96.61%	57	96.61%
	Stephen Howard SLAUGHTER	0	0.00%	0	0.00%	1	1.69%	1	1.69%
	James R. GOULD	0	0.00%	0	0.00%	1	1.69%	1	1.69%
	Cast Votes:	0	0.00%	0	0.00%	59	100.00%	59	100.00%
PRESIDENT of the UNITED STATES, Vote For 1									
	Martin J. O'MALLEY	0	0.00%	0	0.00%	3	4.05%	3	4.05%
	Bernard "Bernie" SANDERS	0	0.00%	0	0.00%	37	50.00%	37	50.00%
	Hillary CLINTON	0	0.00%	0	0.00%	28	37.84%	28	37.84%
	Roque Rocky DE LA FUENTE	0	0.00%	0	0.00%	1	1.35%	1	1.35%
	"UNCOMMITTED"	0	0.00%	0	0.00%	5	6.76%	5	6.76%
	Cast Votes:	0	0.00%	0	0.00%	74	100.00%	74	100.00%
UNITED STATES SENATOR, Vote For 1									
	Rory HOULIHAN	0	0.00%	0	0.00%	3	4.41%	3	4.41%
	Jeff KENDER	0	0.00%	0	0.00%	1	1.47%	1	1.47%
	Ron LEACH	0	0.00%	0	0.00%	15	22.06%	15	22.06%
	Tom RECKTENWALD	0	0.00%	0	0.00%	5	7.35%	5	7.35%
	Grant T. SHORT	0	0.00%	0	0.00%	3	4.41%	3	4.41%
	Sellus WILDER	0	0.00%	0	0.00%	5	7.35%	5	7.35%
	Jim GRAY	0	0.00%	0	0.00%	36	52.94%	36	52.94%
	Cast Votes:	0	0.00%	0	0.00%	68	91.89%	68	91.89%

BK0006PG0714

Precinct Report — Unofficial

PRESIDENTIAL PREFERENCE AND REGULAR PRIMARY — OFFICIAL BALLOT FOR HARDIN COUNTY — May 17, 2016

05/17/2016 09:26 PM

Total Number of Voters : 13,146 of 0 = 0.00%

Precincts Reporting 61 of 61 = 100.00%

Party	Candidate	Absentee		Early		Election		Total	
Precinct G004 (Ballots Cast: 127)									
UNITED STATES SENATOR, Vote For 1									
	Rand PAUL	0	0.00%	0	0.00%	30	88.24%	30	88.24%
	Stephen Howard SLAUGHTER	0	0.00%	0	0.00%	2	5.88%	2	5.88%
	James R. GOULD	0	0.00%	0	0.00%	2	5.88%	2	5.88%
	Cast Votes:	0	0.00%	0	0.00%	34	100.00%	34	100.00%
PRESIDENT of the UNITED STATES, Vote For 1									
	Martin J. O'MALLEY	0	0.00%	0	0.00%	1	1.09%	1	1.09%
	Bernard "Bernie" SANDERS	0	0.00%	0	0.00%	60	65.22%	60	65.22%
	Hillary CLINTON	0	0.00%	0	0.00%	24	26.09%	24	26.09%
	Roque Rocky DE LA FUENTE	0	0.00%	0	0.00%	1	1.09%	1	1.09%
	"UNCOMMITTED"	0	0.00%	0	0.00%	6	6.52%	6	6.52%
	Cast Votes:	0	0.00%	0	0.00%	92	98.92%	92	98.92%
UNITED STATES SENATOR, Vote For 1									
	Rory HOULIHAN	0	0.00%	0	0.00%	4	4.60%	4	4.60%
	Jeff KENDER	0	0.00%	0	0.00%	8	9.20%	8	9.20%
	Ron LEACH	0	0.00%	0	0.00%	13	14.94%	13	14.94%
	Tom RECKTENWALD	0	0.00%	0	0.00%	3	3.45%	3	3.45%
	Grant T. SHORT	0	0.00%	0	0.00%	2	2.30%	2	2.30%
	Sellus WILDER	0	0.00%	0	0.00%	9	10.34%	9	10.34%
	Jim GRAY	0	0.00%	0	0.00%	48	55.17%	48	55.17%
	Cast Votes:	0	0.00%	0	0.00%	87	93.55%	87	93.55%

BK0006PG0715

Precinct Report — Unofficial

PRESIDENTIAL PREFERENCE AND REGULAR PRIMARY — OFFICIAL BALLOT FOR HARDIN COUNTY — May 17, 2016

05/17/2016 09:26 PM

Total Number of Voters : 13,146 of 0 = 0.00%

Precincts Reporting 61 of 61 = 100.00%

Party	Candidate	Absentee		Early		Election		Total	
Precinct G005 (Ballots Cast: 17)									
UNITED STATES SENATOR, Vote For 1									
	Rand PAUL	0	0.00%	0	0.00%	1	100.00%	1	100.00%
	Stephen Howard SLAUGHTER	0	0.00%	0	0.00%	0	0.00%	0	0.00%
	James R. GOULD	0	0.00%	0	0.00%	0	0.00%	0	0.00%
	Cast Votes:	0	0.00%	0	0.00%	1	100.00%	1	100.00%
PRESIDENT of the UNITED STATES, Vote For 1									
	Martin J. O'MALLEY	0	0.00%	0	0.00%	0	0.00%	0	0.00%
	Bernard "Bernie" SANDERS	0	0.00%	0	0.00%	11	68.75%	11	68.75%
	Hillary CLINTON	0	0.00%	0	0.00%	5	31.25%	5	31.25%
	Roque Rocky DE LA FUENTE	0	0.00%	0	0.00%	0	0.00%	0	0.00%
	"UNCOMMITTED"	0	0.00%	0	0.00%	0	0.00%	0	0.00%
	Cast Votes:	0	0.00%	0	0.00%	16	100.00%	16	100.00%
UNITED STATES SENATOR, Vote For 1									
	Rory HOULIHAN	0	0.00%	0	0.00%	2	12.50%	2	12.50%
	Jeff KENDER	0	0.00%	0	0.00%	1	6.25%	1	6.25%
	Ron LEACH	0	0.00%	0	0.00%	3	18.75%	3	18.75%
	Tom RECKTENWALD	0	0.00%	0	0.00%	0	0.00%	0	0.00%
	Grant T. SHORT	0	0.00%	0	0.00%	2	12.50%	2	12.50%
	Sellus WILDER	0	0.00%	0	0.00%	1	6.25%	1	6.25%
	Jim GRAY	0	0.00%	0	0.00%	7	43.75%	7	43.75%
	Cast Votes:	0	0.00%	0	0.00%	16	100.00%	16	100.00%

BR 0006PG0716

Precinct Report — Unofficial

PRESIDENTIAL PREFERENCE AND REGULAR PRIMARY — OFFICIAL BALLOT FOR HARDIN COUNTY — May 17, 2016

05/17/2016 09:26 PM

Total Number of Voters : 13,146 of 0 = 0.00%

Precincts Reporting 61 of 61 = 100.00%

Party	Candidate	Absentee		Early		Election		Total	
Precinct G006 (Ballots Cast: 314)									
UNITED STATES SENATOR, Vote For 1									
	Rand PAUL	0	0.00%	0	0.00%	97	89.81%	97	89.81%
	Stephen Howard SLAUGHTER	0	0.00%	0	0.00%	7	6.48%	7	6.48%
	James R. GOULD	0	0.00%	0	0.00%	4	3.70%	4	3.70%
	Cast Votes:	0	0.00%	0	0.00%	108	100.00%	108	100.00%
PRESIDENT of the UNITED STATES, Vote For 1									
	Martin J. O'MALLEY	0	0.00%	0	0.00%	2	0.98%	2	0.98%
	Bernard "Bernie" SANDERS	0	0.00%	0	0.00%	119	58.05%	119	58.05%
	Hillary CLINTON	0	0.00%	0	0.00%	72	35.12%	72	35.12%
	Roque Rocky DE LA FUENTE	0	0.00%	0	0.00%	1	0.49%	1	0.49%
	"UNCOMMITTED"	0	0.00%	0	0.00%	11	5.37%	11	5.37%
	Cast Votes:	0	0.00%	0	0.00%	205	99.51%	205	99.51%
UNITED STATES SENATOR, Vote For 1									
	Rory HOULIHAN	0	0.00%	0	0.00%	8	4.32%	8	4.32%
	Jeff KENDER	0	0.00%	0	0.00%	16	8.65%	16	8.65%
	Ron LEACH	0	0.00%	0	0.00%	35	18.92%	35	18.92%
	Tom RECKTENWALD	0	0.00%	0	0.00%	10	5.41%	10	5.41%
	Grant T. SHORT	0	0.00%	0	0.00%	7	3.78%	7	3.78%
	Sellus WILDER	0	0.00%	0	0.00%	14	7.57%	14	7.57%
	Jim GRAY	0	0.00%	0	0.00%	95	51.35%	95	51.35%
	Cast Votes:	0	0.00%	0	0.00%	185	89.81%	185	89.81%

BK0006PG0717

Precinct Report — Unofficial

PRESIDENTIAL PREFERENCE AND REGULAR PRIMARY — OFFICIAL BALLOT FOR HARDIN COUNTY — May 17, 2016

05/17/2016 09:26 PM

Total Number of Voters : 13,146 of 0 = 0.00%

Precincts Reporting 61 of 61 = 100.00%

Party	Candidate	Absentee		Early		Election		Total	
Precinct G007 (Ballots Cast: 191)									
UNITED STATES SENATOR, Vote For 1									
	Rand PAUL	0	0.00%	0	0.00%	59	95.16%	59	95.16%
	Stephen Howard SLAUGHTER	0	0.00%	0	0.00%	2	3.23%	2	3.23%
	James R. GOULD	0	0.00%	0	0.00%	1	1.61%	1	1.61%
	Cast Votes:	0	0.00%	0	0.00%	62	100.00%	62	100.00%
PRESIDENT of the UNITED STATES, Vote For 1									
	Martin J. O'MALLEY	0	0.00%	0	0.00%	4	3.13%	4	3.13%
	Bernard "Bernie" SANDERS	0	0.00%	0	0.00%	72	56.25%	72	56.25%
	Hillary CLINTON	0	0.00%	0	0.00%	47	36.72%	47	36.72%
	Roque Rocky DE LA FUENTE	0	0.00%	0	0.00%	1	0.78%	1	0.78%
	"UNCOMMITTED"	0	0.00%	0	0.00%	4	3.13%	4	3.13%
	Cast Votes:	0	0.00%	0	0.00%	128	99.22%	128	99.22%
UNITED STATES SENATOR, Vote For 1									
	Rory HOULIHAN	0	0.00%	0	0.00%	3	2.59%	3	2.59%
	Jeff KENDER	0	0.00%	0	0.00%	4	3.45%	4	3.45%
	Ron LEACH	0	0.00%	0	0.00%	19	16.38%	19	16.38%
	Tom RECKTENWALD	0	0.00%	0	0.00%	3	2.59%	3	2.59%
	Grant T. SHORT	0	0.00%	0	0.00%	7	6.03%	7	6.03%
	Sellus WILDER	0	0.00%	0	0.00%	6	5.17%	6	5.17%
	Jim GRAY	0	0.00%	0	0.00%	74	63.79%	74	63.79%
	Cast Votes:	0	0.00%	0	0.00%	116	89.92%	116	89.92%

BK0006PG0718

Precinct Report — Unofficial

PRESIDENTIAL PREFERENCE AND REGULAR PRIMARY — OFFICIAL BALLOT FOR HARDIN COUNTY — May 17, 2016

05/17/2016 09:26 PM

Total Number of Voters : 13,146 of 0 = 0.00%

Precincts Reporting 61 of 61 = 100.00%

Party	Candidate	Absentee		Early		Election		Total	
Precinct G008 (Ballots Cast: 222)									
UNITED STATES SENATOR, Vote For 1									
	Rand PAUL	0	0.00%	0	0.00%	82	87.23%	82	87.23%
	Stephen Howard SLAUGHTER	0	0.00%	0	0.00%	8	8.51%	8	8.51%
	James R. GOULD	0	0.00%	0	0.00%	4	4.26%	4	4.26%
	Cast Votes:	0	0.00%	0	0.00%	94	100.00%	94	100.00%
PRESIDENT of the UNITED STATES, Vote For 1									
	Martin J. O'MALLEY	0	0.00%	0	0.00%	2	1.57%	2	1.57%
	Bernard "Bernie" SANDERS	0	0.00%	0	0.00%	81	63.78%	81	63.78%
	Hillary CLINTON	0	0.00%	0	0.00%	36	28.35%	36	28.35%
	Roque Rocky DE LA FUENTE	0	0.00%	0	0.00%	1	0.79%	1	0.79%
	"UNCOMMITTED"	0	0.00%	0	0.00%	7	5.51%	7	5.51%
	Cast Votes:	0	0.00%	0	0.00%	127	99.22%	127	99.22%
UNITED STATES SENATOR, Vote For 1									
	Rory HOULIHAN	0	0.00%	0	0.00%	7	5.93%	7	5.93%
	Jeff KENDER	0	0.00%	0	0.00%	4	3.39%	4	3.39%
	Ron LEACH	0	0.00%	0	0.00%	22	18.64%	22	18.64%
	Tom RECKTENWALD	0	0.00%	0	0.00%	5	4.24%	5	4.24%
	Grant T. SHORT	0	0.00%	0	0.00%	4	3.39%	4	3.39%
	Sellus WILDER	0	0.00%	0	0.00%	5	4.24%	5	4.24%
	Jim GRAY	0	0.00%	0	0.00%	71	60.17%	71	60.17%
	Cast Votes:	0	0.00%	0	0.00%	118	92.19%	118	92.19%

BK0006PG0719

Precinct Report — Unofficial

PRESIDENTIAL PREFERENCE AND REGULAR PRIMARY — OFFICIAL BALLOT FOR HARDIN COUNTY — May 17, 2016

05/17/2016 09:26 PM

Total Number of Voters : 13,146 of 0 = 0.00%

Precincts Reporting 61 of 61 = 100.00%

Party	Candidate	Absentee		Early		Election		Total	
Precinct G009 (Ballots Cast: 219)									
UNITED STATES SENATOR, Vote For 1									
	Rand PAUL	0	0.00%	0	0.00%	75	90.36%	75	90.36%
	Stephen Howard SLAUGHTER	0	0.00%	0	0.00%	3	3.61%	3	3.61%
	James R. GOULD	0	0.00%	0	0.00%	5	6.02%	5	6.02%
	Cast Votes:	0	0.00%	0	0.00%	83	98.81%	83	98.81%
PRESIDENT of the UNITED STATES, Vote For 1									
	Martin J. O'MALLEY	0	0.00%	0	0.00%	1	0.75%	1	0.75%
	Bernard "Bernie" SANDERS	0	0.00%	0	0.00%	62	46.62%	62	46.62%
	Hillary CLINTON	0	0.00%	0	0.00%	63	47.37%	63	47.37%
	Roque Rocky DE LA FUENTE	0	0.00%	0	0.00%	0	0.00%	0	0.00%
	"UNCOMMITTED"	0	0.00%	0	0.00%	7	5.26%	7	5.26%
	Cast Votes:	0	0.00%	0	0.00%	133	98.52%	133	98.52%
UNITED STATES SENATOR, Vote For 1									
	Rory HOULIHAN	0	0.00%	0	0.00%	8	6.56%	8	6.56%
	Jeff KENDER	0	0.00%	0	0.00%	12	9.84%	12	9.84%
	Ron LEACH	0	0.00%	0	0.00%	19	15.57%	19	15.57%
	Tom RECKTENWALD	0	0.00%	0	0.00%	6	4.92%	6	4.92%
	Grant T. SHORT	0	0.00%	0	0.00%	8	6.56%	8	6.56%
	Sellus WILDER	0	0.00%	0	0.00%	8	6.56%	8	6.56%
	Jim GRAY	0	0.00%	0	0.00%	61	50.00%	61	50.00%
	Cast Votes:	0	0.00%	0	0.00%	122	90.37%	122	90.37%

BK0006PG0720

Precinct Report — Unofficial

PRESIDENTIAL PREFERENCE AND REGULAR PRIMARY — OFFICIAL BALLOT FOR HARDIN COUNTY — May 17, 2016

05/17/2016 09:26 PM

Total Number of Voters : 13,146 of 0 = 0.00%

Precincts Reporting 61 of 61 = 100.00%

Party	Candidate	Absentee		Early		Election		Total	
Precinct H001 (Ballots Cast: 259)									
UNITED STATES SENATOR, Vote For 1									
	Rand PAUL	0	0.00%	0	0.00%	65	73.86%	65	73.86%
	Stephen Howard SLAUGHTER	0	0.00%	0	0.00%	11	12.50%	11	12.50%
	James R. GOULD	0	0.00%	0	0.00%	12	13.64%	12	13.64%
	Cast Votes:	0	0.00%	0	0.00%	88	100.00%	88	100.00%
PRESIDENT of the UNITED STATES, Vote For 1									
	Martin J. O'MALLEY	0	0.00%	0	0.00%	2	1.17%	2	1.17%
	Bernard "Bernie" SANDERS	0	0.00%	0	0.00%	89	52.05%	89	52.05%
	Hillary CLINTON	0	0.00%	0	0.00%	76	44.44%	76	44.44%
	Roque Rocky DE LA FUENTE	0	0.00%	0	0.00%	0	0.00%	0	0.00%
	"UNCOMMITTED"	0	0.00%	0	0.00%	4	2.34%	4	2.34%
	Cast Votes:	0	0.00%	0	0.00%	171	100.00%	171	100.00%
UNITED STATES SENATOR, Vote For 1									
	Rory HOULIHAN	0	0.00%	0	0.00%	9	5.84%	9	5.84%
	Jeff KENDER	0	0.00%	0	0.00%	10	6.49%	10	6.49%
	Ron LEACH	0	0.00%	0	0.00%	31	20.13%	31	20.13%
	Tom RECKTENWALD	0	0.00%	0	0.00%	3	1.95%	3	1.95%
	Grant T. SHORT	0	0.00%	0	0.00%	8	5.19%	8	5.19%
	Sellus WILDER	0	0.00%	0	0.00%	12	7.79%	12	7.79%
	Jim GRAY	0	0.00%	0	0.00%	81	52.60%	81	52.60%
	Cast Votes:	0	0.00%	0	0.00%	154	90.06%	154	90.06%

BK0006PG0721

Precinct Report — Unofficial

PRESIDENTIAL PREFERENCE AND REGULAR PRIMARY — OFFICIAL BALLOT FOR HARDIN COUNTY — May 17, 2016

05/17/2016 09:26 PM

Total Number of Voters : 13,146 of 0 = 0.00%

Precincts Reporting 61 of 61 = 100.00%

Party	Candidate	Absentee		Early		Election		Total	
Precinct H002 (Ballots Cast: 60)									
UNITED STATES SENATOR, Vote For 1									
	Rand PAUL	0	0.00%	0	0.00%	18	94.74%	18	94.74%
	Stephen Howard SLAUGHTER	0	0.00%	0	0.00%	1	5.26%	1	5.26%
	James R. GOULD	0	0.00%	0	0.00%	0	0.00%	0	0.00%
	Cast Votes:	0	0.00%	0	0.00%	19	100.00%	19	100.00%
PRESIDENT of the UNITED STATES, Vote For 1									
	Martin J. O'MALLEY	0	0.00%	0	0.00%	4	10.26%	4	10.26%
	Bernard "Bernie" SANDERS	0	0.00%	0	0.00%	14	35.90%	14	35.90%
	Hillary CLINTON	0	0.00%	0	0.00%	19	48.72%	19	48.72%
	Roque Rocky DE LA FUENTE	0	0.00%	0	0.00%	0	0.00%	0	0.00%
	"UNCOMMITTED"	0	0.00%	0	0.00%	2	5.13%	2	5.13%
	Cast Votes:	0	0.00%	0	0.00%	39	95.12%	39	95.12%
UNITED STATES SENATOR, Vote For 1									
	Rory HOULIHAN	0	0.00%	0	0.00%	4	10.53%	4	10.53%
	Jeff KENDER	0	0.00%	0	0.00%	2	5.26%	2	5.26%
	Ron LEACH	0	0.00%	0	0.00%	5	13.16%	5	13.16%
	Tom RECKTENWALD	0	0.00%	0	0.00%	1	2.63%	1	2.63%
	Grant T. SHORT	0	0.00%	0	0.00%	0	0.00%	0	0.00%
	Sellus WILDER	0	0.00%	0	0.00%	0	0.00%	0	0.00%
	Jim GRAY	0	0.00%	0	0.00%	26	68.42%	26	68.42%
	Cast Votes:	0	0.00%	0	0.00%	38	92.68%	38	92.68%

BK0006PG0722

Precinct Report — Unofficial

PRESIDENTIAL PREFERENCE AND REGULAR PRIMARY — OFFICIAL BALLOT FOR HARDIN COUNTY — May 17, 2016

05/17/2016 09:26 PM

Total Number of Voters : 13,146 of 0 = 0.00%

Precincts Reporting 61 of 61 = 100.00%

Party	Candidate	Absentee		Early		Election		Total	
Precinct H003 (Ballots Cast: 18)									
UNITED STATES SENATOR, Vote For 1									
	Rand PAUL	0	0.00%	0	0.00%	6	100.00%	6	100.00%
	Stephen Howard SLAUGHTER	0	0.00%	0	0.00%	0	0.00%	0	0.00%
	James R. GOULD	0	0.00%	0	0.00%	0	0.00%	0	0.00%
	Cast Votes:	0	0.00%	0	0.00%	6	100.00%	6	100.00%
PRESIDENT of the UNITED STATES, Vote For 1									
	Martin J. O'MALLEY	0	0.00%	0	0.00%	0	0.00%	0	0.00%
	Bernard "Bernie" SANDERS	0	0.00%	0	0.00%	10	83.33%	10	83.33%
	Hillary CLINTON	0	0.00%	0	0.00%	2	16.67%	2	16.67%
	Roque Rocky DE LA FUENTE	0	0.00%	0	0.00%	0	0.00%	0	0.00%
	"UNCOMMITTED"	0	0.00%	0	0.00%	0	0.00%	0	0.00%
	Cast Votes:	0	0.00%	0	0.00%	12	100.00%	12	100.00%
UNITED STATES SENATOR, Vote For 1									
	Rory HOULIHAN	0	0.00%	0	0.00%	0	0.00%	0	0.00%
	Jeff KENDER	0	0.00%	0	0.00%	0	0.00%	0	0.00%
	Ron LEACH	0	0.00%	0	0.00%	2	18.18%	2	18.18%
	Tom RECKTENWALD	0	0.00%	0	0.00%	1	9.09%	1	9.09%
	Grant T. SHORT	0	0.00%	0	0.00%	1	9.09%	1	9.09%
	Sellus WILDER	0	0.00%	0	0.00%	1	9.09%	1	9.09%
	Jim GRAY	0	0.00%	0	0.00%	6	54.55%	6	54.55%
	Cast Votes:	0	0.00%	0	0.00%	11	91.67%	11	91.67%

BK0006,PG0723

Precinct Report — Unofficial

PRESIDENTIAL PREFERENCE AND REGULAR PRIMARY — OFFICIAL BALLOT FOR HARDIN COUNTY — May 17, 2016

05/17/2016 09:26 PM

Total Number of Voters : 13,146 of 0 = 0.00%

Precincts Reporting 61 of 61 = 100.00%

Party	Candidate	Absentee		Early		Election		Total	
Precinct H004 (Ballots Cast: 240)									
UNITED STATES SENATOR, Vote For 1									
	Rand PAUL	0	0.00%	0	0.00%	73	91.25%	73	91.25%
	Stephen Howard SLAUGHTER	0	0.00%	0	0.00%	3	3.75%	3	3.75%
	James R. GOULD	0	0.00%	0	0.00%	4	5.00%	4	5.00%
	Cast Votes:	0	0.00%	0	0.00%	80	100.00%	80	100.00%
PRESIDENT of the UNITED STATES, Vote For 1									
	Martin J. O'MALLEY	0	0.00%	0	0.00%	3	1.90%	3	1.90%
	Bernard "Bernie" SANDERS	0	0.00%	0	0.00%	86	54.43%	86	54.43%
	Hillary CLINTON	0	0.00%	0	0.00%	59	37.34%	59	37.34%
	Roque Rocky DE LA FUENTE	0	0.00%	0	0.00%	1	0.63%	1	0.63%
	"UNCOMMITTED"	0	0.00%	0	0.00%	9	5.70%	9	5.70%
	Cast Votes:	0	0.00%	0	0.00%	158	98.75%	158	98.75%
UNITED STATES SENATOR, Vote For 1									
	Rory HOULIHAN	0	0.00%	0	0.00%	8	5.67%	8	5.67%
	Jeff KENDER	0	0.00%	0	0.00%	10	7.09%	10	7.09%
	Ron LEACH	0	0.00%	0	0.00%	17	12.06%	17	12.06%
	Tom RECKTENWALD	0	0.00%	0	0.00%	2	1.42%	2	1.42%
	Grant T. SHORT	0	0.00%	0	0.00%	7	4.96%	7	4.96%
	Sellus WILDER	0	0.00%	0	0.00%	16	11.35%	16	11.35%
	Jim GRAY	0	0.00%	0	0.00%	81	57.45%	81	57.45%
	Cast Votes:	0	0.00%	0	0.00%	141	88.13%	141	88.13%

BK0006PG0724

Precinct Report — Unofficial

PRESIDENTIAL PREFERENCE AND REGULAR PRIMARY — OFFICIAL BALLOT FOR HARDIN COUNTY — May 17, 2016

05/17/2016 09:26 PM

Total Number of Voters : 13,146 of 0 = 0.00%

Precincts Reporting 61 of 61 = 100.00%

Party	Candidate	Absentee		Early		Election		Total	
Precinct H005 (Ballots Cast: 323)									
UNITED STATES SENATOR, Vote For 1									
	Rand PAUL	0	0.00%	0	0.00%	69	84.15%	69	84.15%
	Stephen Howard SLAUGHTER	0	0.00%	0	0.00%	6	7.32%	6	7.32%
	James R. GOULD	0	0.00%	0	0.00%	7	8.54%	7	8.54%
	Cast Votes:	0	0.00%	0	0.00%	82	100.00%	82	100.00%
PRESIDENT of the UNITED STATES, Vote For 1									
	Martin J. O'MALLEY	0	0.00%	0	0.00%	1	0.42%	1	0.42%
	Bernard "Bernie" SANDERS	0	0.00%	0	0.00%	95	39.58%	95	39.58%
	Hillary CLINTON	0	0.00%	0	0.00%	135	56.25%	135	56.25%
	Roque Rocky DE LA FUENTE	0	0.00%	0	0.00%	0	0.00%	0	0.00%
	"UNCOMMITTED"	0	0.00%	0	0.00%	9	3.75%	9	3.75%
	Cast Votes:	0	0.00%	0	0.00%	240	99.59%	240	99.59%
UNITED STATES SENATOR, Vote For 1									
	Rory HOULIHAN	0	0.00%	0	0.00%	14	6.25%	14	6.25%
	Jeff KENDER	0	0.00%	0	0.00%	14	6.25%	14	6.25%
	Ron LEACH	0	0.00%	0	0.00%	50	22.32%	50	22.32%
	Tom RECKTENWALD	0	0.00%	0	0.00%	4	1.79%	4	1.79%
	Grant T. SHORT	0	0.00%	0	0.00%	16	7.14%	16	7.14%
	Sellus WILDER	0	0.00%	0	0.00%	11	4.91%	11	4.91%
	Jim GRAY	0	0.00%	0	0.00%	115	51.34%	115	51.34%
	Cast Votes:	0	0.00%	0	0.00%	224	92.95%	224	92.95%

BK0006PG0725

Precinct Report — Unofficial

PRESIDENTIAL PREFERENCE AND REGULAR PRIMARY — OFFICIAL BALLOT FOR HARDIN COUNTY — May 17, 2016

05/17/2016 09:26 PM

Total Number of Voters : 13,146 of 0 = 0.00%

Precincts Reporting 61 of 61 = 100.00%

Party	Candidate	Absentee		Early		Election		Total	
Precinct H006 (Ballots Cast: 242)									
UNITED STATES SENATOR, Vote For 1									
	Rand PAUL	0	0.00%	0	0.00%	60	90.91%	60	90.91%
	Stephen Howard SLAUGHTER	0	0.00%	0	0.00%	4	6.06%	4	6.06%
	James R. GOULD	0	0.00%	0	0.00%	2	3.03%	2	3.03%
	Cast Votes:	0	0.00%	0	0.00%	66	100.00%	66	100.00%
PRESIDENT of the UNITED STATES, Vote For 1									
	Martin J. O'MALLEY	0	0.00%	0	0.00%	5	2.86%	5	2.86%
	Bernard "Bernie" SANDERS	0	0.00%	0	0.00%	63	36.00%	63	36.00%
	Hillary CLINTON	0	0.00%	0	0.00%	96	54.86%	96	54.86%
	Roque Rocky DE LA FUENTE	0	0.00%	0	0.00%	1	0.57%	1	0.57%
	"UNCOMMITTED"	0	0.00%	0	0.00%	10	5.71%	10	5.71%
	Cast Votes:	0	0.00%	0	0.00%	175	99.43%	175	99.43%
UNITED STATES SENATOR, Vote For 1									
	Rory HOULIHAN	0	0.00%	0	0.00%	5	3.01%	5	3.01%
	Jeff KENDER	0	0.00%	0	0.00%	9	5.42%	9	5.42%
	Ron LEACH	0	0.00%	0	0.00%	36	21.69%	36	21.69%
	Tom RECKTENWALD	0	0.00%	0	0.00%	9	5.42%	9	5.42%
	Grant T. SHORT	0	0.00%	0	0.00%	11	6.63%	11	6.63%
	Sellus WILDER	0	0.00%	0	0.00%	14	8.43%	14	8.43%
	Jim GRAY	0	0.00%	0	0.00%	82	49.40%	82	49.40%
	Cast Votes:	0	0.00%	0	0.00%	166	94.32%	166	94.32%

BK0006PG0726

Precinct Report — Unofficial

PRESIDENTIAL PREFERENCE AND REGULAR PRIMARY — OFFICIAL BALLOT FOR HARDIN COUNTY — May 17, 2016

05/17/2016 09:26 PM

Total Number of Voters : 13,146 of 0 = 0.00%

Precincts Reporting 61 of 61 = 100.00%

Party	Candidate	Absentee		Early		Election		Total	
Precinct H007 (Ballots Cast: 274)									
UNITED STATES SENATOR, Vote For 1									
	Rand PAUL	0	0.00%	0	0.00%	72	87.80%	72	87.80%
	Stephen Howard SLAUGHTER	0	0.00%	0	0.00%	7	8.54%	7	8.54%
	James R. GOULD	0	0.00%	0	0.00%	3	3.66%	3	3.66%
	Cast Votes:	0	0.00%	0	0.00%	82	100.00%	82	100.00%
PRESIDENT of the UNITED STATES, Vote For 1									
	Martin J. O'MALLEY	0	0.00%	0	0.00%	2	1.04%	2	1.04%
	Bernard "Bernie" SANDERS	0	0.00%	0	0.00%	89	46.35%	89	46.35%
	Hillary CLINTON	0	0.00%	0	0.00%	89	46.35%	89	46.35%
	Roque Rocky DE LA FUENTE	0	0.00%	0	0.00%	0	0.00%	0	0.00%
	"UNCOMMITTED"	0	0.00%	0	0.00%	12	6.25%	12	6.25%
	Cast Votes:	0	0.00%	0	0.00%	192	100.00%	192	100.00%
UNITED STATES SENATOR, Vote For 1									
	Rory HOULIHAN	0	0.00%	0	0.00%	6	3.47%	6	3.47%
	Jeff KENDER	0	0.00%	0	0.00%	13	7.51%	13	7.51%
	Ron LEACH	0	0.00%	0	0.00%	34	19.65%	34	19.65%
	Tom RECKTENWALD	0	0.00%	0	0.00%	11	6.36%	11	6.36%
	Grant T. SHORT	0	0.00%	0	0.00%	10	5.78%	10	5.78%
	Sellus WILDER	0	0.00%	0	0.00%	11	6.36%	11	6.36%
	Jim GRAY	0	0.00%	0	0.00%	88	50.87%	88	50.87%
	Cast Votes:	0	0.00%	0	0.00%	173	90.10%	173	90.10%

BK0006PG0727

Precinct Report — Unofficial

PRESIDENTIAL PREFERENCE AND REGULAR PRIMARY — OFFICIAL BALLOT FOR HARDIN COUNTY — May 17, 2016

05/17/2016 09:26 PM

Total Number of Voters : 13,146 of 0 = 0.00%

Precincts Reporting 61 of 61 = 100.00%

Party	Candidate	Absentee		Early		Election		Total	
Precinct H008 (Ballots Cast: 182)									
UNITED STATES SENATOR, Vote For 1									
	Rand PAUL	0	0.00%	0	0.00%	53	91.38%	53	91.38%
	Stephen Howard SLAUGHTER	0	0.00%	0	0.00%	4	6.90%	4	6.90%
	James R. GOULD	0	0.00%	0	0.00%	1	1.72%	1	1.72%
	Cast Votes:	0	0.00%	0	0.00%	58	100.00%	58	100.00%
PRESIDENT of the UNITED STATES, Vote For 1									
	Martin J. O'MALLEY	0	0.00%	0	0.00%	1	0.81%	1	0.81%
	Bernard "Bernie" SANDERS	0	0.00%	0	0.00%	74	60.16%	74	60.16%
	Hillary CLINTON	0	0.00%	0	0.00%	46	37.40%	46	37.40%
	Roque Rocky DE LA FUENTE	0	0.00%	0	0.00%	0	0.00%	0	0.00%
	"UNCOMMITTED"	0	0.00%	0	0.00%	2	1.63%	2	1.63%
	Cast Votes:	0	0.00%	0	0.00%	123	99.19%	123	99.19%
UNITED STATES SENATOR, Vote For 1									
	Rory HOULIHAN	0	0.00%	0	0.00%	6	5.26%	6	5.26%
	Jeff KENDER	0	0.00%	0	0.00%	3	2.63%	3	2.63%
	Ron LEACH	0	0.00%	0	0.00%	23	20.18%	23	20.18%
	Tom RECKTENWALD	0	0.00%	0	0.00%	2	1.75%	2	1.75%
	Grant T. SHORT	0	0.00%	0	0.00%	6	5.26%	6	5.26%
	Sellus WILDER	0	0.00%	0	0.00%	9	7.89%	9	7.89%
	Jim GRAY	0	0.00%	0	0.00%	65	57.02%	65	57.02%
	Cast Votes:	0	0.00%	0	0.00%	114	91.94%	114	91.94%

BK0006PG0728

BK0006PG0729

OFFICIAL CERTIFICATION

Hardin COUNTY

WE, THE UNDERSIGNED, DO HEREBY CERTIFY THAT THE PRECEEDING ELECTION RESULTS ARE ACCURATE AND COMPLETE FOR THE Primary ELECTION HELD ON May 17th, 2016.

Debbie Donnelly
COUNTY CLERK

Josh Ward
SHERIFF

Mary Broadway
REPUBLICAN

Winnie Dunsend
DEMOCRAT

STATE OF KENTUCKY
COUNTY OF HARDIN SCT.
I, DEBBIE DONNELLY, CLERK OF SAID COUNTY COURT, HEREBY CERTIFY THAT THE FOREGOING INSTRUMENT HAS BEEN DULY RECORDED IN Election BOOK 6 PAGE 659-729 IN MY SAID OFFICE.
DEBBIE DONNELLY, CLERK
BY Jason E. McCrabb D.C.

G. DIST.
ET

ABSENTEE			WEST POINT			RADCLIFF EAST			RADCLIFF NORTH			RADCLIFF NORTHWEST			RADCLIFF WEST			RED HILL			VETERANS			RADCLIFF SOUTHWEST			FORT KNOX 26			FORT KNOX 27		
Mail-In	Walk-In	Total	eSlate	eScan	Total	eSlate	eScan	Total	eSlate	eScan	Total	eSlate	eScan	Total	eSlate	eScan	Total	eSlate	eScan	Total	eSlate	eScan	Total	eSlate	eScan	Total	eSlate	eScan	Total	eSlate	eScan	Total
34	82	116	10	24	34	6	30	36	9	15	24	13	50	63	14	54	68	6	52	58	1	4	5	13	52	65	5	0	5	0	5	5
5	4	9	0	1	1	1	5	6	0	0	0	0	5	5	2	3	5	0	8	8	0	0	0	2	3	5	1	0	1	0	4	4
2	7	9	0	2	2	0	4	4	2	2	4	1	7	8	3	3	6	2	4	6	0	0	0	1	1	2	2	0	2	0	1	1
3	3	6																									4	0	4			
1	1	2																									3	0	3			
1	0	1	0	0	0	1	1	2	0	0	0	0	0	0	0	3	3	0	2	2	0	0	0	2	1	3	0	0	0	0	0	0
24	65	89	9	20	29	20	36	56	15	20	35	15	33	48	20	32	52	26	37	63	1	9	10	35	43	78	10	0	10	6	9	15
52	78	130	19	25	44	22	65	87	24	20	44	26	103	129	17	58	75	46	90	136	1	19	20	30	52	82	14	0	14	1	11	12
0	0	0	0	0	0	0	0	0	0	0	0	0	0	0	0	0	0	0	0	0	0	0	0	1	0	1	2	0	2	0	0	0
7	6	13	2	3	5	4	8	12	1	1	2	0	8	8	1	3	4	2	7	9	0	1	1	0	4	4	0	0	0	0	0	0
3	9	12	3	1	4	2	5	7	4	1	5	2	7	9	1	8	9	1	7	8	0	4	4	3	8	11	1	0	1	3	2	5
1	5	6	1	0	1	3	8	11	2	4	6	2	5	7	6	8	14	5	5	10	0	2	2	2	5	7	2	0	2	0	3	3
20	36	56	5	13	18	9	35	44	8	9	17	7	38	45	5	28	33	14	30	44	0	5	5	12	13	25	3	0	3	0	4	4
9	3	12	1	6	7	3	0	3	3	1	4	1	4	5	2	2	4	1	3	4	0	1	1	4	8	12	1	0	1	1	0	1
7	7	14	2	3	5	5	12	17	5	6	11	5	21	26	3	6	9	11	19	30	0	2	2	11	12	23	2	0	2	1	4	5
4	24	28	0	3	3	3	9	12	4	5	9	4	5	9	2	10	12	4	9	13	1	1	2	3	8	11	7	0	7	0	1	1
26	54	80	16	19	35	15	30	45	14	13	27	16	50	66	15	26	41	29	44	73	1	10	11	25	37	62	8	0	8	2	5	7
7	22	29				19	54	73	15	21	36	16	85	101	15	61	76	14	52	66	0	12	12	25	66	91						
1	10	11				5	24	29	13	9	22	7	40	47	11	26	37	10	19	29	0	2	2	16	24	40						
8	12	20				22	52	74	18	27	45	20	95	115	19	75	94	29	67	96	0	12	12	35	65	100						
4	12	16				15	25	40	8	5	13	12	42	54	10	28	38	32	47	79	2	6	8	15	22	37						
6	12	18				21	54	75	20	17	37	10	39	49	8	26	34	24	42	66	1	8	9	25	29	54						
2	11	13				9	19	28	18	14	32	12	60	72	10	26	36	17	44	61	1	11	12	18	22	40						
12	29	41				29	68	97	22	29	51	29	119	148	36	98	134	50	114	164	2	19	21	36	72	108						
10	24	34				27	69	96	31	25	56	23	112	135	28	104	132	40	88	128	1	19	20	34	79	113						
5	14	19				18	40	58	21	20	41	13	61	74	12	46	58	23	46	69	0	9	9	30	52	82						
3	4	7				11	32	43	16	11	27	5	43	48	15	32	47	19	38	57	2	6	8	23	29	52						
2	3	5				10	14	24	5	4	9	1	18	19	7	14	21	6	13	19	0	2	2	6	21	27						
8	18	26				16	53	69	20	28	48	15	90	105	15	47	62	28	78	106	1	10	11	38	35	73						
9	16	25				12	51	63	19	23	42	22	65	87	21	59	80	24	65	89	1	9	10	28	46	74						
11	27	38				25	84	109	18	26	44	32	121	153	26	89	115	55	110	165	0	18	18	37	72	109						
11	11	22				14	71	85	20	22	42	13	90	103	15	65	80	20	79	99	1	13	14	27	63	90						

G. DIST.
ET

RADCLIFF SOUTH			RADCLIFF SOUTHEAST			SHELTON			WOODLAND			LONGVIEW			PARKWAY			HIGHLANDS			CITY PARK			COLESBURG			TUNNEL HILL			LINCOLN TRAIL NORTH		
eSlate	eScan	Total	eSlate	eScan	Total	eSlate	eScan	Total	eSlate	eScan	Total	eSlate	eScan	Total	eSlate	eScan	Total	eSlate	eScan	Total	eSlate	eScan	Total	eSlate	eScan	Total	eSlate	eScan	Total	eSlate	eScan	Total
7	16	23	19	38	56	7	43	50	15	35	50	20	23	43	10	14	24	13	45	58	0	46	46	28	52	80	7	94	101	1	45	46
1	2	3	2	8	10	1	4	5	1	6	7	0	2	2	2	2	4	1	1	2	0	5	5	2	5	7	0	11	11	1	9	10
0	3	3	1	7	8	1	11	12	0	5	5	0	0	0	1	10	11	2	5	7	0	3	3	3	3	6	0	6	6	0	11	11
						6	40	46				14	22	36										23	43	66						
						2	16	18				5	3	8										9	9	18						
0	1	1	0	1	1	0	2	2	1	0	1	0	0	0	0	0	0	0	0	0	0	1	1	2	1	3	0	4	4	0	2	2
26	20	46	23	48	71	8	77	85	19	54	73	31	29	60	25	34	59	28	45	67	4	93	97	32	57	89	7	105	112	4	76	80
18	29	47	42	104	146	18	130	148	28	98	126	20	29	49	40	71	111	21	47	68	7	94	101	16	37	53	4	118	122	1	44	45
0	0	0	0	1	1	0	0	0	0	0	0	0	0	0	0	1	1	0	0	0	0	0	0	0	1	1	0	2	2	0	1	1
3	6	9	1	3	4	0	7	7	0	7	7	3	2	5	5	4	9	1	5	6	0	4	4	3	9	12	0	14	14	1	5	6
3	4	7	1	11	12	2	7	9	0	7	7	1	2	3	0	4	4	2	5	7	1	11	12	1	5	6	1	16	17	0	7	7
0	4	4	8	14	22	0	7	7	1	8	9	4	3	7	1	6	7	1	3	4	0	14	14	4	6	10	0	7	7	0	5	5
8	11	19	13	30	43	3	59	62	16	38	54	12	9	21	17	24	41	6	10	16	5	34	39	8	14	22	1	37	38	0	23	23
2	2	4	1	3	4	1	6	7	1	7	8	1	1	2	4	3	7	2	2	4	0	12	12	3	4	7	0	7	7	0	6	6
12	3	15	9	18	27	4	29	33	4	19	23	3	4	7	11	14	25	2	5	7	1	4	5	1	1	2	1	8	9	0	3	3
5	7	12	4	11	15	5	15	20	6	11	17	5	9	14	7	11	18	1	6	7	1	25	26	7	2	9	0	17	17	1	12	13
13	23	36	23	58	81	9	65	74	15	54	69	24	26	50	21	34	55	28	53	81	2	68	70	24	60	84	7	129	136	5	62	67
15	20	35	25	49	74	12	76	88	13	51	64				27	43	70															
11	23	34	10	39	49	4	41	45	8	36	44				12	23	35															
18	34	52	37	79	116	13	85	98	21	58	79				44	52	96															
7	7	14	16	47	63	16	61	67	18	41	59				17	26	43															
16	20	36	27	69	96	14	74	88	21	65	86				28	30	58															
5	14	19	17	43	60	7	68	75	11	46	57				15	33	48															
18	19	37	38	90	128	18	138	156	31	106	137				37	50	87															
19	32	51	48	94	142	12	117	129	23	96	119				44	74	118															
14	25	39	25	56	81	5	44	49	12	38	50				28	41	69															
12	12	24	28	61	89	10	66	76	21	50	71				21	27	48															
5	13	18	17	22	39	7	42	49	7	22	29				9	20	29															
20	21	41	37	80	117	15	112	127	27	104	131				29	46	75															
13	19	32	37	86	123	18	117	135	27	78	105				41	54	95															
21	23	44	53	96	149	18	164	182	35	109	144				42	71	113															
16	25	41	28	78	106	7	97	104	17	74	91				37	62	99															

| | | |

| | | |

| | | |

	GRANDVIEW			RINEYVILLE WEST			VINE GROVE EAST			VINE GROVE WEST			VINE GROVE SOUTH			YATES			GRAND TOTAL
	eSlate	eScan	Total	eSlate	eScan	Total	eSlate	eScan	Total	eSlate	eScan	Total	eSlate	eScan	Total	eSlate	eScan	Total	
	2	4	6	24	49	73	14	55	69	19	41	60	8	44	52	7	46	53	
	0	0	0	2	1	3	2	4	6	1	3	4	0	7	7	2	2	4	
	0	0	0	1	3	4	5	2	7	1	1	2	3	3	6	4	1	1	
	0	0	0	1	2	3	0	1	1	1	4	5	0	2	2	1	0	1	
	6	4	10	22	64	86	39	56	95	24	39	63	10	79	89	23	51	74	
	0	2	2	23	36	59	62	73	135	41	55	96	9	80	89	8	38	46	
	0	0	0	1	0	1	0	0	0	0	1	1	0	0	0	0	0	0	
	0	0	0	5	4	9	3	6	9	2	8	10	1	11	12	0	2	2	
	0	0	0	6	2	8	6	8	14	2	3	5	0	6	6	2	4	6	
	0	0	0	8	8	16	6	8	14	7	2	9	2	11	13	1	2	3	
	1	1	2	3	14	17	26	24	50	14	22	36	7	27	34	5	18	23	
	1	0	1	1	1	2	1	3	4	3	6	9	2	9	11	1	1	2	
	1	0	1	3	4	7	7	9	16	4	7	11	0	10	10	0	4	4	
	0	1	1	7	9	16	4	7	11	3	11	14	1	10	11	4	5	9	
	3	3	6	25	56	81	47	48	115	33	49	82	5	83	88	17	48	65	

*Office to be filled is written in this space. day of MAY 17 ~~19~~ 2016, for the Candidates fo

FORM E1

Number of Precinct.	Names of Candidates must be written in Vertical Lines / NAME OF PRECINCT	*FOR 5th Congressional Dist CANDIDATES: US Senator: Rand Paul	Stephen Howard Slaughter	James R Gould	US Representative: Harold "Hal" Rogers	FOR 84th District CANDIDATES: State Representative: John Burk Jr	Johnnie Turner	Chris Fugate	FOR CANDIDATES	F CAND
A101 A	HARLAN	46	12	2	51	9				
A108	BAXTER	58	5	9	56	15				
A110	PUTNEY	21	2	1	25	1				
A111	Pine Mountain	30	2	3	21	14				
A112	Bledsoe	33	2	2	22	15				
B102	Ages	5	0	2	5	2				
B103	VERDA	10	0	0	11	0				
B104 C	NORTH Evarts	6	0	0	4	3				
B105 C	South Evarts	10	0	0	9	1				
B106	Brittains Creek	15	1	0	15	2				
B107	Shields	2	1	1	2	2				
B109	Klondyke	12	1	0	12	1				
C101	Totz	20	1	1	19	5				
C102	Green Morris	5	1	0	5	1				
C103 B	Cumberland City	6	0	1	6	1				
C104 B	Cumb Blk Motor E	19	4	2	22	2				
C106	Blair	11	1	1	8	5				
C107 B	Cumb New York	16	3	1	11	9				
C109 E	Benham	17	1	0	16	2				
C111 F	Lynch	10	0	1	10	1				
D101	Elcomb	26	3	2	28	4				
D103 A	Sunshine	2	0	0	4	0				
D104 A	Grays Knob	20	3	4	22	8				
D106	Cawood/Hiram	16	1	3	15	5				
D108	Smith	12	0	2	12	3				
D109	Cranks	4	0	0	2	2				

Johnnie Turner 84th Representative withdrew so by KRS 118.212(4) No votes were counted for candidates

RECEIVED MAY 24 2016 State Board of Elections

Offices to be filled, and for and against the questions then submitted.

	FOR	FOR					FOR	FOR	FOR	
		5th Congressional District					84th District			
	CANDIDATES	CANDIDATES					CANDIDATES	CANDIDATES	CANDIDATES	CA
		US Senator			US Representative		State Representative			
		Rand Paul	Stephen Howard	Slaughter	James R Gould	Harold "Hal" Rogers	John Burk Jr	Johnnie Turner	Chris Eugate	
E102G	Loyall	41	4	4	41	8	Johnnie Turner 84th Representative withdrew	80 by 1CR 918 (4) No Votes were counted for Candidate		
E104	Fresh Meadows	12	1	2	13	2				
E105 D	Wallins City Hall	15	4	2	15	6				
E106D	Wallins School	23	0	0	18	5				
E107	Coldiron	15	0	1	13	2				
E108	Pathfork	10	5	1	10	6				
Absentee	E-slate	17	2	0	14	5				
Absentee	E-scan	7	0	1	8	0				
GRAND Totals		572	60	49	545	147				

RECEIVED
MAY 24 2016
State Board of Elections

*Office to be filled is written in this space. day of May 17 19 2016, for the Candidates fo

FORM E1

Number of Precinct.	Names of Candidates must be written in Vertical Lines / NAME OF PRECINCT	*FOR 5th Congressional District CANDIDATES				FOR CANDIDATES				FOR CANDIDATES				84th Reprensen CAND	
		President of the United States					United States Senator							State Reprense	
		Martin J O'Malley	Bernard "Bernie" Sanders	Hillary Clinton	Roque Rocky DelaFuente	Uncommitted	Tom Recktenwald	Grant T Short	Sellus Wilder	Jim Gray	Rory Houghan	Jeff Kender	Ron Leach	Kenneth Hall	Fitz Steele
A101A	HARLAN	4	71	49	0	14	10	6	10	87	3	2	9	52	76
A108	Baxter	6	92	25	0	13	4	12	17	70	4	8	14	49	79
A110	Putney	1	29	16	0	0	4	6	1	22	0	0	6	14	27
A111	Pine Mountain	1	22	4	1	0	1	2	7	9	2	4	0	8	17
A112	Bledsoe	0	22	11	0	0	1	4	2	24	0	0	1		
B102	Ages	1	47	14	0	12	6	3	12	32	0	7	8	31	38
B103	Verda	0	29	6	0	2	0	1	3	17	5	1	6		
B104C	North Evarts	2	42	11	0	7	1	11	8	18	4	5	8	27	33
B105C	South Evarts	1	26	14	0	8	1	5	6	23	0	4	2		
B106	Brittains Creek	1	46	14	1	4	5	14	6	23	0	6	4		
B107	Shields	1	17	5	0	0	1	5	6	8	1	1	1		
B109	Klondyke	0	9	7	0	2	3	9	0	3	0	1	0		
C101	Totz	0	19	2	0	3	4	2	4	7	0	0	3	9	14
C102	Green Morris	0	14	5	2	1	1	6	1	6	2	2	1	6	13
C103B	Cumberland City	0	11	9	0	0	0	2	3	7	1	1	0	8	8
C104B	Cumb. Blk Mot E	1	19	17	2	2	1	2	3	22	1	11	3	17	25
C106	Blair	0	12	4	1	2	0	0	4	9	0	2	1	5	11
C107B	Cumb. New York	2	22	7	0	1	3	8	2	11	1	3	3	14	18
C109E	Benham	1	41	21	1	5	2	5	4	41	0	3	4	15	48
C111F	Lynch	0	29	41	0	2	4	3	8	35	5	6	4		
D101	Elcomb	1	81	24	1	10	4	7	9	58	2	2	17	47	60
D103A	Sunshine	2	12	10	0	3	0	6	5	12	1	2	2	14	14
D104A	Grays Knob	1	45	17	1	5	3	10	3	31	2	5	4	26	42
D106	Cawood / Hiram	3	48	15	0	3	1	10	6	35	0	2	3		
D108	Smith	1	10	4	0	1	0	4	1	6	0	1	0		
D109	Cranks	2	16	2	1	1	2	3	0	7	1	3	3		

RECEIVED
MAY 24 2016
State Board of Elections

Democrat Primary

in HARLAN County, at an Election held on the MAY 17, 2016

Offices to be filled, and for and against the questions then submitted.

	FOR CANDIDATES	FOR 5th Congressional District CANDIDATES				FOR CANDIDATES		FOR United States Senator CANDIDATES						FOR 84th Reprensentative D CANDIDATES		FOR CANDIDATE
		President of the United States												State Reprensentative		
		Martin J O'Malley	Bernard "Bernie" Sanders	Hillary Clinton	Roque Rocky DeLaFuente	Uncommitted	Tom Recktenwald	Grant I Short	Sellus Wilder	Jim Gray	Rory Houlihan	Jeff Kender	Ron Leach	Kenneth Hall	Fitz Steele	
E102G	Loyall	4	73	27	4	6	10	8	4	65	3	7	6	40	66	
E104	Fresh Meadows	3	51	7	1	4	2	6	5	38	1	7	5			
E105D	Wallins City Hall	1	30	11	0	4	2	4	0	25	2	5	2			
E106D	Wallins School	0	39	13	1	4	3	3	7	33	2	2	5			
E107	Coldiron	4	31	10	0	8	1	4	4	26	0	4	2			
E108	Pathfork	3	18	8	0	4	2	4	4	11	2	7	1			
Absentee	E-Slate	0	14	10	0	0	3	4	4	7	0	2	1	3	13	
Absentee	E-Scan	0	5	11	0	0	0	2	3	10	0	0	1	0	12	
Grand Totals		47	1092	451	17	131	85	181	162	838	45	116	130	385	614	

RECEIVED
MAY 24 2016
State Board of Elections

WE THE UNDERSIGNED ELECTION COMMISSIONERS OF HARLAN COUNTY MET AT THE COURTHOUSE IN HARLAN K ON TUESDAY MAY 17, 2016 AND BEING THE DAY OF THE PRIMARY ELECTION AT THE SAME TIME ALL BALLOTS CAST IN THE VARIOUS PRECINCTS WERE TABULATED BY US AND TOTALS HEREOF WERE PLACED UNDER THE CANDIDATES NAMES AS APPEARS HERE IN BEFORE BECAUSE OF KRS 118.212(4) NO VOTES WILL BE COUNTED FOR JOHNNIE TURNER OR CHRIS FUGATE AS REPUBLICAN CANDIDATES FOR 84TH STATE REPRESENTATIVE.

ADJOURN 7:40 pm

COMMISSIONER [signature]
COMMISSIONER Paul Caldwell

COMMISSIONER [signature]
COMMISSIONER [signature]

PRIMARY **HARRISON COUNTY, KY**

May 17, 2016	Cong District No.	President of the United States					US SENATE									
		Dem Martin J O'MALLEY	Dem Bernard "Bernie" SANDERS	Dem Hillary CLINTON	Dem Roque Rocky De La FUENTE	UNCOMMITTED	Rep James R. GOULD	Rep Rand PAUL	Rep Stephen H SLAUGHTER	Dem Ron LEACH	Dem Tom RECKTENWALD	Dem Grant T SHORT	Dem Sellus WILDER	Dem Jim GRAY	Dem Rory HOULIHAN	Dem Jeff KENDER
A101 #1 Southside	6	5	60	76	0	7	1	25	0	6	1	5	8	117	1	2
A102 #2 Clifton Village	6	1	36	46	2	6	2	14	2	2	2	4	5	70	1	0
B101 #3 Fire Dept #2	6	2	78	66	0	9	3	24	2	1	3	6	6	122	3	1
B102 #4 Library	6	3	32	42	2	5	0	8	0	2	2	2	4	70	0	1
A103 #5 Sheriff's Office	4	0	9	16	0	0	0	4	0	0	1	0	2	22	0	0
F102 #6 Northside	4	2	63	51	0	7	3	31	0	8	2	1	1	104	2	3
C101 #7 Buena Vista	6	5	59	55	1	6	5	46	5	7	0	3	7	107	0	1
C102 #8 Eastside	6	4	74	58	0	13	4	50	2	10	2	3	11	115	0	3
D101 #9 Co. Extension	6	5	69	52	1	8	1	27	0	4	2	4	1	117	0	4
D102 #10 Leesburg	4	6	80	48	1	7	8	31	1	4	2	2	9	114	1	6
E101 #11 Westside	4	2	68	47	0	10	2	17	0	7	1	2	3	108	1	2
E102 #12 Connersville	4	3	63	44	1	6	1	27	1	9	1	2	2	88	3	12
G101 #13 Kinman	4	0	57	35	2	5	2	29	1	9	3	2	5	72	2	5
G102 #14 Berry	4	2	48	26	1	7	1	14	0	12	1	0	8	53	0	5
H101 #15 Kelat	4	2	77	41	0	10	3	45	2	8	5	4	7	92	0	7
H102 #16 Sunrise	4	3	68	43	0	8	1	13	2	7	1	4	7	87	0	6
F101 #17 Central	4	0	68	47	1	7	4	28	1	6	4	6	3	89	2	5
B103 #18 River	4	0	6	11	0	0	0	0	0	1	0	1	1	12	1	0
D103 #19 Licking Valley	4	2	19	31	0	2	0	9	1	3	0	0	3	45	0	0
Machine Total 4th Cong District		22	626	440	6	69	25	248	9	74	21	24	51	886	12	51
Machine Total 6th Cong District		25	408	395	6	54	16	194	11	32	12	27	42	718	5	12
Absentee Machine Total 4th		0	11	11	0	4	1	14	0	3	0	2	0	19	0	1
Absentee Machine Total 6th		0	8	4	0	2	0	16	0	0	1	0	0	13	0	0
Absentee Mail Total 4th		0	2	17	0	1	0	3	1	3	0	0	1	14	0	0
Absentee Mail Total 6th		0	4	19	0	6	1	4	0	0	1	0	2	21	1	1
Provisional Total 4th		0	0	0	0	0	0	0	0	0	0	0	0	0	0	0
Provisional Total 6th		0	0	0	0	0	0	0	0	0	0	0	0	0	0	0
FINAL TOTAL		47	1059	886	12	136	43	479	21	112	35	53	96	1671	18	65

RECEIVED
MAY 24 2016
State Board of Elections

PRIMARY **HARRISON COUNTY, KY**

May 17, 2016	Cong District No.	U S REPRESENTATIVE 6TH CONGRESSIONAL DIST.					STATE REPRESENTATIVE 78TH REPRESENTATIVE DISTRICT	
		Rep	Rep	Dem	Dem	Dem	Rep	Rep
		Roger Q **BRILL**	Andy **BARR**	Nancy Jo **KEMPER**	Michael **COBLENZ**	"Geoff" **YOUNG**	Mark **HART**	Sam **PIERCE**
A101 #1 Southside	6	8	18	97	WITHDREW	30	17	WITHDREW
A102 #2 Clifton Village	6	7	11	59		18	11	
B101 #3 Fire Dept #2	6	9	21	91		35	18	
B102 #4 Library	6	2	6	47		26	7	
A103 #5 Sheriff's Office	4						3	
F102 #6 Northside	4						20	
C101 #7 Buena Vista	6	35	21	76		33	38	
C102 #8 Eastside	6	24	30	105		33	44	
D101 #9 Co. Extension	6	18	11	84		36	19	
D102 #10 Leesburg	4						26	
E101 #11 Westside	4						12	
E102 #12 Connersville	4						20	
G101 #13 Kinman	4						19	
G102 #14 Berry	4						9	
H101 #15 Kelat	4						30	
H102 #16 Sunrise	4						10	
F101 #17 Central	4						21	
B103 #18 River	4						0	
D103 #19 Licking Valley	4						7	
Machine Total 4th Cong District		0	0	0	0	0	177	
Machine Total 6th Cong District		103	118	559	0	211	154	
Absentee Machine Total 4th		0	0	0	0	0	12	
Absentee Machine Total 6th		12	5	11	0	3	10	
Absentee Mail Total 4th		0	0	0	0	0	3	
Absentee Mail Total 6th		0	4	14	0	12	3	
Provisional Total 4th		0	0	0	0	0	0	
Provisional Total 6th		0	0	0	0	0	0	
FINAL TOTAL		115	127	584	0	226	359	

RECEIVED
NOV 13 2015
State Board of Elections

PRIMARY ELECTION HART COUNTY - 2ND. CONG. DIST. RECAPITULATION SHEET MAY 19, 2015	ABSENTEE	MUNFORDVILLE #1	MUNFORDVILLE #2	EUCLID	ROWLETTS	HORSE CAVE #6	HORSE CAVE #7	HORSE CAVE #8	PASCAL	MEMORIAL	UNO	HIGH SCHOOL	PIKEVIEW	LINWOOD	HAMMONSVILLE	BONNIEVILLE #13	357	BONNIEVILLE #14	CUB RUN	PRICEVILLE	GRAND TOTAL
	Total	Total	Total	Total	Total	Total	Total	Total	Total	Total	Total	Total	Total	Total	Total	Total	Total	Total	Total	Total	
GOVERNOR & LIEUTENANT GOVERNOR																					
Matt BEVIN & Jenean HAMPTON	94	28	143	34	119	85	96	135	156	183	114	58	111	94	88	160	54	33	133	125	2043
Jack CONWAY & Sannie OVERLY	64	42	104	37	79	72	91	72	74	133	70	44	67	28	33	87	37	36	124	85	1379
Drew CURTIS & Heather CURTIS	4	6	6	2	4	2	8	8	10	7	7	7	6	5	8	11	4	9	7	11	132
SECRETARY of STATE																					
Stephen L. KNIPPER	87	27	123	22	95	71	83	113	136	165	90	54	113	84	82	147	48	39	128	119	1826
Alison Lundergan GRIMES	70	49	126	48	103	88	111	100	104	157	97	55	71	41	47	111	46	39	134	100	1697
ATTORNEY GENERAL																					
Whitney H. WESTERFIELD	94	20	126	27	91	65	79	119	141	162	99	54	96	87	73	153	48	36	118	115	1803
Andy BESHEAR	65	55	123	44	101	95	111	91	97	158	87	53	84	36	51	100	46	38	145	101	1681
AUDITOR OF PUBLIC ACCOUNTS																					
Mike HARMON	88	25	125	24	95	68	87	118	138	158	89	45	108	82	75	148	49	40	124	120	1806
Adam H. EDELEN	63	45	113	42	92	84	99	90	92	146	90	56	69	38	44	103	40	34	131	88	1559
STATE TREASURER																					
Allison BALL	88	32	140	30	109	86	105	137	152	182	113	66	116	93	90	166	54	48	147	128	2082
Rick NELSON	64	39	104	38	79	68	85	75	80	128	69	37	64	26	31	84	39	28	116	85	1339
COMMISSIONER of AGRICULTURE																					
Ryan F. QUARLES	94	34	142	36	118	89	108	139	173	197	109	67	119	98	97	169	58	45	141	131	2164
Jean-Marie LAWSON SPANN	58	39	96	32	73	65	84	72	64	109	72	39	61	25	29	82	32	31	115	81	1259
COUNTY SURVEYOR (Un.)																					
David A. ATWELL	88	61	146	49	122	114	136	140	129	185	112	76	111	55	73	150	55	50	169	130	2151
MEMBER BOARD of ED. Caverna Ind. (Un.)																					
Colisha NUCKOLS	16	0	0	0	0	51	99	112	0	0	0	0	0	0	0	0	0	0	0	0	278

Cumulative Report — Official

PRESIDENTIAL PREFERENCE AND REGULAR PRIMARY — OFFICIAL BALLOT FOR HENDERSON COUNTY — May 17, 2016

05/17/2016 08:03 PM

Total Number of Voters : 8,897 of 0 = 0.00%

Precincts Reporting 46 of 46 = 100.00%

Party	Candidate	Absentee		Early		Election		Total	
UNITED STATES SENATOR, Vote For 1									
	James R. GOULD	0	0.00%	0	0.00%	164	8.75%	164	8.75%
	Rand PAUL	0	0.00%	0	0.00%	1,637	87.31%	1,637	87.31%
	Stephen Howard SLAUGHTER	0	0.00%	0	0.00%	74	3.95%	74	3.95%
	Cast Votes:	0	0.00%	0	0.00%	1,875	97.15%	1,875	97.15%
	Over Votes:	0	0.00%	0	0.00%	0	0.00%	0	0.00%
	Under Votes:	0	0.00%	0	0.00%	55	2.85%	55	2.85%
UNITED STATES REPRESENTATIVE in CONGRESS 1st Congressional District, Vote For 1									
	Mike PAPE	0	0.00%	0	0.00%	634	34.21%	634	34.21%
	Miles A. CAUGHEY JR.	0	0.00%	0	0.00%	59	3.18%	59	3.18%
	Jason BATTS	0	0.00%	0	0.00%	175	9.44%	175	9.44%
	James R. COMER	0	0.00%	0	0.00%	985	53.16%	985	53.16%
	Cast Votes:	0	0.00%	0	0.00%	1,853	96.01%	1,853	96.01%
	Over Votes:	0	0.00%	0	0.00%	0	0.00%	0	0.00%
	Under Votes:	0	0.00%	0	0.00%	77	3.99%	77	3.99%
STATE REPRESENTATIVE 11th Representative District, Vote For 1									
	James BUCKMASTER	0	0.00%	0	0.00%	738	44.11%	738	44.11%
	Robert M. "Robby" MILLS	0	0.00%	0	0.00%	935	55.89%	935	55.89%
	Cast Votes:	0	0.00%	0	0.00%	1,673	98.47%	1,673	98.47%
	Over Votes:	0	0.00%	0	0.00%	0	0.00%	0	0.00%
	Under Votes:	0	0.00%	0	0.00%	26	1.53%	26	1.53%
PRESIDENT of the UNITED STATES, Vote For 1									
	Martin J. O'MALLEY	0	0.00%	0	0.00%	88	1.32%	88	1.32%
	Bernard "Bernie" SANDERS	0	0.00%	0	0.00%	2,850	42.88%	2,850	42.88%
	Hillary CLINTON	0	0.00%	0	0.00%	2,887	43.43%	2,887	43.43%
	Roque Rocky DE LA FUENTE	0	0.00%	0	0.00%	19	0.29%	19	0.29%
	"UNCOMMITTED"	0	0.00%	0	0.00%	803	12.08%	803	12.08%
	Cast Votes:	0	0.00%	0	0.00%	6,647	97.24%	6,647	97.24%
	Over Votes:	0	0.00%	0	0.00%	0	0.00%	0	0.00%
	Under Votes:	0	0.00%	0	0.00%	189	2.76%	189	2.76%

Cumulative Report — Official

PRESIDENTIAL PREFERENCE AND REGULAR PRIMARY — OFFICIAL BALLOT FOR HENDERSON COUNTY — May 17, 2016

05/17/2016 08:03 PM

Total Number of Voters : 8,897 of 0 = 0.00%

Precincts Reporting 46 of 46 = 100.00%

Party	Candidate	Absentee		Early		Election		Total	
UNITED STATES SENATOR, Vote For 1									
	Jim GRAY	0	0.00%	0	0.00%	3,594	62.36%	3,594	62.36%
	Rory HOULIHAN	0	0.00%	0	0.00%	187	3.24%	187	3.24%
	Jeff KENDER	0	0.00%	0	0.00%	300	5.21%	300	5.21%
	Ron LEACH	0	0.00%	0	0.00%	617	10.71%	617	10.71%
	Tom RECKTENWALD	0	0.00%	0	0.00%	153	2.65%	153	2.65%
	Grant T. SHORT	0	0.00%	0	0.00%	204	3.54%	204	3.54%
	Sellus WILDER	0	0.00%	0	0.00%	708	12.29%	708	12.29%
	Cast Votes:	0	0.00%	0	0.00%	5,763	84.30%	5,763	84.30%
	Over Votes:	0	0.00%	0	0.00%	1	0.01%	1	0.01%
	Under Votes:	0	0.00%	0	0.00%	1,072	15.68%	1,072	15.68%
UNITED STATES REPRESENTATIVE in CONGRESS 1st Congressional District, Vote For 1									
	Tom OSBORNE	0	0.00%	0	0.00%	3,366	64.53%	3,366	64.53%
	Samuel L. GASKINS	0	0.00%	0	0.00%	1,850	35.47%	1,850	35.47%
	Cast Votes:	0	0.00%	0	0.00%	5,216	76.30%	5,216	76.30%
	Over Votes:	0	0.00%	0	0.00%	1	0.01%	1	0.01%
	Under Votes:	0	0.00%	0	0.00%	1,619	23.68%	1,619	23.68%
CITY COMMISSIONERS City of Henderson, Vote For 4									
	Austin P. VOWELS	0	0.00%	0	0.00%	1,870	10.54%	1,870	10.54%
	Robert N. PRUITT	0	0.00%	0	0.00%	1,880	10.60%	1,880	10.60%
	Thomas E. "Tom" DAVIS	0	0.00%	0	0.00%	2,128	12.00%	2,128	12.00%
	Jesse JOHNSTON IV.	0	0.00%	0	0.00%	1,821	10.27%	1,821	10.27%
	Preston W. HERNDON	0	0.00%	0	0.00%	404	2.28%	404	2.28%
	X R. ROYSTER III.	0	0.00%	0	0.00%	2,253	12.70%	2,253	12.70%
	Nathan "Nate" BUTLER	0	0.00%	0	0.00%	828	4.67%	828	4.67%
	Kenny PERKINS	0	0.00%	0	0.00%	1,481	8.35%	1,481	8.35%
	Donald "Don" BRIDGES	0	0.00%	0	0.00%	730	4.12%	730	4.12%
	Bradley S. STATON	0	0.00%	0	0.00%	1,562	8.81%	1,562	8.81%
	Patti BUGG	0	0.00%	0	0.00%	2,061	11.62%	2,061	11.62%
	Brad WOOSLEY	0	0.00%	0	0.00%	717	4.04%	717	4.04%
	Cast Votes:	0	0.00%	0	0.00%	17,735	81.59%	17,735	81.59%
	Over Votes:	0	0.00%	0	0.00%	3	0.06%	3	0.06%
	Under Votes:	0	0.00%	0	0.00%	3,989	18.35%	3,989	18.35%

Precinct Report — Official

PRESIDENTIAL PREFERENCE AND REGULAR PRIMARY — OFFICIAL BALLOT FOR HENDERSON COUNTY — May 17, 2016

05/17/2016 08:03 PM

Total Number of Voters : 8,897 of 0 = 0.00%

Precincts Reporting 46 of 46 = 100.00%

Party	Candidate	Absentee		Early		Election		Total	
Precinct AB (Ballots Cast: 289)									
UNITED STATES SENATOR, Vote For 1									
	James R. GOULD	0	0.00%	0	0.00%	4	6.45%	4	6.45%
	Rand PAUL	0	0.00%	0	0.00%	57	91.94%	57	91.94%
	Stephen Howard SLAUGHTER	0	0.00%	0	0.00%	1	1.61%	1	1.61%
	Cast Votes:	0	0.00%	0	0.00%	62	98.41%	62	98.41%
	Over Votes:	0	0.00%	0	0.00%	0	0.00%	0	0.00%
	Under Votes:	0	0.00%	0	0.00%	1	1.59%	1	1.59%
UNITED STATES REPRESENTATIVE in CONGRESS 1st Congressional District, Vote For 1									
	Mike PAPE	0	0.00%	0	0.00%	26	41.94%	26	41.94%
	Miles A. CAUGHEY JR.	0	0.00%	0	0.00%	0	0.00%	0	0.00%
	Jason BATTS	0	0.00%	0	0.00%	3	4.84%	3	4.84%
	James R. COMER	0	0.00%	0	0.00%	33	53.23%	33	53.23%
	Cast Votes:	0	0.00%	0	0.00%	62	98.41%	62	98.41%
	Over Votes:	0	0.00%	0	0.00%	0	0.00%	0	0.00%
	Under Votes:	0	0.00%	0	0.00%	1	1.59%	1	1.59%
STATE REPRESENTATIVE 11th Representative District, Vote For 1									
	James BUCKMASTER	0	0.00%	0	0.00%	19	36.54%	19	36.54%
	Robert M. "Robby" MILLS	0	0.00%	0	0.00%	33	63.46%	33	63.46%
	Cast Votes:	0	0.00%	0	0.00%	52	98.11%	52	98.11%
	Over Votes:	0	0.00%	0	0.00%	0	0.00%	0	0.00%
	Under Votes:	0	0.00%	0	0.00%	1	1.89%	1	1.89%
PRESIDENT of the UNITED STATES, Vote For 1									
	Martin J. O'MALLEY	0	0.00%	0	0.00%	5	2.26%	5	2.26%
	Bernard "Bernie" SANDERS	0	0.00%	0	0.00%	75	33.94%	75	33.94%
	Hillary CLINTON	0	0.00%	0	0.00%	116	52.49%	116	52.49%
	Roque Rocky DE LA FUENTE	0	0.00%	0	0.00%	2	0.90%	2	0.90%
	"UNCOMMITTED"	0	0.00%	0	0.00%	23	10.41%	23	10.41%
	Cast Votes:	0	0.00%	0	0.00%	221	99.10%	221	99.10%
	Over Votes:	0	0.00%	0	0.00%	0	0.00%	0	0.00%
	Under Votes:	0	0.00%	0	0.00%	2	0.90%	2	0.90%

Precinct Report — Official

PRESIDENTIAL PREFERENCE AND REGULAR PRIMARY — OFFICIAL BALLOT FOR HENDERSON COUNTY — May 17, 2016

05/17/2016 08:03 PM

Total Number of Voters : 8,897 of 0 = 0.00%

Precincts Reporting 46 of 46 = 100.00%

Party	Candidate	Absentee		Early		Election		Total	
Precinct AB (Ballots Cast: 289)									
UNITED STATES SENATOR, Vote For 1									
	Jim GRAY	0	0.00%	0	0.00%	102	55.43%	102	55.43%
	Rory HOULIHAN	0	0.00%	0	0.00%	5	2.72%	5	2.72%
	Jeff KENDER	0	0.00%	0	0.00%	12	6.52%	12	6.52%
	Ron LEACH	0	0.00%	0	0.00%	17	9.24%	17	9.24%
	Tom RECKTENWALD	0	0.00%	0	0.00%	6	3.26%	6	3.26%
	Grant T. SHORT	0	0.00%	0	0.00%	14	7.61%	14	7.61%
	Sellus WILDER	0	0.00%	0	0.00%	28	15.22%	28	15.22%
	Cast Votes:	0	0.00%	0	0.00%	184	82.51%	184	82.51%
	Over Votes:	0	0.00%	0	0.00%	0	0.00%	0	0.00%
	Under Votes:	0	0.00%	0	0.00%	39	17.49%	39	17.49%
UNITED STATES REPRESENTATIVE in CONGRESS 1st Congressional District, Vote For 1									
	Tom OSBORNE	0	0.00%	0	0.00%	111	66.07%	111	66.07%
	Samuel L. GASKINS	0	0.00%	0	0.00%	57	33.93%	57	33.93%
	Cast Votes:	0	0.00%	0	0.00%	168	75.34%	168	75.34%
	Over Votes:	0	0.00%	0	0.00%	0	0.00%	0	0.00%
	Under Votes:	0	0.00%	0	0.00%	55	24.66%	55	24.66%
CITY COMMISSIONERS City of Henderson, Vote For 4									
	Austin P. VOWELS	0	0.00%	0	0.00%	58	8.70%	58	8.70%
	Robert N. PRUITT	0	0.00%	0	0.00%	50	7.50%	50	7.50%
	Thomas E. "Tom" DAVIS	0	0.00%	0	0.00%	82	12.29%	82	12.29%
	Jesse JOHNSTON IV.	0	0.00%	0	0.00%	72	10.79%	72	10.79%
	Preston W. HERNDON	0	0.00%	0	0.00%	21	3.15%	21	3.15%
	X R. ROYSTER III.	0	0.00%	0	0.00%	103	15.44%	103	15.44%
	Nathan "Nate" BUTLER	0	0.00%	0	0.00%	35	5.25%	35	5.25%
	Kenny PERKINS	0	0.00%	0	0.00%	65	9.75%	65	9.75%
	Donald "Don" BRIDGES	0	0.00%	0	0.00%	23	3.45%	23	3.45%
	Bradley S. STATON	0	0.00%	0	0.00%	47	7.05%	47	7.05%
	Patti BUGG	0	0.00%	0	0.00%	84	12.59%	84	12.59%
	Brad WOOSLEY	0	0.00%	0	0.00%	27	4.05%	27	4.05%
	Cast Votes:	0	0.00%	0	0.00%	667	82.55%	667	82.55%
	Over Votes:	0	0.00%	0	0.00%	1	0.12%	1	0.50%
	Under Votes:	0	0.00%	0	0.00%	137	16.96%	137	16.96%

Precinct Report — Official

PRESIDENTIAL PREFERENCE AND REGULAR PRIMARY — OFFICIAL BALLOT FOR HENDERSON COUNTY — May 17, 2016

05/17/2016 08:03 PM

Total Number of Voters : 8,897 of 0 = 0.00%

Precincts Reporting 46 of 46 = 100.00%

Party	Candidate	Absentee		Early		Election		Total	
Precinct A101 (Ballots Cast: 161)									
UNITED STATES SENATOR, Vote For 1									
	James R. GOULD	0	0.00%	0	0.00%	5	13.89%	5	13.89%
	Rand PAUL	0	0.00%	0	0.00%	31	86.11%	31	86.11%
	Stephen Howard SLAUGHTER	0	0.00%	0	0.00%	0	0.00%	0	0.00%
	Cast Votes:	0	0.00%	0	0.00%	36	100.00%	36	100.00%
	Over Votes:	0	0.00%	0	0.00%	0	0.00%	0	0.00%
	Under Votes:	0	0.00%	0	0.00%	0	0.00%	0	0.00%
UNITED STATES REPRESENTATIVE in CONGRESS 1st Congressional District, Vote For 1									
	Mike PAPE	0	0.00%	0	0.00%	11	30.56%	11	30.56%
	Miles A. CAUGHEY JR.	0	0.00%	0	0.00%	0	0.00%	0	0.00%
	Jason BATTS	0	0.00%	0	0.00%	4	11.11%	4	11.11%
	James R. COMER	0	0.00%	0	0.00%	21	58.33%	21	58.33%
	Cast Votes:	0	0.00%	0	0.00%	36	100.00%	36	100.00%
	Over Votes:	0	0.00%	0	0.00%	0	0.00%	0	0.00%
	Under Votes:	0	0.00%	0	0.00%	0	0.00%	0	0.00%
PRESIDENT of the UNITED STATES, Vote For 1									
	Martin J. O'MALLEY	0	0.00%	0	0.00%	1	0.80%	1	0.80%
	Bernard "Bernie" SANDERS	0	0.00%	0	0.00%	65	52.00%	65	52.00%
	Hillary CLINTON	0	0.00%	0	0.00%	48	38.40%	48	38.40%
	Roque Rocky DE LA FUENTE	0	0.00%	0	0.00%	0	0.00%	0	0.00%
	"UNCOMMITTED"	0	0.00%	0	0.00%	11	8.80%	11	8.80%
	Cast Votes:	0	0.00%	0	0.00%	125	100.00%	125	100.00%
	Over Votes:	0	0.00%	0	0.00%	0	0.00%	0	0.00%
	Under Votes:	0	0.00%	0	0.00%	0	0.00%	0	0.00%
UNITED STATES SENATOR, Vote For 1									
	Jim GRAY	0	0.00%	0	0.00%	59	50.00%	59	50.00%
	Rory HOULIHAN	0	0.00%	0	0.00%	8	6.78%	8	6.78%
	Jeff KENDER	0	0.00%	0	0.00%	5	4.24%	5	4.24%
	Ron LEACH	0	0.00%	0	0.00%	20	16.95%	20	16.95%
	Tom RECKTENWALD	0	0.00%	0	0.00%	3	2.54%	3	2.54%
	Grant T. SHORT	0	0.00%	0	0.00%	5	4.24%	5	4.24%
	Sellus WILDER	0	0.00%	0	0.00%	18	15.25%	18	15.25%
	Cast Votes:	0	0.00%	0	0.00%	118	94.40%	118	94.40%
	Over Votes:	0	0.00%	0	0.00%	0	0.00%	0	0.00%
	Under Votes:	0	0.00%	0	0.00%	7	5.60%	7	5.60%

Precinct Report — Official

PRESIDENTIAL PREFERENCE AND REGULAR PRIMARY — OFFICIAL BALLOT FOR HENDERSON COUNTY — May 17, 2016

05/17/2016 08:03 PM

Total Number of Voters : 8,897 of 0 = 0.00%

Precincts Reporting 46 of 46 = 100.00%

Party	Candidate	Absentee		Early		Election		Total	
Precinct A101 (Ballots Cast: 161)									
UNITED STATES REPRESENTATIVE in CONGRESS 1st Congressional District, Vote For 1									
	Tom OSBORNE	0	0.00%	0	0.00%	86	76.79%	86	76.79%
	Samuel L. GASKINS	0	0.00%	0	0.00%	26	23.21%	26	23.21%
	Cast Votes:	0	0.00%	0	0.00%	112	89.60%	112	89.60%
	Over Votes:	0	0.00%	0	0.00%	0	0.00%	0	0.00%
	Under Votes:	0	0.00%	0	0.00%	13	10.40%	13	10.40%

Precinct Report — Official

PRESIDENTIAL PREFERENCE AND REGULAR PRIMARY — OFFICIAL BALLOT FOR HENDERSON COUNTY — May 17, 2016

05/17/2016 08:03 PM

Total Number of Voters : 8,897 of 0 = 0.00%

Precincts Reporting 46 of 46 = 100.00%

Party	Candidate	Absentee		Early		Election		Total	
Precinct A102 (Ballots Cast: 125)									
UNITED STATES SENATOR, Vote For 1									
	James R. GOULD	0	0.00%	0	0.00%	5	18.52%	5	18.52%
	Rand PAUL	0	0.00%	0	0.00%	21	77.78%	21	77.78%
	Stephen Howard SLAUGHTER	0	0.00%	0	0.00%	1	3.70%	1	3.70%
	Cast Votes:	0	0.00%	0	0.00%	27	100.00%	27	100.00%
	Over Votes:	0	0.00%	0	0.00%	0	0.00%	0	0.00%
	Under Votes:	0	0.00%	0	0.00%	0	0.00%	0	0.00%
UNITED STATES REPRESENTATIVE in CONGRESS 1st Congressional District, Vote For 1									
	Mike PAPE	0	0.00%	0	0.00%	5	18.52%	5	18.52%
	Miles A. CAUGHEY JR.	0	0.00%	0	0.00%	2	7.41%	2	7.41%
	Jason BATTS	0	0.00%	0	0.00%	2	7.41%	2	7.41%
	James R. COMER	0	0.00%	0	0.00%	18	66.67%	18	66.67%
	Cast Votes:	0	0.00%	0	0.00%	27	100.00%	27	100.00%
	Over Votes:	0	0.00%	0	0.00%	0	0.00%	0	0.00%
	Under Votes:	0	0.00%	0	0.00%	0	0.00%	0	0.00%
STATE REPRESENTATIVE 11th Representative District, Vote For 1									
	James BUCKMASTER	0	0.00%	0	0.00%	9	36.00%	9	36.00%
	Robert M. "Robby" MILLS	0	0.00%	0	0.00%	16	64.00%	16	64.00%
	Cast Votes:	0	0.00%	0	0.00%	25	92.59%	25	92.59%
	Over Votes:	0	0.00%	0	0.00%	0	0.00%	0	0.00%
	Under Votes:	0	0.00%	0	0.00%	2	7.41%	2	7.41%
PRESIDENT of the UNITED STATES, Vote For 1									
	Martin J. O'MALLEY	0	0.00%	0	0.00%	0	0.00%	0	0.00%
	Bernard "Bernie" SANDERS	0	0.00%	0	0.00%	45	46.39%	45	46.39%
	Hillary CLINTON	0	0.00%	0	0.00%	40	41.24%	40	41.24%
	Roque Rocky DE LA FUENTE	0	0.00%	0	0.00%	1	1.03%	1	1.03%
	"UNCOMMITTED"	0	0.00%	0	0.00%	11	11.34%	11	11.34%
	Cast Votes:	0	0.00%	0	0.00%	97	98.98%	97	98.98%
	Over Votes:	0	0.00%	0	0.00%	0	0.00%	0	0.00%
	Under Votes:	0	0.00%	0	0.00%	1	1.02%	1	1.02%

Precinct Report — Official

PRESIDENTIAL PREFERENCE AND REGULAR PRIMARY — OFFICIAL BALLOT FOR HENDERSON COUNTY — May 17, 2016

05/17/2016 08:03 PM

Total Number of Voters : 8,897 of 0 = 0.00%

Precincts Reporting 46 of 46 = 100.00%

Party	Candidate	Absentee		Early		Election		Total	
Precinct A102 (Ballots Cast: 125)									
UNITED STATES SENATOR, Vote For 1									
	Jim GRAY	0	0.00%	0	0.00%	60	65.93%	60	65.93%
	Rory HOULIHAN	0	0.00%	0	0.00%	6	6.59%	6	6.59%
	Jeff KENDER	0	0.00%	0	0.00%	3	3.30%	3	3.30%
	Ron LEACH	0	0.00%	0	0.00%	11	12.09%	11	12.09%
	Tom RECKTENWALD	0	0.00%	0	0.00%	3	3.30%	3	3.30%
	Grant T. SHORT	0	0.00%	0	0.00%	2	2.20%	2	2.20%
	Sellus WILDER	0	0.00%	0	0.00%	6	6.59%	6	6.59%
	Cast Votes:	0	0.00%	0	0.00%	91	92.86%	91	92.86%
	Over Votes:	0	0.00%	0	0.00%	0	0.00%	0	0.00%
	Under Votes:	0	0.00%	0	0.00%	7	7.14%	7	7.14%
UNITED STATES REPRESENTATIVE in CONGRESS 1st Congressional District, Vote For 1									
	Tom OSBORNE	0	0.00%	0	0.00%	60	72.29%	60	72.29%
	Samuel L. GASKINS	0	0.00%	0	0.00%	23	27.71%	23	27.71%
	Cast Votes:	0	0.00%	0	0.00%	83	84.69%	83	84.69%
	Over Votes:	0	0.00%	0	0.00%	0	0.00%	0	0.00%
	Under Votes:	0	0.00%	0	0.00%	15	15.31%	15	15.31%

Precinct Report — Official

PRESIDENTIAL PREFERENCE AND REGULAR PRIMARY — OFFICIAL BALLOT FOR HENDERSON COUNTY — May 17, 2016

05/17/2016 08:03 PM

Total Number of Voters : 8,897 of 0 = 0.00%

Precincts Reporting 46 of 46 = 100.00%

Party	Candidate	Absentee		Early		Election		Total	
Precinct A108A (Ballots Cast: 209)									
UNITED STATES SENATOR, Vote For 1									
	James R. GOULD	0	0.00%	0	0.00%	1	2.00%	1	2.00%
	Rand PAUL	0	0.00%	0	0.00%	47	94.00%	47	94.00%
	Stephen Howard SLAUGHTER	0	0.00%	0	0.00%	2	4.00%	2	4.00%
	Cast Votes:	0	0.00%	0	0.00%	50	100.00%	50	100.00%
	Over Votes:	0	0.00%	0	0.00%	0	0.00%	0	0.00%
	Under Votes:	0	0.00%	0	0.00%	0	0.00%	0	0.00%
UNITED STATES REPRESENTATIVE in CONGRESS 1st Congressional District, Vote For 1									
	Mike PAPE	0	0.00%	0	0.00%	12	24.49%	12	24.49%
	Miles A. CAUGHEY JR.	0	0.00%	0	0.00%	5	10.20%	5	10.20%
	Jason BATTS	0	0.00%	0	0.00%	3	6.12%	3	6.12%
	James R. COMER	0	0.00%	0	0.00%	29	59.18%	29	59.18%
	Cast Votes:	0	0.00%	0	0.00%	49	98.00%	49	98.00%
	Over Votes:	0	0.00%	0	0.00%	0	0.00%	0	0.00%
	Under Votes:	0	0.00%	0	0.00%	1	2.00%	1	2.00%
STATE REPRESENTATIVE 11th Representative District, Vote For 1									
	James BUCKMASTER	0	0.00%	0	0.00%	27	55.10%	27	55.10%
	Robert M. "Robby" MILLS	0	0.00%	0	0.00%	22	44.90%	22	44.90%
	Cast Votes:	0	0.00%	0	0.00%	49	98.00%	49	98.00%
	Over Votes:	0	0.00%	0	0.00%	0	0.00%	0	0.00%
	Under Votes:	0	0.00%	0	0.00%	1	2.00%	1	2.00%
PRESIDENT of the UNITED STATES, Vote For 1									
	Martin J. O'MALLEY	0	0.00%	0	0.00%	2	1.35%	2	1.35%
	Bernard "Bernie" SANDERS	0	0.00%	0	0.00%	64	43.24%	64	43.24%
	Hillary CLINTON	0	0.00%	0	0.00%	67	45.27%	67	45.27%
	Roque Rocky DE LA FUENTE	0	0.00%	0	0.00%	1	0.68%	1	0.68%
	"UNCOMMITTED"	0	0.00%	0	0.00%	14	9.46%	14	9.46%
	Cast Votes:	0	0.00%	0	0.00%	148	95.48%	148	95.48%
	Over Votes:	0	0.00%	0	0.00%	0	0.00%	0	0.00%
	Under Votes:	0	0.00%	0	0.00%	7	4.52%	7	4.52%

Precinct Report — Official

PRESIDENTIAL PREFERENCE AND REGULAR PRIMARY — OFFICIAL BALLOT FOR HENDERSON COUNTY — May 17, 2016

05/17/2016 08:03 PM

Total Number of Voters : 8,897 of 0 = 0.00%

Precincts Reporting 46 of 46 = 100.00%

Party	Candidate	Absentee		Early		Election		Total	
Precinct A108A (Ballots Cast: 209)									
UNITED STATES SENATOR, Vote For 1									
	Jim GRAY	0	0.00%	0	0.00%	74	57.81%	74	57.81%
	Rory HOULIHAN	0	0.00%	0	0.00%	3	2.34%	3	2.34%
	Jeff KENDER	0	0.00%	0	0.00%	7	5.47%	7	5.47%
	Ron LEACH	0	0.00%	0	0.00%	17	13.28%	17	13.28%
	Tom RECKTENWALD	0	0.00%	0	0.00%	3	2.34%	3	2.34%
	Grant T. SHORT	0	0.00%	0	0.00%	6	4.69%	6	4.69%
	Sellus WILDER	0	0.00%	0	0.00%	18	14.06%	18	14.06%
	Cast Votes:	0	0.00%	0	0.00%	128	82.58%	128	82.58%
	Over Votes:	0	0.00%	0	0.00%	0	0.00%	0	0.00%
	Under Votes:	0	0.00%	0	0.00%	27	17.42%	27	17.42%
UNITED STATES REPRESENTATIVE in CONGRESS 1st Congressional District, Vote For 1									
	Tom OSBORNE	0	0.00%	0	0.00%	87	72.50%	87	72.50%
	Samuel L. GASKINS	0	0.00%	0	0.00%	33	27.50%	33	27.50%
	Cast Votes:	0	0.00%	0	0.00%	120	77.42%	120	77.42%
	Over Votes:	0	0.00%	0	0.00%	0	0.00%	0	0.00%
	Under Votes:	0	0.00%	0	0.00%	35	22.58%	35	22.58%
CITY COMMISSIONERS City of Henderson, Vote For 4									
	Austin P. VOWELS	0	0.00%	0	0.00%	54	11.37%	54	11.37%
	Robert N. PRUITT	0	0.00%	0	0.00%	48	10.11%	48	10.11%
	Thomas E. "Tom" DAVIS	0	0.00%	0	0.00%	40	8.42%	40	8.42%
	Jesse JOHNSTON IV.	0	0.00%	0	0.00%	49	10.32%	49	10.32%
	Preston W. HERNDON	0	0.00%	0	0.00%	15	3.16%	15	3.16%
	X R. ROYSTER III.	0	0.00%	0	0.00%	59	12.42%	59	12.42%
	Nathan "Nate" BUTLER	0	0.00%	0	0.00%	29	6.11%	29	6.11%
	Kenny PERKINS	0	0.00%	0	0.00%	40	8.42%	40	8.42%
	Donald "Don" BRIDGES	0	0.00%	0	0.00%	28	5.89%	28	5.89%
	Bradley S. STATON	0	0.00%	0	0.00%	42	8.84%	42	8.84%
	Patti BUGG	0	0.00%	0	0.00%	48	10.11%	48	10.11%
	Brad WOOSLEY	0	0.00%	0	0.00%	23	4.84%	23	4.84%
	Cast Votes:	0	0.00%	0	0.00%	475	78.13%	475	78.13%
	Over Votes:	0	0.00%	0	0.00%	0	0.00%	0	0.00%
	Under Votes:	0	0.00%	0	0.00%	133	21.88%	133	21.88%

Precinct Report — Official

PRESIDENTIAL PREFERENCE AND REGULAR PRIMARY — OFFICIAL BALLOT FOR HENDERSON COUNTY — May 17, 2016

05/17/2016 08:03 PM

Total Number of Voters : 8,897 of 0 = 0.00%

Precincts Reporting 46 of 46 = 100.00%

Party	Candidate	Absentee		Early		Election		Total	
Precinct A110A (Ballots Cast: 242)									
UNITED STATES SENATOR, Vote For 1									
	James R. GOULD	0	0.00%	0	0.00%	6	7.23%	6	7.23%
	Rand PAUL	0	0.00%	0	0.00%	73	87.95%	73	87.95%
	Stephen Howard SLAUGHTER	0	0.00%	0	0.00%	4	4.82%	4	4.82%
	Cast Votes:	0	0.00%	0	0.00%	83	96.51%	83	96.51%
	Over Votes:	0	0.00%	0	0.00%	0	0.00%	0	0.00%
	Under Votes:	0	0.00%	0	0.00%	3	3.49%	3	3.49%
UNITED STATES REPRESENTATIVE in CONGRESS 1st Congressional District, Vote For 1									
	Mike PAPE	0	0.00%	0	0.00%	23	27.71%	23	27.71%
	Miles A. CAUGHEY JR.	0	0.00%	0	0.00%	3	3.61%	3	3.61%
	Jason BATTS	0	0.00%	0	0.00%	8	9.64%	8	9.64%
	James R. COMER	0	0.00%	0	0.00%	49	59.04%	49	59.04%
	Cast Votes:	0	0.00%	0	0.00%	83	96.51%	83	96.51%
	Over Votes:	0	0.00%	0	0.00%	0	0.00%	0	0.00%
	Under Votes:	0	0.00%	0	0.00%	3	3.49%	3	3.49%
STATE REPRESENTATIVE 11th Representative District, Vote For 1									
	James BUCKMASTER	0	0.00%	0	0.00%	32	37.65%	32	37.65%
	Robert M. "Robby" MILLS	0	0.00%	0	0.00%	53	62.35%	53	62.35%
	Cast Votes:	0	0.00%	0	0.00%	85	98.84%	85	98.84%
	Over Votes:	0	0.00%	0	0.00%	0	0.00%	0	0.00%
	Under Votes:	0	0.00%	0	0.00%	1	1.16%	1	1.16%
PRESIDENT of the UNITED STATES, Vote For 1									
	Martin J. O'MALLEY	0	0.00%	0	0.00%	2	1.32%	2	1.32%
	Bernard "Bernie" SANDERS	0	0.00%	0	0.00%	81	53.64%	81	53.64%
	Hillary CLINTON	0	0.00%	0	0.00%	55	36.42%	55	36.42%
	Roque Rocky DE LA FUENTE	0	0.00%	0	0.00%	0	0.00%	0	0.00%
	"UNCOMMITTED"	0	0.00%	0	0.00%	13	8.61%	13	8.61%
	Cast Votes:	0	0.00%	0	0.00%	151	96.79%	151	96.79%
	Over Votes:	0	0.00%	0	0.00%	0	0.00%	0	0.00%
	Under Votes:	0	0.00%	0	0.00%	5	3.21%	5	3.21%

Total Number of Voters : 8,897 of 0 = 0.00%

Precincts Reporting 46 of 46 = 100.00%

Party	Candidate	Absentee		Early		Election		Total	
Precinct A110A (Ballots Cast: 242)									
UNITED STATES SENATOR, Vote For 1									
	Jim GRAY	0	0.00%	0	0.00%	96	70.59%	96	70.59%
	Rory HOULIHAN	0	0.00%	0	0.00%	5	3.68%	5	3.68%
	Jeff KENDER	0	0.00%	0	0.00%	9	6.62%	9	6.62%
	Ron LEACH	0	0.00%	0	0.00%	11	8.09%	11	8.09%
	Tom RECKTENWALD	0	0.00%	0	0.00%	3	2.21%	3	2.21%
	Grant T. SHORT	0	0.00%	0	0.00%	1	0.74%	1	0.74%
	Sellus WILDER	0	0.00%	0	0.00%	11	8.09%	11	8.09%
	Cast Votes:	0	0.00%	0	0.00%	136	87.18%	136	87.18%
	Over Votes:	0	0.00%	0	0.00%	0	0.00%	0	0.00%
	Under Votes:	0	0.00%	0	0.00%	20	12.82%	20	12.82%
UNITED STATES REPRESENTATIVE in CONGRESS 1st Congressional District, Vote For 1									
	Tom OSBORNE	0	0.00%	0	0.00%	86	70.49%	86	70.49%
	Samuel L. GASKINS	0	0.00%	0	0.00%	36	29.51%	36	29.51%
	Cast Votes:	0	0.00%	0	0.00%	122	78.21%	122	78.21%
	Over Votes:	0	0.00%	0	0.00%	0	0.00%	0	0.00%
	Under Votes:	0	0.00%	0	0.00%	34	21.79%	34	21.79%
CITY COMMISSIONERS City of Henderson, Vote For 4									
	Austin P. VOWELS	0	0.00%	0	0.00%	17	11.49%	17	11.49%
	Robert N. PRUITT	0	0.00%	0	0.00%	11	7.43%	11	7.43%
	Thomas E. "Tom" DAVIS	0	0.00%	0	0.00%	11	7.43%	11	7.43%
	Jesse JOHNSTON IV.	0	0.00%	0	0.00%	22	14.86%	22	14.86%
	Preston W. HERNDON	0	0.00%	0	0.00%	4	2.70%	4	2.70%
	X R. ROYSTER III.	0	0.00%	0	0.00%	23	15.54%	23	15.54%
	Nathan "Nate" BUTLER	0	0.00%	0	0.00%	14	9.46%	14	9.46%
	Kenny PERKINS	0	0.00%	0	0.00%	7	4.73%	7	4.73%
	Donald "Don" BRIDGES	0	0.00%	0	0.00%	4	2.70%	4	2.70%
	Bradley S. STATON	0	0.00%	0	0.00%	16	10.81%	16	10.81%
	Patti BUGG	0	0.00%	0	0.00%	17	11.49%	17	11.49%
	Brad WOOSLEY	0	0.00%	0	0.00%	2	1.35%	2	1.35%
	Cast Votes:	0	0.00%	0	0.00%	148	84.09%	148	84.09%
	Over Votes:	0	0.00%	0	0.00%	0	0.00%	0	0.00%
	Under Votes:	0	0.00%	0	0.00%	28	15.91%	28	15.91%

Precinct Report — Official

PRESIDENTIAL PREFERENCE AND REGULAR PRIMARY — OFFICIAL BALLOT FOR HENDERSON COUNTY — May 17, 2016

05/17/2016 08:03 PM

Total Number of Voters : 8,897 of 0 = 0.00%

Precincts Reporting 46 of 46 = 100.00%

Party	Candidate	Absentee		Early		Election		Total	
Precinct A111 (Ballots Cast: 197)									
UNITED STATES SENATOR, Vote For 1									
	James R. GOULD	0	0.00%	0	0.00%	5	15.63%	5	15.63%
	Rand PAUL	0	0.00%	0	0.00%	26	81.25%	26	81.25%
	Stephen Howard SLAUGHTER	0	0.00%	0	0.00%	1	3.13%	1	3.13%
	Cast Votes:	0	0.00%	0	0.00%	32	100.00%	32	100.00%
	Over Votes:	0	0.00%	0	0.00%	0	0.00%	0	0.00%
	Under Votes:	0	0.00%	0	0.00%	0	0.00%	0	0.00%
UNITED STATES REPRESENTATIVE in CONGRESS 1st Congressional District, Vote For 1									
	Mike PAPE	0	0.00%	0	0.00%	21	65.63%	21	65.63%
	Miles A. CAUGHEY JR.	0	0.00%	0	0.00%	2	6.25%	2	6.25%
	Jason BATTS	0	0.00%	0	0.00%	1	3.13%	1	3.13%
	James R. COMER	0	0.00%	0	0.00%	8	25.00%	8	25.00%
	Cast Votes:	0	0.00%	0	0.00%	32	100.00%	32	100.00%
	Over Votes:	0	0.00%	0	0.00%	0	0.00%	0	0.00%
	Under Votes:	0	0.00%	0	0.00%	0	0.00%	0	0.00%
STATE REPRESENTATIVE 11th Representative District, Vote For 1									
	James BUCKMASTER	0	0.00%	0	0.00%	16	50.00%	16	50.00%
	Robert M. "Robby" MILLS	0	0.00%	0	0.00%	16	50.00%	16	50.00%
	Cast Votes:	0	0.00%	0	0.00%	32	100.00%	32	100.00%
	Over Votes:	0	0.00%	0	0.00%	0	0.00%	0	0.00%
	Under Votes:	0	0.00%	0	0.00%	0	0.00%	0	0.00%
PRESIDENT of the UNITED STATES, Vote For 1									
	Martin J. O'MALLEY	0	0.00%	0	0.00%	1	0.61%	1	0.61%
	Bernard "Bernie" SANDERS	0	0.00%	0	0.00%	73	44.24%	73	44.24%
	Hillary CLINTON	0	0.00%	0	0.00%	67	40.61%	67	40.61%
	Roque Rocky DE LA FUENTE	0	0.00%	0	0.00%	3	1.82%	3	1.82%
	"UNCOMMITTED"	0	0.00%	0	0.00%	21	12.73%	21	12.73%
	Cast Votes:	0	0.00%	0	0.00%	165	100.00%	165	100.00%
	Over Votes:	0	0.00%	0	0.00%	0	0.00%	0	0.00%
	Under Votes:	0	0.00%	0	0.00%	0	0.00%	0	0.00%

Precinct Report — Official

PRESIDENTIAL PREFERENCE AND REGULAR PRIMARY — OFFICIAL BALLOT FOR HENDERSON COUNTY — May 17, 2016

05/17/2016 08:03 PM

Total Number of Voters : 8,897 of 0 = 0.00%

Precincts Reporting 46 of 46 = 100.00%

Party	Candidate	Absentee		Early		Election		Total	
Precinct A111 (Ballots Cast: 197)									
UNITED STATES SENATOR, Vote For 1									
	Jim GRAY	0	0.00%	0	0.00%	92	63.89%	92	63.89%
	Rory HOULIHAN	0	0.00%	0	0.00%	3	2.08%	3	2.08%
	Jeff KENDER	0	0.00%	0	0.00%	6	4.17%	6	4.17%
	Ron LEACH	0	0.00%	0	0.00%	12	8.33%	12	8.33%
	Tom RECKTENWALD	0	0.00%	0	0.00%	3	2.08%	3	2.08%
	Grant T. SHORT	0	0.00%	0	0.00%	5	3.47%	5	3.47%
	Sellus WILDER	0	0.00%	0	0.00%	23	15.97%	23	15.97%
	Cast Votes:	0	0.00%	0	0.00%	144	87.27%	144	87.27%
	Over Votes:	0	0.00%	0	0.00%	0	0.00%	0	0.00%
	Under Votes:	0	0.00%	0	0.00%	21	12.73%	21	12.73%
UNITED STATES REPRESENTATIVE in CONGRESS 1st Congressional District, Vote For 1									
	Tom OSBORNE	0	0.00%	0	0.00%	92	67.65%	92	67.65%
	Samuel L. GASKINS	0	0.00%	0	0.00%	44	32.35%	44	32.35%
	Cast Votes:	0	0.00%	0	0.00%	136	82.42%	136	82.42%
	Over Votes:	0	0.00%	0	0.00%	0	0.00%	0	0.00%
	Under Votes:	0	0.00%	0	0.00%	29	17.58%	29	17.58%

Precinct Report — Official

PRESIDENTIAL PREFERENCE AND REGULAR PRIMARY — OFFICIAL BALLOT FOR HENDERSON COUNTY — May 17, 2016

05/17/2016 08:03 PM

Total Number of Voters : 8,897 of 0 = 0.00%

Precincts Reporting 46 of 46 = 100.00%

Party	Candidate	Absentee		Early		Election		Total	
Precinct A112A (Ballots Cast: 232)									
UNITED STATES SENATOR, Vote For 1									
	James R. GOULD	0	0.00%	0	0.00%	6	8.70%	6	8.70%
	Rand PAUL	0	0.00%	0	0.00%	62	89.86%	62	89.86%
	Stephen Howard SLAUGHTER	0	0.00%	0	0.00%	1	1.45%	1	1.45%
	Cast Votes:	0	0.00%	0	0.00%	69	95.83%	69	95.83%
	Over Votes:	0	0.00%	0	0.00%	0	0.00%	0	0.00%
	Under Votes:	0	0.00%	0	0.00%	3	4.17%	3	4.17%
UNITED STATES REPRESENTATIVE in CONGRESS 1st Congressional District, Vote For 1									
	Mike PAPE	0	0.00%	0	0.00%	25	37.31%	25	37.31%
	Miles A. CAUGHEY JR.	0	0.00%	0	0.00%	0	0.00%	0	0.00%
	Jason BATTS	0	0.00%	0	0.00%	7	10.45%	7	10.45%
	James R. COMER	0	0.00%	0	0.00%	35	52.24%	35	52.24%
	Cast Votes:	0	0.00%	0	0.00%	67	93.06%	67	93.06%
	Over Votes:	0	0.00%	0	0.00%	0	0.00%	0	0.00%
	Under Votes:	0	0.00%	0	0.00%	5	6.94%	5	6.94%
STATE REPRESENTATIVE 11th Representative District, Vote For 1									
	James BUCKMASTER	0	0.00%	0	0.00%	20	28.17%	20	28.17%
	Robert M. "Robby" MILLS	0	0.00%	0	0.00%	51	71.83%	51	71.83%
	Cast Votes:	0	0.00%	0	0.00%	71	98.61%	71	98.61%
	Over Votes:	0	0.00%	0	0.00%	0	0.00%	0	0.00%
	Under Votes:	0	0.00%	0	0.00%	1	1.39%	1	1.39%
PRESIDENT of the UNITED STATES, Vote For 1									
	Martin J. O'MALLEY	0	0.00%	0	0.00%	1	0.65%	1	0.65%
	Bernard "Bernie" SANDERS	0	0.00%	0	0.00%	66	43.14%	66	43.14%
	Hillary CLINTON	0	0.00%	0	0.00%	75	49.02%	75	49.02%
	Roque Rocky DE LA FUENTE	0	0.00%	0	0.00%	0	0.00%	0	0.00%
	"UNCOMMITTED"	0	0.00%	0	0.00%	11	7.19%	11	7.19%
	Cast Votes:	0	0.00%	0	0.00%	153	96.23%	153	96.23%
	Over Votes:	0	0.00%	0	0.00%	0	0.00%	0	0.00%
	Under Votes:	0	0.00%	0	0.00%	6	3.77%	6	3.77%

Precinct Report — Official

PRESIDENTIAL PREFERENCE AND REGULAR PRIMARY — OFFICIAL BALLOT FOR HENDERSON COUNTY — May 17, 2016

05/17/2016 08:03 PM

Total Number of Voters : 8,897 of 0 = 0.00%

Precincts Reporting 46 of 46 = 100.00%

Party	Candidate	Absentee		Early		Election		Total	
Precinct A112A (Ballots Cast: 232)									
UNITED STATES SENATOR, Vote For 1									
	Jim GRAY	0	0.00%	0	0.00%	73	58.40%	73	58.40%
	Rory HOULIHAN	0	0.00%	0	0.00%	5	4.00%	5	4.00%
	Jeff KENDER	0	0.00%	0	0.00%	11	8.80%	11	8.80%
	Ron LEACH	0	0.00%	0	0.00%	17	13.60%	17	13.60%
	Tom RECKTENWALD	0	0.00%	0	0.00%	2	1.60%	2	1.60%
	Grant T. SHORT	0	0.00%	0	0.00%	3	2.40%	3	2.40%
	Sellus WILDER	0	0.00%	0	0.00%	14	11.20%	14	11.20%
	Cast Votes:	0	0.00%	0	0.00%	125	78.62%	125	78.62%
	Over Votes:	0	0.00%	0	0.00%	0	0.00%	0	0.00%
	Under Votes:	0	0.00%	0	0.00%	34	21.38%	34	21.38%
UNITED STATES REPRESENTATIVE in CONGRESS 1st Congressional District, Vote For 1									
	Tom OSBORNE	0	0.00%	0	0.00%	83	75.45%	83	75.45%
	Samuel L. GASKINS	0	0.00%	0	0.00%	27	24.55%	27	24.55%
	Cast Votes:	0	0.00%	0	0.00%	110	69.18%	110	69.18%
	Over Votes:	0	0.00%	0	0.00%	0	0.00%	0	0.00%
	Under Votes:	0	0.00%	0	0.00%	49	30.82%	49	30.82%
CITY COMMISSIONERS City of Henderson, Vote For 4									
	Austin P. VOWELS	0	0.00%	0	0.00%	83	11.43%	83	11.43%
	Robert N. PRUITT	0	0.00%	0	0.00%	54	7.44%	54	7.44%
	Thomas E. "Tom" DAVIS	0	0.00%	0	0.00%	79	10.88%	79	10.88%
	Jesse JOHNSTON IV.	0	0.00%	0	0.00%	74	10.19%	74	10.19%
	Preston W. HERNDON	0	0.00%	0	0.00%	17	2.34%	17	2.34%
	X R. ROYSTER III.	0	0.00%	0	0.00%	94	12.95%	94	12.95%
	Nathan "Nate" BUTLER	0	0.00%	0	0.00%	42	5.79%	42	5.79%
	Kenny PERKINS	0	0.00%	0	0.00%	66	9.09%	66	9.09%
	Donald "Don" BRIDGES	0	0.00%	0	0.00%	20	2.75%	20	2.75%
	Bradley S. STATON	0	0.00%	0	0.00%	83	11.43%	83	11.43%
	Patti BUGG	0	0.00%	0	0.00%	81	11.16%	81	11.16%
	Brad WOOSLEY	0	0.00%	0	0.00%	33	4.55%	33	4.55%
	Cast Votes:	0	0.00%	0	0.00%	726	83.64%	726	83.64%
	Over Votes:	0	0.00%	0	0.00%	0	0.00%	0	0.00%
	Under Votes:	0	0.00%	0	0.00%	142	16.36%	142	16.36%

Precinct Report — Official

PRESIDENTIAL PREFERENCE AND REGULAR PRIMARY — OFFICIAL BALLOT FOR HENDERSON COUNTY — May 17, 2016

05/17/2016 08:03 PM

Total Number of Voters : 8,897 of 0 = 0.00%

Precincts Reporting 46 of 46 = 100.00%

Party	Candidate	Absentee		Early		Election		Total	
Precinct A114 (Ballots Cast: 346)									
UNITED STATES SENATOR, Vote For 1									
	James R. GOULD	0	0.00%	0	0.00%	6	6.06%	6	6.06%
	Rand PAUL	0	0.00%	0	0.00%	92	92.93%	92	92.93%
	Stephen Howard SLAUGHTER	0	0.00%	0	0.00%	1	1.01%	1	1.01%
	Cast Votes:	0	0.00%	0	0.00%	99	99.00%	99	99.00%
	Over Votes:	0	0.00%	0	0.00%	0	0.00%	0	0.00%
	Under Votes:	0	0.00%	0	0.00%	1	1.00%	1	1.00%
UNITED STATES REPRESENTATIVE in CONGRESS 1st Congressional District, Vote For 1									
	Mike PAPE	0	0.00%	0	0.00%	42	43.75%	42	43.75%
	Miles A. CAUGHEY JR.	0	0.00%	0	0.00%	2	2.08%	2	2.08%
	Jason BATTS	0	0.00%	0	0.00%	2	2.08%	2	2.08%
	James R. COMER	0	0.00%	0	0.00%	50	52.08%	50	52.08%
	Cast Votes:	0	0.00%	0	0.00%	96	96.00%	96	96.00%
	Over Votes:	0	0.00%	0	0.00%	0	0.00%	0	0.00%
	Under Votes:	0	0.00%	0	0.00%	4	4.00%	4	4.00%
STATE REPRESENTATIVE 11th Representative District, Vote For 1									
	James BUCKMASTER	0	0.00%	0	0.00%	46	46.46%	46	46.46%
	Robert M. "Robby" MILLS	0	0.00%	0	0.00%	53	53.54%	53	53.54%
	Cast Votes:	0	0.00%	0	0.00%	99	99.00%	99	99.00%
	Over Votes:	0	0.00%	0	0.00%	0	0.00%	0	0.00%
	Under Votes:	0	0.00%	0	0.00%	1	1.00%	1	1.00%
PRESIDENT of the UNITED STATES, Vote For 1									
	Martin J. O'MALLEY	0	0.00%	0	0.00%	4	1.68%	4	1.68%
	Bernard "Bernie" SANDERS	0	0.00%	0	0.00%	106	44.54%	106	44.54%
	Hillary CLINTON	0	0.00%	0	0.00%	96	40.34%	96	40.34%
	Roque Rocky DE LA FUENTE	0	0.00%	0	0.00%	0	0.00%	0	0.00%
	"UNCOMMITTED"	0	0.00%	0	0.00%	32	13.45%	32	13.45%
	Cast Votes:	0	0.00%	0	0.00%	238	96.75%	238	96.75%
	Over Votes:	0	0.00%	0	0.00%	0	0.00%	0	0.00%
	Under Votes:	0	0.00%	0	0.00%	8	3.25%	8	3.25%

Precinct Report — Official

PRESIDENTIAL PREFERENCE AND REGULAR PRIMARY — OFFICIAL BALLOT FOR HENDERSON COUNTY — May 17, 2016

05/17/2016 08:03 PM

Total Number of Voters : 8,897 of 0 = 0.00%

Precincts Reporting 46 of 46 = 100.00%

Party	Candidate	Absentee		Early		Election		Total	
Precinct A114 (Ballots Cast: 346)									
UNITED STATES SENATOR, Vote For 1									
	Jim GRAY	0	0.00%	0	0.00%	145	65.91%	145	65.91%
	Rory HOULIHAN	0	0.00%	0	0.00%	5	2.27%	5	2.27%
	Jeff KENDER	0	0.00%	0	0.00%	7	3.18%	7	3.18%
	Ron LEACH	0	0.00%	0	0.00%	17	7.73%	17	7.73%
	Tom RECKTENWALD	0	0.00%	0	0.00%	9	4.09%	9	4.09%
	Grant T. SHORT	0	0.00%	0	0.00%	14	6.36%	14	6.36%
	Sellus WILDER	0	0.00%	0	0.00%	23	10.45%	23	10.45%
	Cast Votes:	0	0.00%	0	0.00%	220	89.43%	220	89.43%
	Over Votes:	0	0.00%	0	0.00%	0	0.00%	0	0.00%
	Under Votes:	0	0.00%	0	0.00%	26	10.57%	26	10.57%
UNITED STATES REPRESENTATIVE in CONGRESS 1st Congressional District, Vote For 1									
	Tom OSBORNE	0	0.00%	0	0.00%	113	57.95%	113	57.95%
	Samuel L. GASKINS	0	0.00%	0	0.00%	82	42.05%	82	42.05%
	Cast Votes:	0	0.00%	0	0.00%	195	79.27%	195	79.27%
	Over Votes:	0	0.00%	0	0.00%	0	0.00%	0	0.00%
	Under Votes:	0	0.00%	0	0.00%	51	20.73%	51	20.73%

Precinct Report — Official

PRESIDENTIAL PREFERENCE AND REGULAR PRIMARY — OFFICIAL BALLOT FOR HENDERSON COUNTY — May 17, 2016

05/17/2016 08:03 PM

Total Number of Voters : 8,897 of 0 = 0.00%

Precincts Reporting 46 of 46 = 100.00%

Party	Candidate	Absentee		Early		Election		Total	
Precinct A116A (Ballots Cast: 236)									
UNITED STATES SENATOR, Vote For 1									
	James R. GOULD	0	0.00%	0	0.00%	3	8.11%	3	8.11%
	Rand PAUL	0	0.00%	0	0.00%	30	81.08%	30	81.08%
	Stephen Howard SLAUGHTER	0	0.00%	0	0.00%	4	10.81%	4	10.81%
	Cast Votes:	0	0.00%	0	0.00%	37	94.87%	37	94.87%
	Over Votes:	0	0.00%	0	0.00%	0	0.00%	0	0.00%
	Under Votes:	0	0.00%	0	0.00%	2	5.13%	2	5.13%
UNITED STATES REPRESENTATIVE in CONGRESS 1st Congressional District, Vote For 1									
	Mike PAPE	0	0.00%	0	0.00%	12	31.58%	12	31.58%
	Miles A. CAUGHEY JR.	0	0.00%	0	0.00%	1	2.63%	1	2.63%
	Jason BATTS	0	0.00%	0	0.00%	7	18.42%	7	18.42%
	James R. COMER	0	0.00%	0	0.00%	18	47.37%	18	47.37%
	Cast Votes:	0	0.00%	0	0.00%	38	97.44%	38	97.44%
	Over Votes:	0	0.00%	0	0.00%	0	0.00%	0	0.00%
	Under Votes:	0	0.00%	0	0.00%	1	2.56%	1	2.56%
STATE REPRESENTATIVE 11th Representative District, Vote For 1									
	James BUCKMASTER	0	0.00%	0	0.00%	12	31.58%	12	31.58%
	Robert M. "Robby" MILLS	0	0.00%	0	0.00%	26	68.42%	26	68.42%
	Cast Votes:	0	0.00%	0	0.00%	38	97.44%	38	97.44%
	Over Votes:	0	0.00%	0	0.00%	0	0.00%	0	0.00%
	Under Votes:	0	0.00%	0	0.00%	1	2.56%	1	2.56%
PRESIDENT of the UNITED STATES, Vote For 1									
	Martin J. O'MALLEY	0	0.00%	0	0.00%	1	0.55%	1	0.55%
	Bernard "Bernie" SANDERS	0	0.00%	0	0.00%	69	37.70%	69	37.70%
	Hillary CLINTON	0	0.00%	0	0.00%	97	53.01%	97	53.01%
	Roque Rocky DE LA FUENTE	0	0.00%	0	0.00%	0	0.00%	0	0.00%
	"UNCOMMITTED"	0	0.00%	0	0.00%	16	8.74%	16	8.74%
	Cast Votes:	0	0.00%	0	0.00%	183	94.82%	183	94.82%
	Over Votes:	0	0.00%	0	0.00%	0	0.00%	0	0.00%
	Under Votes:	0	0.00%	0	0.00%	10	5.18%	10	5.18%

Precinct Report — Official

PRESIDENTIAL PREFERENCE AND REGULAR PRIMARY — OFFICIAL BALLOT FOR HENDERSON COUNTY — May 17, 2016

05/17/2016 08:03 PM

Total Number of Voters : 8,897 of 0 = 0.00%

Precincts Reporting 46 of 46 = 100.00%

Party	Candidate	Absentee		Early		Election		Total	
Precinct A116A (Ballots Cast: 236)									
UNITED STATES SENATOR, Vote For 1									
	Jim GRAY	0	0.00%	0	0.00%	94	56.63%	94	56.63%
	Rory HOULIHAN	0	0.00%	0	0.00%	5	3.01%	5	3.01%
	Jeff KENDER	0	0.00%	0	0.00%	11	6.63%	11	6.63%
	Ron LEACH	0	0.00%	0	0.00%	23	13.86%	23	13.86%
	Tom RECKTENWALD	0	0.00%	0	0.00%	4	2.41%	4	2.41%
	Grant T. SHORT	0	0.00%	0	0.00%	7	4.22%	7	4.22%
	Sellus WILDER	0	0.00%	0	0.00%	22	13.25%	22	13.25%
	Cast Votes:	0	0.00%	0	0.00%	166	86.01%	166	86.01%
	Over Votes:	0	0.00%	0	0.00%	0	0.00%	0	0.00%
	Under Votes:	0	0.00%	0	0.00%	27	13.99%	27	13.99%
UNITED STATES REPRESENTATIVE in CONGRESS 1st Congressional District, Vote For 1									
	Tom OSBORNE	0	0.00%	0	0.00%	99	68.75%	99	68.75%
	Samuel L. GASKINS	0	0.00%	0	0.00%	45	31.25%	45	31.25%
	Cast Votes:	0	0.00%	0	0.00%	144	74.61%	144	74.61%
	Over Votes:	0	0.00%	0	0.00%	0	0.00%	0	0.00%
	Under Votes:	0	0.00%	0	0.00%	49	25.39%	49	25.39%
CITY COMMISSIONERS City of Henderson, Vote For 4									
	Austin P. VOWELS	0	0.00%	0	0.00%	61	7.79%	61	7.79%
	Robert N. PRUITT	0	0.00%	0	0.00%	79	10.09%	79	10.09%
	Thomas E. "Tom" DAVIS	0	0.00%	0	0.00%	99	12.64%	99	12.64%
	Jesse JOHNSTON IV.	0	0.00%	0	0.00%	72	9.20%	72	9.20%
	Preston W. HERNDON	0	0.00%	0	0.00%	30	3.83%	30	3.83%
	X R. ROYSTER III.	0	0.00%	0	0.00%	88	11.24%	88	11.24%
	Nathan "Nate" BUTLER	0	0.00%	0	0.00%	31	3.96%	31	3.96%
	Kenny PERKINS	0	0.00%	0	0.00%	68	8.68%	68	8.68%
	Donald "Don" BRIDGES	0	0.00%	0	0.00%	33	4.21%	33	4.21%
	Bradley S. STATON	0	0.00%	0	0.00%	81	10.34%	81	10.34%
	Patti BUGG	0	0.00%	0	0.00%	106	13.54%	106	13.54%
	Brad WOOSLEY	0	0.00%	0	0.00%	35	4.47%	35	4.47%
	Cast Votes:	0	0.00%	0	0.00%	783	82.94%	783	82.94%
	Over Votes:	0	0.00%	0	0.00%	0	0.00%	0	0.00%
	Under Votes:	0	0.00%	0	0.00%	161	17.06%	161	17.06%

Precinct Report — Official

PRESIDENTIAL PREFERENCE AND REGULAR PRIMARY — OFFICIAL BALLOT FOR HENDERSON COUNTY — May 17, 2016

05/17/2016 08:03 PM

Total Number of Voters : 8,897 of 0 = 0.00%

Precincts Reporting 46 of 46 = 100.00%

Party	Candidate	Absentee		Early		Election		Total	
Precinct B101C (Ballots Cast: 167)									
UNITED STATES SENATOR, Vote For 1									
	James R. GOULD	0	0.00%	0	0.00%	2	6.90%	2	6.90%
	Rand PAUL	0	0.00%	0	0.00%	27	93.10%	27	93.10%
	Stephen Howard SLAUGHTER	0	0.00%	0	0.00%	0	0.00%	0	0.00%
	Cast Votes:	0	0.00%	0	0.00%	29	96.67%	29	96.67%
	Over Votes:	0	0.00%	0	0.00%	0	0.00%	0	0.00%
	Under Votes:	0	0.00%	0	0.00%	1	3.33%	1	3.33%
UNITED STATES REPRESENTATIVE in CONGRESS 1st Congressional District, Vote For 1									
	Mike PAPE	0	0.00%	0	0.00%	9	31.03%	9	31.03%
	Miles A. CAUGHEY JR.	0	0.00%	0	0.00%	0	0.00%	0	0.00%
	Jason BATTS	0	0.00%	0	0.00%	2	6.90%	2	6.90%
	James R. COMER	0	0.00%	0	0.00%	18	62.07%	18	62.07%
	Cast Votes:	0	0.00%	0	0.00%	29	96.67%	29	96.67%
	Over Votes:	0	0.00%	0	0.00%	0	0.00%	0	0.00%
	Under Votes:	0	0.00%	0	0.00%	1	3.33%	1	3.33%
PRESIDENT of the UNITED STATES, Vote For 1									
	Martin J. O'MALLEY	0	0.00%	0	0.00%	2	1.49%	2	1.49%
	Bernard "Bernie" SANDERS	0	0.00%	0	0.00%	76	56.72%	76	56.72%
	Hillary CLINTON	0	0.00%	0	0.00%	38	28.36%	38	28.36%
	Roque Rocky DE LA FUENTE	0	0.00%	0	0.00%	0	0.00%	0	0.00%
	"UNCOMMITTED"	0	0.00%	0	0.00%	18	13.43%	18	13.43%
	Cast Votes:	0	0.00%	0	0.00%	134	97.81%	134	97.81%
	Over Votes:	0	0.00%	0	0.00%	0	0.00%	0	0.00%
	Under Votes:	0	0.00%	0	0.00%	3	2.19%	3	2.19%
UNITED STATES SENATOR, Vote For 1									
	Jim GRAY	0	0.00%	0	0.00%	71	57.72%	71	57.72%
	Rory HOULIHAN	0	0.00%	0	0.00%	5	4.07%	5	4.07%
	Jeff KENDER	0	0.00%	0	0.00%	5	4.07%	5	4.07%
	Ron LEACH	0	0.00%	0	0.00%	18	14.63%	18	14.63%
	Tom RECKTENWALD	0	0.00%	0	0.00%	3	2.44%	3	2.44%
	Grant T. SHORT	0	0.00%	0	0.00%	8	6.50%	8	6.50%
	Sellus WILDER	0	0.00%	0	0.00%	13	10.57%	13	10.57%
	Cast Votes:	0	0.00%	0	0.00%	123	89.78%	123	89.78%
	Over Votes:	0	0.00%	0	0.00%	0	0.00%	0	0.00%
	Under Votes:	0	0.00%	0	0.00%	14	10.22%	14	10.22%

Precinct Report — Official

PRESIDENTIAL PREFERENCE AND REGULAR PRIMARY — OFFICIAL BALLOT FOR HENDERSON COUNTY — May 17, 2016

05/17/2016 08:03 PM

Total Number of Voters : 8,897 of 0 = 0.00%

Precincts Reporting 46 of 46 = 100.00%

Party	Candidate	Absentee		Early		Election		Total	
Precinct B101C (Ballots Cast: 167)									
UNITED STATES REPRESENTATIVE in CONGRESS 1st Congressional District, Vote For 1									
	Tom OSBORNE	0	0.00%	0	0.00%	89	74.17%	89	74.17%
	Samuel L. GASKINS	0	0.00%	0	0.00%	31	25.83%	31	25.83%
	Cast Votes:	0	0.00%	0	0.00%	120	87.59%	120	87.59%
	Over Votes:	0	0.00%	0	0.00%	0	0.00%	0	0.00%
	Under Votes:	0	0.00%	0	0.00%	17	12.41%	17	12.41%

Precinct Report — Official

PRESIDENTIAL PREFERENCE AND REGULAR PRIMARY — OFFICIAL BALLOT FOR HENDERSON COUNTY — May 17, 2016

05/17/2016 08:03 PM

Total Number of Voters : 8,897 of 0 = 0.00%

Precincts Reporting 46 of 46 = 100.00%

Party	Candidate	Absentee		Early		Election		Total	
Precinct B102C (Ballots Cast: 92)									
UNITED STATES SENATOR, Vote For 1									
	James R. GOULD	0	0.00%	0	0.00%	4	12.12%	4	12.12%
	Rand PAUL	0	0.00%	0	0.00%	26	78.79%	26	78.79%
	Stephen Howard SLAUGHTER	0	0.00%	0	0.00%	3	9.09%	3	9.09%
	Cast Votes:	0	0.00%	0	0.00%	33	100.00%	33	100.00%
	Over Votes:	0	0.00%	0	0.00%	0	0.00%	0	0.00%
	Under Votes:	0	0.00%	0	0.00%	0	0.00%	0	0.00%
UNITED STATES REPRESENTATIVE in CONGRESS 1st Congressional District, Vote For 1									
	Mike PAPE	0	0.00%	0	0.00%	5	15.15%	5	15.15%
	Miles A. CAUGHEY JR.	0	0.00%	0	0.00%	0	0.00%	0	0.00%
	Jason BATTS	0	0.00%	0	0.00%	7	21.21%	7	21.21%
	James R. COMER	0	0.00%	0	0.00%	21	63.64%	21	63.64%
	Cast Votes:	0	0.00%	0	0.00%	33	100.00%	33	100.00%
	Over Votes:	0	0.00%	0	0.00%	0	0.00%	0	0.00%
	Under Votes:	0	0.00%	0	0.00%	0	0.00%	0	0.00%
PRESIDENT of the UNITED STATES, Vote For 1									
	Martin J. O'MALLEY	0	0.00%	0	0.00%	2	3.39%	2	3.39%
	Bernard "Bernie" SANDERS	0	0.00%	0	0.00%	28	47.46%	28	47.46%
	Hillary CLINTON	0	0.00%	0	0.00%	21	35.59%	21	35.59%
	Roque Rocky DE LA FUENTE	0	0.00%	0	0.00%	1	1.69%	1	1.69%
	"UNCOMMITTED"	0	0.00%	0	0.00%	7	11.86%	7	11.86%
	Cast Votes:	0	0.00%	0	0.00%	59	100.00%	59	100.00%
	Over Votes:	0	0.00%	0	0.00%	0	0.00%	0	0.00%
	Under Votes:	0	0.00%	0	0.00%	0	0.00%	0	0.00%
UNITED STATES SENATOR, Vote For 1									
	Jim GRAY	0	0.00%	0	0.00%	32	60.38%	32	60.38%
	Rory HOULIHAN	0	0.00%	0	0.00%	2	3.77%	2	3.77%
	Jeff KENDER	0	0.00%	0	0.00%	2	3.77%	2	3.77%
	Ron LEACH	0	0.00%	0	0.00%	7	13.21%	7	13.21%
	Tom RECKTENWALD	0	0.00%	0	0.00%	2	3.77%	2	3.77%
	Grant T. SHORT	0	0.00%	0	0.00%	2	3.77%	2	3.77%
	Sellus WILDER	0	0.00%	0	0.00%	6	11.32%	6	11.32%
	Cast Votes:	0	0.00%	0	0.00%	53	89.83%	53	89.83%
	Over Votes:	0	0.00%	0	0.00%	0	0.00%	0	0.00%
	Under Votes:	0	0.00%	0	0.00%	6	10.17%	6	10.17%

Precinct Report — Official

PRESIDENTIAL PREFERENCE AND REGULAR PRIMARY — OFFICIAL BALLOT FOR HENDERSON COUNTY — May 17, 2016

05/17/2016 08:03 PM

Total Number of Voters : 8,897 of 0 = 0.00%

Precincts Reporting 46 of 46 = 100.00%

Party	Candidate	Absentee		Early		Election		Total	
Precinct B102C (Ballots Cast: 92)									
UNITED STATES REPRESENTATIVE in CONGRESS 1st Congressional District, Vote For 1									
	Tom OSBORNE	0	0.00%	0	0.00%	37	74.00%	37	74.00%
	Samuel L. GASKINS	0	0.00%	0	0.00%	13	26.00%	13	26.00%
	Cast Votes:	0	0.00%	0	0.00%	50	84.75%	50	84.75%
	Over Votes:	0	0.00%	0	0.00%	0	0.00%	0	0.00%
	Under Votes:	0	0.00%	0	0.00%	9	15.25%	9	15.25%

Total Number of Voters : 8,897 of 0 = 0.00%

Precincts Reporting 46 of 46 = 100.00%

Party	Candidate	Absentee		Early		Election		Total	
Precinct B103 (Ballots Cast: 208)									
UNITED STATES SENATOR, Vote For 1									
	James R. GOULD	0	0.00%	0	0.00%	4	6.35%	4	6.35%
	Rand PAUL	0	0.00%	0	0.00%	56	88.89%	56	88.89%
	Stephen Howard SLAUGHTER	0	0.00%	0	0.00%	3	4.76%	3	4.76%
	Cast Votes:	0	0.00%	0	0.00%	63	100.00%	63	100.00%
	Over Votes:	0	0.00%	0	0.00%	0	0.00%	0	0.00%
	Under Votes:	0	0.00%	0	0.00%	0	0.00%	0	0.00%
UNITED STATES REPRESENTATIVE in CONGRESS 1st Congressional District, Vote For 1									
	Mike PAPE	0	0.00%	0	0.00%	25	40.32%	25	40.32%
	Miles A. CAUGHEY JR.	0	0.00%	0	0.00%	2	3.23%	2	3.23%
	Jason BATTS	0	0.00%	0	0.00%	2	3.23%	2	3.23%
	James R. COMER	0	0.00%	0	0.00%	33	53.23%	33	53.23%
	Cast Votes:	0	0.00%	0	0.00%	62	98.41%	62	98.41%
	Over Votes:	0	0.00%	0	0.00%	0	0.00%	0	0.00%
	Under Votes:	0	0.00%	0	0.00%	1	1.59%	1	1.59%
STATE REPRESENTATIVE 11th Representative District, Vote For 1									
	James BUCKMASTER	0	0.00%	0	0.00%	31	49.21%	31	49.21%
	Robert M. "Robby" MILLS	0	0.00%	0	0.00%	32	50.79%	32	50.79%
	Cast Votes:	0	0.00%	0	0.00%	63	100.00%	63	100.00%
	Over Votes:	0	0.00%	0	0.00%	0	0.00%	0	0.00%
	Under Votes:	0	0.00%	0	0.00%	0	0.00%	0	0.00%
PRESIDENT of the UNITED STATES, Vote For 1									
	Martin J. O'MALLEY	0	0.00%	0	0.00%	2	1.39%	2	1.39%
	Bernard "Bernie" SANDERS	0	0.00%	0	0.00%	65	45.14%	65	45.14%
	Hillary CLINTON	0	0.00%	0	0.00%	54	37.50%	54	37.50%
	Roque Rocky DE LA FUENTE	0	0.00%	0	0.00%	2	1.39%	2	1.39%
	"UNCOMMITTED"	0	0.00%	0	0.00%	21	14.58%	21	14.58%
	Cast Votes:	0	0.00%	0	0.00%	144	99.31%	144	99.31%
	Over Votes:	0	0.00%	0	0.00%	0	0.00%	0	0.00%
	Under Votes:	0	0.00%	0	0.00%	1	0.69%	1	0.69%

Precinct Report — Official

PRESIDENTIAL PREFERENCE AND REGULAR PRIMARY — OFFICIAL BALLOT FOR HENDERSON COUNTY — May 17, 2016

05/17/2016 08:03 PM

Total Number of Voters : 8,897 of 0 = 0.00%

Precincts Reporting 46 of 46 = 100.00%

Party	Candidate	Absentee		Early		Election		Total	
Precinct B103 (Ballots Cast: 208)									
UNITED STATES SENATOR, Vote For 1									
	Jim GRAY	0	0.00%	0	0.00%	90	68.18%	90	68.18%
	Rory HOULIHAN	0	0.00%	0	0.00%	4	3.03%	4	3.03%
	Jeff KENDER	0	0.00%	0	0.00%	6	4.55%	6	4.55%
	Ron LEACH	0	0.00%	0	0.00%	12	9.09%	12	9.09%
	Tom RECKTENWALD	0	0.00%	0	0.00%	4	3.03%	4	3.03%
	Grant T. SHORT	0	0.00%	0	0.00%	5	3.79%	5	3.79%
	Sellus WILDER	0	0.00%	0	0.00%	11	8.33%	11	8.33%
	Cast Votes:	0	0.00%	0	0.00%	132	91.03%	132	91.03%
	Over Votes:	0	0.00%	0	0.00%	0	0.00%	0	0.00%
	Under Votes:	0	0.00%	0	0.00%	13	8.97%	13	8.97%
UNITED STATES REPRESENTATIVE in CONGRESS 1st Congressional District, Vote For 1									
	Tom OSBORNE	0	0.00%	0	0.00%	88	67.18%	88	67.18%
	Samuel L. GASKINS	0	0.00%	0	0.00%	43	32.82%	43	32.82%
	Cast Votes:	0	0.00%	0	0.00%	131	90.34%	131	90.34%
	Over Votes:	0	0.00%	0	0.00%	0	0.00%	0	0.00%
	Under Votes:	0	0.00%	0	0.00%	14	9.66%	14	9.66%

Total Number of Voters : 8,897 of 0 = 0.00%

Precincts Reporting 46 of 46 = 100.00%

Party	Candidate	Absentee		Early		Election		Total	
Precinct B104 (Ballots Cast: 186)									
UNITED STATES SENATOR, Vote For 1									
	James R. GOULD	0	0.00%	0	0.00%	4	8.89%	4	8.89%
	Rand PAUL	0	0.00%	0	0.00%	40	88.89%	40	88.89%
	Stephen Howard SLAUGHTER	0	0.00%	0	0.00%	1	2.22%	1	2.22%
	Cast Votes:	0	0.00%	0	0.00%	45	97.83%	45	97.83%
	Over Votes:	0	0.00%	0	0.00%	0	0.00%	0	0.00%
	Under Votes:	0	0.00%	0	0.00%	1	2.17%	1	2.17%
UNITED STATES REPRESENTATIVE in CONGRESS 1st Congressional District, Vote For 1									
	Mike PAPE	0	0.00%	0	0.00%	15	32.61%	15	32.61%
	Miles A. CAUGHEY JR.	0	0.00%	0	0.00%	1	2.17%	1	2.17%
	Jason BATTS	0	0.00%	0	0.00%	4	8.70%	4	8.70%
	James R. COMER	0	0.00%	0	0.00%	26	56.52%	26	56.52%
	Cast Votes:	0	0.00%	0	0.00%	46	100.00%	46	100.00%
	Over Votes:	0	0.00%	0	0.00%	0	0.00%	0	0.00%
	Under Votes:	0	0.00%	0	0.00%	0	0.00%	0	0.00%
PRESIDENT of the UNITED STATES, Vote For 1									
	Martin J. O'MALLEY	0	0.00%	0	0.00%	4	2.86%	4	2.86%
	Bernard "Bernie" SANDERS	0	0.00%	0	0.00%	62	44.29%	62	44.29%
	Hillary CLINTON	0	0.00%	0	0.00%	40	28.57%	40	28.57%
	Roque Rocky DE LA FUENTE	0	0.00%	0	0.00%	0	0.00%	0	0.00%
	"UNCOMMITTED"	0	0.00%	0	0.00%	34	24.29%	34	24.29%
	Cast Votes:	0	0.00%	0	0.00%	140	100.00%	140	100.00%
	Over Votes:	0	0.00%	0	0.00%	0	0.00%	0	0.00%
	Under Votes:	0	0.00%	0	0.00%	0	0.00%	0	0.00%
UNITED STATES SENATOR, Vote For 1									
	Jim GRAY	0	0.00%	0	0.00%	80	64.00%	80	64.00%
	Rory HOULIHAN	0	0.00%	0	0.00%	2	1.60%	2	1.60%
	Jeff KENDER	0	0.00%	0	0.00%	12	9.60%	12	9.60%
	Ron LEACH	0	0.00%	0	0.00%	17	13.60%	17	13.60%
	Tom RECKTENWALD	0	0.00%	0	0.00%	5	4.00%	5	4.00%
	Grant T. SHORT	0	0.00%	0	0.00%	3	2.40%	3	2.40%
	Sellus WILDER	0	0.00%	0	0.00%	6	4.80%	6	4.80%
	Cast Votes:	0	0.00%	0	0.00%	125	89.29%	125	89.29%
	Over Votes:	0	0.00%	0	0.00%	0	0.00%	0	0.00%
	Under Votes:	0	0.00%	0	0.00%	15	10.71%	15	10.71%

Precinct Report — Official

PRESIDENTIAL PREFERENCE AND REGULAR PRIMARY — OFFICIAL BALLOT FOR HENDERSON COUNTY — May 17, 2016

05/17/2016 08:03 PM

Total Number of Voters : 8,897 of 0 = 0.00%

Precincts Reporting 46 of 46 = 100.00%

Party	Candidate	Absentee		Early		Election		Total	
Precinct B104 (Ballots Cast: 186)									
UNITED STATES REPRESENTATIVE in CONGRESS 1st Congressional District, Vote For 1									
	Tom OSBORNE	0	0.00%	0	0.00%	83	70.94%	83	70.94%
	Samuel L. GASKINS	0	0.00%	0	0.00%	34	29.06%	34	29.06%
	Cast Votes:	0	0.00%	0	0.00%	117	83.57%	117	83.57%
	Over Votes:	0	0.00%	0	0.00%	0	0.00%	0	0.00%
	Under Votes:	0	0.00%	0	0.00%	23	16.43%	23	16.43%

Precinct Report — Official

PRESIDENTIAL PREFERENCE AND REGULAR PRIMARY — OFFICIAL BALLOT FOR HENDERSON COUNTY — May 17, 2016

05/17/2016 08:03 PM

Total Number of Voters : 8,897 of 0 = 0.00%

Precincts Reporting 46 of 46 = 100.00%

Party	Candidate	Absentee		Early		Election		Total	
Precinct B105 (Ballots Cast: 212)									
UNITED STATES SENATOR, Vote For 1									
	James R. GOULD	0	0.00%	0	0.00%	5	9.80%	5	9.80%
	Rand PAUL	0	0.00%	0	0.00%	44	86.27%	44	86.27%
	Stephen Howard SLAUGHTER	0	0.00%	0	0.00%	2	3.92%	2	3.92%
	Cast Votes:	0	0.00%	0	0.00%	51	98.08%	51	98.08%
	Over Votes:	0	0.00%	0	0.00%	0	0.00%	0	0.00%
	Under Votes:	0	0.00%	0	0.00%	1	1.92%	1	1.92%
UNITED STATES REPRESENTATIVE in CONGRESS 1st Congressional District, Vote For 1									
	Mike PAPE	0	0.00%	0	0.00%	20	39.22%	20	39.22%
	Miles A. CAUGHEY JR.	0	0.00%	0	0.00%	0	0.00%	0	0.00%
	Jason BATTS	0	0.00%	0	0.00%	4	7.84%	4	7.84%
	James R. COMER	0	0.00%	0	0.00%	27	52.94%	27	52.94%
	Cast Votes:	0	0.00%	0	0.00%	51	98.08%	51	98.08%
	Over Votes:	0	0.00%	0	0.00%	0	0.00%	0	0.00%
	Under Votes:	0	0.00%	0	0.00%	1	1.92%	1	1.92%
STATE REPRESENTATIVE 11th Representative District, Vote For 1									
	James BUCKMASTER	0	0.00%	0	0.00%	29	55.77%	29	55.77%
	Robert M. "Robby" MILLS	0	0.00%	0	0.00%	23	44.23%	23	44.23%
	Cast Votes:	0	0.00%	0	0.00%	52	100.00%	52	100.00%
	Over Votes:	0	0.00%	0	0.00%	0	0.00%	0	0.00%
	Under Votes:	0	0.00%	0	0.00%	0	0.00%	0	0.00%
PRESIDENT of the UNITED STATES, Vote For 1									
	Martin J. O'MALLEY	0	0.00%	0	0.00%	4	2.53%	4	2.53%
	Bernard "Bernie" SANDERS	0	0.00%	0	0.00%	81	51.27%	81	51.27%
	Hillary CLINTON	0	0.00%	0	0.00%	47	29.75%	47	29.75%
	Roque Rocky DE LA FUENTE	0	0.00%	0	0.00%	0	0.00%	0	0.00%
	"UNCOMMITTED"	0	0.00%	0	0.00%	26	16.46%	26	16.46%
	Cast Votes:	0	0.00%	0	0.00%	158	98.75%	158	98.75%
	Over Votes:	0	0.00%	0	0.00%	0	0.00%	0	0.00%
	Under Votes:	0	0.00%	0	0.00%	2	1.25%	2	1.25%

Precinct Report — Official

PRESIDENTIAL PREFERENCE AND REGULAR PRIMARY — OFFICIAL BALLOT FOR HENDERSON COUNTY — May 17, 2016

05/17/2016 08:03 PM

Total Number of Voters : 8,897 of 0 = 0.00%

Precincts Reporting 46 of 46 = 100.00%

Party	Candidate	Absentee		Early		Election		Total	
Precinct B105 (Ballots Cast: 212)									
UNITED STATES SENATOR, Vote For 1									
	Jim GRAY	0	0.00%	0	0.00%	85	62.96%	85	62.96%
	Rory HOULIHAN	0	0.00%	0	0.00%	6	4.44%	6	4.44%
	Jeff KENDER	0	0.00%	0	0.00%	9	6.67%	9	6.67%
	Ron LEACH	0	0.00%	0	0.00%	11	8.15%	11	8.15%
	Tom RECKTENWALD	0	0.00%	0	0.00%	4	2.96%	4	2.96%
	Grant T. SHORT	0	0.00%	0	0.00%	4	2.96%	4	2.96%
	Sellus WILDER	0	0.00%	0	0.00%	16	11.85%	16	11.85%
	Cast Votes:	0	0.00%	0	0.00%	135	84.38%	135	84.38%
	Over Votes:	0	0.00%	0	0.00%	0	0.00%	0	0.00%
	Under Votes:	0	0.00%	0	0.00%	25	15.63%	25	15.63%
UNITED STATES REPRESENTATIVE in CONGRESS 1st Congressional District, Vote For 1									
	Tom OSBORNE	0	0.00%	0	0.00%	78	60.47%	78	60.47%
	Samuel L. GASKINS	0	0.00%	0	0.00%	51	39.53%	51	39.53%
	Cast Votes:	0	0.00%	0	0.00%	129	80.63%	129	80.63%
	Over Votes:	0	0.00%	0	0.00%	0	0.00%	0	0.00%
	Under Votes:	0	0.00%	0	0.00%	31	19.38%	31	19.38%

Total Number of Voters : 8,897 of 0 = 0.00%

Precincts Reporting 46 of 46 = 100.00%

Party	Candidate	Absentee		Early		Election		Total	
Precinct B106A (Ballots Cast: 247)									
UNITED STATES SENATOR, Vote For 1									
	James R. GOULD	0	0.00%	0	0.00%	4	10.00%	4	10.00%
	Rand PAUL	0	0.00%	0	0.00%	36	90.00%	36	90.00%
	Stephen Howard SLAUGHTER	0	0.00%	0	0.00%	0	0.00%	0	0.00%
	Cast Votes:	0	0.00%	0	0.00%	40	95.24%	40	95.24%
	Over Votes:	0	0.00%	0	0.00%	0	0.00%	0	0.00%
	Under Votes:	0	0.00%	0	0.00%	2	4.76%	2	4.76%
UNITED STATES REPRESENTATIVE in CONGRESS 1st Congressional District, Vote For 1									
	Mike PAPE	0	0.00%	0	0.00%	13	32.50%	13	32.50%
	Miles A. CAUGHEY JR.	0	0.00%	0	0.00%	1	2.50%	1	2.50%
	Jason BATTS	0	0.00%	0	0.00%	4	10.00%	4	10.00%
	James R. COMER	0	0.00%	0	0.00%	22	55.00%	22	55.00%
	Cast Votes:	0	0.00%	0	0.00%	40	95.24%	40	95.24%
	Over Votes:	0	0.00%	0	0.00%	0	0.00%	0	0.00%
	Under Votes:	0	0.00%	0	0.00%	2	4.76%	2	4.76%
STATE REPRESENTATIVE 11th Representative District, Vote For 1									
	James BUCKMASTER	0	0.00%	0	0.00%	24	58.54%	24	58.54%
	Robert M. "Robby" MILLS	0	0.00%	0	0.00%	17	41.46%	17	41.46%
	Cast Votes:	0	0.00%	0	0.00%	41	97.62%	41	97.62%
	Over Votes:	0	0.00%	0	0.00%	0	0.00%	0	0.00%
	Under Votes:	0	0.00%	0	0.00%	1	2.38%	1	2.38%
PRESIDENT of the UNITED STATES, Vote For 1									
	Martin J. O'MALLEY	0	0.00%	0	0.00%	0	0.00%	0	0.00%
	Bernard "Bernie" SANDERS	0	0.00%	0	0.00%	74	38.14%	74	38.14%
	Hillary CLINTON	0	0.00%	0	0.00%	94	48.45%	94	48.45%
	Roque Rocky DE LA FUENTE	0	0.00%	0	0.00%	0	0.00%	0	0.00%
	"UNCOMMITTED"	0	0.00%	0	0.00%	26	13.40%	26	13.40%
	Cast Votes:	0	0.00%	0	0.00%	194	97.49%	194	97.49%
	Over Votes:	0	0.00%	0	0.00%	0	0.00%	0	0.00%
	Under Votes:	0	0.00%	0	0.00%	5	2.51%	5	2.51%

Total Number of Voters : 8,897 of 0 = 0.00%

Precincts Reporting 46 of 46 = 100.00%

Party	Candidate	Absentee		Early		Election		Total	
Precinct B106A (Ballots Cast: 247)									
UNITED STATES SENATOR, Vote For 1									
	Jim GRAY	0	0.00%	0	0.00%	108	62.07%	108	62.07%
	Rory HOULIHAN	0	0.00%	0	0.00%	2	1.15%	2	1.15%
	Jeff KENDER	0	0.00%	0	0.00%	7	4.02%	7	4.02%
	Ron LEACH	0	0.00%	0	0.00%	16	9.20%	16	9.20%
	Tom RECKTENWALD	0	0.00%	0	0.00%	2	1.15%	2	1.15%
	Grant T. SHORT	0	0.00%	0	0.00%	6	3.45%	6	3.45%
	Sellus WILDER	0	0.00%	0	0.00%	33	18.97%	33	18.97%
	Cast Votes:	0	0.00%	0	0.00%	174	87.44%	174	87.44%
	Over Votes:	0	0.00%	0	0.00%	0	0.00%	0	0.00%
	Under Votes:	0	0.00%	0	0.00%	25	12.56%	25	12.56%
UNITED STATES REPRESENTATIVE in CONGRESS 1st Congressional District, Vote For 1									
	Tom OSBORNE	0	0.00%	0	0.00%	110	72.85%	110	72.85%
	Samuel L. GASKINS	0	0.00%	0	0.00%	41	27.15%	41	27.15%
	Cast Votes:	0	0.00%	0	0.00%	151	75.88%	151	75.88%
	Over Votes:	0	0.00%	0	0.00%	0	0.00%	0	0.00%
	Under Votes:	0	0.00%	0	0.00%	48	24.12%	48	24.12%
CITY COMMISSIONERS City of Henderson, Vote For 4									
	Austin P. VOWELS	0	0.00%	0	0.00%	88	10.76%	88	10.76%
	Robert N. PRUITT	0	0.00%	0	0.00%	85	10.39%	85	10.39%
	Thomas E. "Tom" DAVIS	0	0.00%	0	0.00%	97	11.86%	97	11.86%
	Jesse JOHNSTON IV.	0	0.00%	0	0.00%	89	10.88%	89	10.88%
	Preston W. HERNDON	0	0.00%	0	0.00%	18	2.20%	18	2.20%
	X R. ROYSTER III.	0	0.00%	0	0.00%	109	13.33%	109	13.33%
	Nathan "Nate" BUTLER	0	0.00%	0	0.00%	25	3.06%	25	3.06%
	Kenny PERKINS	0	0.00%	0	0.00%	85	10.39%	85	10.39%
	Donald "Don" BRIDGES	0	0.00%	0	0.00%	28	3.42%	28	3.42%
	Bradley S. STATON	0	0.00%	0	0.00%	59	7.21%	59	7.21%
	Patti BUGG	0	0.00%	0	0.00%	105	12.84%	105	12.84%
	Brad WOOSLEY	0	0.00%	0	0.00%	30	3.67%	30	3.67%
	Cast Votes:	0	0.00%	0	0.00%	818	82.79%	818	82.79%
	Over Votes:	0	0.00%	0	0.00%	0	0.00%	0	0.00%
	Under Votes:	0	0.00%	0	0.00%	170	17.21%	170	17.21%

Precinct Report — Official

PRESIDENTIAL PREFERENCE AND REGULAR PRIMARY — OFFICIAL BALLOT FOR HENDERSON COUNTY — May 17, 2016

05/17/2016 08:03 PM

Total Number of Voters : 8,897 of 0 = 0.00%

Precincts Reporting 46 of 46 = 100.00%

Party	Candidate	Absentee		Early		Election		Total	
Precinct B108A (Ballots Cast: 217)									
UNITED STATES SENATOR, Vote For 1									
	James R. GOULD	0	0.00%	0	0.00%	6	12.24%	6	12.24%
	Rand PAUL	0	0.00%	0	0.00%	42	85.71%	42	85.71%
	Stephen Howard SLAUGHTER	0	0.00%	0	0.00%	1	2.04%	1	2.04%
	Cast Votes:	0	0.00%	0	0.00%	49	96.08%	49	96.08%
	Over Votes:	0	0.00%	0	0.00%	0	0.00%	0	0.00%
	Under Votes:	0	0.00%	0	0.00%	2	3.92%	2	3.92%
UNITED STATES REPRESENTATIVE in CONGRESS 1st Congressional District, Vote For 1									
	Mike PAPE	0	0.00%	0	0.00%	16	34.04%	16	34.04%
	Miles A. CAUGHEY JR.	0	0.00%	0	0.00%	1	2.13%	1	2.13%
	Jason BATTS	0	0.00%	0	0.00%	1	2.13%	1	2.13%
	James R. COMER	0	0.00%	0	0.00%	29	61.70%	29	61.70%
	Cast Votes:	0	0.00%	0	0.00%	47	92.16%	47	92.16%
	Over Votes:	0	0.00%	0	0.00%	0	0.00%	0	0.00%
	Under Votes:	0	0.00%	0	0.00%	4	7.84%	4	7.84%
STATE REPRESENTATIVE 11th Representative District, Vote For 1									
	James BUCKMASTER	0	0.00%	0	0.00%	22	43.14%	22	43.14%
	Robert M. "Robby" MILLS	0	0.00%	0	0.00%	29	56.86%	29	56.86%
	Cast Votes:	0	0.00%	0	0.00%	51	100.00%	51	100.00%
	Over Votes:	0	0.00%	0	0.00%	0	0.00%	0	0.00%
	Under Votes:	0	0.00%	0	0.00%	0	0.00%	0	0.00%
PRESIDENT of the UNITED STATES, Vote For 1									
	Martin J. O'MALLEY	0	0.00%	0	0.00%	3	1.97%	3	1.97%
	Bernard "Bernie" SANDERS	0	0.00%	0	0.00%	59	38.82%	59	38.82%
	Hillary CLINTON	0	0.00%	0	0.00%	70	46.05%	70	46.05%
	Roque Rocky DE LA FUENTE	0	0.00%	0	0.00%	1	0.66%	1	0.66%
	"UNCOMMITTED"	0	0.00%	0	0.00%	19	12.50%	19	12.50%
	Cast Votes:	0	0.00%	0	0.00%	152	94.41%	152	94.41%
	Over Votes:	0	0.00%	0	0.00%	0	0.00%	0	0.00%
	Under Votes:	0	0.00%	0	0.00%	9	5.59%	9	5.59%

Precinct Report — Official

PRESIDENTIAL PREFERENCE AND REGULAR PRIMARY — OFFICIAL BALLOT FOR HENDERSON COUNTY — May 17, 2016

05/17/2016 08:03 PM

Total Number of Voters : 8,897 of 0 = 0.00%

Precincts Reporting 46 of 46 = 100.00%

Party	Candidate	Absentee		Early		Election		Total	
Precinct B108A (Ballots Cast: 217)									
UNITED STATES SENATOR, Vote For 1									
	Jim GRAY	0	0.00%	0	0.00%	80	62.02%	80	62.02%
	Rory HOULIHAN	0	0.00%	0	0.00%	5	3.88%	5	3.88%
	Jeff KENDER	0	0.00%	0	0.00%	6	4.65%	6	4.65%
	Ron LEACH	0	0.00%	0	0.00%	17	13.18%	17	13.18%
	Tom RECKTENWALD	0	0.00%	0	0.00%	6	4.65%	6	4.65%
	Grant T. SHORT	0	0.00%	0	0.00%	4	3.10%	4	3.10%
	Sellus WILDER	0	0.00%	0	0.00%	11	8.53%	11	8.53%
	Cast Votes:	0	0.00%	0	0.00%	129	80.12%	129	80.12%
	Over Votes:	0	0.00%	0	0.00%	0	0.00%	0	0.00%
	Under Votes:	0	0.00%	0	0.00%	32	19.88%	32	19.88%
UNITED STATES REPRESENTATIVE in CONGRESS 1st Congressional District, Vote For 1									
	Tom OSBORNE	0	0.00%	0	0.00%	73	66.36%	73	66.36%
	Samuel L. GASKINS	0	0.00%	0	0.00%	37	33.64%	37	33.64%
	Cast Votes:	0	0.00%	0	0.00%	110	68.32%	110	68.32%
	Over Votes:	0	0.00%	0	0.00%	0	0.00%	0	0.00%
	Under Votes:	0	0.00%	0	0.00%	51	31.68%	51	31.68%
CITY COMMISSIONERS City of Henderson, Vote For 4									
	Austin P. VOWELS	0	0.00%	0	0.00%	92	13.12%	92	13.12%
	Robert N. PRUITT	0	0.00%	0	0.00%	52	7.42%	52	7.42%
	Thomas E. "Tom" DAVIS	0	0.00%	0	0.00%	92	13.12%	92	13.12%
	Jesse JOHNSTON IV.	0	0.00%	0	0.00%	79	11.27%	79	11.27%
	Preston W. HERNDON	0	0.00%	0	0.00%	10	1.43%	10	1.43%
	X R. ROYSTER III.	0	0.00%	0	0.00%	105	14.98%	105	14.98%
	Nathan "Nate" BUTLER	0	0.00%	0	0.00%	28	3.99%	28	3.99%
	Kenny PERKINS	0	0.00%	0	0.00%	72	10.27%	72	10.27%
	Donald "Don" BRIDGES	0	0.00%	0	0.00%	19	2.71%	19	2.71%
	Bradley S. STATON	0	0.00%	0	0.00%	56	7.99%	56	7.99%
	Patti BUGG	0	0.00%	0	0.00%	86	12.27%	86	12.27%
	Brad WOOSLEY	0	0.00%	0	0.00%	10	1.43%	10	1.43%
	Cast Votes:	0	0.00%	0	0.00%	701	80.76%	701	80.76%
	Over Votes:	0	0.00%	0	0.00%	0	0.00%	0	0.00%
	Under Votes:	0	0.00%	0	0.00%	167	19.24%	167	19.24%

Total Number of Voters : 8,897 of 0 = 0.00%

Precincts Reporting 46 of 46 = 100.00%

Party	Candidate	Absentee		Early		Election		Total	
Precinct B109 (Ballots Cast: 76)									
UNITED STATES SENATOR, Vote For 1									
	James R. GOULD	0	0.00%	0	0.00%	1	11.11%	1	11.11%
	Rand PAUL	0	0.00%	0	0.00%	8	88.89%	8	88.89%
	Stephen Howard SLAUGHTER	0	0.00%	0	0.00%	0	0.00%	0	0.00%
	Cast Votes:	0	0.00%	0	0.00%	9	100.00%	9	100.00%
	Over Votes:	0	0.00%	0	0.00%	0	0.00%	0	0.00%
	Under Votes:	0	0.00%	0	0.00%	0	0.00%	0	0.00%
UNITED STATES REPRESENTATIVE in CONGRESS 1st Congressional District, Vote For 1									
	Mike PAPE	0	0.00%	0	0.00%	2	22.22%	2	22.22%
	Miles A. CAUGHEY JR.	0	0.00%	0	0.00%	1	11.11%	1	11.11%
	Jason BATTS	0	0.00%	0	0.00%	0	0.00%	0	0.00%
	James R. COMER	0	0.00%	0	0.00%	6	66.67%	6	66.67%
	Cast Votes:	0	0.00%	0	0.00%	9	100.00%	9	100.00%
	Over Votes:	0	0.00%	0	0.00%	0	0.00%	0	0.00%
	Under Votes:	0	0.00%	0	0.00%	0	0.00%	0	0.00%
PRESIDENT of the UNITED STATES, Vote For 1									
	Martin J. O'MALLEY	0	0.00%	0	0.00%	0	0.00%	0	0.00%
	Bernard "Bernie" SANDERS	0	0.00%	0	0.00%	38	56.72%	38	56.72%
	Hillary CLINTON	0	0.00%	0	0.00%	19	28.36%	19	28.36%
	Roque Rocky DE LA FUENTE	0	0.00%	0	0.00%	0	0.00%	0	0.00%
	"UNCOMMITTED"	0	0.00%	0	0.00%	10	14.93%	10	14.93%
	Cast Votes:	0	0.00%	0	0.00%	67	100.00%	67	100.00%
	Over Votes:	0	0.00%	0	0.00%	0	0.00%	0	0.00%
	Under Votes:	0	0.00%	0	0.00%	0	0.00%	0	0.00%
UNITED STATES SENATOR, Vote For 1									
	Jim GRAY	0	0.00%	0	0.00%	34	58.62%	34	58.62%
	Rory HOULIHAN	0	0.00%	0	0.00%	1	1.72%	1	1.72%
	Jeff KENDER	0	0.00%	0	0.00%	4	6.90%	4	6.90%
	Ron LEACH	0	0.00%	0	0.00%	4	6.90%	4	6.90%
	Tom RECKTENWALD	0	0.00%	0	0.00%	2	3.45%	2	3.45%
	Grant T. SHORT	0	0.00%	0	0.00%	3	5.17%	3	5.17%
	Sellus WILDER	0	0.00%	0	0.00%	10	17.24%	10	17.24%
	Cast Votes:	0	0.00%	0	0.00%	58	86.57%	58	86.57%
	Over Votes:	0	0.00%	0	0.00%	0	0.00%	0	0.00%
	Under Votes:	0	0.00%	0	0.00%	9	13.43%	9	13.43%

Precinct Report — Official

PRESIDENTIAL PREFERENCE AND REGULAR PRIMARY — OFFICIAL BALLOT FOR HENDERSON COUNTY — May 17, 2016

05/17/2016 08:03 PM

Total Number of Voters : 8,897 of 0 = 0.00%

Precincts Reporting 46 of 46 = 100.00%

Party	Candidate	Absentee		Early		Election		Total	
Precinct B109 (Ballots Cast: 76)									
UNITED STATES REPRESENTATIVE in CONGRESS 1st Congressional District, Vote For 1									
	Tom OSBORNE	0	0.00%	0	0.00%	32	57.14%	32	57.14%
	Samuel L. GASKINS	0	0.00%	0	0.00%	24	42.86%	24	42.86%
	Cast Votes:	0	0.00%	0	0.00%	56	83.58%	56	83.58%
	Over Votes:	0	0.00%	0	0.00%	0	0.00%	0	0.00%
	Under Votes:	0	0.00%	0	0.00%	11	16.42%	11	16.42%

Precinct Report — Official

PRESIDENTIAL PREFERENCE AND REGULAR PRIMARY — OFFICIAL BALLOT FOR HENDERSON COUNTY — May 17, 2016

05/17/2016 08:03 PM

Total Number of Voters : 8,897 of 0 = 0.00%

Precincts Reporting 46 of 46 = 100.00%

Party	Candidate	Absentee		Early		Election		Total	
Precinct B110A (Ballots Cast: 265)									
UNITED STATES SENATOR, Vote For 1									
	James R. GOULD	0	0.00%	0	0.00%	4	6.25%	4	6.25%
	Rand PAUL	0	0.00%	0	0.00%	57	89.06%	57	89.06%
	Stephen Howard SLAUGHTER	0	0.00%	0	0.00%	3	4.69%	3	4.69%
	Cast Votes:	0	0.00%	0	0.00%	64	98.46%	64	98.46%
	Over Votes:	0	0.00%	0	0.00%	0	0.00%	0	0.00%
	Under Votes:	0	0.00%	0	0.00%	1	1.54%	1	1.54%
UNITED STATES REPRESENTATIVE in CONGRESS 1st Congressional District, Vote For 1									
	Mike PAPE	0	0.00%	0	0.00%	22	33.85%	22	33.85%
	Miles A. CAUGHEY JR.	0	0.00%	0	0.00%	2	3.08%	2	3.08%
	Jason BATTS	0	0.00%	0	0.00%	15	23.08%	15	23.08%
	James R. COMER	0	0.00%	0	0.00%	26	40.00%	26	40.00%
	Cast Votes:	0	0.00%	0	0.00%	65	100.00%	65	100.00%
	Over Votes:	0	0.00%	0	0.00%	0	0.00%	0	0.00%
	Under Votes:	0	0.00%	0	0.00%	0	0.00%	0	0.00%
STATE REPRESENTATIVE 11th Representative District, Vote For 1									
	James BUCKMASTER	0	0.00%	0	0.00%	19	30.16%	19	30.16%
	Robert M. "Robby" MILLS	0	0.00%	0	0.00%	44	69.84%	44	69.84%
	Cast Votes:	0	0.00%	0	0.00%	63	96.92%	63	96.92%
	Over Votes:	0	0.00%	0	0.00%	0	0.00%	0	0.00%
	Under Votes:	0	0.00%	0	0.00%	2	3.08%	2	3.08%
PRESIDENT of the UNITED STATES, Vote For 1									
	Martin J. O'MALLEY	0	0.00%	0	0.00%	0	0.00%	0	0.00%
	Bernard "Bernie" SANDERS	0	0.00%	0	0.00%	82	42.27%	82	42.27%
	Hillary CLINTON	0	0.00%	0	0.00%	82	42.27%	82	42.27%
	Roque Rocky DE LA FUENTE	0	0.00%	0	0.00%	1	0.52%	1	0.52%
	"UNCOMMITTED"	0	0.00%	0	0.00%	29	14.95%	29	14.95%
	Cast Votes:	0	0.00%	0	0.00%	194	97.98%	194	97.98%
	Over Votes:	0	0.00%	0	0.00%	0	0.00%	0	0.00%
	Under Votes:	0	0.00%	0	0.00%	4	2.02%	4	2.02%

Total Number of Voters : 8,897 of 0 = 0.00%

Precincts Reporting 46 of 46 = 100.00%

Party	Candidate	Absentee		Early		Election		Total	
Precinct B110A (Ballots Cast: 265)									
UNITED STATES SENATOR, Vote For 1									
	Jim GRAY	0	0.00%	0	0.00%	120	71.43%	120	71.43%
	Rory HOULIHAN	0	0.00%	0	0.00%	1	0.60%	1	0.60%
	Jeff KENDER	0	0.00%	0	0.00%	12	7.14%	12	7.14%
	Ron LEACH	0	0.00%	0	0.00%	14	8.33%	14	8.33%
	Tom RECKTENWALD	0	0.00%	0	0.00%	4	2.38%	4	2.38%
	Grant T. SHORT	0	0.00%	0	0.00%	2	1.19%	2	1.19%
	Sellus WILDER	0	0.00%	0	0.00%	15	8.93%	15	8.93%
	Cast Votes:	0	0.00%	0	0.00%	168	84.85%	168	84.85%
	Over Votes:	0	0.00%	0	0.00%	0	0.00%	0	0.00%
	Under Votes:	0	0.00%	0	0.00%	30	15.15%	30	15.15%
UNITED STATES REPRESENTATIVE in CONGRESS 1st Congressional District, Vote For 1									
	Tom OSBORNE	0	0.00%	0	0.00%	95	60.51%	95	60.51%
	Samuel L. GASKINS	0	0.00%	0	0.00%	62	39.49%	62	39.49%
	Cast Votes:	0	0.00%	0	0.00%	157	79.29%	157	79.29%
	Over Votes:	0	0.00%	0	0.00%	0	0.00%	0	0.00%
	Under Votes:	0	0.00%	0	0.00%	41	20.71%	41	20.71%
CITY COMMISSIONERS City of Henderson, Vote For 4									
	Austin P. VOWELS	0	0.00%	0	0.00%	11	12.64%	11	12.64%
	Robert N. PRUITT	0	0.00%	0	0.00%	6	6.90%	6	6.90%
	Thomas E. "Tom" DAVIS	0	0.00%	0	0.00%	8	9.20%	8	9.20%
	Jesse JOHNSTON IV.	0	0.00%	0	0.00%	10	11.49%	10	11.49%
	Preston W. HERNDON	0	0.00%	0	0.00%	0	0.00%	0	0.00%
	X R. ROYSTER III.	0	0.00%	0	0.00%	13	14.94%	13	14.94%
	Nathan "Nate" BUTLER	0	0.00%	0	0.00%	2	2.30%	2	2.30%
	Kenny PERKINS	0	0.00%	0	0.00%	13	14.94%	13	14.94%
	Donald "Don" BRIDGES	0	0.00%	0	0.00%	6	6.90%	6	6.90%
	Bradley S. STATON	0	0.00%	0	0.00%	9	10.34%	9	10.34%
	Patti BUGG	0	0.00%	0	0.00%	7	8.05%	7	8.05%
	Brad WOOSLEY	0	0.00%	0	0.00%	2	2.30%	2	2.30%
	Cast Votes:	0	0.00%	0	0.00%	87	75.00%	87	75.00%
	Over Votes:	0	0.00%	0	0.00%	0	0.00%	0	0.00%
	Under Votes:	0	0.00%	0	0.00%	29	25.00%	29	25.00%

Precinct Report — Official

PRESIDENTIAL PREFERENCE AND REGULAR PRIMARY — OFFICIAL BALLOT FOR HENDERSON COUNTY — May 17, 2016

05/17/2016 08:03 PM

Total Number of Voters : 8,897 of 0 = 0.00%

Precincts Reporting 46 of 46 = 100.00%

Party	Candidate	Absentee		Early		Election		Total	
Precinct B111A (Ballots Cast: 274)									
UNITED STATES SENATOR, Vote For 1									
	James R. GOULD	0	0.00%	0	0.00%	2	3.17%	2	3.17%
	Rand PAUL	0	0.00%	0	0.00%	57	90.48%	57	90.48%
	Stephen Howard SLAUGHTER	0	0.00%	0	0.00%	4	6.35%	4	6.35%
	Cast Votes:	0	0.00%	0	0.00%	63	96.92%	63	96.92%
	Over Votes:	0	0.00%	0	0.00%	0	0.00%	0	0.00%
	Under Votes:	0	0.00%	0	0.00%	2	3.08%	2	3.08%
UNITED STATES REPRESENTATIVE in CONGRESS 1st Congressional District, Vote For 1									
	Mike PAPE	0	0.00%	0	0.00%	24	36.92%	24	36.92%
	Miles A. CAUGHEY JR.	0	0.00%	0	0.00%	1	1.54%	1	1.54%
	Jason BATTS	0	0.00%	0	0.00%	11	16.92%	11	16.92%
	James R. COMER	0	0.00%	0	0.00%	29	44.62%	29	44.62%
	Cast Votes:	0	0.00%	0	0.00%	65	100.00%	65	100.00%
	Over Votes:	0	0.00%	0	0.00%	0	0.00%	0	0.00%
	Under Votes:	0	0.00%	0	0.00%	0	0.00%	0	0.00%
STATE REPRESENTATIVE 11th Representative District, Vote For 1									
	James BUCKMASTER	0	0.00%	0	0.00%	30	46.15%	30	46.15%
	Robert M. "Robby" MILLS	0	0.00%	0	0.00%	35	53.85%	35	53.85%
	Cast Votes:	0	0.00%	0	0.00%	65	100.00%	65	100.00%
	Over Votes:	0	0.00%	0	0.00%	0	0.00%	0	0.00%
	Under Votes:	0	0.00%	0	0.00%	0	0.00%	0	0.00%
PRESIDENT of the UNITED STATES, Vote For 1									
	Martin J. O'MALLEY	0	0.00%	0	0.00%	1	0.50%	1	0.50%
	Bernard "Bernie" SANDERS	0	0.00%	0	0.00%	94	47.24%	94	47.24%
	Hillary CLINTON	0	0.00%	0	0.00%	74	37.19%	74	37.19%
	Roque Rocky DE LA FUENTE	0	0.00%	0	0.00%	0	0.00%	0	0.00%
	"UNCOMMITTED"	0	0.00%	0	0.00%	30	15.08%	30	15.08%
	Cast Votes:	0	0.00%	0	0.00%	199	97.07%	199	97.07%
	Over Votes:	0	0.00%	0	0.00%	0	0.00%	0	0.00%
	Under Votes:	0	0.00%	0	0.00%	6	2.93%	6	2.93%

Precinct Report — Official

PRESIDENTIAL PREFERENCE AND REGULAR PRIMARY — OFFICIAL BALLOT FOR HENDERSON COUNTY — May 17, 2016

05/17/2016 08:03 PM

Total Number of Voters : 8,897 of 0 = 0.00%

Precincts Reporting 46 of 46 = 100.00%

Party	Candidate	Absentee		Early		Election		Total	
Precinct B111A (Ballots Cast: 274)									
UNITED STATES SENATOR, Vote For 1									
	Jim GRAY	0	0.00%	0	0.00%	106	64.63%	106	64.63%
	Rory HOULIHAN	0	0.00%	0	0.00%	4	2.44%	4	2.44%
	Jeff KENDER	0	0.00%	0	0.00%	5	3.05%	5	3.05%
	Ron LEACH	0	0.00%	0	0.00%	17	10.37%	17	10.37%
	Tom RECKTENWALD	0	0.00%	0	0.00%	6	3.66%	6	3.66%
	Grant T. SHORT	0	0.00%	0	0.00%	5	3.05%	5	3.05%
	Sellus WILDER	0	0.00%	0	0.00%	21	12.80%	21	12.80%
	Cast Votes:	0	0.00%	0	0.00%	164	80.00%	164	80.00%
	Over Votes:	0	0.00%	0	0.00%	0	0.00%	0	0.00%
	Under Votes:	0	0.00%	0	0.00%	41	20.00%	41	20.00%
UNITED STATES REPRESENTATIVE in CONGRESS 1st Congressional District, Vote For 1									
	Tom OSBORNE	0	0.00%	0	0.00%	94	66.20%	94	66.20%
	Samuel L. GASKINS	0	0.00%	0	0.00%	48	33.80%	48	33.80%
	Cast Votes:	0	0.00%	0	0.00%	142	69.27%	142	69.27%
	Over Votes:	0	0.00%	0	0.00%	0	0.00%	0	0.00%
	Under Votes:	0	0.00%	0	0.00%	63	30.73%	63	30.73%
CITY COMMISSIONERS City of Henderson, Vote For 4									
	Austin P. VOWELS	0	0.00%	0	0.00%	68	9.34%	68	9.34%
	Robert N. PRUITT	0	0.00%	0	0.00%	52	7.14%	52	7.14%
	Thomas E. "Tom" DAVIS	0	0.00%	0	0.00%	96	13.19%	96	13.19%
	Jesse JOHNSTON IV.	0	0.00%	0	0.00%	75	10.30%	75	10.30%
	Preston W. HERNDON	0	0.00%	0	0.00%	14	1.92%	14	1.92%
	X R. ROYSTER III.	0	0.00%	0	0.00%	97	13.32%	97	13.32%
	Nathan "Nate" BUTLER	0	0.00%	0	0.00%	32	4.40%	32	4.40%
	Kenny PERKINS	0	0.00%	0	0.00%	66	9.07%	66	9.07%
	Donald "Don" BRIDGES	0	0.00%	0	0.00%	39	5.36%	39	5.36%
	Bradley S. STATON	0	0.00%	0	0.00%	79	10.85%	79	10.85%
	Patti BUGG	0	0.00%	0	0.00%	79	10.85%	79	10.85%
	Brad WOOSLEY	0	0.00%	0	0.00%	31	4.26%	31	4.26%
	Cast Votes:	0	0.00%	0	0.00%	728	85.05%	728	85.05%
	Over Votes:	0	0.00%	0	0.00%	0	0.00%	0	0.00%
	Under Votes:	0	0.00%	0	0.00%	128	14.95%	128	14.95%

Total Number of Voters : 8,897 of 0 = 0.00%

Precincts Reporting 46 of 46 = 100.00%

Party	Candidate	Absentee		Early		Election		Total	
Precinct B112A (Ballots Cast: 78)									
UNITED STATES SENATOR, Vote For 1									
	James R. GOULD	0	0.00%	0	0.00%	3	15.79%	3	15.79%
	Rand PAUL	0	0.00%	0	0.00%	16	84.21%	16	84.21%
	Stephen Howard SLAUGHTER	0	0.00%	0	0.00%	0	0.00%	0	0.00%
	Cast Votes:	0	0.00%	0	0.00%	19	90.48%	19	90.48%
	Over Votes:	0	0.00%	0	0.00%	0	0.00%	0	0.00%
	Under Votes:	0	0.00%	0	0.00%	2	9.52%	2	9.52%
UNITED STATES REPRESENTATIVE in CONGRESS 1st Congressional District, Vote For 1									
	Mike PAPE	0	0.00%	0	0.00%	9	47.37%	9	47.37%
	Miles A. CAUGHEY JR.	0	0.00%	0	0.00%	1	5.26%	1	5.26%
	Jason BATTS	0	0.00%	0	0.00%	0	0.00%	0	0.00%
	James R. COMER	0	0.00%	0	0.00%	9	47.37%	9	47.37%
	Cast Votes:	0	0.00%	0	0.00%	19	90.48%	19	90.48%
	Over Votes:	0	0.00%	0	0.00%	0	0.00%	0	0.00%
	Under Votes:	0	0.00%	0	0.00%	2	9.52%	2	9.52%
STATE REPRESENTATIVE 11th Representative District, Vote For 1									
	James BUCKMASTER	0	0.00%	0	0.00%	6	30.00%	6	30.00%
	Robert M. "Robby" MILLS	0	0.00%	0	0.00%	14	70.00%	14	70.00%
	Cast Votes:	0	0.00%	0	0.00%	20	95.24%	20	95.24%
	Over Votes:	0	0.00%	0	0.00%	0	0.00%	0	0.00%
	Under Votes:	0	0.00%	0	0.00%	1	4.76%	1	4.76%
PRESIDENT of the UNITED STATES, Vote For 1									
	Martin J. O'MALLEY	0	0.00%	0	0.00%	0	0.00%	0	0.00%
	Bernard "Bernie" SANDERS	0	0.00%	0	0.00%	22	42.31%	22	42.31%
	Hillary CLINTON	0	0.00%	0	0.00%	20	38.46%	20	38.46%
	Roque Rocky DE LA FUENTE	0	0.00%	0	0.00%	0	0.00%	0	0.00%
	"UNCOMMITTED"	0	0.00%	0	0.00%	10	19.23%	10	19.23%
	Cast Votes:	0	0.00%	0	0.00%	52	91.23%	52	91.23%
	Over Votes:	0	0.00%	0	0.00%	0	0.00%	0	0.00%
	Under Votes:	0	0.00%	0	0.00%	5	8.77%	5	8.77%

Precinct Report — Official

PRESIDENTIAL PREFERENCE AND REGULAR PRIMARY — OFFICIAL BALLOT FOR HENDERSON COUNTY — May 17, 2016

05/17/2016 08:03 PM

Total Number of Voters : 8,897 of 0 = 0.00%

Precincts Reporting 46 of 46 = 100.00%

Party	Candidate	Absentee		Early		Election		Total	
Precinct B112A (Ballots Cast: 78)									
UNITED STATES SENATOR, Vote For 1									
	Jim GRAY	0	0.00%	0	0.00%	34	69.39%	34	69.39%
	Rory HOULIHAN	0	0.00%	0	0.00%	2	4.08%	2	4.08%
	Jeff KENDER	0	0.00%	0	0.00%	2	4.08%	2	4.08%
	Ron LEACH	0	0.00%	0	0.00%	4	8.16%	4	8.16%
	Tom RECKTENWALD	0	0.00%	0	0.00%	1	2.04%	1	2.04%
	Grant T. SHORT	0	0.00%	0	0.00%	1	2.04%	1	2.04%
	Sellus WILDER	0	0.00%	0	0.00%	5	10.20%	5	10.20%
	Cast Votes:	0	0.00%	0	0.00%	49	85.96%	49	85.96%
	Over Votes:	0	0.00%	0	0.00%	0	0.00%	0	0.00%
	Under Votes:	0	0.00%	0	0.00%	8	14.04%	8	14.04%
UNITED STATES REPRESENTATIVE in CONGRESS 1st Congressional District, Vote For 1									
	Tom OSBORNE	0	0.00%	0	0.00%	30	69.77%	30	69.77%
	Samuel L. GASKINS	0	0.00%	0	0.00%	13	30.23%	13	30.23%
	Cast Votes:	0	0.00%	0	0.00%	43	75.44%	43	75.44%
	Over Votes:	0	0.00%	0	0.00%	0	0.00%	0	0.00%
	Under Votes:	0	0.00%	0	0.00%	14	24.56%	14	24.56%
CITY COMMISSIONERS City of Henderson, Vote For 4									
	Austin P. VOWELS	0	0.00%	0	0.00%	7	7.95%	7	7.95%
	Robert N. PRUITT	0	0.00%	0	0.00%	14	15.91%	14	15.91%
	Thomas E. "Tom" DAVIS	0	0.00%	0	0.00%	10	11.36%	10	11.36%
	Jesse JOHNSTON IV.	0	0.00%	0	0.00%	8	9.09%	8	9.09%
	Preston W. HERNDON	0	0.00%	0	0.00%	3	3.41%	3	3.41%
	X R. ROYSTER III.	0	0.00%	0	0.00%	6	6.82%	6	6.82%
	Nathan "Nate" BUTLER	0	0.00%	0	0.00%	3	3.41%	3	3.41%
	Kenny PERKINS	0	0.00%	0	0.00%	8	9.09%	8	9.09%
	Donald "Don" BRIDGES	0	0.00%	0	0.00%	2	2.27%	2	2.27%
	Bradley S. STATON	0	0.00%	0	0.00%	7	7.95%	7	7.95%
	Patti BUGG	0	0.00%	0	0.00%	16	18.18%	16	18.18%
	Brad WOOSLEY	0	0.00%	0	0.00%	4	4.55%	4	4.55%
	Cast Votes:	0	0.00%	0	0.00%	88	78.57%	88	78.57%
	Over Votes:	0	0.00%	0	0.00%	0	0.00%	0	0.00%
	Under Votes:	0	0.00%	0	0.00%	24	21.43%	24	21.43%

Total Number of Voters : 8,897 of 0 = 0.00%

Precincts Reporting 46 of 46 = 100.00%

Party	Candidate	Absentee		Early		Election		Total	
Precinct C101AB (Ballots Cast: 174)									
UNITED STATES SENATOR, Vote For 1									
	James R. GOULD	0	0.00%	0	0.00%	2	6.67%	2	6.67%
	Rand PAUL	0	0.00%	0	0.00%	27	90.00%	27	90.00%
	Stephen Howard SLAUGHTER	0	0.00%	0	0.00%	1	3.33%	1	3.33%
	Cast Votes:	0	0.00%	0	0.00%	30	100.00%	30	100.00%
	Over Votes:	0	0.00%	0	0.00%	0	0.00%	0	0.00%
	Under Votes:	0	0.00%	0	0.00%	0	0.00%	0	0.00%
UNITED STATES REPRESENTATIVE in CONGRESS 1st Congressional District, Vote For 1									
	Mike PAPE	0	0.00%	0	0.00%	11	37.93%	11	37.93%
	Miles A. CAUGHEY JR.	0	0.00%	0	0.00%	0	0.00%	0	0.00%
	Jason BATTS	0	0.00%	0	0.00%	2	6.90%	2	6.90%
	James R. COMER	0	0.00%	0	0.00%	16	55.17%	16	55.17%
	Cast Votes:	0	0.00%	0	0.00%	29	96.67%	29	96.67%
	Over Votes:	0	0.00%	0	0.00%	0	0.00%	0	0.00%
	Under Votes:	0	0.00%	0	0.00%	1	3.33%	1	3.33%
STATE REPRESENTATIVE 11th Representative District, Vote For 1									
	James BUCKMASTER	0	0.00%	0	0.00%	16	53.33%	16	53.33%
	Robert M. "Robby" MILLS	0	0.00%	0	0.00%	14	46.67%	14	46.67%
	Cast Votes:	0	0.00%	0	0.00%	30	100.00%	30	100.00%
	Over Votes:	0	0.00%	0	0.00%	0	0.00%	0	0.00%
	Under Votes:	0	0.00%	0	0.00%	0	0.00%	0	0.00%
PRESIDENT of the UNITED STATES, Vote For 1									
	Martin J. O'MALLEY	0	0.00%	0	0.00%	4	2.86%	4	2.86%
	Bernard "Bernie" SANDERS	0	0.00%	0	0.00%	68	48.57%	68	48.57%
	Hillary CLINTON	0	0.00%	0	0.00%	49	35.00%	49	35.00%
	Roque Rocky DE LA FUENTE	0	0.00%	0	0.00%	0	0.00%	0	0.00%
	"UNCOMMITTED"	0	0.00%	0	0.00%	19	13.57%	19	13.57%
	Cast Votes:	0	0.00%	0	0.00%	140	99.29%	140	99.29%
	Over Votes:	0	0.00%	0	0.00%	0	0.00%	0	0.00%
	Under Votes:	0	0.00%	0	0.00%	1	0.71%	1	0.71%

Precinct Report — Official

PRESIDENTIAL PREFERENCE AND REGULAR PRIMARY — OFFICIAL BALLOT FOR HENDERSON COUNTY — May 17, 2016

05/17/2016 08:03 PM

Total Number of Voters : 8,897 of 0 = 0.00%

Precincts Reporting 46 of 46 = 100.00%

Party	Candidate	Absentee		Early		Election		Total	
Precinct C101AB (Ballots Cast: 174)									
UNITED STATES SENATOR, Vote For 1									
	Jim GRAY	0	0.00%	0	0.00%	85	66.93%	85	66.93%
	Rory HOULIHAN	0	0.00%	0	0.00%	3	2.36%	3	2.36%
	Jeff KENDER	0	0.00%	0	0.00%	4	3.15%	4	3.15%
	Ron LEACH	0	0.00%	0	0.00%	14	11.02%	14	11.02%
	Tom RECKTENWALD	0	0.00%	0	0.00%	5	3.94%	5	3.94%
	Grant T. SHORT	0	0.00%	0	0.00%	5	3.94%	5	3.94%
	Sellus WILDER	0	0.00%	0	0.00%	11	8.66%	11	8.66%
	Cast Votes:	0	0.00%	0	0.00%	127	90.07%	127	90.07%
	Over Votes:	0	0.00%	0	0.00%	0	0.00%	0	0.00%
	Under Votes:	0	0.00%	0	0.00%	14	9.93%	14	9.93%
UNITED STATES REPRESENTATIVE in CONGRESS 1st Congressional District, Vote For 1									
	Tom OSBORNE	0	0.00%	0	0.00%	79	68.10%	79	68.10%
	Samuel L. GASKINS	0	0.00%	0	0.00%	37	31.90%	37	31.90%
	Cast Votes:	0	0.00%	0	0.00%	116	82.27%	116	82.27%
	Over Votes:	0	0.00%	0	0.00%	0	0.00%	0	0.00%
	Under Votes:	0	0.00%	0	0.00%	25	17.73%	25	17.73%
CITY COMMISSIONERS City of Henderson, Vote For 4									
	Austin P. VOWELS	0	0.00%	0	0.00%	4	6.67%	4	6.67%
	Robert N. PRUITT	0	0.00%	0	0.00%	9	15.00%	9	15.00%
	Thomas E. "Tom" DAVIS	0	0.00%	0	0.00%	6	10.00%	6	10.00%
	Jesse JOHNSTON IV.	0	0.00%	0	0.00%	2	3.33%	2	3.33%
	Preston W. HERNDON	0	0.00%	0	0.00%	5	8.33%	5	8.33%
	X R. ROYSTER III.	0	0.00%	0	0.00%	5	8.33%	5	8.33%
	Nathan "Nate" BUTLER	0	0.00%	0	0.00%	5	8.33%	5	8.33%
	Kenny PERKINS	0	0.00%	0	0.00%	6	10.00%	6	10.00%
	Donald "Don" BRIDGES	0	0.00%	0	0.00%	3	5.00%	3	5.00%
	Bradley S. STATON	0	0.00%	0	0.00%	2	3.33%	2	3.33%
	Patti BUGG	0	0.00%	0	0.00%	11	18.33%	11	18.33%
	Brad WOOSLEY	0	0.00%	0	0.00%	2	3.33%	2	3.33%
	Cast Votes:	0	0.00%	0	0.00%	60	83.33%	60	83.33%
	Over Votes:	0	0.00%	0	0.00%	0	0.00%	0	0.00%
	Under Votes:	0	0.00%	0	0.00%	12	16.67%	12	16.67%

Total Number of Voters : 8,897 of 0 = 0.00%

Precincts Reporting 46 of 46 = 100.00%

Party	Candidate	Absentee		Early		Election		Total	
Precinct C102 (Ballots Cast: 100)									
UNITED STATES SENATOR, Vote For 1									
	James R. GOULD	0	0.00%	0	0.00%	1	3.57%	1	3.57%
	Rand PAUL	0	0.00%	0	0.00%	27	96.43%	27	96.43%
	Stephen Howard SLAUGHTER	0	0.00%	0	0.00%	0	0.00%	0	0.00%
	Cast Votes:	0	0.00%	0	0.00%	28	90.32%	28	90.32%
	Over Votes:	0	0.00%	0	0.00%	0	0.00%	0	0.00%
	Under Votes:	0	0.00%	0	0.00%	3	9.68%	3	9.68%
UNITED STATES REPRESENTATIVE in CONGRESS 1st Congressional District, Vote For 1									
	Mike PAPE	0	0.00%	0	0.00%	10	35.71%	10	35.71%
	Miles A. CAUGHEY JR.	0	0.00%	0	0.00%	0	0.00%	0	0.00%
	Jason BATTS	0	0.00%	0	0.00%	2	7.14%	2	7.14%
	James R. COMER	0	0.00%	0	0.00%	16	57.14%	16	57.14%
	Cast Votes:	0	0.00%	0	0.00%	28	90.32%	28	90.32%
	Over Votes:	0	0.00%	0	0.00%	0	0.00%	0	0.00%
	Under Votes:	0	0.00%	0	0.00%	3	9.68%	3	9.68%
STATE REPRESENTATIVE 11th Representative District, Vote For 1									
	James BUCKMASTER	0	0.00%	0	0.00%	12	38.71%	12	38.71%
	Robert M. "Robby" MILLS	0	0.00%	0	0.00%	19	61.29%	19	61.29%
	Cast Votes:	0	0.00%	0	0.00%	31	100.00%	31	100.00%
	Over Votes:	0	0.00%	0	0.00%	0	0.00%	0	0.00%
	Under Votes:	0	0.00%	0	0.00%	0	0.00%	0	0.00%
PRESIDENT of the UNITED STATES, Vote For 1									
	Martin J. O'MALLEY	0	0.00%	0	0.00%	1	1.47%	1	1.47%
	Bernard "Bernie" SANDERS	0	0.00%	0	0.00%	31	45.59%	31	45.59%
	Hillary CLINTON	0	0.00%	0	0.00%	30	44.12%	30	44.12%
	Roque Rocky DE LA FUENTE	0	0.00%	0	0.00%	0	0.00%	0	0.00%
	"UNCOMMITTED"	0	0.00%	0	0.00%	6	8.82%	6	8.82%
	Cast Votes:	0	0.00%	0	0.00%	68	98.55%	68	98.55%
	Over Votes:	0	0.00%	0	0.00%	0	0.00%	0	0.00%
	Under Votes:	0	0.00%	0	0.00%	1	1.45%	1	1.45%

Precinct Report — Official

PRESIDENTIAL PREFERENCE AND REGULAR PRIMARY — OFFICIAL BALLOT FOR HENDERSON COUNTY — May 17, 2016

05/17/2016 08:03 PM

Total Number of Voters : 8,897 of 0 = 0.00%

Precincts Reporting 46 of 46 = 100.00%

Party	Candidate	Absentee		Early		Election		Total	
Precinct C102 (Ballots Cast: 100)									
UNITED STATES SENATOR, Vote For 1									
	Jim GRAY	0	0.00%	0	0.00%	40	62.50%	40	62.50%
	Rory HOULIHAN	0	0.00%	0	0.00%	2	3.13%	2	3.13%
	Jeff KENDER	0	0.00%	0	0.00%	4	6.25%	4	6.25%
	Ron LEACH	0	0.00%	0	0.00%	8	12.50%	8	12.50%
	Tom RECKTENWALD	0	0.00%	0	0.00%	0	0.00%	0	0.00%
	Grant T. SHORT	0	0.00%	0	0.00%	2	3.13%	2	3.13%
	Sellus WILDER	0	0.00%	0	0.00%	8	12.50%	8	12.50%
	Cast Votes:	0	0.00%	0	0.00%	64	92.75%	64	92.75%
	Over Votes:	0	0.00%	0	0.00%	0	0.00%	0	0.00%
	Under Votes:	0	0.00%	0	0.00%	5	7.25%	5	7.25%
UNITED STATES REPRESENTATIVE in CONGRESS 1st Congressional District, Vote For 1									
	Tom OSBORNE	0	0.00%	0	0.00%	16	29.63%	16	29.63%
	Samuel L. GASKINS	0	0.00%	0	0.00%	38	70.37%	38	70.37%
	Cast Votes:	0	0.00%	0	0.00%	54	78.26%	54	78.26%
	Over Votes:	0	0.00%	0	0.00%	0	0.00%	0	0.00%
	Under Votes:	0	0.00%	0	0.00%	15	21.74%	15	21.74%

Precinct Report — Official

PRESIDENTIAL PREFERENCE AND REGULAR PRIMARY — OFFICIAL BALLOT FOR HENDERSON COUNTY — May 17, 2016

05/17/2016 08:03 PM

Total Number of Voters : 8,897 of 0 = 0.00%

Precincts Reporting 46 of 46 = 100.00%

Party	Candidate	Absentee		Early		Election		Total	
Precinct C103B (Ballots Cast: 134)									
UNITED STATES SENATOR, Vote For 1									
	James R. GOULD	0	0.00%	0	0.00%	2	5.13%	2	5.13%
	Rand PAUL	0	0.00%	0	0.00%	35	89.74%	35	89.74%
	Stephen Howard SLAUGHTER	0	0.00%	0	0.00%	2	5.13%	2	5.13%
	Cast Votes:	0	0.00%	0	0.00%	39	100.00%	39	100.00%
	Over Votes:	0	0.00%	0	0.00%	0	0.00%	0	0.00%
	Under Votes:	0	0.00%	0	0.00%	0	0.00%	0	0.00%
UNITED STATES REPRESENTATIVE in CONGRESS 1st Congressional District, Vote For 1									
	Mike PAPE	0	0.00%	0	0.00%	7	18.92%	7	18.92%
	Miles A. CAUGHEY JR.	0	0.00%	0	0.00%	2	5.41%	2	5.41%
	Jason BATTS	0	0.00%	0	0.00%	8	21.62%	8	21.62%
	James R. COMER	0	0.00%	0	0.00%	20	54.05%	20	54.05%
	Cast Votes:	0	0.00%	0	0.00%	37	94.87%	37	94.87%
	Over Votes:	0	0.00%	0	0.00%	0	0.00%	0	0.00%
	Under Votes:	0	0.00%	0	0.00%	2	5.13%	2	5.13%
STATE REPRESENTATIVE 11th Representative District, Vote For 1									
	James BUCKMASTER	0	0.00%	0	0.00%	21	55.26%	21	55.26%
	Robert M. "Robby" MILLS	0	0.00%	0	0.00%	17	44.74%	17	44.74%
	Cast Votes:	0	0.00%	0	0.00%	38	97.44%	38	97.44%
	Over Votes:	0	0.00%	0	0.00%	0	0.00%	0	0.00%
	Under Votes:	0	0.00%	0	0.00%	1	2.56%	1	2.56%
PRESIDENT of the UNITED STATES, Vote For 1									
	Martin J. O'MALLEY	0	0.00%	0	0.00%	2	2.11%	2	2.11%
	Bernard "Bernie" SANDERS	0	0.00%	0	0.00%	41	43.16%	41	43.16%
	Hillary CLINTON	0	0.00%	0	0.00%	44	46.32%	44	46.32%
	Roque Rocky DE LA FUENTE	0	0.00%	0	0.00%	0	0.00%	0	0.00%
	"UNCOMMITTED"	0	0.00%	0	0.00%	8	8.42%	8	8.42%
	Cast Votes:	0	0.00%	0	0.00%	95	100.00%	95	100.00%
	Over Votes:	0	0.00%	0	0.00%	0	0.00%	0	0.00%
	Under Votes:	0	0.00%	0	0.00%	0	0.00%	0	0.00%

Precinct Report — Official

PRESIDENTIAL PREFERENCE AND REGULAR PRIMARY — OFFICIAL BALLOT FOR HENDERSON COUNTY — May 17, 2016

05/17/2016 08:03 PM

Total Number of Voters : 8,897 of 0 = 0.00%

Precincts Reporting 46 of 46 = 100.00%

Party	Candidate	Absentee		Early		Election		Total	
Precinct C103B (Ballots Cast: 134)									
UNITED STATES SENATOR, Vote For 1									
	Jim GRAY	0	0.00%	0	0.00%	57	71.25%	57	71.25%
	Rory HOULIHAN	0	0.00%	0	0.00%	3	3.75%	3	3.75%
	Jeff KENDER	0	0.00%	0	0.00%	3	3.75%	3	3.75%
	Ron LEACH	0	0.00%	0	0.00%	4	5.00%	4	5.00%
	Tom RECKTENWALD	0	0.00%	0	0.00%	2	2.50%	2	2.50%
	Grant T. SHORT	0	0.00%	0	0.00%	1	1.25%	1	1.25%
	Sellus WILDER	0	0.00%	0	0.00%	10	12.50%	10	12.50%
	Cast Votes:	0	0.00%	0	0.00%	80	84.21%	80	84.21%
	Over Votes:	0	0.00%	0	0.00%	0	0.00%	0	0.00%
	Under Votes:	0	0.00%	0	0.00%	15	15.79%	15	15.79%
UNITED STATES REPRESENTATIVE in CONGRESS 1st Congressional District, Vote For 1									
	Tom OSBORNE	0	0.00%	0	0.00%	53	69.74%	53	69.74%
	Samuel L. GASKINS	0	0.00%	0	0.00%	23	30.26%	23	30.26%
	Cast Votes:	0	0.00%	0	0.00%	76	80.00%	76	80.00%
	Over Votes:	0	0.00%	0	0.00%	0	0.00%	0	0.00%
	Under Votes:	0	0.00%	0	0.00%	19	20.00%	19	20.00%

Precinct Report — Official

PRESIDENTIAL PREFERENCE AND REGULAR PRIMARY — OFFICIAL BALLOT FOR HENDERSON COUNTY — May 17, 2016

05/17/2016 08:03 PM

Total Number of Voters : 8,897 of 0 = 0.00%

Precincts Reporting 46 of 46 = 100.00%

Party	Candidate	Absentee		Early		Election		Total	
Precinct C104B (Ballots Cast: 196)									
UNITED STATES SENATOR, Vote For 1									
	James R. GOULD	0	0.00%	0	0.00%	2	6.67%	2	6.67%
	Rand PAUL	0	0.00%	0	0.00%	26	86.67%	26	86.67%
	Stephen Howard SLAUGHTER	0	0.00%	0	0.00%	2	6.67%	2	6.67%
	Cast Votes:	0	0.00%	0	0.00%	30	96.77%	30	96.77%
	Over Votes:	0	0.00%	0	0.00%	0	0.00%	0	0.00%
	Under Votes:	0	0.00%	0	0.00%	1	3.23%	1	3.23%
UNITED STATES REPRESENTATIVE in CONGRESS 1st Congressional District, Vote For 1									
	Mike PAPE	0	0.00%	0	0.00%	12	38.71%	12	38.71%
	Miles A. CAUGHEY JR.	0	0.00%	0	0.00%	1	3.23%	1	3.23%
	Jason BATTS	0	0.00%	0	0.00%	5	16.13%	5	16.13%
	James R. COMER	0	0.00%	0	0.00%	13	41.94%	13	41.94%
	Cast Votes:	0	0.00%	0	0.00%	31	100.00%	31	100.00%
	Over Votes:	0	0.00%	0	0.00%	0	0.00%	0	0.00%
	Under Votes:	0	0.00%	0	0.00%	0	0.00%	0	0.00%
PRESIDENT of the UNITED STATES, Vote For 1									
	Martin J. O'MALLEY	0	0.00%	0	0.00%	1	0.61%	1	0.61%
	Bernard "Bernie" SANDERS	0	0.00%	0	0.00%	73	44.51%	73	44.51%
	Hillary CLINTON	0	0.00%	0	0.00%	58	35.37%	58	35.37%
	Roque Rocky DE LA FUENTE	0	0.00%	0	0.00%	1	0.61%	1	0.61%
	"UNCOMMITTED"	0	0.00%	0	0.00%	31	18.90%	31	18.90%
	Cast Votes:	0	0.00%	0	0.00%	164	99.39%	164	99.39%
	Over Votes:	0	0.00%	0	0.00%	0	0.00%	0	0.00%
	Under Votes:	0	0.00%	0	0.00%	1	0.61%	1	0.61%
UNITED STATES SENATOR, Vote For 1									
	Jim GRAY	0	0.00%	0	0.00%	88	61.11%	88	61.11%
	Rory HOULIHAN	0	0.00%	0	0.00%	6	4.17%	6	4.17%
	Jeff KENDER	0	0.00%	0	0.00%	9	6.25%	9	6.25%
	Ron LEACH	0	0.00%	0	0.00%	15	10.42%	15	10.42%
	Tom RECKTENWALD	0	0.00%	0	0.00%	5	3.47%	5	3.47%
	Grant T. SHORT	0	0.00%	0	0.00%	5	3.47%	5	3.47%
	Sellus WILDER	0	0.00%	0	0.00%	16	11.11%	16	11.11%
	Cast Votes:	0	0.00%	0	0.00%	144	87.27%	144	87.27%
	Over Votes:	0	0.00%	0	0.00%	0	0.00%	0	0.00%
	Under Votes:	0	0.00%	0	0.00%	21	12.73%	21	12.73%

Total Number of Voters : 8,897 of 0 = 0.00%

Precincts Reporting 46 of 46 = 100.00%

Party	Candidate	Absentee		Early		Election		Total	
Precinct C104B (Ballots Cast: 196)									
UNITED STATES REPRESENTATIVE in CONGRESS 1st Congressional District, Vote For 1									
	Tom OSBORNE	0	0.00%	0	0.00%	95	67.86%	95	67.86%
	Samuel L. GASKINS	0	0.00%	0	0.00%	45	32.14%	45	32.14%
	Cast Votes:	0	0.00%	0	0.00%	140	84.85%	140	84.85%
	Over Votes:	0	0.00%	0	0.00%	0	0.00%	0	0.00%
	Under Votes:	0	0.00%	0	0.00%	25	15.15%	25	15.15%

Precinct Report — Official

PRESIDENTIAL PREFERENCE AND REGULAR PRIMARY — OFFICIAL BALLOT FOR HENDERSON COUNTY — May 17, 2016

05/17/2016 08:03 PM

Total Number of Voters : 8,897 of 0 = 0.00%

Precincts Reporting 46 of 46 = 100.00%

Party	Candidate	Absentee		Early		Election		Total	
Precinct C105 (Ballots Cast: 126)									
UNITED STATES SENATOR, Vote For 1									
	James R. GOULD	0	0.00%	0	0.00%	1	6.67%	1	6.67%
	Rand PAUL	0	0.00%	0	0.00%	13	86.67%	13	86.67%
	Stephen Howard SLAUGHTER	0	0.00%	0	0.00%	1	6.67%	1	6.67%
	Cast Votes:	0	0.00%	0	0.00%	15	100.00%	15	100.00%
	Over Votes:	0	0.00%	0	0.00%	0	0.00%	0	0.00%
	Under Votes:	0	0.00%	0	0.00%	0	0.00%	0	0.00%
UNITED STATES REPRESENTATIVE in CONGRESS 1st Congressional District, Vote For 1									
	Mike PAPE	0	0.00%	0	0.00%	6	40.00%	6	40.00%
	Miles A. CAUGHEY JR.	0	0.00%	0	0.00%	0	0.00%	0	0.00%
	Jason BATTS	0	0.00%	0	0.00%	1	6.67%	1	6.67%
	James R. COMER	0	0.00%	0	0.00%	8	53.33%	8	53.33%
	Cast Votes:	0	0.00%	0	0.00%	15	100.00%	15	100.00%
	Over Votes:	0	0.00%	0	0.00%	0	0.00%	0	0.00%
	Under Votes:	0	0.00%	0	0.00%	0	0.00%	0	0.00%
PRESIDENT of the UNITED STATES, Vote For 1									
	Martin J. O'MALLEY	0	0.00%	0	0.00%	1	0.91%	1	0.91%
	Bernard "Bernie" SANDERS	0	0.00%	0	0.00%	54	49.09%	54	49.09%
	Hillary CLINTON	0	0.00%	0	0.00%	36	32.73%	36	32.73%
	Roque Rocky DE LA FUENTE	0	0.00%	0	0.00%	0	0.00%	0	0.00%
	"UNCOMMITTED"	0	0.00%	0	0.00%	19	17.27%	19	17.27%
	Cast Votes:	0	0.00%	0	0.00%	110	99.10%	110	99.10%
	Over Votes:	0	0.00%	0	0.00%	0	0.00%	0	0.00%
	Under Votes:	0	0.00%	0	0.00%	1	0.90%	1	0.90%
UNITED STATES SENATOR, Vote For 1									
	Jim GRAY	0	0.00%	0	0.00%	63	63.00%	63	63.00%
	Rory HOULIHAN	0	0.00%	0	0.00%	6	6.00%	6	6.00%
	Jeff KENDER	0	0.00%	0	0.00%	3	3.00%	3	3.00%
	Ron LEACH	0	0.00%	0	0.00%	9	9.00%	9	9.00%
	Tom RECKTENWALD	0	0.00%	0	0.00%	2	2.00%	2	2.00%
	Grant T. SHORT	0	0.00%	0	0.00%	3	3.00%	3	3.00%
	Sellus WILDER	0	0.00%	0	0.00%	14	14.00%	14	14.00%
	Cast Votes:	0	0.00%	0	0.00%	100	90.09%	100	90.09%
	Over Votes:	0	0.00%	0	0.00%	0	0.00%	0	0.00%
	Under Votes:	0	0.00%	0	0.00%	11	9.91%	11	9.91%

Precinct Report — Official

PRESIDENTIAL PREFERENCE AND REGULAR PRIMARY — OFFICIAL BALLOT FOR HENDERSON COUNTY — May 17, 2016

05/17/2016 08:03 PM

Total Number of Voters : 8,897 of 0 = 0.00%

Precincts Reporting 46 of 46 = 100.00%

Party	Candidate	Absentee		Early		Election		Total	
Precinct C105 (Ballots Cast: 126)									
UNITED STATES REPRESENTATIVE in CONGRESS 1st Congressional District, Vote For 1									
	Tom OSBORNE	0	0.00%	0	0.00%	63	69.23%	63	69.23%
	Samuel L. GASKINS	0	0.00%	0	0.00%	28	30.77%	28	30.77%
	Cast Votes:	0	0.00%	0	0.00%	91	81.98%	91	81.98%
	Over Votes:	0	0.00%	0	0.00%	0	0.00%	0	0.00%
	Under Votes:	0	0.00%	0	0.00%	20	18.02%	20	18.02%

Precinct Report — Official

PRESIDENTIAL PREFERENCE AND REGULAR PRIMARY — OFFICIAL BALLOT FOR HENDERSON COUNTY — May 17, 2016

05/17/2016 08:03 PM

Total Number of Voters : 8,897 of 0 = 0.00%

Precincts Reporting 46 of 46 = 100.00%

Party	Candidate	Absentee		Early		Election		Total	
Precinct C106A (Ballots Cast: 103)									
UNITED STATES SENATOR, Vote For 1									
	James R. GOULD	0	0.00%	0	0.00%	2	8.33%	2	8.33%
	Rand PAUL	0	0.00%	0	0.00%	22	91.67%	22	91.67%
	Stephen Howard SLAUGHTER	0	0.00%	0	0.00%	0	0.00%	0	0.00%
	Cast Votes:	0	0.00%	0	0.00%	24	100.00%	24	100.00%
	Over Votes:	0	0.00%	0	0.00%	0	0.00%	0	0.00%
	Under Votes:	0	0.00%	0	0.00%	0	0.00%	0	0.00%
UNITED STATES REPRESENTATIVE in CONGRESS 1st Congressional District, Vote For 1									
	Mike PAPE	0	0.00%	0	0.00%	11	45.83%	11	45.83%
	Miles A. CAUGHEY JR.	0	0.00%	0	0.00%	1	4.17%	1	4.17%
	Jason BATTS	0	0.00%	0	0.00%	2	8.33%	2	8.33%
	James R. COMER	0	0.00%	0	0.00%	10	41.67%	10	41.67%
	Cast Votes:	0	0.00%	0	0.00%	24	100.00%	24	100.00%
	Over Votes:	0	0.00%	0	0.00%	0	0.00%	0	0.00%
	Under Votes:	0	0.00%	0	0.00%	0	0.00%	0	0.00%
STATE REPRESENTATIVE 11th Representative District, Vote For 1									
	James BUCKMASTER	0	0.00%	0	0.00%	9	37.50%	9	37.50%
	Robert M. "Robby" MILLS	0	0.00%	0	0.00%	15	62.50%	15	62.50%
	Cast Votes:	0	0.00%	0	0.00%	24	100.00%	24	100.00%
	Over Votes:	0	0.00%	0	0.00%	0	0.00%	0	0.00%
	Under Votes:	0	0.00%	0	0.00%	0	0.00%	0	0.00%
PRESIDENT of the UNITED STATES, Vote For 1									
	Martin J. O'MALLEY	0	0.00%	0	0.00%	2	2.56%	2	2.56%
	Bernard "Bernie" SANDERS	0	0.00%	0	0.00%	41	52.56%	41	52.56%
	Hillary CLINTON	0	0.00%	0	0.00%	22	28.21%	22	28.21%
	Roque Rocky DE LA FUENTE	0	0.00%	0	0.00%	0	0.00%	0	0.00%
	"UNCOMMITTED"	0	0.00%	0	0.00%	13	16.67%	13	16.67%
	Cast Votes:	0	0.00%	0	0.00%	78	98.73%	78	98.73%
	Over Votes:	0	0.00%	0	0.00%	0	0.00%	0	0.00%
	Under Votes:	0	0.00%	0	0.00%	1	1.27%	1	1.27%

Total Number of Voters : 8,897 of 0 = 0.00%

Precincts Reporting 46 of 46 = 100.00%

Party	Candidate	Absentee		Early		Election		Total	
Precinct C106A (Ballots Cast: 103)									
UNITED STATES SENATOR, Vote For 1									
	Jim GRAY	0	0.00%	0	0.00%	43	67.19%	43	67.19%
	Rory HOULIHAN	0	0.00%	0	0.00%	3	4.69%	3	4.69%
	Jeff KENDER	0	0.00%	0	0.00%	2	3.13%	2	3.13%
	Ron LEACH	0	0.00%	0	0.00%	6	9.38%	6	9.38%
	Tom RECKTENWALD	0	0.00%	0	0.00%	1	1.56%	1	1.56%
	Grant T. SHORT	0	0.00%	0	0.00%	1	1.56%	1	1.56%
	Sellus WILDER	0	0.00%	0	0.00%	8	12.50%	8	12.50%
	Cast Votes:	0	0.00%	0	0.00%	64	81.01%	64	81.01%
	Over Votes:	0	0.00%	0	0.00%	0	0.00%	0	0.00%
	Under Votes:	0	0.00%	0	0.00%	15	18.99%	15	18.99%
UNITED STATES REPRESENTATIVE in CONGRESS 1st Congressional District, Vote For 1									
	Tom OSBORNE	0	0.00%	0	0.00%	38	66.67%	38	66.67%
	Samuel L. GASKINS	0	0.00%	0	0.00%	19	33.33%	19	33.33%
	Cast Votes:	0	0.00%	0	0.00%	57	72.15%	57	72.15%
	Over Votes:	0	0.00%	0	0.00%	0	0.00%	0	0.00%
	Under Votes:	0	0.00%	0	0.00%	22	27.85%	22	27.85%
CITY COMMISSIONERS City of Henderson, Vote For 4									
	Austin P. VOWELS	0	0.00%	0	0.00%	3	5.36%	3	5.36%
	Robert N. PRUITT	0	0.00%	0	0.00%	6	10.71%	6	10.71%
	Thomas E. "Tom" DAVIS	0	0.00%	0	0.00%	8	14.29%	8	14.29%
	Jesse JOHNSTON IV.	0	0.00%	0	0.00%	4	7.14%	4	7.14%
	Preston W. HERNDON	0	0.00%	0	0.00%	3	5.36%	3	5.36%
	X R. ROYSTER III.	0	0.00%	0	0.00%	8	14.29%	8	14.29%
	Nathan "Nate" BUTLER	0	0.00%	0	0.00%	1	1.79%	1	1.79%
	Kenny PERKINS	0	0.00%	0	0.00%	7	12.50%	7	12.50%
	Donald "Don" BRIDGES	0	0.00%	0	0.00%	3	5.36%	3	5.36%
	Bradley S. STATON	0	0.00%	0	0.00%	4	7.14%	4	7.14%
	Patti BUGG	0	0.00%	0	0.00%	6	10.71%	6	10.71%
	Brad WOOSLEY	0	0.00%	0	0.00%	3	5.36%	3	5.36%
	Cast Votes:	0	0.00%	0	0.00%	56	93.33%	56	93.33%
	Over Votes:	0	0.00%	0	0.00%	0	0.00%	0	0.00%
	Under Votes:	0	0.00%	0	0.00%	4	6.67%	4	6.67%

Precinct Report — Official

PRESIDENTIAL PREFERENCE AND REGULAR PRIMARY — OFFICIAL BALLOT FOR HENDERSON COUNTY — May 17, 2016

05/17/2016 08:03 PM

Total Number of Voters : 8,897 of 0 = 0.00%

Precincts Reporting 46 of 46 = 100.00%

Party	Candidate	Absentee		Early		Election		Total	
Precinct C107A (Ballots Cast: 244)									
UNITED STATES SENATOR, Vote For 1									
	James R. GOULD	0	0.00%	0	0.00%	2	5.41%	2	5.41%
	Rand PAUL	0	0.00%	0	0.00%	32	86.49%	32	86.49%
	Stephen Howard SLAUGHTER	0	0.00%	0	0.00%	3	8.11%	3	8.11%
	Cast Votes:	0	0.00%	0	0.00%	37	97.37%	37	97.37%
	Over Votes:	0	0.00%	0	0.00%	0	0.00%	0	0.00%
	Under Votes:	0	0.00%	0	0.00%	1	2.63%	1	2.63%
UNITED STATES REPRESENTATIVE in CONGRESS 1st Congressional District, Vote For 1									
	Mike PAPE	0	0.00%	0	0.00%	13	36.11%	13	36.11%
	Miles A. CAUGHEY JR.	0	0.00%	0	0.00%	0	0.00%	0	0.00%
	Jason BATTS	0	0.00%	0	0.00%	1	2.78%	1	2.78%
	James R. COMER	0	0.00%	0	0.00%	22	61.11%	22	61.11%
	Cast Votes:	0	0.00%	0	0.00%	36	94.74%	36	94.74%
	Over Votes:	0	0.00%	0	0.00%	0	0.00%	0	0.00%
	Under Votes:	0	0.00%	0	0.00%	2	5.26%	2	5.26%
STATE REPRESENTATIVE 11th Representative District, Vote For 1									
	James BUCKMASTER	0	0.00%	0	0.00%	26	68.42%	26	68.42%
	Robert M. "Robby" MILLS	0	0.00%	0	0.00%	12	31.58%	12	31.58%
	Cast Votes:	0	0.00%	0	0.00%	38	100.00%	38	100.00%
	Over Votes:	0	0.00%	0	0.00%	0	0.00%	0	0.00%
	Under Votes:	0	0.00%	0	0.00%	0	0.00%	0	0.00%
PRESIDENT of the UNITED STATES, Vote For 1									
	Martin J. O'MALLEY	0	0.00%	0	0.00%	4	2.04%	4	2.04%
	Bernard "Bernie" SANDERS	0	0.00%	0	0.00%	100	51.02%	100	51.02%
	Hillary CLINTON	0	0.00%	0	0.00%	76	38.78%	76	38.78%
	Roque Rocky DE LA FUENTE	0	0.00%	0	0.00%	0	0.00%	0	0.00%
	"UNCOMMITTED"	0	0.00%	0	0.00%	16	8.16%	16	8.16%
	Cast Votes:	0	0.00%	0	0.00%	196	98.00%	196	98.00%
	Over Votes:	0	0.00%	0	0.00%	0	0.00%	0	0.00%
	Under Votes:	0	0.00%	0	0.00%	4	2.00%	4	2.00%

Total Number of Voters : 8,897 of 0 = 0.00%

Precincts Reporting 46 of 46 = 100.00%

Party	Candidate	Absentee		Early		Election		Total	
Precinct C107A (Ballots Cast: 244)									
UNITED STATES SENATOR, Vote For 1									
	Jim GRAY	0	0.00%	0	0.00%	108	64.29%	108	64.29%
	Rory HOULIHAN	0	0.00%	0	0.00%	5	2.98%	5	2.98%
	Jeff KENDER	0	0.00%	0	0.00%	13	7.74%	13	7.74%
	Ron LEACH	0	0.00%	0	0.00%	14	8.33%	14	8.33%
	Tom RECKTENWALD	0	0.00%	0	0.00%	2	1.19%	2	1.19%
	Grant T. SHORT	0	0.00%	0	0.00%	6	3.57%	6	3.57%
	Sellus WILDER	0	0.00%	0	0.00%	20	11.90%	20	11.90%
	Cast Votes:	0	0.00%	0	0.00%	168	84.00%	168	84.00%
	Over Votes:	0	0.00%	0	0.00%	0	0.00%	0	0.00%
	Under Votes:	0	0.00%	0	0.00%	32	16.00%	32	16.00%
UNITED STATES REPRESENTATIVE in CONGRESS 1st Congressional District, Vote For 1									
	Tom OSBORNE	0	0.00%	0	0.00%	84	53.85%	84	53.85%
	Samuel L. GASKINS	0	0.00%	0	0.00%	72	46.15%	72	46.15%
	Cast Votes:	0	0.00%	0	0.00%	156	78.00%	156	78.00%
	Over Votes:	0	0.00%	0	0.00%	0	0.00%	0	0.00%
	Under Votes:	0	0.00%	0	0.00%	44	22.00%	44	22.00%
CITY COMMISSIONERS City of Henderson, Vote For 4									
	Austin P. VOWELS	0	0.00%	0	0.00%	60	8.46%	60	8.46%
	Robert N. PRUITT	0	0.00%	0	0.00%	80	11.28%	80	11.28%
	Thomas E. "Tom" DAVIS	0	0.00%	0	0.00%	85	11.99%	85	11.99%
	Jesse JOHNSTON IV.	0	0.00%	0	0.00%	74	10.44%	74	10.44%
	Preston W. HERNDON	0	0.00%	0	0.00%	16	2.26%	16	2.26%
	X R. ROYSTER III.	0	0.00%	0	0.00%	92	12.98%	92	12.98%
	Nathan "Nate" BUTLER	0	0.00%	0	0.00%	26	3.67%	26	3.67%
	Kenny PERKINS	0	0.00%	0	0.00%	45	6.35%	45	6.35%
	Donald "Don" BRIDGES	0	0.00%	0	0.00%	31	4.37%	31	4.37%
	Bradley S. STATON	0	0.00%	0	0.00%	59	8.32%	59	8.32%
	Patti BUGG	0	0.00%	0	0.00%	95	13.40%	95	13.40%
	Brad WOOSLEY	0	0.00%	0	0.00%	46	6.49%	46	6.49%
	Cast Votes:	0	0.00%	0	0.00%	709	84.00%	709	84.00%
	Over Votes:	0	0.00%	0	0.00%	0	0.00%	0	0.00%
	Under Votes:	0	0.00%	0	0.00%	135	16.00%	135	16.00%

Precinct Report — Official

PRESIDENTIAL PREFERENCE AND REGULAR PRIMARY — OFFICIAL BALLOT FOR HENDERSON COUNTY — May 17, 2016

05/17/2016 08:03 PM

Total Number of Voters : 8,897 of 0 = 0.00%

Precincts Reporting 46 of 46 = 100.00%

Party	Candidate	Absentee		Early		Election		Total	
Precinct C109A (Ballots Cast: 161)									
UNITED STATES SENATOR, Vote For 1									
	James R. GOULD	0	0.00%	0	0.00%	2	6.90%	2	6.90%
	Rand PAUL	0	0.00%	0	0.00%	26	89.66%	26	89.66%
	Stephen Howard SLAUGHTER	0	0.00%	0	0.00%	1	3.45%	1	3.45%
	Cast Votes:	0	0.00%	0	0.00%	29	96.67%	29	96.67%
	Over Votes:	0	0.00%	0	0.00%	0	0.00%	0	0.00%
	Under Votes:	0	0.00%	0	0.00%	1	3.33%	1	3.33%
UNITED STATES REPRESENTATIVE in CONGRESS 1st Congressional District, Vote For 1									
	Mike PAPE	0	0.00%	0	0.00%	9	31.03%	9	31.03%
	Miles A. CAUGHEY JR.	0	0.00%	0	0.00%	2	6.90%	2	6.90%
	Jason BATTS	0	0.00%	0	0.00%	2	6.90%	2	6.90%
	James R. COMER	0	0.00%	0	0.00%	16	55.17%	16	55.17%
	Cast Votes:	0	0.00%	0	0.00%	29	96.67%	29	96.67%
	Over Votes:	0	0.00%	0	0.00%	0	0.00%	0	0.00%
	Under Votes:	0	0.00%	0	0.00%	1	3.33%	1	3.33%
STATE REPRESENTATIVE 11th Representative District, Vote For 1									
	James BUCKMASTER	0	0.00%	0	0.00%	10	33.33%	10	33.33%
	Robert M. "Robby" MILLS	0	0.00%	0	0.00%	20	66.67%	20	66.67%
	Cast Votes:	0	0.00%	0	0.00%	30	100.00%	30	100.00%
	Over Votes:	0	0.00%	0	0.00%	0	0.00%	0	0.00%
	Under Votes:	0	0.00%	0	0.00%	0	0.00%	0	0.00%
PRESIDENT of the UNITED STATES, Vote For 1									
	Martin J. O'MALLEY	0	0.00%	0	0.00%	4	3.33%	4	3.33%
	Bernard "Bernie" SANDERS	0	0.00%	0	0.00%	54	45.00%	54	45.00%
	Hillary CLINTON	0	0.00%	0	0.00%	52	43.33%	52	43.33%
	Roque Rocky DE LA FUENTE	0	0.00%	0	0.00%	0	0.00%	0	0.00%
	"UNCOMMITTED"	0	0.00%	0	0.00%	10	8.33%	10	8.33%
	Cast Votes:	0	0.00%	0	0.00%	120	96.00%	120	96.00%
	Over Votes:	0	0.00%	0	0.00%	0	0.00%	0	0.00%
	Under Votes:	0	0.00%	0	0.00%	5	4.00%	5	4.00%

Total Number of Voters : 8,897 of 0 = 0.00%

Precincts Reporting 46 of 46 = 100.00%

Party	Candidate	Absentee		Early		Election		Total	
Precinct C109A (Ballots Cast: 161)									
UNITED STATES SENATOR, Vote For 1									
	Jim GRAY	0	0.00%	0	0.00%	63	60.00%	63	60.00%
	Rory HOULIHAN	0	0.00%	0	0.00%	5	4.76%	5	4.76%
	Jeff KENDER	0	0.00%	0	0.00%	5	4.76%	5	4.76%
	Ron LEACH	0	0.00%	0	0.00%	12	11.43%	12	11.43%
	Tom RECKTENWALD	0	0.00%	0	0.00%	0	0.00%	0	0.00%
	Grant T. SHORT	0	0.00%	0	0.00%	6	5.71%	6	5.71%
	Sellus WILDER	0	0.00%	0	0.00%	14	13.33%	14	13.33%
	Cast Votes:	0	0.00%	0	0.00%	105	84.00%	105	84.00%
	Over Votes:	0	0.00%	0	0.00%	0	0.00%	0	0.00%
	Under Votes:	0	0.00%	0	0.00%	20	16.00%	20	16.00%
UNITED STATES REPRESENTATIVE in CONGRESS 1st Congressional District, Vote For 1									
	Tom OSBORNE	0	0.00%	0	0.00%	71	73.96%	71	73.96%
	Samuel L. GASKINS	0	0.00%	0	0.00%	25	26.04%	25	26.04%
	Cast Votes:	0	0.00%	0	0.00%	96	76.80%	96	76.80%
	Over Votes:	0	0.00%	0	0.00%	0	0.00%	0	0.00%
	Under Votes:	0	0.00%	0	0.00%	29	23.20%	29	23.20%
CITY COMMISSIONERS City of Henderson, Vote For 4									
	Austin P. VOWELS	0	0.00%	0	0.00%	52	9.67%	52	9.67%
	Robert N. PRUITT	0	0.00%	0	0.00%	72	13.38%	72	13.38%
	Thomas E. "Tom" DAVIS	0	0.00%	0	0.00%	54	10.04%	54	10.04%
	Jesse JOHNSTON IV.	0	0.00%	0	0.00%	63	11.71%	63	11.71%
	Preston W. HERNDON	0	0.00%	0	0.00%	19	3.53%	19	3.53%
	X R. ROYSTER III.	0	0.00%	0	0.00%	60	11.15%	60	11.15%
	Nathan "Nate" BUTLER	0	0.00%	0	0.00%	23	4.28%	23	4.28%
	Kenny PERKINS	0	0.00%	0	0.00%	31	5.76%	31	5.76%
	Donald "Don" BRIDGES	0	0.00%	0	0.00%	24	4.46%	24	4.46%
	Bradley S. STATON	0	0.00%	0	0.00%	47	8.74%	47	8.74%
	Patti BUGG	0	0.00%	0	0.00%	69	12.83%	69	12.83%
	Brad WOOSLEY	0	0.00%	0	0.00%	24	4.46%	24	4.46%
	Cast Votes:	0	0.00%	0	0.00%	538	83.54%	538	83.54%
	Over Votes:	0	0.00%	0	0.00%	0	0.00%	0	0.00%
	Under Votes:	0	0.00%	0	0.00%	106	16.46%	106	16.46%

Precinct Report — Official

PRESIDENTIAL PREFERENCE AND REGULAR PRIMARY — OFFICIAL BALLOT FOR HENDERSON COUNTY — May 17, 2016

05/17/2016 08:03 PM

Total Number of Voters : 8,897 of 0 = 0.00%

Precincts Reporting 46 of 46 = 100.00%

Party	Candidate	Absentee		Early		Election		Total	
Precinct C110 (Ballots Cast: 110)									
UNITED STATES SENATOR, Vote For 1									
	James R. GOULD	0	0.00%	0	0.00%	1	4.76%	1	4.76%
	Rand PAUL	0	0.00%	0	0.00%	17	80.95%	17	80.95%
	Stephen Howard SLAUGHTER	0	0.00%	0	0.00%	3	14.29%	3	14.29%
	Cast Votes:	0	0.00%	0	0.00%	21	100.00%	21	100.00%
	Over Votes:	0	0.00%	0	0.00%	0	0.00%	0	0.00%
	Under Votes:	0	0.00%	0	0.00%	0	0.00%	0	0.00%
UNITED STATES REPRESENTATIVE in CONGRESS 1st Congressional District, Vote For 1									
	Mike PAPE	0	0.00%	0	0.00%	5	27.78%	5	27.78%
	Miles A. CAUGHEY JR.	0	0.00%	0	0.00%	1	5.56%	1	5.56%
	Jason BATTS	0	0.00%	0	0.00%	1	5.56%	1	5.56%
	James R. COMER	0	0.00%	0	0.00%	11	61.11%	11	61.11%
	Cast Votes:	0	0.00%	0	0.00%	18	85.71%	18	85.71%
	Over Votes:	0	0.00%	0	0.00%	0	0.00%	0	0.00%
	Under Votes:	0	0.00%	0	0.00%	3	14.29%	3	14.29%
PRESIDENT of the UNITED STATES, Vote For 1									
	Martin J. O'MALLEY	0	0.00%	0	0.00%	3	3.37%	3	3.37%
	Bernard "Bernie" SANDERS	0	0.00%	0	0.00%	37	41.57%	37	41.57%
	Hillary CLINTON	0	0.00%	0	0.00%	35	39.33%	35	39.33%
	Roque Rocky DE LA FUENTE	0	0.00%	0	0.00%	0	0.00%	0	0.00%
	"UNCOMMITTED"	0	0.00%	0	0.00%	14	15.73%	14	15.73%
	Cast Votes:	0	0.00%	0	0.00%	89	100.00%	89	100.00%
	Over Votes:	0	0.00%	0	0.00%	0	0.00%	0	0.00%
	Under Votes:	0	0.00%	0	0.00%	0	0.00%	0	0.00%
UNITED STATES SENATOR, Vote For 1									
	Jim GRAY	0	0.00%	0	0.00%	47	57.32%	47	57.32%
	Rory HOULIHAN	0	0.00%	0	0.00%	3	3.66%	3	3.66%
	Jeff KENDER	0	0.00%	0	0.00%	2	2.44%	2	2.44%
	Ron LEACH	0	0.00%	0	0.00%	15	18.29%	15	18.29%
	Tom RECKTENWALD	0	0.00%	0	0.00%	2	2.44%	2	2.44%
	Grant T. SHORT	0	0.00%	0	0.00%	0	0.00%	0	0.00%
	Sellus WILDER	0	0.00%	0	0.00%	13	15.85%	13	15.85%
	Cast Votes:	0	0.00%	0	0.00%	82	92.13%	82	92.13%
	Over Votes:	0	0.00%	0	0.00%	0	0.00%	0	0.00%
	Under Votes:	0	0.00%	0	0.00%	7	7.87%	7	7.87%

Precinct Report — Official

PRESIDENTIAL PREFERENCE AND REGULAR PRIMARY — OFFICIAL BALLOT FOR HENDERSON COUNTY — May 17, 2016

05/17/2016 08:03 PM

Total Number of Voters : 8,897 of 0 = 0.00%

Precincts Reporting 46 of 46 = 100.00%

Party	Candidate	Absentee		Early		Election		Total	
Precinct C110 (Ballots Cast: 110)									
UNITED STATES REPRESENTATIVE in CONGRESS 1st Congressional District, Vote For 1									
	Tom OSBORNE	0	0.00%	0	0.00%	47	65.28%	47	65.28%
	Samuel L. GASKINS	0	0.00%	0	0.00%	25	34.72%	25	34.72%
	Cast Votes:	0	0.00%	0	0.00%	72	80.90%	72	80.90%
	Over Votes:	0	0.00%	0	0.00%	0	0.00%	0	0.00%
	Under Votes:	0	0.00%	0	0.00%	17	19.10%	17	19.10%

Precinct Report — Official

PRESIDENTIAL PREFERENCE AND REGULAR PRIMARY — OFFICIAL BALLOT FOR HENDERSON COUNTY — May 17, 2016

05/17/2016 08:03 PM

Total Number of Voters : 8,897 of 0 = 0.00%

Precincts Reporting 46 of 46 = 100.00%

Party	Candidate	Absentee		Early		Election		Total	
Precinct C111A (Ballots Cast: 138)									
UNITED STATES SENATOR, Vote For 1									
	James R. GOULD	0	0.00%	0	0.00%	2	5.88%	2	5.88%
	Rand PAUL	0	0.00%	0	0.00%	31	91.18%	31	91.18%
	Stephen Howard SLAUGHTER	0	0.00%	0	0.00%	1	2.94%	1	2.94%
	Cast Votes:	0	0.00%	0	0.00%	34	100.00%	34	100.00%
	Over Votes:	0	0.00%	0	0.00%	0	0.00%	0	0.00%
	Under Votes:	0	0.00%	0	0.00%	0	0.00%	0	0.00%
UNITED STATES REPRESENTATIVE in CONGRESS 1st Congressional District, Vote For 1									
	Mike PAPE	0	0.00%	0	0.00%	10	29.41%	10	29.41%
	Miles A. CAUGHEY JR.	0	0.00%	0	0.00%	1	2.94%	1	2.94%
	Jason BATTS	0	0.00%	0	0.00%	7	20.59%	7	20.59%
	James R. COMER	0	0.00%	0	0.00%	16	47.06%	16	47.06%
	Cast Votes:	0	0.00%	0	0.00%	34	100.00%	34	100.00%
	Over Votes:	0	0.00%	0	0.00%	0	0.00%	0	0.00%
	Under Votes:	0	0.00%	0	0.00%	0	0.00%	0	0.00%
STATE REPRESENTATIVE 11th Representative District, Vote For 1									
	James BUCKMASTER	0	0.00%	0	0.00%	14	42.42%	14	42.42%
	Robert M. "Robby" MILLS	0	0.00%	0	0.00%	19	57.58%	19	57.58%
	Cast Votes:	0	0.00%	0	0.00%	33	97.06%	33	97.06%
	Over Votes:	0	0.00%	0	0.00%	0	0.00%	0	0.00%
	Under Votes:	0	0.00%	0	0.00%	1	2.94%	1	2.94%
PRESIDENT of the UNITED STATES, Vote For 1									
	Martin J. O'MALLEY	0	0.00%	0	0.00%	2	1.98%	2	1.98%
	Bernard "Bernie" SANDERS	0	0.00%	0	0.00%	47	46.53%	47	46.53%
	Hillary CLINTON	0	0.00%	0	0.00%	39	38.61%	39	38.61%
	Roque Rocky DE LA FUENTE	0	0.00%	0	0.00%	0	0.00%	0	0.00%
	"UNCOMMITTED"	0	0.00%	0	0.00%	13	12.87%	13	12.87%
	Cast Votes:	0	0.00%	0	0.00%	101	99.02%	101	99.02%
	Over Votes:	0	0.00%	0	0.00%	0	0.00%	0	0.00%
	Under Votes:	0	0.00%	0	0.00%	1	0.98%	1	0.98%

Total Number of Voters : 8,897 of 0 = 0.00%

Precincts Reporting 46 of 46 = 100.00%

Party	Candidate	Absentee		Early		Election		Total	
Precinct C111A (Ballots Cast: 138)									
UNITED STATES SENATOR, Vote For 1									
	Jim GRAY	0	0.00%	0	0.00%	53	61.63%	53	61.63%
	Rory HOULIHAN	0	0.00%	0	0.00%	3	3.49%	3	3.49%
	Jeff KENDER	0	0.00%	0	0.00%	4	4.65%	4	4.65%
	Ron LEACH	0	0.00%	0	0.00%	12	13.95%	12	13.95%
	Tom RECKTENWALD	0	0.00%	0	0.00%	2	2.33%	2	2.33%
	Grant T. SHORT	0	0.00%	0	0.00%	1	1.16%	1	1.16%
	Sellus WILDER	0	0.00%	0	0.00%	11	12.79%	11	12.79%
	Cast Votes:	0	0.00%	0	0.00%	86	84.31%	86	84.31%
	Over Votes:	0	0.00%	0	0.00%	0	0.00%	0	0.00%
	Under Votes:	0	0.00%	0	0.00%	16	15.69%	16	15.69%
UNITED STATES REPRESENTATIVE in CONGRESS 1st Congressional District, Vote For 1									
	Tom OSBORNE	0	0.00%	0	0.00%	45	60.00%	45	60.00%
	Samuel L. GASKINS	0	0.00%	0	0.00%	30	40.00%	30	40.00%
	Cast Votes:	0	0.00%	0	0.00%	75	73.53%	75	73.53%
	Over Votes:	0	0.00%	0	0.00%	0	0.00%	0	0.00%
	Under Votes:	0	0.00%	0	0.00%	27	26.47%	27	26.47%
CITY COMMISSIONERS City of Henderson, Vote For 4									
	Austin P. VOWELS	0	0.00%	0	0.00%	37	10.51%	37	10.51%
	Robert N. PRUITT	0	0.00%	0	0.00%	36	10.23%	36	10.23%
	Thomas E. "Tom" DAVIS	0	0.00%	0	0.00%	34	9.66%	34	9.66%
	Jesse JOHNSTON IV.	0	0.00%	0	0.00%	43	12.22%	43	12.22%
	Preston W. HERNDON	0	0.00%	0	0.00%	10	2.84%	10	2.84%
	X R. ROYSTER III.	0	0.00%	0	0.00%	37	10.51%	37	10.51%
	Nathan "Nate" BUTLER	0	0.00%	0	0.00%	23	6.53%	23	6.53%
	Kenny PERKINS	0	0.00%	0	0.00%	29	8.24%	29	8.24%
	Donald "Don" BRIDGES	0	0.00%	0	0.00%	17	4.83%	17	4.83%
	Bradley S. STATON	0	0.00%	0	0.00%	30	8.52%	30	8.52%
	Patti BUGG	0	0.00%	0	0.00%	35	9.94%	35	9.94%
	Brad WOOSLEY	0	0.00%	0	0.00%	21	5.97%	21	5.97%
	Cast Votes:	0	0.00%	0	0.00%	352	83.81%	352	83.81%
	Over Votes:	0	0.00%	0	0.00%	0	0.00%	0	0.00%
	Under Votes:	0	0.00%	0	0.00%	68	16.19%	68	16.19%

Precinct Report — Official

PRESIDENTIAL PREFERENCE AND REGULAR PRIMARY — OFFICIAL BALLOT FOR HENDERSON COUNTY — May 17, 2016

05/17/2016 08:03 PM

Total Number of Voters : 8,897 of 0 = 0.00%

Precincts Reporting 46 of 46 = 100.00%

Party	Candidate	Absentee		Early		Election		Total	
Precinct D101A (Ballots Cast: 216)									
UNITED STATES SENATOR, Vote For 1									
	James R. GOULD	0	0.00%	0	0.00%	4	12.90%	4	12.90%
	Rand PAUL	0	0.00%	0	0.00%	26	83.87%	26	83.87%
	Stephen Howard SLAUGHTER	0	0.00%	0	0.00%	1	3.23%	1	3.23%
	Cast Votes:	0	0.00%	0	0.00%	31	100.00%	31	100.00%
	Over Votes:	0	0.00%	0	0.00%	0	0.00%	0	0.00%
	Under Votes:	0	0.00%	0	0.00%	0	0.00%	0	0.00%
UNITED STATES REPRESENTATIVE in CONGRESS 1st Congressional District, Vote For 1									
	Mike PAPE	0	0.00%	0	0.00%	12	38.71%	12	38.71%
	Miles A. CAUGHEY JR.	0	0.00%	0	0.00%	2	6.45%	2	6.45%
	Jason BATTS	0	0.00%	0	0.00%	2	6.45%	2	6.45%
	James R. COMER	0	0.00%	0	0.00%	15	48.39%	15	48.39%
	Cast Votes:	0	0.00%	0	0.00%	31	100.00%	31	100.00%
	Over Votes:	0	0.00%	0	0.00%	0	0.00%	0	0.00%
	Under Votes:	0	0.00%	0	0.00%	0	0.00%	0	0.00%
STATE REPRESENTATIVE 11th Representative District, Vote For 1									
	James BUCKMASTER	0	0.00%	0	0.00%	14	45.16%	14	45.16%
	Robert M. "Robby" MILLS	0	0.00%	0	0.00%	17	54.84%	17	54.84%
	Cast Votes:	0	0.00%	0	0.00%	31	100.00%	31	100.00%
	Over Votes:	0	0.00%	0	0.00%	0	0.00%	0	0.00%
	Under Votes:	0	0.00%	0	0.00%	0	0.00%	0	0.00%
PRESIDENT of the UNITED STATES, Vote For 1									
	Martin J. O'MALLEY	0	0.00%	0	0.00%	3	1.70%	3	1.70%
	Bernard "Bernie" SANDERS	0	0.00%	0	0.00%	61	34.66%	61	34.66%
	Hillary CLINTON	0	0.00%	0	0.00%	94	53.41%	94	53.41%
	Roque Rocky DE LA FUENTE	0	0.00%	0	0.00%	0	0.00%	0	0.00%
	"UNCOMMITTED"	0	0.00%	0	0.00%	18	10.23%	18	10.23%
	Cast Votes:	0	0.00%	0	0.00%	176	96.17%	176	96.17%
	Over Votes:	0	0.00%	0	0.00%	0	0.00%	0	0.00%
	Under Votes:	0	0.00%	0	0.00%	7	3.83%	7	3.83%

Precinct Report — Official

PRESIDENTIAL PREFERENCE AND REGULAR PRIMARY — OFFICIAL BALLOT FOR HENDERSON COUNTY — May 17, 2016

05/17/2016 08:03 PM

Total Number of Voters : 8,897 of 0 = 0.00%

Precincts Reporting 46 of 46 = 100.00%

Party	Candidate	Absentee		Early		Election		Total	
Precinct D101A (Ballots Cast: 216)									
UNITED STATES SENATOR, Vote For 1									
	Jim GRAY	0	0.00%	0	0.00%	97	67.36%	97	67.36%
	Rory HOULIHAN	0	0.00%	0	0.00%	7	4.86%	7	4.86%
	Jeff KENDER	0	0.00%	0	0.00%	5	3.47%	5	3.47%
	Ron LEACH	0	0.00%	0	0.00%	10	6.94%	10	6.94%
	Tom RECKTENWALD	0	0.00%	0	0.00%	3	2.08%	3	2.08%
	Grant T. SHORT	0	0.00%	0	0.00%	6	4.17%	6	4.17%
	Sellus WILDER	0	0.00%	0	0.00%	16	11.11%	16	11.11%
	Cast Votes:	0	0.00%	0	0.00%	144	78.69%	144	78.69%
	Over Votes:	0	0.00%	0	0.00%	0	0.00%	0	0.00%
	Under Votes:	0	0.00%	0	0.00%	39	21.31%	39	21.31%
UNITED STATES REPRESENTATIVE in CONGRESS 1st Congressional District, Vote For 1									
	Tom OSBORNE	0	0.00%	0	0.00%	83	66.40%	83	66.40%
	Samuel L. GASKINS	0	0.00%	0	0.00%	42	33.60%	42	33.60%
	Cast Votes:	0	0.00%	0	0.00%	125	68.31%	125	68.31%
	Over Votes:	0	0.00%	0	0.00%	0	0.00%	0	0.00%
	Under Votes:	0	0.00%	0	0.00%	58	31.69%	58	31.69%
CITY COMMISSIONERS City of Henderson, Vote For 4									
	Austin P. VOWELS	0	0.00%	0	0.00%	67	9.87%	67	9.87%
	Robert N. PRUITT	0	0.00%	0	0.00%	89	13.11%	89	13.11%
	Thomas E. "Tom" DAVIS	0	0.00%	0	0.00%	92	13.55%	92	13.55%
	Jesse JOHNSTON IV.	0	0.00%	0	0.00%	87	12.81%	87	12.81%
	Preston W. HERNDON	0	0.00%	0	0.00%	11	1.62%	11	1.62%
	X R. ROYSTER III.	0	0.00%	0	0.00%	82	12.08%	82	12.08%
	Nathan "Nate" BUTLER	0	0.00%	0	0.00%	21	3.09%	21	3.09%
	Kenny PERKINS	0	0.00%	0	0.00%	53	7.81%	53	7.81%
	Donald "Don" BRIDGES	0	0.00%	0	0.00%	25	3.68%	25	3.68%
	Bradley S. STATON	0	0.00%	0	0.00%	53	7.81%	53	7.81%
	Patti BUGG	0	0.00%	0	0.00%	79	11.63%	79	11.63%
	Brad WOOSLEY	0	0.00%	0	0.00%	20	2.95%	20	2.95%
	Cast Votes:	0	0.00%	0	0.00%	679	78.59%	679	78.59%
	Over Votes:	0	0.00%	0	0.00%	0	0.00%	0	0.00%
	Under Votes:	0	0.00%	0	0.00%	185	21.41%	185	21.41%

Precinct Report — Official

PRESIDENTIAL PREFERENCE AND REGULAR PRIMARY — OFFICIAL BALLOT FOR HENDERSON COUNTY — May 17, 2016

05/17/2016 08:03 PM

Total Number of Voters : 8,897 of 0 = 0.00%

Precincts Reporting 46 of 46 = 100.00%

Party	Candidate	Absentee		Early		Election		Total	
Precinct D102A (Ballots Cast: 128)									
UNITED STATES SENATOR, Vote For 1									
	James R. GOULD	0	0.00%	0	0.00%	0	0.00%	0	0.00%
	Rand PAUL	0	0.00%	0	0.00%	11	91.67%	11	91.67%
	Stephen Howard SLAUGHTER	0	0.00%	0	0.00%	1	8.33%	1	8.33%
	Cast Votes:	0	0.00%	0	0.00%	12	100.00%	12	100.00%
	Over Votes:	0	0.00%	0	0.00%	0	0.00%	0	0.00%
	Under Votes:	0	0.00%	0	0.00%	0	0.00%	0	0.00%
UNITED STATES REPRESENTATIVE in CONGRESS 1st Congressional District, Vote For 1									
	Mike PAPE	0	0.00%	0	0.00%	4	33.33%	4	33.33%
	Miles A. CAUGHEY JR.	0	0.00%	0	0.00%	0	0.00%	0	0.00%
	Jason BATTS	0	0.00%	0	0.00%	2	16.67%	2	16.67%
	James R. COMER	0	0.00%	0	0.00%	6	50.00%	6	50.00%
	Cast Votes:	0	0.00%	0	0.00%	12	100.00%	12	100.00%
	Over Votes:	0	0.00%	0	0.00%	0	0.00%	0	0.00%
	Under Votes:	0	0.00%	0	0.00%	0	0.00%	0	0.00%
STATE REPRESENTATIVE 11th Representative District, Vote For 1									
	James BUCKMASTER	0	0.00%	0	0.00%	4	33.33%	4	33.33%
	Robert M. "Robby" MILLS	0	0.00%	0	0.00%	8	66.67%	8	66.67%
	Cast Votes:	0	0.00%	0	0.00%	12	100.00%	12	100.00%
	Over Votes:	0	0.00%	0	0.00%	0	0.00%	0	0.00%
	Under Votes:	0	0.00%	0	0.00%	0	0.00%	0	0.00%
PRESIDENT of the UNITED STATES, Vote For 1									
	Martin J. O'MALLEY	0	0.00%	0	0.00%	1	0.89%	1	0.89%
	Bernard "Bernie" SANDERS	0	0.00%	0	0.00%	24	21.43%	24	21.43%
	Hillary CLINTON	0	0.00%	0	0.00%	83	74.11%	83	74.11%
	Roque Rocky DE LA FUENTE	0	0.00%	0	0.00%	0	0.00%	0	0.00%
	"UNCOMMITTED"	0	0.00%	0	0.00%	4	3.57%	4	3.57%
	Cast Votes:	0	0.00%	0	0.00%	112	98.25%	112	98.25%
	Over Votes:	0	0.00%	0	0.00%	0	0.00%	0	0.00%
	Under Votes:	0	0.00%	0	0.00%	2	1.75%	2	1.75%

Precinct Report — Official

PRESIDENTIAL PREFERENCE AND REGULAR PRIMARY — OFFICIAL BALLOT FOR HENDERSON COUNTY — May 17, 2016

05/17/2016 08:03 PM

Total Number of Voters : 8,897 of 0 = 0.00%

Precincts Reporting 46 of 46 = 100.00%

Party	Candidate	Absentee		Early		Election		Total	
Precinct D102A (Ballots Cast: 128)									
UNITED STATES SENATOR, Vote For 1									
	Jim GRAY	0	0.00%	0	0.00%	47	54.02%	47	54.02%
	Rory HOULIHAN	0	0.00%	0	0.00%	1	1.15%	1	1.15%
	Jeff KENDER	0	0.00%	0	0.00%	7	8.05%	7	8.05%
	Ron LEACH	0	0.00%	0	0.00%	13	14.94%	13	14.94%
	Tom RECKTENWALD	0	0.00%	0	0.00%	5	5.75%	5	5.75%
	Grant T. SHORT	0	0.00%	0	0.00%	4	4.60%	4	4.60%
	Sellus WILDER	0	0.00%	0	0.00%	10	11.49%	10	11.49%
	Cast Votes:	0	0.00%	0	0.00%	87	76.32%	87	76.32%
	Over Votes:	0	0.00%	0	0.00%	0	0.00%	0	0.00%
	Under Votes:	0	0.00%	0	0.00%	27	23.68%	27	23.68%
UNITED STATES REPRESENTATIVE in CONGRESS 1st Congressional District, Vote For 1									
	Tom OSBORNE	0	0.00%	0	0.00%	23	31.51%	23	31.51%
	Samuel L. GASKINS	0	0.00%	0	0.00%	50	68.49%	50	68.49%
	Cast Votes:	0	0.00%	0	0.00%	73	64.04%	73	64.04%
	Over Votes:	0	0.00%	0	0.00%	0	0.00%	0	0.00%
	Under Votes:	0	0.00%	0	0.00%	41	35.96%	41	35.96%
CITY COMMISSIONERS City of Henderson, Vote For 4									
	Austin P. VOWELS	0	0.00%	0	0.00%	27	7.96%	27	7.96%
	Robert N. PRUITT	0	0.00%	0	0.00%	85	25.07%	85	25.07%
	Thomas E. "Tom" DAVIS	0	0.00%	0	0.00%	44	12.98%	44	12.98%
	Jesse JOHNSTON IV.	0	0.00%	0	0.00%	25	7.37%	25	7.37%
	Preston W. HERNDON	0	0.00%	0	0.00%	6	1.77%	6	1.77%
	X R. ROYSTER III.	0	0.00%	0	0.00%	32	9.44%	32	9.44%
	Nathan "Nate" BUTLER	0	0.00%	0	0.00%	14	4.13%	14	4.13%
	Kenny PERKINS	0	0.00%	0	0.00%	27	7.96%	27	7.96%
	Donald "Don" BRIDGES	0	0.00%	0	0.00%	11	3.24%	11	3.24%
	Bradley S. STATON	0	0.00%	0	0.00%	16	4.72%	16	4.72%
	Patti BUGG	0	0.00%	0	0.00%	46	13.57%	46	13.57%
	Brad WOOSLEY	0	0.00%	0	0.00%	6	1.77%	6	1.77%
	Cast Votes:	0	0.00%	0	0.00%	339	66.21%	339	66.21%
	Over Votes:	0	0.00%	0	0.00%	0	0.00%	0	0.00%
	Under Votes:	0	0.00%	0	0.00%	173	33.79%	173	33.79%

Precinct Report — Official

PRESIDENTIAL PREFERENCE AND REGULAR PRIMARY — OFFICIAL BALLOT FOR HENDERSON COUNTY — May 17, 2016

05/17/2016 08:03 PM

Total Number of Voters : 8,897 of 0 = 0.00%

Precincts Reporting 46 of 46 = 100.00%

Party	Candidate	Absentee		Early		Election		Total	
Precinct D103A (Ballots Cast: 168)									
UNITED STATES SENATOR, Vote For 1									
	James R. GOULD	0	0.00%	0	0.00%	7	20.59%	7	20.59%
	Rand PAUL	0	0.00%	0	0.00%	25	73.53%	25	73.53%
	Stephen Howard SLAUGHTER	0	0.00%	0	0.00%	2	5.88%	2	5.88%
	Cast Votes:	0	0.00%	0	0.00%	34	97.14%	34	97.14%
	Over Votes:	0	0.00%	0	0.00%	0	0.00%	0	0.00%
	Under Votes:	0	0.00%	0	0.00%	1	2.86%	1	2.86%
UNITED STATES REPRESENTATIVE in CONGRESS 1st Congressional District, Vote For 1									
	Mike PAPE	0	0.00%	0	0.00%	13	38.24%	13	38.24%
	Miles A. CAUGHEY JR.	0	0.00%	0	0.00%	5	14.71%	5	14.71%
	Jason BATTS	0	0.00%	0	0.00%	3	8.82%	3	8.82%
	James R. COMER	0	0.00%	0	0.00%	13	38.24%	13	38.24%
	Cast Votes:	0	0.00%	0	0.00%	34	97.14%	34	97.14%
	Over Votes:	0	0.00%	0	0.00%	0	0.00%	0	0.00%
	Under Votes:	0	0.00%	0	0.00%	1	2.86%	1	2.86%
STATE REPRESENTATIVE 11th Representative District, Vote For 1									
	James BUCKMASTER	0	0.00%	0	0.00%	16	45.71%	16	45.71%
	Robert M. "Robby" MILLS	0	0.00%	0	0.00%	19	54.29%	19	54.29%
	Cast Votes:	0	0.00%	0	0.00%	35	100.00%	35	100.00%
	Over Votes:	0	0.00%	0	0.00%	0	0.00%	0	0.00%
	Under Votes:	0	0.00%	0	0.00%	0	0.00%	0	0.00%
PRESIDENT of the UNITED STATES, Vote For 1									
	Martin J. O'MALLEY	0	0.00%	0	0.00%	1	0.85%	1	0.85%
	Bernard "Bernie" SANDERS	0	0.00%	0	0.00%	53	44.92%	53	44.92%
	Hillary CLINTON	0	0.00%	0	0.00%	54	45.76%	54	45.76%
	Roque Rocky DE LA FUENTE	0	0.00%	0	0.00%	0	0.00%	0	0.00%
	"UNCOMMITTED"	0	0.00%	0	0.00%	10	8.47%	10	8.47%
	Cast Votes:	0	0.00%	0	0.00%	118	95.16%	118	95.16%
	Over Votes:	0	0.00%	0	0.00%	0	0.00%	0	0.00%
	Under Votes:	0	0.00%	0	0.00%	6	4.84%	6	4.84%

Total Number of Voters : 8,897 of 0 = 0.00%

Precincts Reporting 46 of 46 = 100.00%

Party	Candidate	Absentee		Early		Election		Total	
Precinct D103A (Ballots Cast: 168)									
UNITED STATES SENATOR, Vote For 1									
	Jim GRAY	0	0.00%	0	0.00%	54	50.47%	54	50.47%
	Rory HOULIHAN	0	0.00%	0	0.00%	7	6.54%	7	6.54%
	Jeff KENDER	0	0.00%	0	0.00%	7	6.54%	7	6.54%
	Ron LEACH	0	0.00%	0	0.00%	9	8.41%	9	8.41%
	Tom RECKTENWALD	0	0.00%	0	0.00%	4	3.74%	4	3.74%
	Grant T. SHORT	0	0.00%	0	0.00%	8	7.48%	8	7.48%
	Sellus WILDER	0	0.00%	0	0.00%	18	16.82%	18	16.82%
	Cast Votes:	0	0.00%	0	0.00%	107	86.29%	107	86.29%
	Over Votes:	0	0.00%	0	0.00%	1	0.81%	1	0.81%
	Under Votes:	0	0.00%	0	0.00%	16	12.90%	16	12.90%
UNITED STATES REPRESENTATIVE in CONGRESS 1st Congressional District, Vote For 1									
	Tom OSBORNE	0	0.00%	0	0.00%	70	68.63%	70	68.63%
	Samuel L. GASKINS	0	0.00%	0	0.00%	32	31.37%	32	31.37%
	Cast Votes:	0	0.00%	0	0.00%	102	82.26%	102	82.26%
	Over Votes:	0	0.00%	0	0.00%	1	0.81%	1	0.81%
	Under Votes:	0	0.00%	0	0.00%	21	16.94%	21	16.94%
CITY COMMISSIONERS City of Henderson, Vote For 4									
	Austin P. VOWELS	0	0.00%	0	0.00%	64	12.17%	64	12.17%
	Robert N. PRUITT	0	0.00%	0	0.00%	67	12.74%	67	12.74%
	Thomas E. "Tom" DAVIS	0	0.00%	0	0.00%	59	11.22%	59	11.22%
	Jesse JOHNSTON IV.	0	0.00%	0	0.00%	42	7.98%	42	7.98%
	Preston W. HERNDON	0	0.00%	0	0.00%	10	1.90%	10	1.90%
	X R. ROYSTER III.	0	0.00%	0	0.00%	54	10.27%	54	10.27%
	Nathan "Nate" BUTLER	0	0.00%	0	0.00%	33	6.27%	33	6.27%
	Kenny PERKINS	0	0.00%	0	0.00%	42	7.98%	42	7.98%
	Donald "Don" BRIDGES	0	0.00%	0	0.00%	32	6.08%	32	6.08%
	Bradley S. STATON	0	0.00%	0	0.00%	36	6.84%	36	6.84%
	Patti BUGG	0	0.00%	0	0.00%	60	11.41%	60	11.41%
	Brad WOOSLEY	0	0.00%	0	0.00%	27	5.13%	27	5.13%
	Cast Votes:	0	0.00%	0	0.00%	526	78.27%	526	78.27%
	Over Votes:	0	0.00%	0	0.00%	0	0.00%	0	0.00%
	Under Votes:	0	0.00%	0	0.00%	146	21.73%	146	21.73%

Precinct Report — Official

PRESIDENTIAL PREFERENCE AND REGULAR PRIMARY — OFFICIAL BALLOT FOR HENDERSON COUNTY — May 17, 2016

05/17/2016 08:03 PM

Total Number of Voters : 8,897 of 0 = 0.00%

Precincts Reporting 46 of 46 = 100.00%

Party	Candidate	Absentee		Early		Election		Total	
Precinct D104A (Ballots Cast: 173)									
UNITED STATES SENATOR, Vote For 1									
	James R. GOULD	0	0.00%	0	0.00%	5	22.73%	5	22.73%
	Rand PAUL	0	0.00%	0	0.00%	16	72.73%	16	72.73%
	Stephen Howard SLAUGHTER	0	0.00%	0	0.00%	1	4.55%	1	4.55%
	Cast Votes:	0	0.00%	0	0.00%	22	91.67%	22	91.67%
	Over Votes:	0	0.00%	0	0.00%	0	0.00%	0	0.00%
	Under Votes:	0	0.00%	0	0.00%	2	8.33%	2	8.33%
UNITED STATES REPRESENTATIVE in CONGRESS 1st Congressional District, Vote For 1									
	Mike PAPE	0	0.00%	0	0.00%	7	31.82%	7	31.82%
	Miles A. CAUGHEY JR.	0	0.00%	0	0.00%	0	0.00%	0	0.00%
	Jason BATTS	0	0.00%	0	0.00%	3	13.64%	3	13.64%
	James R. COMER	0	0.00%	0	0.00%	12	54.55%	12	54.55%
	Cast Votes:	0	0.00%	0	0.00%	22	91.67%	22	91.67%
	Over Votes:	0	0.00%	0	0.00%	0	0.00%	0	0.00%
	Under Votes:	0	0.00%	0	0.00%	2	8.33%	2	8.33%
STATE REPRESENTATIVE 11th Representative District, Vote For 1									
	James BUCKMASTER	0	0.00%	0	0.00%	14	58.33%	14	58.33%
	Robert M. "Robby" MILLS	0	0.00%	0	0.00%	10	41.67%	10	41.67%
	Cast Votes:	0	0.00%	0	0.00%	24	100.00%	24	100.00%
	Over Votes:	0	0.00%	0	0.00%	0	0.00%	0	0.00%
	Under Votes:	0	0.00%	0	0.00%	0	0.00%	0	0.00%
PRESIDENT of the UNITED STATES, Vote For 1									
	Martin J. O'MALLEY	0	0.00%	0	0.00%	2	1.40%	2	1.40%
	Bernard "Bernie" SANDERS	0	0.00%	0	0.00%	43	30.07%	43	30.07%
	Hillary CLINTON	0	0.00%	0	0.00%	93	65.03%	93	65.03%
	Roque Rocky DE LA FUENTE	0	0.00%	0	0.00%	0	0.00%	0	0.00%
	"UNCOMMITTED"	0	0.00%	0	0.00%	5	3.50%	5	3.50%
	Cast Votes:	0	0.00%	0	0.00%	143	97.95%	143	97.95%
	Over Votes:	0	0.00%	0	0.00%	0	0.00%	0	0.00%
	Under Votes:	0	0.00%	0	0.00%	3	2.05%	3	2.05%

Party	Candidate	Absentee		Early		Election		Total	
Precinct D104A (Ballots Cast: 173)									
UNITED STATES SENATOR, Vote For 1									
	Jim GRAY	0	0.00%	0	0.00%	65	57.52%	65	57.52%
	Rory HOULIHAN	0	0.00%	0	0.00%	13	11.50%	13	11.50%
	Jeff KENDER	0	0.00%	0	0.00%	8	7.08%	8	7.08%
	Ron LEACH	0	0.00%	0	0.00%	9	7.96%	9	7.96%
	Tom RECKTENWALD	0	0.00%	0	0.00%	4	3.54%	4	3.54%
	Grant T. SHORT	0	0.00%	0	0.00%	2	1.77%	2	1.77%
	Sellus WILDER	0	0.00%	0	0.00%	12	10.62%	12	10.62%
	Cast Votes:	0	0.00%	0	0.00%	113	77.40%	113	77.40%
	Over Votes:	0	0.00%	0	0.00%	0	0.00%	0	0.00%
	Under Votes:	0	0.00%	0	0.00%	33	22.60%	33	22.60%
UNITED STATES REPRESENTATIVE in CONGRESS 1st Congressional District, Vote For 1									
	Tom OSBORNE	0	0.00%	0	0.00%	36	33.96%	36	33.96%
	Samuel L. GASKINS	0	0.00%	0	0.00%	70	66.04%	70	66.04%
	Cast Votes:	0	0.00%	0	0.00%	106	72.60%	106	72.60%
	Over Votes:	0	0.00%	0	0.00%	0	0.00%	0	0.00%
	Under Votes:	0	0.00%	0	0.00%	40	27.40%	40	27.40%
CITY COMMISSIONERS City of Henderson, Vote For 4									
	Austin P. VOWELS	0	0.00%	0	0.00%	35	6.70%	35	6.70%
	Robert N. PRUITT	0	0.00%	0	0.00%	110	21.07%	110	21.07%
	Thomas E. "Tom" DAVIS	0	0.00%	0	0.00%	63	12.07%	63	12.07%
	Jesse JOHNSTON IV.	0	0.00%	0	0.00%	43	8.24%	43	8.24%
	Preston W. HERNDON	0	0.00%	0	0.00%	7	1.34%	7	1.34%
	X R. ROYSTER III.	0	0.00%	0	0.00%	36	6.90%	36	6.90%
	Nathan "Nate" BUTLER	0	0.00%	0	0.00%	37	7.09%	37	7.09%
	Kenny PERKINS	0	0.00%	0	0.00%	39	7.47%	39	7.47%
	Donald "Don" BRIDGES	0	0.00%	0	0.00%	26	4.98%	26	4.98%
	Bradley S. STATON	0	0.00%	0	0.00%	20	3.83%	20	3.83%
	Patti BUGG	0	0.00%	0	0.00%	80	15.33%	80	15.33%
	Brad WOOSLEY	0	0.00%	0	0.00%	26	4.98%	26	4.98%
	Cast Votes:	0	0.00%	0	0.00%	522	75.43%	522	75.43%
	Over Votes:	0	0.00%	0	0.00%	0	0.00%	0	0.00%
	Under Votes:	0	0.00%	0	0.00%	170	24.57%	170	24.57%

Precinct Report — Official

PRESIDENTIAL PREFERENCE AND REGULAR PRIMARY — OFFICIAL BALLOT FOR HENDERSON COUNTY — May 17, 2016

05/17/2016 08:03 PM

Total Number of Voters : 8,897 of 0 = 0.00%

Precincts Reporting 46 of 46 = 100.00%

Party	Candidate	Absentee		Early		Election		Total	
Precinct D106A (Ballots Cast: 206)									
UNITED STATES SENATOR, Vote For 1									
	James R. GOULD	0	0.00%	0	0.00%	5	16.13%	5	16.13%
	Rand PAUL	0	0.00%	0	0.00%	25	80.65%	25	80.65%
	Stephen Howard SLAUGHTER	0	0.00%	0	0.00%	1	3.23%	1	3.23%
	Cast Votes:	0	0.00%	0	0.00%	31	93.94%	31	93.94%
	Over Votes:	0	0.00%	0	0.00%	0	0.00%	0	0.00%
	Under Votes:	0	0.00%	0	0.00%	2	6.06%	2	6.06%
UNITED STATES REPRESENTATIVE in CONGRESS 1st Congressional District, Vote For 1									
	Mike PAPE	0	0.00%	0	0.00%	17	54.84%	17	54.84%
	Miles A. CAUGHEY JR.	0	0.00%	0	0.00%	1	3.23%	1	3.23%
	Jason BATTS	0	0.00%	0	0.00%	4	12.90%	4	12.90%
	James R. COMER	0	0.00%	0	0.00%	9	29.03%	9	29.03%
	Cast Votes:	0	0.00%	0	0.00%	31	93.94%	31	93.94%
	Over Votes:	0	0.00%	0	0.00%	0	0.00%	0	0.00%
	Under Votes:	0	0.00%	0	0.00%	2	6.06%	2	6.06%
STATE REPRESENTATIVE 11th Representative District, Vote For 1									
	James BUCKMASTER	0	0.00%	0	0.00%	15	46.88%	15	46.88%
	Robert M. "Robby" MILLS	0	0.00%	0	0.00%	17	53.13%	17	53.13%
	Cast Votes:	0	0.00%	0	0.00%	32	96.97%	32	96.97%
	Over Votes:	0	0.00%	0	0.00%	0	0.00%	0	0.00%
	Under Votes:	0	0.00%	0	0.00%	1	3.03%	1	3.03%
PRESIDENT of the UNITED STATES, Vote For 1									
	Martin J. O'MALLEY	0	0.00%	0	0.00%	6	3.57%	6	3.57%
	Bernard "Bernie" SANDERS	0	0.00%	0	0.00%	77	45.83%	77	45.83%
	Hillary CLINTON	0	0.00%	0	0.00%	82	48.81%	82	48.81%
	Roque Rocky DE LA FUENTE	0	0.00%	0	0.00%	0	0.00%	0	0.00%
	"UNCOMMITTED"	0	0.00%	0	0.00%	3	1.79%	3	1.79%
	Cast Votes:	0	0.00%	0	0.00%	168	99.41%	168	99.41%
	Over Votes:	0	0.00%	0	0.00%	0	0.00%	0	0.00%
	Under Votes:	0	0.00%	0	0.00%	1	0.59%	1	0.59%

Precinct Report — Official

PRESIDENTIAL PREFERENCE AND REGULAR PRIMARY — OFFICIAL BALLOT FOR HENDERSON COUNTY — May 17, 2016

05/17/2016 08:03 PM

Total Number of Voters : 8,897 of 0 = 0.00%

Precincts Reporting 46 of 46 = 100.00%

Party	Candidate	Absentee		Early		Election		Total	
Precinct D106A (Ballots Cast: 206)									
UNITED STATES SENATOR, Vote For 1									
	Jim GRAY	0	0.00%	0	0.00%	83	54.97%	83	54.97%
	Rory HOULIHAN	0	0.00%	0	0.00%	3	1.99%	3	1.99%
	Jeff KENDER	0	0.00%	0	0.00%	7	4.64%	7	4.64%
	Ron LEACH	0	0.00%	0	0.00%	28	18.54%	28	18.54%
	Tom RECKTENWALD	0	0.00%	0	0.00%	4	2.65%	4	2.65%
	Grant T. SHORT	0	0.00%	0	0.00%	5	3.31%	5	3.31%
	Sellus WILDER	0	0.00%	0	0.00%	21	13.91%	21	13.91%
	Cast Votes:	0	0.00%	0	0.00%	151	89.35%	151	89.35%
	Over Votes:	0	0.00%	0	0.00%	0	0.00%	0	0.00%
	Under Votes:	0	0.00%	0	0.00%	18	10.65%	18	10.65%
UNITED STATES REPRESENTATIVE in CONGRESS 1st Congressional District, Vote For 1									
	Tom OSBORNE	0	0.00%	0	0.00%	89	62.68%	89	62.68%
	Samuel L. GASKINS	0	0.00%	0	0.00%	53	37.32%	53	37.32%
	Cast Votes:	0	0.00%	0	0.00%	142	84.02%	142	84.02%
	Over Votes:	0	0.00%	0	0.00%	0	0.00%	0	0.00%
	Under Votes:	0	0.00%	0	0.00%	27	15.98%	27	15.98%
CITY COMMISSIONERS City of Henderson, Vote For 4									
	Austin P. VOWELS	0	0.00%	0	0.00%	60	9.16%	60	9.16%
	Robert N. PRUITT	0	0.00%	0	0.00%	107	16.34%	107	16.34%
	Thomas E. "Tom" DAVIS	0	0.00%	0	0.00%	83	12.67%	83	12.67%
	Jesse JOHNSTON IV.	0	0.00%	0	0.00%	71	10.84%	71	10.84%
	Preston W. HERNDON	0	0.00%	0	0.00%	13	1.98%	13	1.98%
	X R. ROYSTER III.	0	0.00%	0	0.00%	72	10.99%	72	10.99%
	Nathan "Nate" BUTLER	0	0.00%	0	0.00%	36	5.50%	36	5.50%
	Kenny PERKINS	0	0.00%	0	0.00%	35	5.34%	35	5.34%
	Donald "Don" BRIDGES	0	0.00%	0	0.00%	35	5.34%	35	5.34%
	Bradley S. STATON	0	0.00%	0	0.00%	29	4.43%	29	4.43%
	Patti BUGG	0	0.00%	0	0.00%	89	13.59%	89	13.59%
	Brad WOOSLEY	0	0.00%	0	0.00%	25	3.82%	25	3.82%
	Cast Votes:	0	0.00%	0	0.00%	655	79.49%	655	79.49%
	Over Votes:	0	0.00%	0	0.00%	0	0.00%	0	0.00%
	Under Votes:	0	0.00%	0	0.00%	169	20.51%	169	20.51%

Precinct Report — Official

PRESIDENTIAL PREFERENCE AND REGULAR PRIMARY — OFFICIAL BALLOT FOR HENDERSON COUNTY — May 17, 2016

05/17/2016 08:03 PM

Total Number of Voters : 8,897 of 0 = 0.00%

Precincts Reporting 46 of 46 = 100.00%

Party	Candidate	Absentee		Early		Election		Total	
Precinct D109A (Ballots Cast: 174)									
UNITED STATES SENATOR, Vote For 1									
	James R. GOULD	0	0.00%	0	0.00%	6	17.65%	6	17.65%
	Rand PAUL	0	0.00%	0	0.00%	27	79.41%	27	79.41%
	Stephen Howard SLAUGHTER	0	0.00%	0	0.00%	1	2.94%	1	2.94%
	Cast Votes:	0	0.00%	0	0.00%	34	100.00%	34	100.00%
	Over Votes:	0	0.00%	0	0.00%	0	0.00%	0	0.00%
	Under Votes:	0	0.00%	0	0.00%	0	0.00%	0	0.00%
UNITED STATES REPRESENTATIVE in CONGRESS 1st Congressional District, Vote For 1									
	Mike PAPE	0	0.00%	0	0.00%	11	32.35%	11	32.35%
	Miles A. CAUGHEY JR.	0	0.00%	0	0.00%	2	5.88%	2	5.88%
	Jason BATTS	0	0.00%	0	0.00%	3	8.82%	3	8.82%
	James R. COMER	0	0.00%	0	0.00%	18	52.94%	18	52.94%
	Cast Votes:	0	0.00%	0	0.00%	34	100.00%	34	100.00%
	Over Votes:	0	0.00%	0	0.00%	0	0.00%	0	0.00%
	Under Votes:	0	0.00%	0	0.00%	0	0.00%	0	0.00%
STATE REPRESENTATIVE 11th Representative District, Vote For 1									
	James BUCKMASTER	0	0.00%	0	0.00%	15	44.12%	15	44.12%
	Robert M. "Robby" MILLS	0	0.00%	0	0.00%	19	55.88%	19	55.88%
	Cast Votes:	0	0.00%	0	0.00%	34	100.00%	34	100.00%
	Over Votes:	0	0.00%	0	0.00%	0	0.00%	0	0.00%
	Under Votes:	0	0.00%	0	0.00%	0	0.00%	0	0.00%
PRESIDENT of the UNITED STATES, Vote For 1									
	Martin J. O'MALLEY	0	0.00%	0	0.00%	1	0.81%	1	0.81%
	Bernard "Bernie" SANDERS	0	0.00%	0	0.00%	48	39.02%	48	39.02%
	Hillary CLINTON	0	0.00%	0	0.00%	57	46.34%	57	46.34%
	Roque Rocky DE LA FUENTE	0	0.00%	0	0.00%	0	0.00%	0	0.00%
	"UNCOMMITTED"	0	0.00%	0	0.00%	17	13.82%	17	13.82%
	Cast Votes:	0	0.00%	0	0.00%	123	93.89%	123	93.89%
	Over Votes:	0	0.00%	0	0.00%	0	0.00%	0	0.00%
	Under Votes:	0	0.00%	0	0.00%	8	6.11%	8	6.11%

Precinct Report — Official

PRESIDENTIAL PREFERENCE AND REGULAR PRIMARY — OFFICIAL BALLOT FOR HENDERSON COUNTY — May 17, 2016

05/17/2016 08:03 PM

Total Number of Voters : 8,897 of 0 = 0.00%

Precincts Reporting 46 of 46 = 100.00%

Party	Candidate	Absentee		Early		Election		Total	
Precinct D109A (Ballots Cast: 174)									
UNITED STATES SENATOR, Vote For 1									
	Jim GRAY	0	0.00%	0	0.00%	65	59.63%	65	59.63%
	Rory HOULIHAN	0	0.00%	0	0.00%	2	1.83%	2	1.83%
	Jeff KENDER	0	0.00%	0	0.00%	10	9.17%	10	9.17%
	Ron LEACH	0	0.00%	0	0.00%	17	15.60%	17	15.60%
	Tom RECKTENWALD	0	0.00%	0	0.00%	4	3.67%	4	3.67%
	Grant T. SHORT	0	0.00%	0	0.00%	4	3.67%	4	3.67%
	Sellus WILDER	0	0.00%	0	0.00%	7	6.42%	7	6.42%
	Cast Votes:	0	0.00%	0	0.00%	109	83.21%	109	83.21%
	Over Votes:	0	0.00%	0	0.00%	0	0.00%	0	0.00%
	Under Votes:	0	0.00%	0	0.00%	22	16.79%	22	16.79%
UNITED STATES REPRESENTATIVE in CONGRESS 1st Congressional District, Vote For 1									
	Tom OSBORNE	0	0.00%	0	0.00%	68	66.02%	68	66.02%
	Samuel L. GASKINS	0	0.00%	0	0.00%	35	33.98%	35	33.98%
	Cast Votes:	0	0.00%	0	0.00%	103	78.63%	103	78.63%
	Over Votes:	0	0.00%	0	0.00%	0	0.00%	0	0.00%
	Under Votes:	0	0.00%	0	0.00%	28	21.37%	28	21.37%
CITY COMMISSIONERS City of Henderson, Vote For 4									
	Austin P. VOWELS	0	0.00%	0	0.00%	59	11.87%	59	11.87%
	Robert N. PRUITT	0	0.00%	0	0.00%	66	13.28%	66	13.28%
	Thomas E. "Tom" DAVIS	0	0.00%	0	0.00%	45	9.05%	45	9.05%
	Jesse JOHNSTON IV.	0	0.00%	0	0.00%	50	10.06%	50	10.06%
	Preston W. HERNDON	0	0.00%	0	0.00%	13	2.62%	13	2.62%
	X R. ROYSTER III.	0	0.00%	0	0.00%	48	9.66%	48	9.66%
	Nathan "Nate" BUTLER	0	0.00%	0	0.00%	27	5.43%	27	5.43%
	Kenny PERKINS	0	0.00%	0	0.00%	36	7.24%	36	7.24%
	Donald "Don" BRIDGES	0	0.00%	0	0.00%	27	5.43%	27	5.43%
	Bradley S. STATON	0	0.00%	0	0.00%	40	8.05%	40	8.05%
	Patti BUGG	0	0.00%	0	0.00%	61	12.27%	61	12.27%
	Brad WOOSLEY	0	0.00%	0	0.00%	25	5.03%	25	5.03%
	Cast Votes:	0	0.00%	0	0.00%	497	77.66%	497	77.66%
	Over Votes:	0	0.00%	0	0.00%	0	0.00%	0	0.00%
	Under Votes:	0	0.00%	0	0.00%	143	22.34%	143	22.34%

Precinct Report — Official

PRESIDENTIAL PREFERENCE AND REGULAR PRIMARY — OFFICIAL BALLOT FOR HENDERSON COUNTY — May 17, 2016

05/17/2016 08:03 PM

Total Number of Voters : 8,897 of 0 = 0.00%

Precincts Reporting 46 of 46 = 100.00%

Party	Candidate	Absentee		Early		Election		Total	
Precinct D111A (Ballots Cast: 360)									
UNITED STATES SENATOR, Vote For 1									
	James R. GOULD	0	0.00%	0	0.00%	8	14.04%	8	14.04%
	Rand PAUL	0	0.00%	0	0.00%	45	78.95%	45	78.95%
	Stephen Howard SLAUGHTER	0	0.00%	0	0.00%	4	7.02%	4	7.02%
	Cast Votes:	0	0.00%	0	0.00%	57	95.00%	57	95.00%
	Over Votes:	0	0.00%	0	0.00%	0	0.00%	0	0.00%
	Under Votes:	0	0.00%	0	0.00%	3	5.00%	3	5.00%
UNITED STATES REPRESENTATIVE in CONGRESS 1st Congressional District, Vote For 1									
	Mike PAPE	0	0.00%	0	0.00%	18	32.73%	18	32.73%
	Miles A. CAUGHEY JR.	0	0.00%	0	0.00%	1	1.82%	1	1.82%
	Jason BATTS	0	0.00%	0	0.00%	2	3.64%	2	3.64%
	James R. COMER	0	0.00%	0	0.00%	34	61.82%	34	61.82%
	Cast Votes:	0	0.00%	0	0.00%	55	91.67%	55	91.67%
	Over Votes:	0	0.00%	0	0.00%	0	0.00%	0	0.00%
	Under Votes:	0	0.00%	0	0.00%	5	8.33%	5	8.33%
STATE REPRESENTATIVE 11th Representative District, Vote For 1									
	James BUCKMASTER	0	0.00%	0	0.00%	30	50.00%	30	50.00%
	Robert M. "Robby" MILLS	0	0.00%	0	0.00%	30	50.00%	30	50.00%
	Cast Votes:	0	0.00%	0	0.00%	60	100.00%	60	100.00%
	Over Votes:	0	0.00%	0	0.00%	0	0.00%	0	0.00%
	Under Votes:	0	0.00%	0	0.00%	0	0.00%	0	0.00%
PRESIDENT of the UNITED STATES, Vote For 1									
	Martin J. O'MALLEY	0	0.00%	0	0.00%	3	1.09%	3	1.09%
	Bernard "Bernie" SANDERS	0	0.00%	0	0.00%	120	43.48%	120	43.48%
	Hillary CLINTON	0	0.00%	0	0.00%	122	44.20%	122	44.20%
	Roque Rocky DE LA FUENTE	0	0.00%	0	0.00%	1	0.36%	1	0.36%
	"UNCOMMITTED"	0	0.00%	0	0.00%	30	10.87%	30	10.87%
	Cast Votes:	0	0.00%	0	0.00%	276	96.17%	276	96.17%
	Over Votes:	0	0.00%	0	0.00%	0	0.00%	0	0.00%
	Under Votes:	0	0.00%	0	0.00%	11	3.83%	11	3.83%

Precinct Report — Official

PRESIDENTIAL PREFERENCE AND REGULAR PRIMARY — OFFICIAL BALLOT FOR HENDERSON COUNTY — May 17, 2016

05/17/2016 08:03 PM

Total Number of Voters : 8,897 of 0 = 0.00%

Precincts Reporting 46 of 46 = 100.00%

Party	Candidate	Absentee		Early		Election		Total	
Precinct D111A (Ballots Cast: 360)									
UNITED STATES SENATOR, Vote For 1									
	Jim GRAY	0	0.00%	0	0.00%	152	65.80%	152	65.80%
	Rory HOULIHAN	0	0.00%	0	0.00%	3	1.30%	3	1.30%
	Jeff KENDER	0	0.00%	0	0.00%	12	5.19%	12	5.19%
	Ron LEACH	0	0.00%	0	0.00%	21	9.09%	21	9.09%
	Tom RECKTENWALD	0	0.00%	0	0.00%	5	2.16%	5	2.16%
	Grant T. SHORT	0	0.00%	0	0.00%	6	2.60%	6	2.60%
	Sellus WILDER	0	0.00%	0	0.00%	32	13.85%	32	13.85%
	Cast Votes:	0	0.00%	0	0.00%	231	80.49%	231	80.49%
	Over Votes:	0	0.00%	0	0.00%	0	0.00%	0	0.00%
	Under Votes:	0	0.00%	0	0.00%	56	19.51%	56	19.51%
UNITED STATES REPRESENTATIVE in CONGRESS 1st Congressional District, Vote For 1									
	Tom OSBORNE	0	0.00%	0	0.00%	121	63.68%	121	63.68%
	Samuel L. GASKINS	0	0.00%	0	0.00%	69	36.32%	69	36.32%
	Cast Votes:	0	0.00%	0	0.00%	190	66.20%	190	66.20%
	Over Votes:	0	0.00%	0	0.00%	0	0.00%	0	0.00%
	Under Votes:	0	0.00%	0	0.00%	97	33.80%	97	33.80%
CITY COMMISSIONERS City of Henderson, Vote For 4									
	Austin P. VOWELS	0	0.00%	0	0.00%	151	12.60%	151	12.60%
	Robert N. PRUITT	0	0.00%	0	0.00%	94	7.85%	94	7.85%
	Thomas E. "Tom" DAVIS	0	0.00%	0	0.00%	164	13.69%	164	13.69%
	Jesse JOHNSTON IV.	0	0.00%	0	0.00%	123	10.27%	123	10.27%
	Preston W. HERNDON	0	0.00%	0	0.00%	13	1.09%	13	1.09%
	X R. ROYSTER III.	0	0.00%	0	0.00%	199	16.61%	199	16.61%
	Nathan "Nate" BUTLER	0	0.00%	0	0.00%	47	3.92%	47	3.92%
	Kenny PERKINS	0	0.00%	0	0.00%	111	9.27%	111	9.27%
	Donald "Don" BRIDGES	0	0.00%	0	0.00%	38	3.17%	38	3.17%
	Bradley S. STATON	0	0.00%	0	0.00%	117	9.77%	117	9.77%
	Patti BUGG	0	0.00%	0	0.00%	106	8.85%	106	8.85%
	Brad WOOSLEY	0	0.00%	0	0.00%	35	2.92%	35	2.92%
	Cast Votes:	0	0.00%	0	0.00%	1,198	83.19%	1,198	83.19%
	Over Votes:	0	0.00%	0	0.00%	1	0.07%	1	0.28%
	Under Votes:	0	0.00%	0	0.00%	238	16.53%	238	16.53%

Precinct Report — Official

PRESIDENTIAL PREFERENCE AND REGULAR PRIMARY — OFFICIAL BALLOT FOR HENDERSON COUNTY — May 17, 2016

05/17/2016 08:03 PM

Total Number of Voters : 8,897 of 0 = 0.00%

Precincts Reporting 46 of 46 = 100.00%

Party	Candidate	Absentee		Early		Election		Total	
Precinct E105A (Ballots Cast: 317)									
UNITED STATES SENATOR, Vote For 1									
	James R. GOULD	0	0.00%	0	0.00%	2	3.85%	2	3.85%
	Rand PAUL	0	0.00%	0	0.00%	49	94.23%	49	94.23%
	Stephen Howard SLAUGHTER	0	0.00%	0	0.00%	1	1.92%	1	1.92%
	Cast Votes:	0	0.00%	0	0.00%	52	94.55%	52	94.55%
	Over Votes:	0	0.00%	0	0.00%	0	0.00%	0	0.00%
	Under Votes:	0	0.00%	0	0.00%	3	5.45%	3	5.45%
UNITED STATES REPRESENTATIVE in CONGRESS 1st Congressional District, Vote For 1									
	Mike PAPE	0	0.00%	0	0.00%	18	37.50%	18	37.50%
	Miles A. CAUGHEY JR.	0	0.00%	0	0.00%	0	0.00%	0	0.00%
	Jason BATTS	0	0.00%	0	0.00%	5	10.42%	5	10.42%
	James R. COMER	0	0.00%	0	0.00%	25	52.08%	25	52.08%
	Cast Votes:	0	0.00%	0	0.00%	48	87.27%	48	87.27%
	Over Votes:	0	0.00%	0	0.00%	0	0.00%	0	0.00%
	Under Votes:	0	0.00%	0	0.00%	7	12.73%	7	12.73%
STATE REPRESENTATIVE 11th Representative District, Vote For 1									
	James BUCKMASTER	0	0.00%	0	0.00%	23	42.59%	23	42.59%
	Robert M. "Robby" MILLS	0	0.00%	0	0.00%	31	57.41%	31	57.41%
	Cast Votes:	0	0.00%	0	0.00%	54	98.18%	54	98.18%
	Over Votes:	0	0.00%	0	0.00%	0	0.00%	0	0.00%
	Under Votes:	0	0.00%	0	0.00%	1	1.82%	1	1.82%
PRESIDENT of the UNITED STATES, Vote For 1									
	Martin J. O'MALLEY	0	0.00%	0	0.00%	0	0.00%	0	0.00%
	Bernard "Bernie" SANDERS	0	0.00%	0	0.00%	89	37.55%	89	37.55%
	Hillary CLINTON	0	0.00%	0	0.00%	118	49.79%	118	49.79%
	Roque Rocky DE LA FUENTE	0	0.00%	0	0.00%	1	0.42%	1	0.42%
	"UNCOMMITTED"	0	0.00%	0	0.00%	29	12.24%	29	12.24%
	Cast Votes:	0	0.00%	0	0.00%	237	95.95%	237	95.95%
	Over Votes:	0	0.00%	0	0.00%	0	0.00%	0	0.00%
	Under Votes:	0	0.00%	0	0.00%	10	4.05%	10	4.05%

Precinct Report — Official

PRESIDENTIAL PREFERENCE AND REGULAR PRIMARY — OFFICIAL BALLOT FOR HENDERSON COUNTY — May 17, 2016

05/17/2016 08:03 PM

Total Number of Voters : 8,897 of 0 = 0.00%

Precincts Reporting 46 of 46 = 100.00%

Party	Candidate	Absentee		Early		Election		Total	
Precinct E105A (Ballots Cast: 317)									
UNITED STATES SENATOR, Vote For 1									
	Jim GRAY	0	0.00%	0	0.00%	113	56.78%	113	56.78%
	Rory HOULIHAN	0	0.00%	0	0.00%	6	3.02%	6	3.02%
	Jeff KENDER	0	0.00%	0	0.00%	12	6.03%	12	6.03%
	Ron LEACH	0	0.00%	0	0.00%	20	10.05%	20	10.05%
	Tom RECKTENWALD	0	0.00%	0	0.00%	6	3.02%	6	3.02%
	Grant T. SHORT	0	0.00%	0	0.00%	7	3.52%	7	3.52%
	Sellus WILDER	0	0.00%	0	0.00%	35	17.59%	35	17.59%
	Cast Votes:	0	0.00%	0	0.00%	199	80.57%	199	80.57%
	Over Votes:	0	0.00%	0	0.00%	0	0.00%	0	0.00%
	Under Votes:	0	0.00%	0	0.00%	48	19.43%	48	19.43%
UNITED STATES REPRESENTATIVE in CONGRESS 1st Congressional District, Vote For 1									
	Tom OSBORNE	0	0.00%	0	0.00%	119	67.61%	119	67.61%
	Samuel L. GASKINS	0	0.00%	0	0.00%	57	32.39%	57	32.39%
	Cast Votes:	0	0.00%	0	0.00%	176	71.26%	176	71.26%
	Over Votes:	0	0.00%	0	0.00%	0	0.00%	0	0.00%
	Under Votes:	0	0.00%	0	0.00%	71	28.74%	71	28.74%
CITY COMMISSIONERS City of Henderson, Vote For 4									
	Austin P. VOWELS	0	0.00%	0	0.00%	130	12.58%	130	12.58%
	Robert N. PRUITT	0	0.00%	0	0.00%	121	11.71%	121	11.71%
	Thomas E. "Tom" DAVIS	0	0.00%	0	0.00%	128	12.39%	128	12.39%
	Jesse JOHNSTON IV.	0	0.00%	0	0.00%	90	8.71%	90	8.71%
	Preston W. HERNDON	0	0.00%	0	0.00%	31	3.00%	31	3.00%
	X R. ROYSTER III.	0	0.00%	0	0.00%	121	11.71%	121	11.71%
	Nathan "Nate" BUTLER	0	0.00%	0	0.00%	46	4.45%	46	4.45%
	Kenny PERKINS	0	0.00%	0	0.00%	88	8.52%	88	8.52%
	Donald "Don" BRIDGES	0	0.00%	0	0.00%	38	3.68%	38	3.68%
	Bradley S. STATON	0	0.00%	0	0.00%	88	8.52%	88	8.52%
	Patti BUGG	0	0.00%	0	0.00%	120	11.62%	120	11.62%
	Brad WOOSLEY	0	0.00%	0	0.00%	32	3.10%	32	3.10%
	Cast Votes:	0	0.00%	0	0.00%	1,033	81.47%	1,033	81.47%
	Over Votes:	0	0.00%	0	0.00%	0	0.00%	0	0.00%
	Under Votes:	0	0.00%	0	0.00%	235	18.53%	235	18.53%

Precinct Report — Official

PRESIDENTIAL PREFERENCE AND REGULAR PRIMARY — OFFICIAL BALLOT FOR HENDERSON COUNTY — May 17, 2016

05/17/2016 08:03 PM

Total Number of Voters : 8,897 of 0 = 0.00%

Precincts Reporting 46 of 46 = 100.00%

Party	Candidate	Absentee		Early		Election		Total	
Precinct E106A (Ballots Cast: 159)									
UNITED STATES SENATOR, Vote For 1									
	James R. GOULD	0	0.00%	0	0.00%	2	6.90%	2	6.90%
	Rand PAUL	0	0.00%	0	0.00%	26	89.66%	26	89.66%
	Stephen Howard SLAUGHTER	0	0.00%	0	0.00%	1	3.45%	1	3.45%
	Cast Votes:	0	0.00%	0	0.00%	29	96.67%	29	96.67%
	Over Votes:	0	0.00%	0	0.00%	0	0.00%	0	0.00%
	Under Votes:	0	0.00%	0	0.00%	1	3.33%	1	3.33%
UNITED STATES REPRESENTATIVE in CONGRESS 1st Congressional District, Vote For 1									
	Mike PAPE	0	0.00%	0	0.00%	7	26.92%	7	26.92%
	Miles A. CAUGHEY JR.	0	0.00%	0	0.00%	2	7.69%	2	7.69%
	Jason BATTS	0	0.00%	0	0.00%	5	19.23%	5	19.23%
	James R. COMER	0	0.00%	0	0.00%	12	46.15%	12	46.15%
	Cast Votes:	0	0.00%	0	0.00%	26	86.67%	26	86.67%
	Over Votes:	0	0.00%	0	0.00%	0	0.00%	0	0.00%
	Under Votes:	0	0.00%	0	0.00%	4	13.33%	4	13.33%
STATE REPRESENTATIVE 11th Representative District, Vote For 1									
	James BUCKMASTER	0	0.00%	0	0.00%	16	53.33%	16	53.33%
	Robert M. "Robby" MILLS	0	0.00%	0	0.00%	14	46.67%	14	46.67%
	Cast Votes:	0	0.00%	0	0.00%	30	100.00%	30	100.00%
	Over Votes:	0	0.00%	0	0.00%	0	0.00%	0	0.00%
	Under Votes:	0	0.00%	0	0.00%	0	0.00%	0	0.00%
PRESIDENT of the UNITED STATES, Vote For 1									
	Martin J. O'MALLEY	0	0.00%	0	0.00%	0	0.00%	0	0.00%
	Bernard "Bernie" SANDERS	0	0.00%	0	0.00%	45	36.59%	45	36.59%
	Hillary CLINTON	0	0.00%	0	0.00%	52	42.28%	52	42.28%
	Roque Rocky DE LA FUENTE	0	0.00%	0	0.00%	0	0.00%	0	0.00%
	"UNCOMMITTED"	0	0.00%	0	0.00%	26	21.14%	26	21.14%
	Cast Votes:	0	0.00%	0	0.00%	123	96.09%	123	96.09%
	Over Votes:	0	0.00%	0	0.00%	0	0.00%	0	0.00%
	Under Votes:	0	0.00%	0	0.00%	5	3.91%	5	3.91%

Precinct Report — Official

PRESIDENTIAL PREFERENCE AND REGULAR PRIMARY — OFFICIAL BALLOT FOR HENDERSON COUNTY — May 17, 2016

05/17/2016 08:03 PM

Total Number of Voters : 8,897 of 0 = 0.00%

Precincts Reporting 46 of 46 = 100.00%

Party	Candidate	Absentee		Early		Election		Total	
Precinct E106A (Ballots Cast: 159)									
UNITED STATES SENATOR, Vote For 1									
	Jim GRAY	0	0.00%	0	0.00%	61	61.62%	61	61.62%
	Rory HOULIHAN	0	0.00%	0	0.00%	5	5.05%	5	5.05%
	Jeff KENDER	0	0.00%	0	0.00%	2	2.02%	2	2.02%
	Ron LEACH	0	0.00%	0	0.00%	16	16.16%	16	16.16%
	Tom RECKTENWALD	0	0.00%	0	0.00%	1	1.01%	1	1.01%
	Grant T. SHORT	0	0.00%	0	0.00%	5	5.05%	5	5.05%
	Sellus WILDER	0	0.00%	0	0.00%	9	9.09%	9	9.09%
	Cast Votes:	0	0.00%	0	0.00%	99	77.34%	99	77.34%
	Over Votes:	0	0.00%	0	0.00%	0	0.00%	0	0.00%
	Under Votes:	0	0.00%	0	0.00%	29	22.66%	29	22.66%
UNITED STATES REPRESENTATIVE in CONGRESS 1st Congressional District, Vote For 1									
	Tom OSBORNE	0	0.00%	0	0.00%	42	46.67%	42	46.67%
	Samuel L. GASKINS	0	0.00%	0	0.00%	48	53.33%	48	53.33%
	Cast Votes:	0	0.00%	0	0.00%	90	70.31%	90	70.31%
	Over Votes:	0	0.00%	0	0.00%	0	0.00%	0	0.00%
	Under Votes:	0	0.00%	0	0.00%	38	29.69%	38	29.69%
CITY COMMISSIONERS City of Henderson, Vote For 4									
	Austin P. VOWELS	0	0.00%	0	0.00%	44	8.49%	44	8.49%
	Robert N. PRUITT	0	0.00%	0	0.00%	47	9.07%	47	9.07%
	Thomas E. "Tom" DAVIS	0	0.00%	0	0.00%	65	12.55%	65	12.55%
	Jesse JOHNSTON IV.	0	0.00%	0	0.00%	55	10.62%	55	10.62%
	Preston W. HERNDON	0	0.00%	0	0.00%	8	1.54%	8	1.54%
	X R. ROYSTER III.	0	0.00%	0	0.00%	79	15.25%	79	15.25%
	Nathan "Nate" BUTLER	0	0.00%	0	0.00%	18	3.47%	18	3.47%
	Kenny PERKINS	0	0.00%	0	0.00%	43	8.30%	43	8.30%
	Donald "Don" BRIDGES	0	0.00%	0	0.00%	18	3.47%	18	3.47%
	Bradley S. STATON	0	0.00%	0	0.00%	47	9.07%	47	9.07%
	Patti BUGG	0	0.00%	0	0.00%	52	10.04%	52	10.04%
	Brad WOOSLEY	0	0.00%	0	0.00%	42	8.11%	42	8.11%
	Cast Votes:	0	0.00%	0	0.00%	518	81.45%	518	81.45%
	Over Votes:	0	0.00%	0	0.00%	0	0.00%	0	0.00%
	Under Votes:	0	0.00%	0	0.00%	118	18.55%	118	18.55%

Precinct Report — Official

PRESIDENTIAL PREFERENCE AND REGULAR PRIMARY — OFFICIAL BALLOT FOR HENDERSON COUNTY — May 17, 2016

05/17/2016 08:03 PM

Total Number of Voters : 8,897 of 0 = 0.00%

Precincts Reporting 46 of 46 = 100.00%

Party	Candidate	Absentee		Early		Election		Total	
Precinct E107A (Ballots Cast: 214)									
UNITED STATES SENATOR, Vote For 1									
	James R. GOULD	0	0.00%	0	0.00%	2	3.77%	2	3.77%
	Rand PAUL	0	0.00%	0	0.00%	50	94.34%	50	94.34%
	Stephen Howard SLAUGHTER	0	0.00%	0	0.00%	1	1.89%	1	1.89%
	Cast Votes:	0	0.00%	0	0.00%	53	96.36%	53	96.36%
	Over Votes:	0	0.00%	0	0.00%	0	0.00%	0	0.00%
	Under Votes:	0	0.00%	0	0.00%	2	3.64%	2	3.64%
UNITED STATES REPRESENTATIVE in CONGRESS 1st Congressional District, Vote For 1									
	Mike PAPE	0	0.00%	0	0.00%	23	44.23%	23	44.23%
	Miles A. CAUGHEY JR.	0	0.00%	0	0.00%	0	0.00%	0	0.00%
	Jason BATTS	0	0.00%	0	0.00%	3	5.77%	3	5.77%
	James R. COMER	0	0.00%	0	0.00%	26	50.00%	26	50.00%
	Cast Votes:	0	0.00%	0	0.00%	52	94.55%	52	94.55%
	Over Votes:	0	0.00%	0	0.00%	0	0.00%	0	0.00%
	Under Votes:	0	0.00%	0	0.00%	3	5.45%	3	5.45%
STATE REPRESENTATIVE 11th Representative District, Vote For 1									
	James BUCKMASTER	0	0.00%	0	0.00%	27	51.92%	27	51.92%
	Robert M. "Robby" MILLS	0	0.00%	0	0.00%	25	48.08%	25	48.08%
	Cast Votes:	0	0.00%	0	0.00%	52	94.55%	52	94.55%
	Over Votes:	0	0.00%	0	0.00%	0	0.00%	0	0.00%
	Under Votes:	0	0.00%	0	0.00%	3	5.45%	3	5.45%
PRESIDENT of the UNITED STATES, Vote For 1									
	Martin J. O'MALLEY	0	0.00%	0	0.00%	0	0.00%	0	0.00%
	Bernard "Bernie" SANDERS	0	0.00%	0	0.00%	68	44.74%	68	44.74%
	Hillary CLINTON	0	0.00%	0	0.00%	65	42.76%	65	42.76%
	Roque Rocky DE LA FUENTE	0	0.00%	0	0.00%	1	0.66%	1	0.66%
	"UNCOMMITTED"	0	0.00%	0	0.00%	18	11.84%	18	11.84%
	Cast Votes:	0	0.00%	0	0.00%	152	96.82%	152	96.82%
	Over Votes:	0	0.00%	0	0.00%	0	0.00%	0	0.00%
	Under Votes:	0	0.00%	0	0.00%	5	3.18%	5	3.18%

Total Number of Voters : 8,897 of 0 = 0.00%

Precincts Reporting 46 of 46 = 100.00%

Party	Candidate	Absentee		Early		Election		Total	
Precinct E107A (Ballots Cast: 214)									
UNITED STATES SENATOR, Vote For 1									
	Jim GRAY	0	0.00%	0	0.00%	77	58.78%	77	58.78%
	Rory HOULIHAN	0	0.00%	0	0.00%	5	3.82%	5	3.82%
	Jeff KENDER	0	0.00%	0	0.00%	7	5.34%	7	5.34%
	Ron LEACH	0	0.00%	0	0.00%	9	6.87%	9	6.87%
	Tom RECKTENWALD	0	0.00%	0	0.00%	6	4.58%	6	4.58%
	Grant T. SHORT	0	0.00%	0	0.00%	6	4.58%	6	4.58%
	Sellus WILDER	0	0.00%	0	0.00%	21	16.03%	21	16.03%
	Cast Votes:	0	0.00%	0	0.00%	131	83.44%	131	83.44%
	Over Votes:	0	0.00%	0	0.00%	0	0.00%	0	0.00%
	Under Votes:	0	0.00%	0	0.00%	26	16.56%	26	16.56%
UNITED STATES REPRESENTATIVE in CONGRESS 1st Congressional District, Vote For 1									
	Tom OSBORNE	0	0.00%	0	0.00%	73	62.39%	73	62.39%
	Samuel L. GASKINS	0	0.00%	0	0.00%	44	37.61%	44	37.61%
	Cast Votes:	0	0.00%	0	0.00%	117	74.52%	117	74.52%
	Over Votes:	0	0.00%	0	0.00%	0	0.00%	0	0.00%
	Under Votes:	0	0.00%	0	0.00%	40	25.48%	40	25.48%
CITY COMMISSIONERS City of Henderson, Vote For 4									
	Austin P. VOWELS	0	0.00%	0	0.00%	81	11.52%	81	11.52%
	Robert N. PRUITT	0	0.00%	0	0.00%	53	7.54%	53	7.54%
	Thomas E. "Tom" DAVIS	0	0.00%	0	0.00%	96	13.66%	96	13.66%
	Jesse JOHNSTON IV.	0	0.00%	0	0.00%	84	11.95%	84	11.95%
	Preston W. HERNDON	0	0.00%	0	0.00%	15	2.13%	15	2.13%
	X R. ROYSTER III.	0	0.00%	0	0.00%	98	13.94%	98	13.94%
	Nathan "Nate" BUTLER	0	0.00%	0	0.00%	20	2.84%	20	2.84%
	Kenny PERKINS	0	0.00%	0	0.00%	68	9.67%	68	9.67%
	Donald "Don" BRIDGES	0	0.00%	0	0.00%	26	3.70%	26	3.70%
	Bradley S. STATON	0	0.00%	0	0.00%	63	8.96%	63	8.96%
	Patti BUGG	0	0.00%	0	0.00%	70	9.96%	70	9.96%
	Brad WOOSLEY	0	0.00%	0	0.00%	29	4.13%	29	4.13%
	Cast Votes:	0	0.00%	0	0.00%	703	82.13%	703	82.13%
	Over Votes:	0	0.00%	0	0.00%	1	0.12%	1	0.47%
	Under Votes:	0	0.00%	0	0.00%	149	17.41%	149	17.41%

Precinct Report — Official

PRESIDENTIAL PREFERENCE AND REGULAR PRIMARY — OFFICIAL BALLOT FOR HENDERSON COUNTY — May 17, 2016

05/17/2016 08:03 PM

Total Number of Voters : 8,897 of 0 = 0.00%

Precincts Reporting 46 of 46 = 100.00%

Party	Candidate	Absentee		Early		Election		Total	
Precinct E108A (Ballots Cast: 220)									
UNITED STATES SENATOR, Vote For 1									
	James R. GOULD	0	0.00%	0	0.00%	9	18.75%	9	18.75%
	Rand PAUL	0	0.00%	0	0.00%	36	75.00%	36	75.00%
	Stephen Howard SLAUGHTER	0	0.00%	0	0.00%	3	6.25%	3	6.25%
	Cast Votes:	0	0.00%	0	0.00%	48	96.00%	48	96.00%
	Over Votes:	0	0.00%	0	0.00%	0	0.00%	0	0.00%
	Under Votes:	0	0.00%	0	0.00%	2	4.00%	2	4.00%
UNITED STATES REPRESENTATIVE in CONGRESS 1st Congressional District, Vote For 1									
	Mike PAPE	0	0.00%	0	0.00%	9	18.75%	9	18.75%
	Miles A. CAUGHEY JR.	0	0.00%	0	0.00%	3	6.25%	3	6.25%
	Jason BATTS	0	0.00%	0	0.00%	6	12.50%	6	12.50%
	James R. COMER	0	0.00%	0	0.00%	30	62.50%	30	62.50%
	Cast Votes:	0	0.00%	0	0.00%	48	96.00%	48	96.00%
	Over Votes:	0	0.00%	0	0.00%	0	0.00%	0	0.00%
	Under Votes:	0	0.00%	0	0.00%	2	4.00%	2	4.00%
STATE REPRESENTATIVE 11th Representative District, Vote For 1									
	James BUCKMASTER	0	0.00%	0	0.00%	16	34.04%	16	34.04%
	Robert M. "Robby" MILLS	0	0.00%	0	0.00%	31	65.96%	31	65.96%
	Cast Votes:	0	0.00%	0	0.00%	47	94.00%	47	94.00%
	Over Votes:	0	0.00%	0	0.00%	0	0.00%	0	0.00%
	Under Votes:	0	0.00%	0	0.00%	3	6.00%	3	6.00%
PRESIDENT of the UNITED STATES, Vote For 1									
	Martin J. O'MALLEY	0	0.00%	0	0.00%	0	0.00%	0	0.00%
	Bernard "Bernie" SANDERS	0	0.00%	0	0.00%	67	43.51%	67	43.51%
	Hillary CLINTON	0	0.00%	0	0.00%	70	45.45%	70	45.45%
	Roque Rocky DE LA FUENTE	0	0.00%	0	0.00%	0	0.00%	0	0.00%
	"UNCOMMITTED"	0	0.00%	0	0.00%	17	11.04%	17	11.04%
	Cast Votes:	0	0.00%	0	0.00%	154	93.90%	154	93.90%
	Over Votes:	0	0.00%	0	0.00%	0	0.00%	0	0.00%
	Under Votes:	0	0.00%	0	0.00%	10	6.10%	10	6.10%

Precinct Report — Official

PRESIDENTIAL PREFERENCE AND REGULAR PRIMARY — OFFICIAL BALLOT FOR HENDERSON COUNTY — May 17, 2016

05/17/2016 08:03 PM

Total Number of Voters : 8,897 of 0 = 0.00%

Precincts Reporting 46 of 46 = 100.00%

Party	Candidate	Absentee		Early		Election		Total	
Precinct E108A (Ballots Cast: 220)									
UNITED STATES SENATOR, Vote For 1									
	Jim GRAY	0	0.00%	0	0.00%	75	59.52%	75	59.52%
	Rory HOULIHAN	0	0.00%	0	0.00%	4	3.17%	4	3.17%
	Jeff KENDER	0	0.00%	0	0.00%	10	7.94%	10	7.94%
	Ron LEACH	0	0.00%	0	0.00%	15	11.90%	15	11.90%
	Tom RECKTENWALD	0	0.00%	0	0.00%	2	1.59%	2	1.59%
	Grant T. SHORT	0	0.00%	0	0.00%	4	3.17%	4	3.17%
	Sellus WILDER	0	0.00%	0	0.00%	16	12.70%	16	12.70%
	Cast Votes:	0	0.00%	0	0.00%	126	76.83%	126	76.83%
	Over Votes:	0	0.00%	0	0.00%	0	0.00%	0	0.00%
	Under Votes:	0	0.00%	0	0.00%	38	23.17%	38	23.17%
UNITED STATES REPRESENTATIVE in CONGRESS 1st Congressional District, Vote For 1									
	Tom OSBORNE	0	0.00%	0	0.00%	72	63.16%	72	63.16%
	Samuel L. GASKINS	0	0.00%	0	0.00%	42	36.84%	42	36.84%
	Cast Votes:	0	0.00%	0	0.00%	114	69.51%	114	69.51%
	Over Votes:	0	0.00%	0	0.00%	0	0.00%	0	0.00%
	Under Votes:	0	0.00%	0	0.00%	50	30.49%	50	30.49%
CITY COMMISSIONERS City of Henderson, Vote For 4									
	Austin P. VOWELS	0	0.00%	0	0.00%	79	11.06%	79	11.06%
	Robert N. PRUITT	0	0.00%	0	0.00%	69	9.66%	69	9.66%
	Thomas E. "Tom" DAVIS	0	0.00%	0	0.00%	83	11.62%	83	11.62%
	Jesse JOHNSTON IV.	0	0.00%	0	0.00%	73	10.22%	73	10.22%
	Preston W. HERNDON	0	0.00%	0	0.00%	8	1.12%	8	1.12%
	X R. ROYSTER III.	0	0.00%	0	0.00%	93	13.03%	93	13.03%
	Nathan "Nate" BUTLER	0	0.00%	0	0.00%	44	6.16%	44	6.16%
	Kenny PERKINS	0	0.00%	0	0.00%	58	8.12%	58	8.12%
	Donald "Don" BRIDGES	0	0.00%	0	0.00%	32	4.48%	32	4.48%
	Bradley S. STATON	0	0.00%	0	0.00%	69	9.66%	69	9.66%
	Patti BUGG	0	0.00%	0	0.00%	72	10.08%	72	10.08%
	Brad WOOSLEY	0	0.00%	0	0.00%	34	4.76%	34	4.76%
	Cast Votes:	0	0.00%	0	0.00%	714	81.14%	714	81.14%
	Over Votes:	0	0.00%	0	0.00%	0	0.00%	0	0.00%
	Under Votes:	0	0.00%	0	0.00%	166	18.86%	166	18.86%

Precinct Report — Official

PRESIDENTIAL PREFERENCE AND REGULAR PRIMARY — OFFICIAL BALLOT FOR HENDERSON COUNTY — May 17, 2016

05/17/2016 08:03 PM

Total Number of Voters : 8,897 of 0 = 0.00%

Precincts Reporting 46 of 46 = 100.00%

Party	Candidate	Absentee		Early		Election		Total	
Precinct E109A (Ballots Cast: 196)									
UNITED STATES SENATOR, Vote For 1									
	James R. GOULD	0	0.00%	0	0.00%	2	4.17%	2	4.17%
	Rand PAUL	0	0.00%	0	0.00%	46	95.83%	46	95.83%
	Stephen Howard SLAUGHTER	0	0.00%	0	0.00%	0	0.00%	0	0.00%
	Cast Votes:	0	0.00%	0	0.00%	48	96.00%	48	96.00%
	Over Votes:	0	0.00%	0	0.00%	0	0.00%	0	0.00%
	Under Votes:	0	0.00%	0	0.00%	2	4.00%	2	4.00%
UNITED STATES REPRESENTATIVE in CONGRESS 1st Congressional District, Vote For 1									
	Mike PAPE	0	0.00%	0	0.00%	14	29.79%	14	29.79%
	Miles A. CAUGHEY JR.	0	0.00%	0	0.00%	2	4.26%	2	4.26%
	Jason BATTS	0	0.00%	0	0.00%	3	6.38%	3	6.38%
	James R. COMER	0	0.00%	0	0.00%	28	59.57%	28	59.57%
	Cast Votes:	0	0.00%	0	0.00%	47	94.00%	47	94.00%
	Over Votes:	0	0.00%	0	0.00%	0	0.00%	0	0.00%
	Under Votes:	0	0.00%	0	0.00%	3	6.00%	3	6.00%
STATE REPRESENTATIVE 11th Representative District, Vote For 1									
	James BUCKMASTER	0	0.00%	0	0.00%	26	52.00%	26	52.00%
	Robert M. "Robby" MILLS	0	0.00%	0	0.00%	24	48.00%	24	48.00%
	Cast Votes:	0	0.00%	0	0.00%	50	100.00%	50	100.00%
	Over Votes:	0	0.00%	0	0.00%	0	0.00%	0	0.00%
	Under Votes:	0	0.00%	0	0.00%	0	0.00%	0	0.00%
PRESIDENT of the UNITED STATES, Vote For 1									
	Martin J. O'MALLEY	0	0.00%	0	0.00%	2	1.50%	2	1.50%
	Bernard "Bernie" SANDERS	0	0.00%	0	0.00%	54	40.60%	54	40.60%
	Hillary CLINTON	0	0.00%	0	0.00%	63	47.37%	63	47.37%
	Roque Rocky DE LA FUENTE	0	0.00%	0	0.00%	0	0.00%	0	0.00%
	"UNCOMMITTED"	0	0.00%	0	0.00%	14	10.53%	14	10.53%
	Cast Votes:	0	0.00%	0	0.00%	133	94.33%	133	94.33%
	Over Votes:	0	0.00%	0	0.00%	0	0.00%	0	0.00%
	Under Votes:	0	0.00%	0	0.00%	8	5.67%	8	5.67%

Precinct Report — Official

PRESIDENTIAL PREFERENCE AND REGULAR PRIMARY — OFFICIAL BALLOT FOR HENDERSON COUNTY — May 17, 2016

05/17/2016 08:03 PM

Total Number of Voters : 8,897 of 0 = 0.00%

Precincts Reporting 46 of 46 = 100.00%

Party	Candidate	Absentee		Early		Election		Total	
Precinct E109A (Ballots Cast: 196)									
UNITED STATES SENATOR, Vote For 1									
	Jim GRAY	0	0.00%	0	0.00%	67	59.82%	67	59.82%
	Rory HOULIHAN	0	0.00%	0	0.00%	3	2.68%	3	2.68%
	Jeff KENDER	0	0.00%	0	0.00%	5	4.46%	5	4.46%
	Ron LEACH	0	0.00%	0	0.00%	15	13.39%	15	13.39%
	Tom RECKTENWALD	0	0.00%	0	0.00%	3	2.68%	3	2.68%
	Grant T. SHORT	0	0.00%	0	0.00%	5	4.46%	5	4.46%
	Sellus WILDER	0	0.00%	0	0.00%	14	12.50%	14	12.50%
	Cast Votes:	0	0.00%	0	0.00%	112	79.43%	112	79.43%
	Over Votes:	0	0.00%	0	0.00%	0	0.00%	0	0.00%
	Under Votes:	0	0.00%	0	0.00%	29	20.57%	29	20.57%
UNITED STATES REPRESENTATIVE in CONGRESS 1st Congressional District, Vote For 1									
	Tom OSBORNE	0	0.00%	0	0.00%	71	68.27%	71	68.27%
	Samuel L. GASKINS	0	0.00%	0	0.00%	33	31.73%	33	31.73%
	Cast Votes:	0	0.00%	0	0.00%	104	73.76%	104	73.76%
	Over Votes:	0	0.00%	0	0.00%	0	0.00%	0	0.00%
	Under Votes:	0	0.00%	0	0.00%	37	26.24%	37	26.24%
CITY COMMISSIONERS City of Henderson, Vote For 4									
	Austin P. VOWELS	0	0.00%	0	0.00%	75	11.19%	75	11.19%
	Robert N. PRUITT	0	0.00%	0	0.00%	66	9.85%	66	9.85%
	Thomas E. "Tom" DAVIS	0	0.00%	0	0.00%	66	9.85%	66	9.85%
	Jesse JOHNSTON IV.	0	0.00%	0	0.00%	62	9.25%	62	9.25%
	Preston W. HERNDON	0	0.00%	0	0.00%	26	3.88%	26	3.88%
	X R. ROYSTER III.	0	0.00%	0	0.00%	84	12.54%	84	12.54%
	Nathan "Nate" BUTLER	0	0.00%	0	0.00%	41	6.12%	41	6.12%
	Kenny PERKINS	0	0.00%	0	0.00%	48	7.16%	48	7.16%
	Donald "Don" BRIDGES	0	0.00%	0	0.00%	35	5.22%	35	5.22%
	Bradley S. STATON	0	0.00%	0	0.00%	65	9.70%	65	9.70%
	Patti BUGG	0	0.00%	0	0.00%	68	10.15%	68	10.15%
	Brad WOOSLEY	0	0.00%	0	0.00%	34	5.07%	34	5.07%
	Cast Votes:	0	0.00%	0	0.00%	670	85.46%	670	85.46%
	Over Votes:	0	0.00%	0	0.00%	0	0.00%	0	0.00%
	Under Votes:	0	0.00%	0	0.00%	114	14.54%	114	14.54%

Precinct Report — Official

PRESIDENTIAL PREFERENCE AND REGULAR PRIMARY — OFFICIAL BALLOT FOR HENDERSON COUNTY — May 17, 2016

05/17/2016 08:03 PM

Total Number of Voters : 8,897 of 0 = 0.00%

Precincts Reporting 46 of 46 = 100.00%

Party	Candidate	Absentee		Early		Election		Total	
Precinct E110A (Ballots Cast: 197)									
UNITED STATES SENATOR, Vote For 1									
	James R. GOULD	0	0.00%	0	0.00%	7	16.28%	7	16.28%
	Rand PAUL	0	0.00%	0	0.00%	33	76.74%	33	76.74%
	Stephen Howard SLAUGHTER	0	0.00%	0	0.00%	3	6.98%	3	6.98%
	Cast Votes:	0	0.00%	0	0.00%	43	97.73%	43	97.73%
	Over Votes:	0	0.00%	0	0.00%	0	0.00%	0	0.00%
	Under Votes:	0	0.00%	0	0.00%	1	2.27%	1	2.27%
UNITED STATES REPRESENTATIVE in CONGRESS 1st Congressional District, Vote For 1									
	Mike PAPE	0	0.00%	0	0.00%	11	26.83%	11	26.83%
	Miles A. CAUGHEY JR.	0	0.00%	0	0.00%	2	4.88%	2	4.88%
	Jason BATTS	0	0.00%	0	0.00%	4	9.76%	4	9.76%
	James R. COMER	0	0.00%	0	0.00%	24	58.54%	24	58.54%
	Cast Votes:	0	0.00%	0	0.00%	41	93.18%	41	93.18%
	Over Votes:	0	0.00%	0	0.00%	0	0.00%	0	0.00%
	Under Votes:	0	0.00%	0	0.00%	3	6.82%	3	6.82%
STATE REPRESENTATIVE 11th Representative District, Vote For 1									
	James BUCKMASTER	0	0.00%	0	0.00%	18	40.91%	18	40.91%
	Robert M. "Robby" MILLS	0	0.00%	0	0.00%	26	59.09%	26	59.09%
	Cast Votes:	0	0.00%	0	0.00%	44	100.00%	44	100.00%
	Over Votes:	0	0.00%	0	0.00%	0	0.00%	0	0.00%
	Under Votes:	0	0.00%	0	0.00%	0	0.00%	0	0.00%
PRESIDENT of the UNITED STATES, Vote For 1									
	Martin J. O'MALLEY	0	0.00%	0	0.00%	3	2.16%	3	2.16%
	Bernard "Bernie" SANDERS	0	0.00%	0	0.00%	54	38.85%	54	38.85%
	Hillary CLINTON	0	0.00%	0	0.00%	60	43.17%	60	43.17%
	Roque Rocky DE LA FUENTE	0	0.00%	0	0.00%	1	0.72%	1	0.72%
	"UNCOMMITTED"	0	0.00%	0	0.00%	21	15.11%	21	15.11%
	Cast Votes:	0	0.00%	0	0.00%	139	93.29%	139	93.29%
	Over Votes:	0	0.00%	0	0.00%	0	0.00%	0	0.00%
	Under Votes:	0	0.00%	0	0.00%	10	6.71%	10	6.71%

Precinct Report — Official

PRESIDENTIAL PREFERENCE AND REGULAR PRIMARY — OFFICIAL BALLOT FOR HENDERSON COUNTY — May 17, 2016

05/17/2016 08:03 PM

Total Number of Voters : 8,897 of 0 = 0.00%

Precincts Reporting 46 of 46 = 100.00%

Party	Candidate	Absentee		Early		Election		Total	
Precinct E110A (Ballots Cast: 197)									
UNITED STATES SENATOR, Vote For 1									
	Jim GRAY	0	0.00%	0	0.00%	83	66.94%	83	66.94%
	Rory HOULIHAN	0	0.00%	0	0.00%	2	1.61%	2	1.61%
	Jeff KENDER	0	0.00%	0	0.00%	1	0.81%	1	0.81%
	Ron LEACH	0	0.00%	0	0.00%	19	15.32%	19	15.32%
	Tom RECKTENWALD	0	0.00%	0	0.00%	0	0.00%	0	0.00%
	Grant T. SHORT	0	0.00%	0	0.00%	3	2.42%	3	2.42%
	Sellus WILDER	0	0.00%	0	0.00%	16	12.90%	16	12.90%
	Cast Votes:	0	0.00%	0	0.00%	124	83.22%	124	83.22%
	Over Votes:	0	0.00%	0	0.00%	0	0.00%	0	0.00%
	Under Votes:	0	0.00%	0	0.00%	25	16.78%	25	16.78%
UNITED STATES REPRESENTATIVE in CONGRESS 1st Congressional District, Vote For 1									
	Tom OSBORNE	0	0.00%	0	0.00%	50	53.76%	50	53.76%
	Samuel L. GASKINS	0	0.00%	0	0.00%	43	46.24%	43	46.24%
	Cast Votes:	0	0.00%	0	0.00%	93	62.42%	93	62.42%
	Over Votes:	0	0.00%	0	0.00%	0	0.00%	0	0.00%
	Under Votes:	0	0.00%	0	0.00%	56	37.58%	56	37.58%
CITY COMMISSIONERS City of Henderson, Vote For 4									
	Austin P. VOWELS	0	0.00%	0	0.00%	70	10.77%	70	10.77%
	Robert N. PRUITT	0	0.00%	0	0.00%	49	7.54%	49	7.54%
	Thomas E. "Tom" DAVIS	0	0.00%	0	0.00%	85	13.08%	85	13.08%
	Jesse JOHNSTON IV.	0	0.00%	0	0.00%	70	10.77%	70	10.77%
	Preston W. HERNDON	0	0.00%	0	0.00%	11	1.69%	11	1.69%
	X R. ROYSTER III.	0	0.00%	0	0.00%	94	14.46%	94	14.46%
	Nathan "Nate" BUTLER	0	0.00%	0	0.00%	21	3.23%	21	3.23%
	Kenny PERKINS	0	0.00%	0	0.00%	50	7.69%	50	7.69%
	Donald "Don" BRIDGES	0	0.00%	0	0.00%	30	4.62%	30	4.62%
	Bradley S. STATON	0	0.00%	0	0.00%	89	13.69%	89	13.69%
	Patti BUGG	0	0.00%	0	0.00%	65	10.00%	65	10.00%
	Brad WOOSLEY	0	0.00%	0	0.00%	16	2.46%	16	2.46%
	Cast Votes:	0	0.00%	0	0.00%	650	82.49%	650	82.49%
	Over Votes:	0	0.00%	0	0.00%	0	0.00%	0	0.00%
	Under Votes:	0	0.00%	0	0.00%	138	17.51%	138	17.51%

Precinct Report — Official

PRESIDENTIAL PREFERENCE AND REGULAR PRIMARY — OFFICIAL BALLOT FOR HENDERSON COUNTY — May 17, 2016

05/17/2016 08:03 PM

Total Number of Voters : 8,897 of 0 = 0.00%

Precincts Reporting 46 of 46 = 100.00%

Party	Candidate	Absentee		Early		Election		Total	
Precinct E111A (Ballots Cast: 157)									
UNITED STATES SENATOR, Vote For 1									
	James R. GOULD	0	0.00%	0	0.00%	4	12.12%	4	12.12%
	Rand PAUL	0	0.00%	0	0.00%	26	78.79%	26	78.79%
	Stephen Howard SLAUGHTER	0	0.00%	0	0.00%	3	9.09%	3	9.09%
	Cast Votes:	0	0.00%	0	0.00%	33	89.19%	33	89.19%
	Over Votes:	0	0.00%	0	0.00%	0	0.00%	0	0.00%
	Under Votes:	0	0.00%	0	0.00%	4	10.81%	4	10.81%
UNITED STATES REPRESENTATIVE in CONGRESS 1st Congressional District, Vote For 1									
	Mike PAPE	0	0.00%	0	0.00%	11	30.56%	11	30.56%
	Miles A. CAUGHEY JR.	0	0.00%	0	0.00%	2	5.56%	2	5.56%
	Jason BATTS	0	0.00%	0	0.00%	4	11.11%	4	11.11%
	James R. COMER	0	0.00%	0	0.00%	19	52.78%	19	52.78%
	Cast Votes:	0	0.00%	0	0.00%	36	97.30%	36	97.30%
	Over Votes:	0	0.00%	0	0.00%	0	0.00%	0	0.00%
	Under Votes:	0	0.00%	0	0.00%	1	2.70%	1	2.70%
STATE REPRESENTATIVE 11th Representative District, Vote For 1									
	James BUCKMASTER	0	0.00%	0	0.00%	14	38.89%	14	38.89%
	Robert M. "Robby" MILLS	0	0.00%	0	0.00%	22	61.11%	22	61.11%
	Cast Votes:	0	0.00%	0	0.00%	36	97.30%	36	97.30%
	Over Votes:	0	0.00%	0	0.00%	0	0.00%	0	0.00%
	Under Votes:	0	0.00%	0	0.00%	1	2.70%	1	2.70%
PRESIDENT of the UNITED STATES, Vote For 1									
	Martin J. O'MALLEY	0	0.00%	0	0.00%	1	0.88%	1	0.88%
	Bernard "Bernie" SANDERS	0	0.00%	0	0.00%	41	35.96%	41	35.96%
	Hillary CLINTON	0	0.00%	0	0.00%	61	53.51%	61	53.51%
	Roque Rocky DE LA FUENTE	0	0.00%	0	0.00%	0	0.00%	0	0.00%
	"UNCOMMITTED"	0	0.00%	0	0.00%	11	9.65%	11	9.65%
	Cast Votes:	0	0.00%	0	0.00%	114	96.61%	114	96.61%
	Over Votes:	0	0.00%	0	0.00%	0	0.00%	0	0.00%
	Under Votes:	0	0.00%	0	0.00%	4	3.39%	4	3.39%

Total Number of Voters : 8,897 of 0 = 0.00%

Precincts Reporting 46 of 46 = 100.00%

Party	Candidate	Absentee		Early		Election		Total	
Precinct E111A (Ballots Cast: 157)									
UNITED STATES SENATOR, Vote For 1									
	Jim GRAY	0	0.00%	0	0.00%	64	67.37%	64	67.37%
	Rory HOULIHAN	0	0.00%	0	0.00%	2	2.11%	2	2.11%
	Jeff KENDER	0	0.00%	0	0.00%	4	4.21%	4	4.21%
	Ron LEACH	0	0.00%	0	0.00%	4	4.21%	4	4.21%
	Tom RECKTENWALD	0	0.00%	0	0.00%	3	3.16%	3	3.16%
	Grant T. SHORT	0	0.00%	0	0.00%	5	5.26%	5	5.26%
	Sellus WILDER	0	0.00%	0	0.00%	13	13.68%	13	13.68%
	Cast Votes:	0	0.00%	0	0.00%	95	80.51%	95	80.51%
	Over Votes:	0	0.00%	0	0.00%	0	0.00%	0	0.00%
	Under Votes:	0	0.00%	0	0.00%	23	19.49%	23	19.49%
UNITED STATES REPRESENTATIVE in CONGRESS 1st Congressional District, Vote For 1									
	Tom OSBORNE	0	0.00%	0	0.00%	59	68.60%	59	68.60%
	Samuel L. GASKINS	0	0.00%	0	0.00%	27	31.40%	27	31.40%
	Cast Votes:	0	0.00%	0	0.00%	86	72.88%	86	72.88%
	Over Votes:	0	0.00%	0	0.00%	0	0.00%	0	0.00%
	Under Votes:	0	0.00%	0	0.00%	32	27.12%	32	27.12%
CITY COMMISSIONERS City of Henderson, Vote For 4									
	Austin P. VOWELS	0	0.00%	0	0.00%	53	10.41%	53	10.41%
	Robert N. PRUITT	0	0.00%	0	0.00%	62	12.18%	62	12.18%
	Thomas E. "Tom" DAVIS	0	0.00%	0	0.00%	60	11.79%	60	11.79%
	Jesse JOHNSTON IV.	0	0.00%	0	0.00%	44	8.64%	44	8.64%
	Preston W. HERNDON	0	0.00%	0	0.00%	20	3.93%	20	3.93%
	X R. ROYSTER III.	0	0.00%	0	0.00%	57	11.20%	57	11.20%
	Nathan "Nate" BUTLER	0	0.00%	0	0.00%	18	3.54%	18	3.54%
	Kenny PERKINS	0	0.00%	0	0.00%	57	11.20%	57	11.20%
	Donald "Don" BRIDGES	0	0.00%	0	0.00%	18	3.54%	18	3.54%
	Bradley S. STATON	0	0.00%	0	0.00%	40	7.86%	40	7.86%
	Patti BUGG	0	0.00%	0	0.00%	59	11.59%	59	11.59%
	Brad WOOSLEY	0	0.00%	0	0.00%	21	4.13%	21	4.13%
	Cast Votes:	0	0.00%	0	0.00%	509	81.05%	509	81.05%
	Over Votes:	0	0.00%	0	0.00%	0	0.00%	0	0.00%
	Under Votes:	0	0.00%	0	0.00%	119	18.95%	119	18.95%

Total Number of Voters : 8,897 of 0 = 0.00%

Precincts Reporting 46 of 46 = 100.00%

Party	Candidate	Absentee		Early		Election		Total	
Precinct E112A (Ballots Cast: 177)									
UNITED STATES SENATOR, Vote For 1									
	James R. GOULD	0	0.00%	0	0.00%	1	3.45%	1	3.45%
	Rand PAUL	0	0.00%	0	0.00%	26	89.66%	26	89.66%
	Stephen Howard SLAUGHTER	0	0.00%	0	0.00%	2	6.90%	2	6.90%
	Cast Votes:	0	0.00%	0	0.00%	29	96.67%	29	96.67%
	Over Votes:	0	0.00%	0	0.00%	0	0.00%	0	0.00%
	Under Votes:	0	0.00%	0	0.00%	1	3.33%	1	3.33%
UNITED STATES REPRESENTATIVE in CONGRESS 1st Congressional District, Vote For 1									
	Mike PAPE	0	0.00%	0	0.00%	5	17.86%	5	17.86%
	Miles A. CAUGHEY JR.	0	0.00%	0	0.00%	1	3.57%	1	3.57%
	Jason BATTS	0	0.00%	0	0.00%	1	3.57%	1	3.57%
	James R. COMER	0	0.00%	0	0.00%	21	75.00%	21	75.00%
	Cast Votes:	0	0.00%	0	0.00%	28	93.33%	28	93.33%
	Over Votes:	0	0.00%	0	0.00%	0	0.00%	0	0.00%
	Under Votes:	0	0.00%	0	0.00%	2	6.67%	2	6.67%
STATE REPRESENTATIVE 11th Representative District, Vote For 1									
	James BUCKMASTER	0	0.00%	0	0.00%	12	41.38%	12	41.38%
	Robert M. "Robby" MILLS	0	0.00%	0	0.00%	17	58.62%	17	58.62%
	Cast Votes:	0	0.00%	0	0.00%	29	96.67%	29	96.67%
	Over Votes:	0	0.00%	0	0.00%	0	0.00%	0	0.00%
	Under Votes:	0	0.00%	0	0.00%	1	3.33%	1	3.33%
PRESIDENT of the UNITED STATES, Vote For 1									
	Martin J. O'MALLEY	0	0.00%	0	0.00%	4	2.88%	4	2.88%
	Bernard "Bernie" SANDERS	0	0.00%	0	0.00%	52	37.41%	52	37.41%
	Hillary CLINTON	0	0.00%	0	0.00%	60	43.17%	60	43.17%
	Roque Rocky DE LA FUENTE	0	0.00%	0	0.00%	1	0.72%	1	0.72%
	"UNCOMMITTED"	0	0.00%	0	0.00%	22	15.83%	22	15.83%
	Cast Votes:	0	0.00%	0	0.00%	139	97.20%	139	97.20%
	Over Votes:	0	0.00%	0	0.00%	0	0.00%	0	0.00%
	Under Votes:	0	0.00%	0	0.00%	4	2.80%	4	2.80%

Precinct Report — Official

PRESIDENTIAL PREFERENCE AND REGULAR PRIMARY — OFFICIAL BALLOT FOR HENDERSON COUNTY — May 17, 2016

05/17/2016 08:03 PM

Total Number of Voters : 8,897 of 0 = 0.00%

Precincts Reporting 46 of 46 = 100.00%

Party	Candidate	Absentee		Early		Election		Total	
Precinct E112A (Ballots Cast: 177)									
UNITED STATES SENATOR, Vote For 1									
	Jim GRAY	0	0.00%	0	0.00%	80	70.80%	80	70.80%
	Rory HOULIHAN	0	0.00%	0	0.00%	5	4.42%	5	4.42%
	Jeff KENDER	0	0.00%	0	0.00%	5	4.42%	5	4.42%
	Ron LEACH	0	0.00%	0	0.00%	8	7.08%	8	7.08%
	Tom RECKTENWALD	0	0.00%	0	0.00%	0	0.00%	0	0.00%
	Grant T. SHORT	0	0.00%	0	0.00%	3	2.65%	3	2.65%
	Sellus WILDER	0	0.00%	0	0.00%	12	10.62%	12	10.62%
	Cast Votes:	0	0.00%	0	0.00%	113	79.02%	113	79.02%
	Over Votes:	0	0.00%	0	0.00%	0	0.00%	0	0.00%
	Under Votes:	0	0.00%	0	0.00%	30	20.98%	30	20.98%
UNITED STATES REPRESENTATIVE in CONGRESS 1st Congressional District, Vote For 1									
	Tom OSBORNE	0	0.00%	0	0.00%	59	58.42%	59	58.42%
	Samuel L. GASKINS	0	0.00%	0	0.00%	42	41.58%	42	41.58%
	Cast Votes:	0	0.00%	0	0.00%	101	70.63%	101	70.63%
	Over Votes:	0	0.00%	0	0.00%	0	0.00%	0	0.00%
	Under Votes:	0	0.00%	0	0.00%	42	29.37%	42	29.37%
CITY COMMISSIONERS City of Henderson, Vote For 4									
	Austin P. VOWELS	0	0.00%	0	0.00%	78	12.96%	78	12.96%
	Robert N. PRUITT	0	0.00%	0	0.00%	67	11.13%	67	11.13%
	Thomas E. "Tom" DAVIS	0	0.00%	0	0.00%	70	11.63%	70	11.63%
	Jesse JOHNSTON IV.	0	0.00%	0	0.00%	58	9.63%	58	9.63%
	Preston W. HERNDON	0	0.00%	0	0.00%	9	1.50%	9	1.50%
	X R. ROYSTER III.	0	0.00%	0	0.00%	64	10.63%	64	10.63%
	Nathan "Nate" BUTLER	0	0.00%	0	0.00%	48	7.97%	48	7.97%
	Kenny PERKINS	0	0.00%	0	0.00%	40	6.64%	40	6.64%
	Donald "Don" BRIDGES	0	0.00%	0	0.00%	23	3.82%	23	3.82%
	Bradley S. STATON	0	0.00%	0	0.00%	64	10.63%	64	10.63%
	Patti BUGG	0	0.00%	0	0.00%	68	11.30%	68	11.30%
	Brad WOOSLEY	0	0.00%	0	0.00%	13	2.16%	13	2.16%
	Cast Votes:	0	0.00%	0	0.00%	602	85.03%	602	85.03%
	Over Votes:	0	0.00%	0	0.00%	0	0.00%	0	0.00%
	Under Votes:	0	0.00%	0	0.00%	106	14.97%	106	14.97%

Precinct Report — Official

PRESIDENTIAL PREFERENCE AND REGULAR PRIMARY — OFFICIAL BALLOT FOR HENDERSON COUNTY — May 17, 2016

05/17/2016 08:03 PM

Total Number of Voters : 8,897 of 0 = 0.00%

Precincts Reporting 46 of 46 = 100.00%

Party	Candidate	Absentee		Early		Election		Total	
Precinct E113A (Ballots Cast: 290)									
UNITED STATES SENATOR, Vote For 1									
	James R. GOULD	0	0.00%	0	0.00%	3	4.17%	3	4.17%
	Rand PAUL	0	0.00%	0	0.00%	66	91.67%	66	91.67%
	Stephen Howard SLAUGHTER	0	0.00%	0	0.00%	3	4.17%	3	4.17%
	Cast Votes:	0	0.00%	0	0.00%	72	96.00%	72	96.00%
	Over Votes:	0	0.00%	0	0.00%	0	0.00%	0	0.00%
	Under Votes:	0	0.00%	0	0.00%	3	4.00%	3	4.00%
UNITED STATES REPRESENTATIVE in CONGRESS 1st Congressional District, Vote For 1									
	Mike PAPE	0	0.00%	0	0.00%	23	32.39%	23	32.39%
	Miles A. CAUGHEY JR.	0	0.00%	0	0.00%	3	4.23%	3	4.23%
	Jason BATTS	0	0.00%	0	0.00%	7	9.86%	7	9.86%
	James R. COMER	0	0.00%	0	0.00%	38	53.52%	38	53.52%
	Cast Votes:	0	0.00%	0	0.00%	71	94.67%	71	94.67%
	Over Votes:	0	0.00%	0	0.00%	0	0.00%	0	0.00%
	Under Votes:	0	0.00%	0	0.00%	4	5.33%	4	5.33%
STATE REPRESENTATIVE 11th Representative District, Vote For 1									
	James BUCKMASTER	0	0.00%	0	0.00%	28	38.36%	28	38.36%
	Robert M. "Robby" MILLS	0	0.00%	0	0.00%	45	61.64%	45	61.64%
	Cast Votes:	0	0.00%	0	0.00%	73	97.33%	73	97.33%
	Over Votes:	0	0.00%	0	0.00%	0	0.00%	0	0.00%
	Under Votes:	0	0.00%	0	0.00%	2	2.67%	2	2.67%
PRESIDENT of the UNITED STATES, Vote For 1									
	Martin J. O'MALLEY	0	0.00%	0	0.00%	2	0.98%	2	0.98%
	Bernard "Bernie" SANDERS	0	0.00%	0	0.00%	83	40.49%	83	40.49%
	Hillary CLINTON	0	0.00%	0	0.00%	92	44.88%	92	44.88%
	Roque Rocky DE LA FUENTE	0	0.00%	0	0.00%	1	0.49%	1	0.49%
	"UNCOMMITTED"	0	0.00%	0	0.00%	27	13.17%	27	13.17%
	Cast Votes:	0	0.00%	0	0.00%	205	97.16%	205	97.16%
	Over Votes:	0	0.00%	0	0.00%	0	0.00%	0	0.00%
	Under Votes:	0	0.00%	0	0.00%	6	2.84%	6	2.84%

Precinct Report — Official

PRESIDENTIAL PREFERENCE AND REGULAR PRIMARY — OFFICIAL BALLOT FOR HENDERSON COUNTY — May 17, 2016

05/17/2016 08:03 PM

Total Number of Voters : 8,897 of 0 = 0.00%

Precincts Reporting 46 of 46 = 100.00%

Party	Candidate	Absentee		Early		Election		Total	
Precinct E113A (Ballots Cast: 290)									
UNITED STATES SENATOR, Vote For 1									
	Jim GRAY	0	0.00%	0	0.00%	129	71.67%	129	71.67%
	Rory HOULIHAN	0	0.00%	0	0.00%	1	0.56%	1	0.56%
	Jeff KENDER	0	0.00%	0	0.00%	8	4.44%	8	4.44%
	Ron LEACH	0	0.00%	0	0.00%	13	7.22%	13	7.22%
	Tom RECKTENWALD	0	0.00%	0	0.00%	7	3.89%	7	3.89%
	Grant T. SHORT	0	0.00%	0	0.00%	1	0.56%	1	0.56%
	Sellus WILDER	0	0.00%	0	0.00%	21	11.67%	21	11.67%
	Cast Votes:	0	0.00%	0	0.00%	180	85.31%	180	85.31%
	Over Votes:	0	0.00%	0	0.00%	0	0.00%	0	0.00%
	Under Votes:	0	0.00%	0	0.00%	31	14.69%	31	14.69%
UNITED STATES REPRESENTATIVE in CONGRESS 1st Congressional District, Vote For 1									
	Tom OSBORNE	0	0.00%	0	0.00%	114	69.09%	114	69.09%
	Samuel L. GASKINS	0	0.00%	0	0.00%	51	30.91%	51	30.91%
	Cast Votes:	0	0.00%	0	0.00%	165	78.20%	165	78.20%
	Over Votes:	0	0.00%	0	0.00%	0	0.00%	0	0.00%
	Under Votes:	0	0.00%	0	0.00%	46	21.80%	46	21.80%
CITY COMMISSIONERS City of Henderson, Vote For 4									
	Austin P. VOWELS	0	0.00%	0	0.00%	102	10.37%	102	10.37%
	Robert N. PRUITT	0	0.00%	0	0.00%	74	7.52%	74	7.52%
	Thomas E. "Tom" DAVIS	0	0.00%	0	0.00%	124	12.60%	124	12.60%
	Jesse JOHNSTON IV.	0	0.00%	0	0.00%	108	10.98%	108	10.98%
	Preston W. HERNDON	0	0.00%	0	0.00%	18	1.83%	18	1.83%
	X R. ROYSTER III.	0	0.00%	0	0.00%	141	14.33%	141	14.33%
	Nathan "Nate" BUTLER	0	0.00%	0	0.00%	38	3.86%	38	3.86%
	Kenny PERKINS	0	0.00%	0	0.00%	78	7.93%	78	7.93%
	Donald "Don" BRIDGES	0	0.00%	0	0.00%	36	3.66%	36	3.66%
	Bradley S. STATON	0	0.00%	0	0.00%	105	10.67%	105	10.67%
	Patti BUGG	0	0.00%	0	0.00%	121	12.30%	121	12.30%
	Brad WOOSLEY	0	0.00%	0	0.00%	39	3.96%	39	3.96%
	Cast Votes:	0	0.00%	0	0.00%	984	84.83%	984	84.83%
	Over Votes:	0	0.00%	0	0.00%	0	0.00%	0	0.00%
	Under Votes:	0	0.00%	0	0.00%	176	15.17%	176	15.17%

Precinct Turnout — Total Voters — Official

PRESIDENTIAL PREFERENCE AND REGULAR PRIMARY — OFFICIAL BALLOT FOR HENDERSON COUNTY — May 17, 2016

05/17/2016 08:03 PM

Total Number of Voters : 8,897 of 0 = 0.00%

Precincts Reporting 46 of 46 = 100.00%

Precinct Name	Reg Voters	# Ballots	% Turn Out
AB	0	289	0.00%
A101	0	161	0.00%
A102	0	125	0.00%
A108A	0	209	0.00%
A110A	0	242	0.00%
A111	0	197	0.00%
A112A	0	232	0.00%
A114	0	346	0.00%
A116A	0	236	0.00%
B101C	0	167	0.00%
B102C	0	92	0.00%
B103	0	208	0.00%
B104	0	186	0.00%
B105	0	212	0.00%
B106A	0	247	0.00%
B108A	0	217	0.00%
B109	0	76	0.00%
B110A	0	265	0.00%
B111A	0	274	0.00%
B112A	0	78	0.00%
C101AB	0	174	0.00%
C102	0	100	0.00%
C103B	0	134	0.00%
C104B	0	196	0.00%
C105	0	126	0.00%
C106A	0	103	0.00%
C107A	0	244	0.00%
C109A	0	161	0.00%
C110	0	110	0.00%
C111A	0	138	0.00%
D101A	0	216	0.00%
D102A	0	128	0.00%
D103A	0	168	0.00%
D104A	0	173	0.00%
D106A	0	206	0.00%
D109A	0	174	0.00%

Precinct Turnout — Total Voters — Official

PRESIDENTIAL PREFERENCE AND REGULAR PRIMARY — OFFICIAL BALLOT FOR HENDERSON COUNTY — May 17, 2016

05/17/2016 08:03 PM

Total Number of Voters : 8,897 of 0 = 0.00%

Precincts Reporting 46 of 46 = 100.00%

Precinct Name	Reg Voters	# Ballots	% Turn Out
D111A	0	360	0.00%
E105A	0	317	0.00%
E106A	0	159	0.00%
E107A	0	214	0.00%
E108A	0	220	0.00%
E109A	0	196	0.00%
E110A	0	197	0.00%
E111A	0	157	0.00%
E112A	0	177	0.00%
E113A	0	290	0.00%
Totals:	**0**	**8,897**	**0.00%**

Precinct Name	Reg Voters	# Ballots	% Turn Out

Precinct Election Day Status (with MBB IDs) — by # of MBBs — Official

PRESIDENTIAL PREFERENCE AND REGULAR PRIMARY — OFFICIAL BALLOT FOR HENDERSON COUNTY — May 17,2016

05/17/2016 08:02 PM

Total Number of Voters : 8,897 of 0 = 0.00%

Precincts Reporting 46 of 46 = 100.00%

Precinct Name	MBB ID	
AB		
	82	
	129	
	81	
	Total Number of Ballots for Precinct AB:	289
	Total Number of MBBs:	3
A101		
	80	
	128	
	Total Number of Ballots for Precinct A101:	161
	Total Number of MBBs:	2
A102		
	79	
	127	
	Total Number of Ballots for Precinct A102:	125
	Total Number of MBBs:	2
A108A		
	126	
	78	
	Total Number of Ballots for Precinct A108A:	209
	Total Number of MBBs:	2
A110A		
	77	
	125	
	Total Number of Ballots for Precinct A110A:	242
	Total Number of MBBs:	2
A111		
	76	
	124	
	Total Number of Ballots for Precinct A111:	197
	Total Number of MBBs:	2

Precinct Name	MBB ID	
A112A		
	75	
	141	
	Total Number of Ballots for Precinct A112A:	6
	Total Number of MBBs:	2
A114		
	123	
	74	
	Total Number of Ballots for Precinct A114:	346
	Total Number of MBBs:	2
A116A		
	73	
	141	
	Total Number of Ballots for Precinct A116A:	0
	Total Number of MBBs:	2
B101C		
	92	
	140	
	Total Number of Ballots for Precinct B101C:	0
	Total Number of MBBs:	2
B102C		
	140	
	91	
	Total Number of Ballots for Precinct B102C:	92
	Total Number of MBBs:	2
B103		
	90	
	122	
	Total Number of Ballots for Precinct B103:	208
	Total Number of MBBs:	2

Precinct Election Day Status (with MBB IDs) — by # of MBBs — Official

PRESIDENTIAL PREFERENCE AND REGULAR PRIMARY — OFFICIAL BALLOT FOR HENDERSON COUNTY — May 17,2016

05/17/2016 08:02 PM

Total Number of Voters : 8,897 of 0 = 0.00%

Precincts Reporting 46 of 46 = 100.00%

Precinct Name	MBB ID	
B104		
	89	
	156	
	Total Number of Ballots for Precinct B104:	0
	Total Number of MBBs:	2
B105		
	88	
	121	
	Total Number of Ballots for Precinct B105:	212
	Total Number of MBBs:	2
B106A		
	87	
	120	
	Total Number of Ballots for Precinct B106A:	247
	Total Number of MBBs:	2
B108A		
	139	
	86	
	Total Number of Ballots for Precinct B108A:	217
	Total Number of MBBs:	2
B109		
	85	
	156	
	Total Number of Ballots for Precinct B109:	0
	Total Number of MBBs:	2
B110A		
	138	
	84	
	Total Number of Ballots for Precinct B110A:	265
	Total Number of MBBs:	2
B111A		
	83	
	137	
	Total Number of Ballots for Precinct B111A:	274
	Total Number of MBBs:	2
B112A		
	155	
	101	
	Total Number of Ballots for Precinct B112A:	78
	Total Number of MBBs:	2
C101AB		
	154	
	102	
	Total Number of Ballots for Precinct C101AB:	174
	Total Number of MBBs:	2
C102		
	136	
	100	
	Total Number of Ballots for Precinct C102:	100
	Total Number of MBBs:	2
C103B		
	154	
	99	
	Total Number of Ballots for Precinct C103B:	134
	Total Number of MBBs:	2
C104B		
	67	
	98	
	Total Number of Ballots for Precinct C104B:	196
	Total Number of MBBs:	2

Precinct Election Day Status (with MBB IDs) — by # of MBBs — Official

PRESIDENTIAL PREFERENCE AND REGULAR PRIMARY — OFFICIAL BALLOT FOR HENDERSON COUNTY — May 17,2016

05/17/2016 08:02 PM

Total Number of Voters : 8,897 of 0 = 0.00%

Precincts Reporting 46 of 46 = 100.00%

Precinct Name	MBB ID	
C105		
	134	
	97	
	Total Number of Ballots for Precinct C105:	126
	Total Number of MBBs:	2
C106A		
	96	
	133	
	Total Number of Ballots for Precinct C106A:	103
	Total Number of MBBs:	2
C107A		
	155	
	95	
	Total Number of Ballots for Precinct C107A:	244
	Total Number of MBBs:	2
C109A		
	132	
	94	
	Total Number of Ballots for Precinct C109A:	161
	Total Number of MBBs:	2
C110		
	131	
	93	
	Total Number of Ballots for Precinct C110:	110
	Total Number of MBBs:	2
C111A		
	153	
	112	
	Total Number of Ballots for Precinct C111A:	135
	Total Number of MBBs:	2
D101A		
	130	
	111	
	Total Number of Ballots for Precinct D101A:	216
	Total Number of MBBs:	2
D102A		
	152	
	110	
	Total Number of Ballots for Precinct D102A:	114
	Total Number of MBBs:	2
D103A		
	109	
	149	
	Total Number of Ballots for Precinct D103A:	168
	Total Number of MBBs:	2
D104A		
	108	
	152	
	Total Number of Ballots for Precinct D104A:	9
	Total Number of MBBs:	2
D106A		
	148	
	107	
	Total Number of Ballots for Precinct D106A:	206
	Total Number of MBBs:	2
D109A		
	106	
	153	
	Total Number of Ballots for Precinct D109A:	0
	Total Number of MBBs:	2

Precinct Election Day Status (with MBB IDs) — by # of MBBs — Official

PRESIDENTIAL PREFERENCE AND REGULAR PRIMARY — OFFICIAL BALLOT FOR HENDERSON COUNTY — May 17,2016

05/17/2016 08:02 PM

Total Number of Voters : 8,897 of 0 = 0.00%

Precincts Reporting 46 of 46 = 100.00%

Precinct Name	MBB ID	
D111A		
	105	
	147	
	Total Number of Ballots for Precinct D111A:	360
	Total Number of MBBs:	2
E105A		
	104	
	146	
	Total Number of Ballots for Precinct E105A:	317
	Total Number of MBBs:	2
E106A		
	103	
	145	
	Total Number of Ballots for Precinct E106A:	159
	Total Number of MBBs:	2
E107A		
	151	
	119	
	Total Number of Ballots for Precinct E107A:	214
	Total Number of MBBs:	2
E108A		
	150	
	118	
	Total Number of Ballots for Precinct E108A:	220
	Total Number of MBBs:	2
E109A		
	144	
	117	
	Total Number of Ballots for Precinct E109A:	196
	Total Number of MBBs:	2
E110A		
	143	
	116	
	Total Number of Ballots for Precinct E110A:	197
	Total Number of MBBs:	2
E111A		
	115	
	151	
	Total Number of Ballots for Precinct E111A:	0
	Total Number of MBBs:	2
E112A		
	150	
	114	
	Total Number of Ballots for Precinct E112A:	177
	Total Number of MBBs:	2
E113A		
	113	
	142	
	Total Number of Ballots for Precinct E113A:	290
	Total Number of MBBs:	2

Cumulative Report — Unofficial

PRESIDENTIAL PREFERENCE AND REGULAR PRIMARY — OFFICIAL BALLOT FOR HENRY COUNTY — May 17, 2016

05/17/2016 07:45 PM

Total Number of Voters : 2,503 of 0 = 0.00%

Precincts Reporting 21 of 21 = 100.00%

Party	Candidate	Absentee		Early		Election		Total	
UNITED STATES SENATOR, Vote For 1									
	James R. GOULD	0	0.00%	0	0.00%	34	6.20%	34	6.20%
	Rand PAUL	0	0.00%	0	0.00%	495	90.33%	495	90.33%
	Stephen Howard SLAUGHTER	0	0.00%	0	0.00%	19	3.47%	19	3.47%
	Cast Votes:	0	0.00%	0	0.00%	548	99.46%	548	99.46%
	Over Votes:	0	0.00%	0	0.00%	0	0.00%	0	0.00%
	Under Votes:	0	0.00%	0	0.00%	3	0.54%	3	0.54%
PRESIDENT of the UNITED STATES, Vote For 1									
	Martin J. O'MALLEY	0	0.00%	0	0.00%	37	1.92%	37	1.92%
	Bernard "Bernie" SANDERS	0	0.00%	0	0.00%	958	49.82%	958	49.82%
	Hillary CLINTON	0	0.00%	0	0.00%	781	40.61%	781	40.61%
	Roque Rocky DE LA FUENTE	0	0.00%	0	0.00%	11	0.57%	11	0.57%
	"UNCOMMITTED"	0	0.00%	0	0.00%	136	7.07%	136	7.07%
	Cast Votes:	0	0.00%	0	0.00%	1,923	98.51%	1,923	98.51%
	Over Votes:	0	0.00%	0	0.00%	0	0.00%	0	0.00%
	Under Votes:	0	0.00%	0	0.00%	29	1.49%	29	1.49%
UNITED STATES SENATOR, Vote For 1									
	Ron LEACH	0	0.00%	0	0.00%	181	10.28%	181	10.2
	Tom RECKTENWALD	0	0.00%	0	0.00%	80	4.55%	80	4.55
	Grant T. SHORT	0	0.00%	0	0.00%	106	6.02%	106	6.02%
	Sellus WILDER	0	0.00%	0	0.00%	368	20.91%	368	20.91%
	Jim GRAY	0	0.00%	0	0.00%	900	51.14%	900	51.14%
	Rory HOULIHAN	0	0.00%	0	0.00%	65	3.69%	65	3.69%
	Jeff KENDER	0	0.00%	0	0.00%	60	3.41%	60	3.41%
	Cast Votes:	0	0.00%	0	0.00%	1,760	90.16%	1,760	90.16%
	Over Votes:	0	0.00%	0	0.00%	0	0.00%	0	0.00%
	Under Votes:	0	0.00%	0	0.00%	192	9.84%	192	9.84%
MAGISTRATE 4th Magisterial District (Unexpired Term), Vote For 1									
	Tony MOFFETT	0	0.00%	0	0.00%	199	58.53%	199	58.53%
	William R. PEYTON	0	0.00%	0	0.00%	141	41.47%	141	41.47%
	Cast Votes:	0	0.00%	0	0.00%	340	94.71%	340	94.71%
	Over Votes:	0	0.00%	0	0.00%	0	0.00%	0	0.00%
	Under Votes:	0	0.00%	0	0.00%	19	5.29%	19	5.29%

RECEIVED
MAY 25 2016
Kentucky Board of Elections

State of Kentucky, County of Henry, Sct.
I, Shanda E. Archer, Henry County Clerk,
do hereby certify that the forgoing is a full
true and correct copy of the results of the
Primary Election for Henry County, Given under my hand this 17th day of May 2016

Shanda E Archer

Republican Judge

Democratic judge / Clerk

PRIMARY ELECTION
HENRY COUNTY - 4TH. CONG. DIST.
RECAPITULATION SHEET
MAY 17, 2016

	ABSENTEE			EAST EMINENCE			WEST EMINENCE			SOUTH SMITHFIELD			SMITHFIELD			SOUTH PENDLETON			NORTH PENDLETON			CAMPBELLSBURG			SULPHUR			TURNERS STATION			WEST NEW CASTLE		
	Mail-In	Walk-In	Total	eSlate	eScan	Total	eSlate	eScan	Total	eSlate	eScan	Total	eSlate	eScan	Total	eSlate	eScan	Total	eSlate	eScan	Total	eSlate	eScan	Total	eSlate	eScan	Total	eSlate	eScan	Total	eSlate	eScan	Total
UNITED STATES SENATOR - REP																																	
James R. GOULD	0	4		0	0		1	0		1	0		1	1		0	0		2	1		5	2		0	1		0	0		0	3	25
Rand PAUL	1	17		12	14		13	20		3	14		20	38		5	9		9	23		15	31		10	12		5	4		29	37	341
Stephen Howard SLAUGHTER	0	0		1	1		2	3		0	0		1	0		0	0		0	2		1	0		0	0		0	0		0	0	11
PRESIDENT of the UNITED STATES - DEM																																	
Martin J. O'MALLEY	1	3		1	3		2	1		1	0		0	0		0	1		0	1		2	3		0	1		1	0		1	3	25
Bernard "Bernie" SANDERS	3	18		29	40		20	22		16	13		28	48		17	7		7	18		30	63		27	15		24	14		54	56	563
Hillary CLINTON	2	7		18	50		14	41		12	13		25	38		2	10		15	23		23	58		9	10		12	14		40	61	493
Roque Rocky DE LA FUENTE	0	0		0	1		1	0		0	0		0	1		0	0		0	0		0	0		0	0		0	0		0	1	4
"UNCOMMITTED"	0	5		5	16		3	3		1	2		3	5		2	2		3	5		6	11		1	5		1	0		8	8	85
UNITED STATES SENATOR - DEM																																	
Ron LEACH	0	2		8	8		5	10		4	5		7	6		1	1		2	3		7	14		4	2		3	3		9	11	115
Tom RECKTENWALD	1	1		3	3		0	0		0	1		5	6		0	3		4	5		2	6		0	2		2	0		4	2	50
Grant T. SHORT	0	0		3	3		3	8		0	1		4	5		1	1		1	0		6	5		1	3		3	0		6	6	60
Sellus WILDER	0	6		12	9		7	11		4	7		6	9		7	2		3	5		11	22		14	3		13	13		19	23	206
Jim GRAY	4	21		24	57		21	32		14	9		21	54		10	12		8	25		27	63		12	11		13	10		53	65	560
Rory HOULIHAN	0	1		2	4		0	3		0	1		2	3		1	0		3	1		2	5		1	3		3	1		3	5	44
Jeff KENDER	1	2		1	2		1	0		1	1		3	1		0	0		2	3		1	5		2	1		1	0		1	5	39
MAGISTRATE - 4th Mag. Dist. (Un.) - DEM																															56	73	132
Tony MOFFETT	0	3																													44	54	101
William R. PEYTON	1	2																															

State of Kentucky, County of Henry, Sct.
I, Shanda E. Archer, Henry County Clerk, do hereby certify that the foregoing is a full, true and correct copy of the results of the Primary Election for Henry County. Given under my hand this 17th day of May, 2016. Shanda E Archer

Shanda E. Archer, Henry County Clerk

Democratic Judge

Republican Judge

Tommy Barlow Sheriff

RECEIVED
MAY 25 2016
State Board of Elections

PRIMARY ELECTION
HENRY COUNTY - 4TH. CONG. DIST.
RECAPITULATION SHEET
MAY 17, 2016

	NORTHEAST NEW CASTLE			GEST			LOCKPORT			BETHLEHEM			FRANKLINTON			EAST NEW CASTLE			PORT ROYAL			NORTHEAST EMINENCE			DEFOE			PLEASUREVILLE			GRAND TOTAL
	eSlate	eScan	Total	eSlate	eScan	Total	eSlate	eScan	Total	eSlate	eScan	Total	eSlate	eScan	Total	eSlate	eScan	Total	eSlate	eScan	Total	eSlate	eScan	Total	eSlate	eScan	Total	eSlate	eScan	Total	
UNITED STATES SENATOR - REP																															
James R. GOULD	1	0		0	0		0	1		0	1		1	1		0	0		0	2		1	1		0	0		1	2	12	34
Rand PAUL	9	6		1	5		3	3		10	14		5	8		5	5		15	16		3	9		2	5		13	17	154	495
Stephen Howard SLAUGHTER	0	0		0	0		1	1		1	0		1	1		0	1		0	0		0	0		0	1		0	1	8	19
PRESIDENT of the UNITED STATES - DEM																															
Martin J. O'MALLEY	1	0		0	0		1	2		0	0		1	0		2	0		0	0		0	2		0	0		1	2	12	37
Bernard "Bernie" SANDERS	34	15		11	13		18	14		13	18		23	10		13	10		37	12		11	28		10	21		32	52	395	958
Hillary CLINTON	20	30		6	5		16	9		16	15		8	7		6	5		18	15		7	31		7	16		16	45	288	781
Roque Rocky DE LA FUENTE	0	1		0	0		1	0		0	0		1	0		1	0		1	0		1	1		0	0		0	0	7	11
"UNCOMMITTED"	1	8		2	0		2	3		1	2		3	2		0	1		3	2		1	5		2	1		3	9	51	136
UNITED STATES SENATOR - DEM																															
Ron LEACH	8	3		0	1		2	1		0	4		2	3		1	0		8	3		1	8		5	4		5	7	66	181
Tom RECKTENWALD	1	3		1	1		0	1		0	1		1	0		1	1		2	2		2	3		1	5		3	1	30	80
Grant T. SHORT	3	4		0	1		4	2		2	2		1	1		4	0		6	0		2	3		2	0		5	4	46	106
Sellus WILDER	12	11		5	4		7	5		3	5		11	5		3	5		18	11		1	12		4	7		13	20	162	368
Jim GRAY	25	27		9	8		19	10		11	15		20	10		8	6		21	10		11	30		6	17		22	53	338	900
Rory HOULIHAN	1	2		0	1		3	0		1	1		1	0		0	0		1	0		1	1		1	2		0	5	21	65
Jeff KENDER	1	1		2	0		3	2		1	0		0	1		0	2		4	2		1	2		0	0		2	2	26	60
MAGISTRATE - 4th Mag. Dist. (Un.) - DEM																														97	199
Tony MOFFETT	29	38																												40	141
William R. PEYTON	24	16																													

State of Kentucky, County of Henry, Sct.
I, Shanda E. Archer, Henry County Clerk, do hereby certify that the forgoing is a full, true and correct copy of the results of the Primary Election for Henry County, Given under my hand this 17th day of May, 2016.

Shanda E. Archer

Shanda E. Archer, Henry County Clerk

Democratic Judge

Republican Judge

Tommy Benton sheriff

PRIMARY ELECTION
HICKMAN COUNTY - 1ST. CONG. DIST.
RECAPITULATION SHEET
MAY 17, 2016

	ABSENTEE			COLUMBUS			CLINTON #1			CLINTON #2			CLINTON #3			SPRINGHILL			FULGHAM			GRAND TOTAL
	Mail-In	Walk-In	Total	eSlate	eScan	Total	eSlate	eScan	Total	eSlate	eScan	Total	eSlate	eScan	Total	eSlate	eScan	Total	eSlate	eScan	Total	
UNITED STATES SENATOR - REP																						
James R. GOULD	1	1			2			0			6			2			7			7		26
Rand PAUL	3	27			34			53			109			162			49			98		395
Stephen Howard SLAUGHTER	0	0			1			0			1			1			2			3		8
U.S. REP. in CONGRESS - 1st Cong. Dist. - REP																						
Mike PAPE	0	0			1			1			0			2			1			0		5
Miles A. CAUGHEY JR.	0	0			1			0			0			0			0			0		1
Jason BATTS	4	27			34			50			76			64			54			103		418
James R. COMER	0	3			1			1			4			3			6			5		23
PRESIDENT of the UNITED STATES - DEM																						
Martin J. O'MALLEY	0	1			3			0			1			0			4			2		11
Bernard "Bernie" SANDERS	2	3			32			51			57			55			53			47		300
Hillary CLINTON	2	1			30			55			36			27			31			25		209
Roque Rocky DE LA FUENTE	0	0			2			0			1			0			1			0		4
"UNCOMMITTED"	0	4			10			24			19			18			16			29		120
UNITED STATES SENATOR - DEM																						
Jim GRAY	2	7			50			72			75			64			57			62		389
Rory HOULIHAN	1	0			3			3			2			2			2			3		20
Jeff KENDER	0	1			5			5			2			5			6			9		33
Ron LEACH	1	0			4			10			8			10			9			11		53
Tom RECKTENWALD	0	0			1			2			1			5			3			0		12
Grant T. SHORT	0	0			4			5			6			1			2			2		20
Sellus WILDER	0	0			5			14			10			2			5			3		39
U.S. REP. in CONGRESS - 1st Cong. Dist. - DEM																						
Tom OSBORNE Withdrew	4	3			41			107			64			51			48			59		337
Samuel L. GASKINS	0	5			28			44			32			37			31			29		206
Voted 1110	8	39			117			188			196			172			1666			224		1110
Reg Voters 3550																						
% Voted 31%																						

RECEIVED
MAY 26 2016
State Board of Elections

Precinct Report — Unofficial

PRESIDENTIAL PREFERENCE AND REGULAR PRIMARY — OFFICIAL BALLOT FOR HOPKINS COUNTY — May 17, 2016

05/17/2016 07:09 PM

Total Number of Voters : 6,888 of 0 = 0.00%

Precincts Reporting 51 of 51 = 100.00%

Party	Candidate	Early		Election		Total	
Precinct AB (Ballots Cast: 220)							
UNITED STATES SENATOR, Vote For 1							
	James R. GOULD	0	0.00%	7	10.45%	7	10.45%
	Rand PAUL	0	0.00%	56	83.58%	56	83.58%
	Stephen Howard SLAUGHTER	0	0.00%	4	5.97%	4	5.97%
	Cast Votes:	0	0.00%	67	98.53%	67	98.53%
UNITED STATES REPRESENTATIVE in CONGRESS 1st Congressional District, Vote For 1							
	Mike PAPE	0	0.00%	24	35.29%	24	35.29%
	Miles A. CAUGHEY JR.	0	0.00%	3	4.41%	3	4.41%
	Jason BATTS	0	0.00%	8	11.76%	8	11.76%
	James R. COMER	0	0.00%	33	48.53%	33	48.53%
	Cast Votes:	0	0.00%	68	100.00%	68	100.00%
PRESIDENT of the UNITED STATES, Vote For 1							
	Martin J. O'MALLEY	0	0.00%	5	3.40%	5	3.40%
	Bernard "Bernie" SANDERS	0	0.00%	49	33.33%	49	33.33%
	Hillary CLINTON	0	0.00%	69	46.94%	69	46.94%
	Roque Rocky DE LA FUENTE	0	0.00%	0	0.00%	0	0.00%
	"UNCOMMITTED"	0	0.00%	24	16.33%	24	16.33%
	Cast Votes:	0	0.00%	147	96.71%	147	96.71%
UNITED STATES SENATOR, Vote For 1							
	Jim GRAY	0	0.00%	97	72.39%	97	72.39%
	Rory HOULIHAN	0	0.00%	4	2.99%	4	2.99%
	Jeff KENDER	0	0.00%	6	4.48%	6	4.48%
	Ron LEACH	0	0.00%	9	6.72%	9	6.72%
	Tom RECKTENWALD	0	0.00%	0	0.00%	0	0.00%
	Grant T. SHORT	0	0.00%	7	5.22%	7	5.22%
	Sellus WILDER	0	0.00%	11	8.21%	11	8.21%
	Cast Votes:	0	0.00%	134	88.16%	134	88.16%
UNITED STATES REPRESENTATIVE in CONGRESS 1st Congressional District, Vote For 1							
	Tom OSBORNE	0	0.00%	79	64.23%	79	64.23%
	Samuel L. GASKINS	0	0.00%	44	35.77%	44	35.77%
	Cast Votes:	0	0.00%	123	80.92%	123	80.92%
CITY COUNCIL City of Madisonville Ward 1, Vote For 1							
	Susan Dorris HOUCK	0	0.00%	8	72.73%	8	72.73%
	David C. OAKLEY	0	0.00%	3	27.27%	3	27.27%
	Cast Votes:	0	0.00%	11	91.67%	11	91.67%
CITY COUNCIL City of Madisonville Ward 3, Vote For 1							
	James C. DANIELS	0	0.00%	12	75.00%	12	75.00%
	Raymond MARION JR.	0	0.00%	4	25.00%	4	25.00%
	Cast Votes:	0	0.00%	16	94.12%	16	94.12%

Party	Candidate	Early		Election		Total	
Precinct A001 (Ballots Cast: 105)							
UNITED STATES SENATOR, Vote For 1							
	James R. GOULD	0	0.00%	3	13.04%	3	13.04%
	Rand PAUL	0	0.00%	19	82.61%	19	82.61%
	Stephen Howard SLAUGHTER	0	0.00%	1	4.35%	1	4.35%
	Cast Votes:	0	0.00%	23	100.00%	23	100.00%
UNITED STATES REPRESENTATIVE in CONGRESS 1st Congressional District, Vote For 1							
	Mike PAPE	0	0.00%	8	36.36%	8	36.36%
	Miles A. CAUGHEY JR.	0	0.00%	1	4.55%	1	4.55%
	Jason BATTS	0	0.00%	1	4.55%	1	4.55%
	James R. COMER	0	0.00%	12	54.55%	12	54.55%
	Cast Votes:	0	0.00%	22	95.65%	22	95.65%
PRESIDENT of the UNITED STATES, Vote For 1							
	Martin J. O'MALLEY	0	0.00%	3	3.70%	3	3.70%
	Bernard "Bernie" SANDERS	0	0.00%	38	46.91%	38	46.91%
	Hillary CLINTON	0	0.00%	36	44.44%	36	44.44%
	Roque Rocky DE LA FUENTE	0	0.00%	0	0.00%	0	0.00%
	"UNCOMMITTED"	0	0.00%	4	4.94%	4	4.94%
	Cast Votes:	0	0.00%	81	98.78%	81	98.78%
UNITED STATES SENATOR, Vote For 1							
	Jim GRAY	0	0.00%	44	64.71%	44	64.71%
	Rory HOULIHAN	0	0.00%	4	5.88%	4	5.88%
	Jeff KENDER	0	0.00%	7	10.29%	7	10.29%
	Ron LEACH	0	0.00%	6	8.82%	6	8.82%
	Tom RECKTENWALD	0	0.00%	2	2.94%	2	2.94%
	Grant T. SHORT	0	0.00%	1	1.47%	1	1.47%
	Sellus WILDER	0	0.00%	4	5.88%	4	5.88%
	Cast Votes:	0	0.00%	68	82.93%	68	82.93%
UNITED STATES REPRESENTATIVE in CONGRESS 1st Congressional District, Vote For 1							
	Tom OSBORNE	0	0.00%	49	74.24%	49	74.24%
	Samuel L. GASKINS	0	0.00%	17	25.76%	17	25.76%
	Cast Votes:	0	0.00%	66	80.49%	66	80.49%

Precinct Report — Unofficial

PRESIDENTIAL PREFERENCE AND REGULAR PRIMARY — OFFICIAL BALLOT FOR HOPKINS COUNTY — May 17, 2016

05/17/2016 07:09 PM

Total Number of Voters : 6,888 of 0 = 0.00%

Precincts Reporting 51 of 51 = 100.00%

Party	Candidate	Early		Election		Total	
Precinct A002 (Ballots Cast: 124)							
UNITED STATES SENATOR, Vote For 1							
	James R. GOULD	0	0.00%	1	4.55%	1	4.55%
	Rand PAUL	0	0.00%	19	86.36%	19	86.36%
	Stephen Howard SLAUGHTER	0	0.00%	2	9.09%	2	9.09%
	Cast Votes:	0	0.00%	22	100.00%	22	100.00%
UNITED STATES REPRESENTATIVE in CONGRESS 1st Congressional District, Vote For 1							
	Mike PAPE	0	0.00%	7	31.82%	7	31.82%
	Miles A. CAUGHEY JR.	0	0.00%	0	0.00%	0	0.00%
	Jason BATTS	0	0.00%	3	13.64%	3	13.64%
	James R. COMER	0	0.00%	12	54.55%	12	54.55%
	Cast Votes:	0	0.00%	22	100.00%	22	100.00%
PRESIDENT of the UNITED STATES, Vote For 1							
	Martin J. O'MALLEY	0	0.00%	4	3.96%	4	3.96%
	Bernard "Bernie" SANDERS	0	0.00%	53	52.48%	53	52.48%
	Hillary CLINTON	0	0.00%	30	29.70%	30	29.70%
	Roque Rocky DE LA FUENTE	0	0.00%	0	0.00%	0	0.00%
	"UNCOMMITTED"	0	0.00%	14	13.86%	14	13.86%
	Cast Votes:	0	0.00%	101	99.02%	101	99.02%
UNITED STATES SENATOR, Vote For 1							
	Jim GRAY	0	0.00%	49	56.32%	49	56.32%
	Rory HOULIHAN	0	0.00%	3	3.45%	3	3.45%
	Jeff KENDER	0	0.00%	8	9.20%	8	9.20%
	Ron LEACH	0	0.00%	16	18.39%	16	18.39%
	Tom RECKTENWALD	0	0.00%	4	4.60%	4	4.60%
	Grant T. SHORT	0	0.00%	3	3.45%	3	3.45%
	Sellus WILDER	0	0.00%	4	4.60%	4	4.60%
	Cast Votes:	0	0.00%	87	85.29%	87	85.29%
UNITED STATES REPRESENTATIVE in CONGRESS 1st Congressional District, Vote For 1							
	Tom OSBORNE	0	0.00%	58	69.05%	58	69.05%
	Samuel L. GASKINS	0	0.00%	26	30.95%	26	30.95%
	Cast Votes:	0	0.00%	84	82.35%	84	82.35%

Precinct Report — Unofficial

PRESIDENTIAL PREFERENCE AND REGULAR PRIMARY — OFFICIAL BALLOT FOR HOPKINS COUNTY — May 17, 2016

05/17/2016 07:09 PM

Total Number of Voters : 6,888 of 0 = 0.00%

Precincts Reporting 51 of 51 = 100.00%

Party	Candidate	Early		Election		Total	
Precinct A003 (Ballots Cast: 235)							
UNITED STATES SENATOR, Vote For 1							
	James R. GOULD	0	0.00%	8	11.27%	8	11.27%
	Rand PAUL	0	0.00%	62	87.32%	62	87.32%
	Stephen Howard SLAUGHTER	0	0.00%	1	1.41%	1	1.41%
	Cast Votes:	0	0.00%	71	100.00%	71	100.00%
UNITED STATES REPRESENTATIVE in CONGRESS 1st Congressional District, Vote For 1							
	Mike PAPE	0	0.00%	28	39.44%	28	39.44%
	Miles A. CAUGHEY JR.	0	0.00%	6	8.45%	6	8.45%
	Jason BATTS	0	0.00%	6	8.45%	6	8.45%
	James R. COMER	0	0.00%	31	43.66%	31	43.66%
	Cast Votes:	0	0.00%	71	100.00%	71	100.00%
PRESIDENT of the UNITED STATES, Vote For 1							
	Martin J. O'MALLEY	0	0.00%	3	1.89%	3	1.89%
	Bernard "Bernie" SANDERS	0	0.00%	100	62.89%	100	62.89%
	Hillary CLINTON	0	0.00%	40	25.16%	40	25.16%
	Roque Rocky DE LA FUENTE	0	0.00%	0	0.00%	0	0.00%
	"UNCOMMITTED"	0	0.00%	16	10.06%	16	10.06%
	Cast Votes:	0	0.00%	159	96.95%	159	96.95%
UNITED STATES SENATOR, Vote For 1							
	Jim GRAY	0	0.00%	85	57.43%	85	57.43%
	Rory HOULIHAN	0	0.00%	3	2.03%	3	2.03%
	Jeff KENDER	0	0.00%	15	10.14%	15	10.14%
	Ron LEACH	0	0.00%	16	10.81%	16	10.81%
	Tom RECKTENWALD	0	0.00%	5	3.38%	5	3.38%
	Grant T. SHORT	0	0.00%	9	6.08%	9	6.08%
	Sellus WILDER	0	0.00%	15	10.14%	15	10.14%
	Cast Votes:	0	0.00%	148	90.24%	148	90.24%
UNITED STATES REPRESENTATIVE in CONGRESS 1st Congressional District, Vote For 1							
	Tom OSBORNE	0	0.00%	97	68.79%	97	68.79%
	Samuel L. GASKINS	0	0.00%	44	31.21%	44	31.21%
	Cast Votes:	0	0.00%	141	85.98%	141	85.98%

Precinct Report — Unofficial

PRESIDENTIAL PREFERENCE AND REGULAR PRIMARY — OFFICIAL BALLOT FOR HOPKINS COUNTY — May 17, 2016

05/17/2016 07:09 PM

Total Number of Voters : 6,888 of 0 = 0.00%

Precincts Reporting 51 of 51 = 100.00%

Party	Candidate	Early		Election		Total	
Precinct A004 (Ballots Cast: 28)							
UNITED STATES SENATOR, Vote For 1							
	James R. GOULD	0	0.00%	0	0.00%	0	0.00%
	Rand PAUL	0	0.00%	5	100.00%	5	100.00%
	Stephen Howard SLAUGHTER	0	0.00%	0	0.00%	0	0.00%
	Cast Votes:	0	0.00%	5	100.00%	5	100.00%
UNITED STATES REPRESENTATIVE in CONGRESS 1st Congressional District, Vote For 1							
	Mike PAPE	0	0.00%	1	20.00%	1	20.00%
	Miles A. CAUGHEY JR.	0	0.00%	1	20.00%	1	20.00%
	Jason BATTS	0	0.00%	0	0.00%	0	0.00%
	James R. COMER	0	0.00%	3	60.00%	3	60.00%
	Cast Votes:	0	0.00%	5	100.00%	5	100.00%
PRESIDENT of the UNITED STATES, Vote For 1							
	Martin J. O'MALLEY	0	0.00%	2	9.09%	2	9.09%
	Bernard "Bernie" SANDERS	0	0.00%	13	59.09%	13	59.09%
	Hillary CLINTON	0	0.00%	3	13.64%	3	13.64%
	Roque Rocky DE LA FUENTE	0	0.00%	0	0.00%	0	0.00%
	"UNCOMMITTED"	0	0.00%	4	18.18%	4	18.18%
	Cast Votes:	0	0.00%	22	95.65%	22	95.65%
UNITED STATES SENATOR, Vote For 1							
	Jim GRAY	0	0.00%	3	17.65%	3	17.65%
	Rory HOULIHAN	0	0.00%	2	11.76%	2	11.76%
	Jeff KENDER	0	0.00%	3	17.65%	3	17.65%
	Ron LEACH	0	0.00%	5	29.41%	5	29.41%
	Tom RECKTENWALD	0	0.00%	1	5.88%	1	5.88%
	Grant T. SHORT	0	0.00%	3	17.65%	3	17.65%
	Sellus WILDER	0	0.00%	0	0.00%	0	0.00%
	Cast Votes:	0	0.00%	17	73.91%	17	73.91%
UNITED STATES REPRESENTATIVE in CONGRESS 1st Congressional District, Vote For 1							
	Tom OSBORNE	0	0.00%	9	64.29%	9	64.29%
	Samuel L. GASKINS	0	0.00%	5	35.71%	5	35.71%
	Cast Votes:	0	0.00%	14	60.87%	14	60.87%

Precinct Report — Unofficial

PRESIDENTIAL PREFERENCE AND REGULAR PRIMARY — OFFICIAL BALLOT FOR HOPKINS COUNTY — May 17, 2016

05/17/2016 07:09 PM

Total Number of Voters : 6,888 of 0 = 0.00%

Precincts Reporting 51 of 51 = 100.00%

Party	Candidate	Early		Election		Total	
Precinct A005 (Ballots Cast: 82)							
UNITED STATES SENATOR, Vote For 1							
	James R. GOULD	0	0.00%	5	20.00%	5	20.00%
	Rand PAUL	0	0.00%	18	72.00%	18	72.00%
	Stephen Howard SLAUGHTER	0	0.00%	2	8.00%	2	8.00%
	Cast Votes:	0	0.00%	25	100.00%	25	100.00%
UNITED STATES REPRESENTATIVE in CONGRESS 1st Congressional District, Vote For 1							
	Mike PAPE	0	0.00%	14	56.00%	14	56.00%
	Miles A. CAUGHEY JR.	0	0.00%	1	4.00%	1	4.00%
	Jason BATTS	0	0.00%	2	8.00%	2	8.00%
	James R. COMER	0	0.00%	8	32.00%	8	32.00%
	Cast Votes:	0	0.00%	25	100.00%	25	100.00%
PRESIDENT of the UNITED STATES, Vote For 1							
	Martin J. O'MALLEY	0	0.00%	3	5.26%	3	5.26%
	Bernard "Bernie" SANDERS	0	0.00%	28	49.12%	28	49.12%
	Hillary CLINTON	0	0.00%	15	26.32%	15	26.32%
	Roque Rocky DE LA FUENTE	0	0.00%	1	1.75%	1	1.75%
	"UNCOMMITTED"	0	0.00%	10	17.54%	10	17.54%
	Cast Votes:	0	0.00%	57	100.00%	57	100.00%
UNITED STATES SENATOR, Vote For 1							
	Jim GRAY	0	0.00%	26	49.06%	26	49.06%
	Rory HOULIHAN	0	0.00%	6	11.32%	6	11.32%
	Jeff KENDER	0	0.00%	4	7.55%	4	7.55%
	Ron LEACH	0	0.00%	7	13.21%	7	13.21%
	Tom RECKTENWALD	0	0.00%	0	0.00%	0	0.00%
	Grant T. SHORT	0	0.00%	6	11.32%	6	11.32%
	Sellus WILDER	0	0.00%	4	7.55%	4	7.55%
	Cast Votes:	0	0.00%	53	92.98%	53	92.98%
UNITED STATES REPRESENTATIVE in CONGRESS 1st Congressional District, Vote For 1							
	Tom OSBORNE	0	0.00%	33	66.00%	33	66.00%
	Samuel L. GASKINS	0	0.00%	17	34.00%	17	34.00%
	Cast Votes:	0	0.00%	50	87.72%	50	87.72%

Precinct Report — Unofficial

PRESIDENTIAL PREFERENCE AND REGULAR PRIMARY — OFFICIAL BALLOT FOR HOPKINS COUNTY — May 17, 2016

05/17/2016 07:09 PM

Total Number of Voters : 6,888 of 0 = 0.00%

Precincts Reporting 51 of 51 = 100.00%

Party	Candidate	Early		Election		Total	
Precinct A006MG (Ballots Cast: 142)							
UNITED STATES SENATOR, Vote For 1							
	James R. GOULD	0	0.00%	3	10.71%	3	10.71%
	Rand PAUL	0	0.00%	24	85.71%	24	85.71%
	Stephen Howard SLAUGHTER	0	0.00%	1	3.57%	1	3.57%
	Cast Votes:	0	0.00%	28	96.55%	28	96.55%
UNITED STATES REPRESENTATIVE in CONGRESS 1st Congressional District, Vote For 1							
	Mike PAPE	0	0.00%	15	51.72%	15	51.72%
	Miles A. CAUGHEY JR.	0	0.00%	2	6.90%	2	6.90%
	Jason BATTS	0	0.00%	1	3.45%	1	3.45%
	James R. COMER	0	0.00%	11	37.93%	11	37.93%
	Cast Votes:	0	0.00%	29	100.00%	29	100.00%
PRESIDENT of the UNITED STATES, Vote For 1							
	Martin J. O'MALLEY	0	0.00%	0	0.00%	0	0.00%
	Bernard "Bernie" SANDERS	0	0.00%	50	45.05%	50	45.05%
	Hillary CLINTON	0	0.00%	45	40.54%	45	40.54%
	Roque Rocky DE LA FUENTE	0	0.00%	0	0.00%	0	0.00%
	"UNCOMMITTED"	0	0.00%	16	14.41%	16	14.41%
	Cast Votes:	0	0.00%	111	98.23%	111	98.23%
UNITED STATES SENATOR, Vote For 1							
	Jim GRAY	0	0.00%	59	68.60%	59	68.60%
	Rory HOULIHAN	0	0.00%	6	6.98%	6	6.98%
	Jeff KENDER	0	0.00%	2	2.33%	2	2.33%
	Ron LEACH	0	0.00%	10	11.63%	10	11.63%
	Tom RECKTENWALD	0	0.00%	1	1.16%	1	1.16%
	Grant T. SHORT	0	0.00%	3	3.49%	3	3.49%
	Sellus WILDER	0	0.00%	5	5.81%	5	5.81%
	Cast Votes:	0	0.00%	86	76.11%	86	76.11%
UNITED STATES REPRESENTATIVE in CONGRESS 1st Congressional District, Vote For 1							
	Tom OSBORNE	0	0.00%	61	77.22%	61	77.22%
	Samuel L. GASKINS	0	0.00%	18	22.78%	18	22.78%
	Cast Votes:	0	0.00%	79	69.91%	79	69.91%

Precinct Report — Unofficial

PRESIDENTIAL PREFERENCE AND REGULAR PRIMARY — OFFICIAL BALLOT FOR HOPKINS COUNTY — May 17, 2016

05/17/2016 07:09 PM

Total Number of Voters : 6,888 of 0 = 0.00%

Precincts Reporting 51 of 51 = 100.00%

Party	Candidate	Early		Election		Total	
Precinct A007 (Ballots Cast: 153)							
UNITED STATES SENATOR, Vote For 1							
	James R. GOULD	0	0.00%	1	4.55%	1	4.55%
	Rand PAUL	0	0.00%	21	95.45%	21	95.45%
	Stephen Howard SLAUGHTER	0	0.00%	0	0.00%	0	0.00%
	Cast Votes:	0	0.00%	22	100.00%	22	100.00%
UNITED STATES REPRESENTATIVE in CONGRESS 1st Congressional District, Vote For 1							
	Mike PAPE	0	0.00%	6	27.27%	6	27.27%
	Miles A. CAUGHEY JR.	0	0.00%	0	0.00%	0	0.00%
	Jason BATTS	0	0.00%	5	22.73%	5	22.73%
	James R. COMER	0	0.00%	11	50.00%	11	50.00%
	Cast Votes:	0	0.00%	22	100.00%	22	100.00%
PRESIDENT of the UNITED STATES, Vote For 1							
	Martin J. O'MALLEY	0	0.00%	2	1.55%	2	1.55%
	Bernard "Bernie" SANDERS	0	0.00%	95	73.64%	95	73.64%
	Hillary CLINTON	0	0.00%	21	16.28%	21	16.28%
	Roque Rocky DE LA FUENTE	0	0.00%	0	0.00%	0	0.00%
	"UNCOMMITTED"	0	0.00%	11	8.53%	11	8.53%
	Cast Votes:	0	0.00%	129	98.47%	129	98.47%
UNITED STATES SENATOR, Vote For 1							
	Jim GRAY	0	0.00%	58	53.21%	58	53.21%
	Rory HOULIHAN	0	0.00%	6	5.50%	6	5.50%
	Jeff KENDER	0	0.00%	8	7.34%	8	7.34%
	Ron LEACH	0	0.00%	15	13.76%	15	13.76%
	Tom RECKTENWALD	0	0.00%	5	4.59%	5	4.59%
	Grant T. SHORT	0	0.00%	6	5.50%	6	5.50%
	Sellus WILDER	0	0.00%	11	10.09%	11	10.09%
	Cast Votes:	0	0.00%	109	83.21%	109	83.21%
UNITED STATES REPRESENTATIVE in CONGRESS 1st Congressional District, Vote For 1							
	Tom OSBORNE	0	0.00%	75	68.18%	75	68.18%
	Samuel L. GASKINS	0	0.00%	35	31.82%	35	31.82%
	Cast Votes:	0	0.00%	110	83.97%	110	83.97%

Precinct Report — Unofficial

PRESIDENTIAL PREFERENCE AND REGULAR PRIMARY — OFFICIAL BALLOT FOR HOPKINS COUNTY — May 17, 2016

05/17/2016 07:09 PM

Total Number of Voters : 6,888 of 0 = 0.00%

Precincts Reporting 51 of 51 = 100.00%

Party	Candidate	Early		Election		Total	
Precinct B008 (Ballots Cast: 160)							
UNITED STATES SENATOR, Vote For 1							
	James R. GOULD	0	0.00%	6	20.69%	6	20.69%
	Rand PAUL	0	0.00%	22	75.86%	22	75.86%
	Stephen Howard SLAUGHTER	0	0.00%	1	3.45%	1	3.45%
	Cast Votes:	0	0.00%	29	100.00%	29	100.00%
UNITED STATES REPRESENTATIVE in CONGRESS 1st Congressional District, Vote For 1							
	Mike PAPE	0	0.00%	18	64.29%	18	64.29%
	Miles A. CAUGHEY JR.	0	0.00%	2	7.14%	2	7.14%
	Jason BATTS	0	0.00%	1	3.57%	1	3.57%
	James R. COMER	0	0.00%	7	25.00%	7	25.00%
	Cast Votes:	0	0.00%	28	96.55%	28	96.55%
PRESIDENT of the UNITED STATES, Vote For 1							
	Martin J. O'MALLEY	0	0.00%	2	1.53%	2	1.53%
	Bernard "Bernie" SANDERS	0	0.00%	54	41.22%	54	41.22%
	Hillary CLINTON	0	0.00%	58	44.27%	58	44.27%
	Roque Rocky DE LA FUENTE	0	0.00%	2	1.53%	2	1.53%
	"UNCOMMITTED"	0	0.00%	15	11.45%	15	11.45%
	Cast Votes:	0	0.00%	131	100.00%	131	100.00%
UNITED STATES SENATOR, Vote For 1							
	Jim GRAY	0	0.00%	63	60.58%	63	60.58%
	Rory HOULIHAN	0	0.00%	4	3.85%	4	3.85%
	Jeff KENDER	0	0.00%	6	5.77%	6	5.77%
	Ron LEACH	0	0.00%	9	8.65%	9	8.65%
	Tom RECKTENWALD	0	0.00%	3	2.88%	3	2.88%
	Grant T. SHORT	0	0.00%	9	8.65%	9	8.65%
	Sellus WILDER	0	0.00%	10	9.62%	10	9.62%
	Cast Votes:	0	0.00%	104	79.39%	104	79.39%
UNITED STATES REPRESENTATIVE in CONGRESS 1st Congressional District, Vote For 1							
	Tom OSBORNE	0	0.00%	79	73.15%	79	73.15%
	Samuel L. GASKINS	0	0.00%	29	26.85%	29	26.85%
	Cast Votes:	0	0.00%	108	82.44%	108	82.44%

Total Number of Voters : 6,888 of 0 = 0.00%

Precincts Reporting 51 of 51 = 100.00%

Party	Candidate	Early		Election		Total	
Precinct B009 (Ballots Cast: 137)							
UNITED STATES SENATOR, Vote For 1							
	James R. GOULD	0	0.00%	2	6.90%	2	6.90%
	Rand PAUL	0	0.00%	26	89.66%	26	89.66%
	Stephen Howard SLAUGHTER	0	0.00%	1	3.45%	1	3.45%
	Cast Votes:	0	0.00%	29	93.55%	29	93.55%
UNITED STATES REPRESENTATIVE in CONGRESS 1st Congressional District, Vote For 1							
	Mike PAPE	0	0.00%	11	35.48%	11	35.48%
	Miles A. CAUGHEY JR.	0	0.00%	1	3.23%	1	3.23%
	Jason BATTS	0	0.00%	4	12.90%	4	12.90%
	James R. COMER	0	0.00%	15	48.39%	15	48.39%
	Cast Votes:	0	0.00%	31	100.00%	31	100.00%
PRESIDENT of the UNITED STATES, Vote For 1							
	Martin J. O'MALLEY	0	0.00%	4	3.85%	4	3.85%
	Bernard "Bernie" SANDERS	0	0.00%	59	56.73%	59	56.73%
	Hillary CLINTON	0	0.00%	29	27.88%	29	27.88%
	Roque Rocky DE LA FUENTE	0	0.00%	0	0.00%	0	0.00%
	"UNCOMMITTED"	0	0.00%	12	11.54%	12	11.54%
	Cast Votes:	0	0.00%	104	98.11%	104	98.11%
UNITED STATES SENATOR, Vote For 1							
	Jim GRAY	0	0.00%	60	65.93%	60	65.93%
	Rory HOULIHAN	0	0.00%	4	4.40%	4	4.40%
	Jeff KENDER	0	0.00%	6	6.59%	6	6.59%
	Ron LEACH	0	0.00%	7	7.69%	7	7.69%
	Tom RECKTENWALD	0	0.00%	2	2.20%	2	2.20%
	Grant T. SHORT	0	0.00%	6	6.59%	6	6.59%
	Sellus WILDER	0	0.00%	6	6.59%	6	6.59%
	Cast Votes:	0	0.00%	91	85.85%	91	85.85%
UNITED STATES REPRESENTATIVE in CONGRESS 1st Congressional District, Vote For 1							
	Tom OSBORNE	0	0.00%	64	76.19%	64	76.19%
	Samuel L. GASKINS	0	0.00%	20	23.81%	20	23.81%
	Cast Votes:	0	0.00%	84	79.25%	84	79.25%

Party	Candidate	Early		Election		Total	
Precinct B010 (Ballots Cast: 82)							
UNITED STATES SENATOR, Vote For 1							
	James R. GOULD	0	0.00%	2	15.38%	2	15.38%
	Rand PAUL	0	0.00%	11	84.62%	11	84.62%
	Stephen Howard SLAUGHTER	0	0.00%	0	0.00%	0	0.00%
	Cast Votes:	0	0.00%	13	92.86%	13	92.86%
UNITED STATES REPRESENTATIVE in CONGRESS 1st Congressional District, Vote For 1							
	Mike PAPE	0	0.00%	5	35.71%	5	35.71%
	Miles A. CAUGHEY JR.	0	0.00%	2	14.29%	2	14.29%
	Jason BATTS	0	0.00%	0	0.00%	0	0.00%
	James R. COMER	0	0.00%	7	50.00%	7	50.00%
	Cast Votes:	0	0.00%	14	100.00%	14	100.00%
PRESIDENT of the UNITED STATES, Vote For 1							
	Martin J. O'MALLEY	0	0.00%	3	4.62%	3	4.62%
	Bernard "Bernie" SANDERS	0	0.00%	38	58.46%	38	58.46%
	Hillary CLINTON	0	0.00%	12	18.46%	12	18.46%
	Roque Rocky DE LA FUENTE	0	0.00%	1	1.54%	1	1.54%
	"UNCOMMITTED"	0	0.00%	11	16.92%	11	16.92%
	Cast Votes:	0	0.00%	65	95.59%	65	95.59%
UNITED STATES SENATOR, Vote For 1							
	Jim GRAY	0	0.00%	41	68.33%	41	68.33%
	Rory HOULIHAN	0	0.00%	1	1.67%	1	1.67%
	Jeff KENDER	0	0.00%	2	3.33%	2	3.33%
	Ron LEACH	0	0.00%	6	10.00%	6	10.00%
	Tom RECKTENWALD	0	0.00%	1	1.67%	1	1.67%
	Grant T. SHORT	0	0.00%	5	8.33%	5	8.33%
	Sellus WILDER	0	0.00%	4	6.67%	4	6.67%
	Cast Votes:	0	0.00%	60	88.24%	60	88.24%
UNITED STATES REPRESENTATIVE in CONGRESS 1st Congressional District, Vote For 1							
	Tom OSBORNE	0	0.00%	42	75.00%	42	75.00%
	Samuel L. GASKINS	0	0.00%	14	25.00%	14	25.00%
	Cast Votes:	0	0.00%	56	82.35%	56	82.35%

Precinct Report — Unofficial

PRESIDENTIAL PREFERENCE AND REGULAR PRIMARY — OFFICIAL BALLOT FOR HOPKINS COUNTY — May 17, 2016

05/17/2016 07:09 PM

Total Number of Voters : 6,888 of 0 = 0.00%

Precincts Reporting 51 of 51 = 100.00%

Party	Candidate	Early		Election		Total	
Precinct B011 (Ballots Cast: 133)							
UNITED STATES SENATOR, Vote For 1							
	James R. GOULD	0	0.00%	3	8.57%	3	8.57%
	Rand PAUL	0	0.00%	32	91.43%	32	91.43%
	Stephen Howard SLAUGHTER	0	0.00%	0	0.00%	0	0.00%
	Cast Votes:	0	0.00%	35	100.00%	35	100.00%
UNITED STATES REPRESENTATIVE in CONGRESS 1st Congressional District, Vote For 1							
	Mike PAPE	0	0.00%	10	30.30%	10	30.30%
	Miles A. CAUGHEY JR.	0	0.00%	2	6.06%	2	6.06%
	Jason BATTS	0	0.00%	5	15.15%	5	15.15%
	James R. COMER	0	0.00%	16	48.48%	16	48.48%
	Cast Votes:	0	0.00%	33	94.29%	33	94.29%
PRESIDENT of the UNITED STATES, Vote For 1							
	Martin J. O'MALLEY	0	0.00%	3	3.06%	3	3.06%
	Bernard "Bernie" SANDERS	0	0.00%	48	48.98%	48	48.98%
	Hillary CLINTON	0	0.00%	34	34.69%	34	34.69%
	Roque Rocky DE LA FUENTE	0	0.00%	0	0.00%	0	0.00%
	"UNCOMMITTED"	0	0.00%	13	13.27%	13	13.27%
	Cast Votes:	0	0.00%	98	100.00%	98	100.00%
UNITED STATES SENATOR, Vote For 1							
	Jim GRAY	0	0.00%	48	52.75%	48	52.75%
	Rory HOULIHAN	0	0.00%	5	5.49%	5	5.49%
	Jeff KENDER	0	0.00%	11	12.09%	11	12.09%
	Ron LEACH	0	0.00%	11	12.09%	11	12.09%
	Tom RECKTENWALD	0	0.00%	5	5.49%	5	5.49%
	Grant T. SHORT	0	0.00%	7	7.69%	7	7.69%
	Sellus WILDER	0	0.00%	4	4.40%	4	4.40%
	Cast Votes:	0	0.00%	91	92.86%	91	92.86%
UNITED STATES REPRESENTATIVE in CONGRESS 1st Congressional District, Vote For 1							
	Tom OSBORNE	0	0.00%	66	71.74%	66	71.74%
	Samuel L. GASKINS	0	0.00%	26	28.26%	26	28.26%
	Cast Votes:	0	0.00%	92	93.88%	92	93.88%

Precinct Report — Unofficial

PRESIDENTIAL PREFERENCE AND REGULAR PRIMARY — OFFICIAL BALLOT FOR HOPKINS COUNTY — May 17, 2016

05/17/2016 07:09 PM

Total Number of Voters : 6,888 of 0 = 0.00%

Precincts Reporting 51 of 51 = 100.00%

Party	Candidate	Early		Election		Total	
Precinct B012 (Ballots Cast: 125)							
UNITED STATES SENATOR, Vote For 1							
	James R. GOULD	0	0.00%	5	13.16%	5	13.16%
	Rand PAUL	0	0.00%	30	78.95%	30	78.95%
	Stephen Howard SLAUGHTER	0	0.00%	3	7.89%	3	7.89%
	Cast Votes:	0	0.00%	38	100.00%	38	100.00%
UNITED STATES REPRESENTATIVE in CONGRESS 1st Congressional District, Vote For 1							
	Mike PAPE	0	0.00%	13	35.14%	13	35.14%
	Miles A. CAUGHEY JR.	0	0.00%	0	0.00%	0	0.00%
	Jason BATTS	0	0.00%	9	24.32%	9	24.32%
	James R. COMER	0	0.00%	15	40.54%	15	40.54%
	Cast Votes:	0	0.00%	37	97.37%	37	97.37%
PRESIDENT of the UNITED STATES, Vote For 1							
	Martin J. O'MALLEY	0	0.00%	1	1.16%	1	1.16%
	Bernard "Bernie" SANDERS	0	0.00%	45	52.33%	45	52.33%
	Hillary CLINTON	0	0.00%	32	37.21%	32	37.21%
	Roque Rocky DE LA FUENTE	0	0.00%	1	1.16%	1	1.16%
	"UNCOMMITTED"	0	0.00%	7	8.14%	7	8.14%
	Cast Votes:	0	0.00%	86	98.85%	86	98.85%
UNITED STATES SENATOR, Vote For 1							
	Jim GRAY	0	0.00%	56	73.68%	56	73.68%
	Rory HOULIHAN	0	0.00%	2	2.63%	2	2.63%
	Jeff KENDER	0	0.00%	3	3.95%	3	3.95%
	Ron LEACH	0	0.00%	7	9.21%	7	9.21%
	Tom RECKTENWALD	0	0.00%	1	1.32%	1	1.32%
	Grant T. SHORT	0	0.00%	3	3.95%	3	3.95%
	Sellus WILDER	0	0.00%	4	5.26%	4	5.26%
	Cast Votes:	0	0.00%	76	87.36%	76	87.36%
UNITED STATES REPRESENTATIVE in CONGRESS 1st Congressional District, Vote For 1							
	Tom OSBORNE	0	0.00%	53	72.60%	53	72.60%
	Samuel L. GASKINS	0	0.00%	20	27.40%	20	27.40%
	Cast Votes:	0	0.00%	73	83.91%	73	83.91%

Precinct Report — Unofficial

PRESIDENTIAL PREFERENCE AND REGULAR PRIMARY — OFFICIAL BALLOT FOR HOPKINS COUNTY — May 17, 2016

05/17/2016 07:09 PM

Total Number of Voters : 6,888 of 0 = 0.00%

Precincts Reporting 51 of 51 = 100.00%

Party	Candidate	Early		Election		Total	
Precinct B013M (Ballots Cast: 82)							
UNITED STATES SENATOR, Vote For 1							
	James R. GOULD	0	0.00%	1	3.70%	1	3.70%
	Rand PAUL	0	0.00%	25	92.59%	25	92.59%
	Stephen Howard SLAUGHTER	0	0.00%	1	3.70%	1	3.70%
	Cast Votes:	0	0.00%	27	100.00%	27	100.00%
UNITED STATES REPRESENTATIVE in CONGRESS 1st Congressional District, Vote For 1							
	Mike PAPE	0	0.00%	13	48.15%	13	48.15%
	Miles A. CAUGHEY JR.	0	0.00%	0	0.00%	0	0.00%
	Jason BATTS	0	0.00%	4	14.81%	4	14.81%
	James R. COMER	0	0.00%	10	37.04%	10	37.04%
	Cast Votes:	0	0.00%	27	100.00%	27	100.00%
PRESIDENT of the UNITED STATES, Vote For 1							
	Martin J. O'MALLEY	0	0.00%	0	0.00%	0	0.00%
	Bernard "Bernie" SANDERS	0	0.00%	34	61.82%	34	61.82%
	Hillary CLINTON	0	0.00%	13	23.64%	13	23.64%
	Roque Rocky DE LA FUENTE	0	0.00%	0	0.00%	0	0.00%
	"UNCOMMITTED"	0	0.00%	8	14.55%	8	14.55%
	Cast Votes:	0	0.00%	55	100.00%	55	100.00%
UNITED STATES SENATOR, Vote For 1							
	Jim GRAY	0	0.00%	32	68.09%	32	68.09%
	Rory HOULIHAN	0	0.00%	2	4.26%	2	4.26%
	Jeff KENDER	0	0.00%	2	4.26%	2	4.26%
	Ron LEACH	0	0.00%	4	8.51%	4	8.51%
	Tom RECKTENWALD	0	0.00%	2	4.26%	2	4.26%
	Grant T. SHORT	0	0.00%	2	4.26%	2	4.26%
	Sellus WILDER	0	0.00%	3	6.38%	3	6.38%
	Cast Votes:	0	0.00%	47	85.45%	47	85.45%
UNITED STATES REPRESENTATIVE in CONGRESS 1st Congressional District, Vote For 1							
	Tom OSBORNE	0	0.00%	26	61.90%	26	61.90%
	Samuel L. GASKINS	0	0.00%	16	38.10%	16	38.10%
	Cast Votes:	0	0.00%	42	76.36%	42	76.36%

Precinct Report — Unofficial

PRESIDENTIAL PREFERENCE AND REGULAR PRIMARY — OFFICIAL BALLOT FOR HOPKINS COUNTY — May 17, 2016

05/17/2016 07:09 PM

Total Number of Voters : 6,888 of 0 = 0.00%

Precincts Reporting 51 of 51 = 100.00%

Party	Candidate	Early		Election		Total	
Precinct B014M (Ballots Cast: 124)							
UNITED STATES SENATOR, Vote For 1							
	James R. GOULD	0	0.00%	3	13.04%	3	13.04%
	Rand PAUL	0	0.00%	20	86.96%	20	86.96%
	Stephen Howard SLAUGHTER	0	0.00%	0	0.00%	0	0.00%
	Cast Votes:	0	0.00%	23	100.00%	23	100.00%
UNITED STATES REPRESENTATIVE in CONGRESS 1st Congressional District, Vote For 1							
	Mike PAPE	0	0.00%	12	52.17%	12	52.17%
	Miles A. CAUGHEY JR.	0	0.00%	1	4.35%	1	4.35%
	Jason BATTS	0	0.00%	2	8.70%	2	8.70%
	James R. COMER	0	0.00%	8	34.78%	8	34.78%
	Cast Votes:	0	0.00%	23	100.00%	23	100.00%
PRESIDENT of the UNITED STATES, Vote For 1							
	Martin J. O'MALLEY	0	0.00%	1	0.99%	1	0.99%
	Bernard "Bernie" SANDERS	0	0.00%	54	53.47%	54	53.47%
	Hillary CLINTON	0	0.00%	37	36.63%	37	36.63%
	Roque Rocky DE LA FUENTE	0	0.00%	0	0.00%	0	0.00%
	"UNCOMMITTED"	0	0.00%	9	8.91%	9	8.91%
	Cast Votes:	0	0.00%	101	100.00%	101	100.00%
UNITED STATES SENATOR, Vote For 1							
	Jim GRAY	0	0.00%	41	44.57%	41	44.57%
	Rory HOULIHAN	0	0.00%	9	9.78%	9	9.78%
	Jeff KENDER	0	0.00%	10	10.87%	10	10.87%
	Ron LEACH	0	0.00%	12	13.04%	12	13.04%
	Tom RECKTENWALD	0	0.00%	2	2.17%	2	2.17%
	Grant T. SHORT	0	0.00%	3	3.26%	3	3.26%
	Sellus WILDER	0	0.00%	15	16.30%	15	16.30%
	Cast Votes:	0	0.00%	92	91.09%	92	91.09%
UNITED STATES REPRESENTATIVE in CONGRESS 1st Congressional District, Vote For 1							
	Tom OSBORNE	0	0.00%	61	67.78%	61	67.78%
	Samuel L. GASKINS	0	0.00%	29	32.22%	29	32.22%
	Cast Votes:	0	0.00%	90	89.11%	90	89.11%
CITY COUNCIL City of Madisonville Ward 3, Vote For 1							
	James C. DANIELS	0	0.00%	50	71.43%	50	71.43%
	Raymond MARION JR.	0	0.00%	20	28.57%	20	28.57%
	Cast Votes:	0	0.00%	70	97.22%	70	97.22%

Total Number of Voters : 6,888 of 0 = 0.00%

Precincts Reporting 51 of 51 = 100.00%

Party	Candidate	Early		Election		Total	
Precinct B015E (Ballots Cast: 111)							
UNITED STATES SENATOR, Vote For 1							
	James R. GOULD	0	0.00%	5	33.33%	5	33.33%
	Rand PAUL	0	0.00%	9	60.00%	9	60.00%
	Stephen Howard SLAUGHTER	0	0.00%	1	6.67%	1	6.67%
	Cast Votes:	0	0.00%	15	100.00%	15	100.00%
UNITED STATES REPRESENTATIVE in CONGRESS 1st Congressional District, Vote For 1							
	Mike PAPE	0	0.00%	4	28.57%	4	28.57%
	Miles A. CAUGHEY JR.	0	0.00%	3	21.43%	3	21.43%
	Jason BATTS	0	0.00%	1	7.14%	1	7.14%
	James R. COMER	0	0.00%	6	42.86%	6	42.86%
	Cast Votes:	0	0.00%	14	93.33%	14	93.33%
PRESIDENT of the UNITED STATES, Vote For 1							
	Martin J. O'MALLEY	0	0.00%	2	2.11%	2	2.11%
	Bernard "Bernie" SANDERS	0	0.00%	41	43.16%	41	43.16%
	Hillary CLINTON	0	0.00%	40	42.11%	40	42.11%
	Roque Rocky DE LA FUENTE	0	0.00%	0	0.00%	0	0.00%
	"UNCOMMITTED"	0	0.00%	12	12.63%	12	12.63%
	Cast Votes:	0	0.00%	95	98.96%	95	98.96%
UNITED STATES SENATOR, Vote For 1							
	Jim GRAY	0	0.00%	47	55.29%	47	55.29%
	Rory HOULIHAN	0	0.00%	4	4.71%	4	4.71%
	Jeff KENDER	0	0.00%	4	4.71%	4	4.71%
	Ron LEACH	0	0.00%	13	15.29%	13	15.29%
	Tom RECKTENWALD	0	0.00%	3	3.53%	3	3.53%
	Grant T. SHORT	0	0.00%	7	8.24%	7	8.24%
	Sellus WILDER	0	0.00%	7	8.24%	7	8.24%
	Cast Votes:	0	0.00%	85	88.54%	85	88.54%
UNITED STATES REPRESENTATIVE in CONGRESS 1st Congressional District, Vote For 1							
	Tom OSBORNE	0	0.00%	56	68.29%	56	68.29%
	Samuel L. GASKINS	0	0.00%	26	31.71%	26	31.71%
	Cast Votes:	0	0.00%	82	85.42%	82	85.42%

Total Number of Voters : 6,888 of 0 = 0.00%

Precincts Reporting 51 of 51 = 100.00%

Party	Candidate	Early		Election		Total	
Precinct C016 (Ballots Cast: 202)							
UNITED STATES SENATOR, Vote For 1							
	James R. GOULD	0	0.00%	5	10.20%	5	10.20%
	Rand PAUL	0	0.00%	44	89.80%	44	89.80%
	Stephen Howard SLAUGHTER	0	0.00%	0	0.00%	0	0.00%
	Cast Votes:	0	0.00%	49	100.00%	49	100.00%
UNITED STATES REPRESENTATIVE in CONGRESS 1st Congressional District, Vote For 1							
	Mike PAPE	0	0.00%	20	41.67%	20	41.67%
	Miles A. CAUGHEY JR.	0	0.00%	1	2.08%	1	2.08%
	Jason BATTS	0	0.00%	5	10.42%	5	10.42%
	James R. COMER	0	0.00%	22	45.83%	22	45.83%
	Cast Votes:	0	0.00%	48	97.96%	48	97.96%
PRESIDENT of the UNITED STATES, Vote For 1							
	Martin J. O'MALLEY	0	0.00%	3	1.97%	3	1.97%
	Bernard "Bernie" SANDERS	0	0.00%	85	55.92%	85	55.92%
	Hillary CLINTON	0	0.00%	45	29.61%	45	29.61%
	Roque Rocky DE LA FUENTE	0	0.00%	1	0.66%	1	0.66%
	"UNCOMMITTED"	0	0.00%	18	11.84%	18	11.84%
	Cast Votes:	0	0.00%	152	99.35%	152	99.35%
UNITED STATES SENATOR, Vote For 1							
	Jim GRAY	0	0.00%	89	74.17%	89	74.17%
	Rory HOULIHAN	0	0.00%	0	0.00%	0	0.00%
	Jeff KENDER	0	0.00%	2	1.67%	2	1.67%
	Ron LEACH	0	0.00%	13	10.83%	13	10.83%
	Tom RECKTENWALD	0	0.00%	2	1.67%	2	1.67%
	Grant T. SHORT	0	0.00%	9	7.50%	9	7.50%
	Sellus WILDER	0	0.00%	5	4.17%	5	4.17%
	Cast Votes:	0	0.00%	120	78.43%	120	78.43%
UNITED STATES REPRESENTATIVE in CONGRESS 1st Congressional District, Vote For 1							
	Tom OSBORNE	0	0.00%	91	79.13%	91	79.13%
	Samuel L. GASKINS	0	0.00%	24	20.87%	24	20.87%
	Cast Votes:	0	0.00%	115	75.16%	115	75.16%

Precinct Report — Unofficial

PRESIDENTIAL PREFERENCE AND REGULAR PRIMARY — OFFICIAL BALLOT FOR HOPKINS COUNTY — May 17, 2016

05/17/2016 07:09 PM

Total Number of Voters : 6,888 of 0 = 0.00%

Precincts Reporting 51 of 51 = 100.00%

Party	Candidate	Early		Election		Total	
Precinct C017 (Ballots Cast: 174)							
UNITED STATES SENATOR, Vote For 1							
	James R. GOULD	0	0.00%	1	2.63%	1	2.63%
	Rand PAUL	0	0.00%	37	97.37%	37	97.37%
	Stephen Howard SLAUGHTER	0	0.00%	0	0.00%	0	0.00%
	Cast Votes:	0	0.00%	38	100.00%	38	100.00%
UNITED STATES REPRESENTATIVE in CONGRESS 1st Congressional District, Vote For 1							
	Mike PAPE	0	0.00%	15	40.54%	15	40.54%
	Miles A. CAUGHEY JR.	0	0.00%	0	0.00%	0	0.00%
	Jason BATTS	0	0.00%	3	8.11%	3	8.11%
	James R. COMER	0	0.00%	19	51.35%	19	51.35%
	Cast Votes:	0	0.00%	37	97.37%	37	97.37%
PRESIDENT of the UNITED STATES, Vote For 1							
	Martin J. O'MALLEY	0	0.00%	2	1.47%	2	1.47%
	Bernard "Bernie" SANDERS	0	0.00%	81	59.56%	81	59.56%
	Hillary CLINTON	0	0.00%	38	27.94%	38	27.94%
	Roque Rocky DE LA FUENTE	0	0.00%	0	0.00%	0	0.00%
	"UNCOMMITTED"	0	0.00%	15	11.03%	15	11.03%
	Cast Votes:	0	0.00%	136	100.00%	136	100.00%
UNITED STATES SENATOR, Vote For 1							
	Jim GRAY	0	0.00%	79	66.95%	79	66.95%
	Rory HOULIHAN	0	0.00%	5	4.24%	5	4.24%
	Jeff KENDER	0	0.00%	6	5.08%	6	5.08%
	Ron LEACH	0	0.00%	11	9.32%	11	9.32%
	Tom RECKTENWALD	0	0.00%	4	3.39%	4	3.39%
	Grant T. SHORT	0	0.00%	7	5.93%	7	5.93%
	Sellus WILDER	0	0.00%	6	5.08%	6	5.08%
	Cast Votes:	0	0.00%	118	86.76%	118	86.76%
UNITED STATES REPRESENTATIVE in CONGRESS 1st Congressional District, Vote For 1							
	Tom OSBORNE	0	0.00%	78	72.90%	78	72.90%
	Samuel L. GASKINS	0	0.00%	29	27.10%	29	27.10%
	Cast Votes:	0	0.00%	107	78.68%	107	78.68%

Party	Candidate	Early		Election		Total	
Precinct C018 (Ballots Cast: 211)							
UNITED STATES SENATOR, Vote For 1							
	James R. GOULD	0	0.00%	5	7.81%	5	7.81%
	Rand PAUL	0	0.00%	55	85.94%	55	85.94%
	Stephen Howard SLAUGHTER	0	0.00%	4	6.25%	4	6.25%
	Cast Votes:	0	0.00%	64	96.97%	64	96.97%
UNITED STATES REPRESENTATIVE in CONGRESS 1st Congressional District, Vote For 1							
	Mike PAPE	0	0.00%	34	51.52%	34	51.52%
	Miles A. CAUGHEY JR.	0	0.00%	1	1.52%	1	1.52%
	Jason BATTS	0	0.00%	8	12.12%	8	12.12%
	James R. COMER	0	0.00%	23	34.85%	23	34.85%
	Cast Votes:	0	0.00%	66	100.00%	66	100.00%
PRESIDENT of the UNITED STATES, Vote For 1							
	Martin J. O'MALLEY	0	0.00%	1	0.69%	1	0.69%
	Bernard "Bernie" SANDERS	0	0.00%	98	68.06%	98	68.06%
	Hillary CLINTON	0	0.00%	29	20.14%	29	20.14%
	Roque Rocky DE LA FUENTE	0	0.00%	1	0.69%	1	0.69%
	"UNCOMMITTED"	0	0.00%	15	10.42%	15	10.42%
	Cast Votes:	0	0.00%	144	99.31%	144	99.31%
UNITED STATES SENATOR, Vote For 1							
	Jim GRAY	0	0.00%	76	62.30%	76	62.30%
	Rory HOULIHAN	0	0.00%	7	5.74%	7	5.74%
	Jeff KENDER	0	0.00%	8	6.56%	8	6.56%
	Ron LEACH	0	0.00%	15	12.30%	15	12.30%
	Tom RECKTENWALD	0	0.00%	2	1.64%	2	1.64%
	Grant T. SHORT	0	0.00%	3	2.46%	3	2.46%
	Sellus WILDER	0	0.00%	11	9.02%	11	9.02%
	Cast Votes:	0	0.00%	122	84.14%	122	84.14%
UNITED STATES REPRESENTATIVE in CONGRESS 1st Congressional District, Vote For 1							
	Tom OSBORNE	0	0.00%	89	74.17%	89	74.17%
	Samuel L. GASKINS	0	0.00%	31	25.83%	31	25.83%
	Cast Votes:	0	0.00%	120	82.76%	120	82.76%

Total Number of Voters : 6,888 of 0 = 0.00%

Precincts Reporting 51 of 51 = 100.00%

Party	Candidate	Early		Election		Total	
Precinct C019M (Ballots Cast: 160)							
UNITED STATES SENATOR, Vote For 1							
	James R. GOULD	0	0.00%	5	9.80%	5	9.80%
	Rand PAUL	0	0.00%	44	86.27%	44	86.27%
	Stephen Howard SLAUGHTER	0	0.00%	2	3.92%	2	3.92%
	Cast Votes:	0	0.00%	51	100.00%	51	100.00%
UNITED STATES REPRESENTATIVE in CONGRESS 1st Congressional District, Vote For 1							
	Mike PAPE	0	0.00%	17	35.42%	17	35.42%
	Miles A. CAUGHEY JR.	0	0.00%	2	4.17%	2	4.17%
	Jason BATTS	0	0.00%	12	25.00%	12	25.00%
	James R. COMER	0	0.00%	17	35.42%	17	35.42%
	Cast Votes:	0	0.00%	48	94.12%	48	94.12%
PRESIDENT of the UNITED STATES, Vote For 1							
	Martin J. O'MALLEY	0	0.00%	0	0.00%	0	0.00%
	Bernard "Bernie" SANDERS	0	0.00%	51	47.22%	51	47.22%
	Hillary CLINTON	0	0.00%	37	34.26%	37	34.26%
	Roque Rocky DE LA FUENTE	0	0.00%	3	2.78%	3	2.78%
	"UNCOMMITTED"	0	0.00%	17	15.74%	17	15.74%
	Cast Votes:	0	0.00%	108	99.08%	108	99.08%
UNITED STATES SENATOR, Vote For 1							
	Jim GRAY	0	0.00%	55	56.70%	55	56.70%
	Rory HOULIHAN	0	0.00%	5	5.15%	5	5.15%
	Jeff KENDER	0	0.00%	2	2.06%	2	2.06%
	Ron LEACH	0	0.00%	18	18.56%	18	18.56%
	Tom RECKTENWALD	0	0.00%	0	0.00%	0	0.00%
	Grant T. SHORT	0	0.00%	3	3.09%	3	3.09%
	Sellus WILDER	0	0.00%	14	14.43%	14	14.43%
	Cast Votes:	0	0.00%	97	88.99%	97	88.99%
UNITED STATES REPRESENTATIVE in CONGRESS 1st Congressional District, Vote For 1							
	Tom OSBORNE	0	0.00%	61	62.89%	61	62.89%
	Samuel L. GASKINS	0	0.00%	36	37.11%	36	37.11%
	Cast Votes:	0	0.00%	97	88.99%	97	88.99%

Precinct Report — Unofficial

PRESIDENTIAL PREFERENCE AND REGULAR PRIMARY — OFFICIAL BALLOT FOR HOPKINS COUNTY — May 17, 2016

05/17/2016 07:09 PM

Total Number of Voters : 6,888 of 0 = 0.00%

Precincts Reporting 51 of 51 = 100.00%

Party	Candidate	Early		Election		Total	
Precinct C020M (Ballots Cast: 91)							
UNITED STATES SENATOR, Vote For 1							
	James R. GOULD	0	0.00%	3	11.54%	3	11.54%
	Rand PAUL	0	0.00%	20	76.92%	20	76.92%
	Stephen Howard SLAUGHTER	0	0.00%	3	11.54%	3	11.54%
	Cast Votes:	0	0.00%	26	96.30%	26	96.30%
UNITED STATES REPRESENTATIVE in CONGRESS 1st Congressional District, Vote For 1							
	Mike PAPE	0	0.00%	7	25.93%	7	25.93%
	Miles A. CAUGHEY JR.	0	0.00%	1	3.70%	1	3.70%
	Jason BATTS	0	0.00%	3	11.11%	3	11.11%
	James R. COMER	0	0.00%	16	59.26%	16	59.26%
	Cast Votes:	0	0.00%	27	100.00%	27	100.00%
PRESIDENT of the UNITED STATES, Vote For 1							
	Martin J. O'MALLEY	0	0.00%	1	1.56%	1	1.56%
	Bernard "Bernie" SANDERS	0	0.00%	27	42.19%	27	42.19%
	Hillary CLINTON	0	0.00%	21	32.81%	21	32.81%
	Roque Rocky DE LA FUENTE	0	0.00%	0	0.00%	0	0.00%
	"UNCOMMITTED"	0	0.00%	15	23.44%	15	23.44%
	Cast Votes:	0	0.00%	64	100.00%	64	100.00%
UNITED STATES SENATOR, Vote For 1							
	Jim GRAY	0	0.00%	38	62.30%	38	62.30%
	Rory HOULIHAN	0	0.00%	3	4.92%	3	4.92%
	Jeff KENDER	0	0.00%	2	3.28%	2	3.28%
	Ron LEACH	0	0.00%	7	11.48%	7	11.48%
	Tom RECKTENWALD	0	0.00%	0	0.00%	0	0.00%
	Grant T. SHORT	0	0.00%	4	6.56%	4	6.56%
	Sellus WILDER	0	0.00%	7	11.48%	7	11.48%
	Cast Votes:	0	0.00%	61	95.31%	61	95.31%
UNITED STATES REPRESENTATIVE in CONGRESS 1st Congressional District, Vote For 1							
	Tom OSBORNE	0	0.00%	50	83.33%	50	83.33%
	Samuel L. GASKINS	0	0.00%	10	16.67%	10	16.67%
	Cast Votes:	0	0.00%	60	93.75%	60	93.75%
CITY COUNCIL City of Madisonville Ward 3, Vote For 1							
	James C. DANIELS	0	0.00%	3	42.86%	3	42.86%
	Raymond MARION JR.	0	0.00%	4	57.14%	4	57.14%
	Cast Votes:	0	0.00%	7	100.00%	7	100.00%

Precinct Report — Unofficial

PRESIDENTIAL PREFERENCE AND REGULAR PRIMARY — OFFICIAL BALLOT FOR HOPKINS COUNTY — May 17, 2016

05/17/2016 07:09 PM

Total Number of Voters : 6,888 of 0 = 0.00%

Precincts Reporting 51 of 51 = 100.00%

Party	Candidate	Early		Election		Total	
Precinct C021M (Ballots Cast: 188)							
UNITED STATES SENATOR, Vote For 1							
	James R. GOULD	0	0.00%	1	1.89%	1	1.89%
	Rand PAUL	0	0.00%	52	98.11%	52	98.11%
	Stephen Howard SLAUGHTER	0	0.00%	0	0.00%	0	0.00%
	Cast Votes:	0	0.00%	53	100.00%	53	100.00%
UNITED STATES REPRESENTATIVE in CONGRESS 1st Congressional District, Vote For 1							
	Mike PAPE	0	0.00%	12	22.64%	12	22.64%
	Miles A. CAUGHEY JR.	0	0.00%	1	1.89%	1	1.89%
	Jason BATTS	0	0.00%	24	45.28%	24	45.28%
	James R. COMER	0	0.00%	16	30.19%	16	30.19%
	Cast Votes:	0	0.00%	53	100.00%	53	100.00%
PRESIDENT of the UNITED STATES, Vote For 1							
	Martin J. O'MALLEY	0	0.00%	2	1.50%	2	1.50%
	Bernard "Bernie" SANDERS	0	0.00%	73	54.89%	73	54.89%
	Hillary CLINTON	0	0.00%	41	30.83%	41	30.83%
	Roque Rocky DE LA FUENTE	0	0.00%	1	0.75%	1	0.75%
	"UNCOMMITTED"	0	0.00%	16	12.03%	16	12.03%
	Cast Votes:	0	0.00%	133	98.52%	133	98.52%
UNITED STATES SENATOR, Vote For 1							
	Jim GRAY	0	0.00%	72	60.00%	72	60.00%
	Rory HOULIHAN	0	0.00%	3	2.50%	3	2.50%
	Jeff KENDER	0	0.00%	4	3.33%	4	3.33%
	Ron LEACH	0	0.00%	18	15.00%	18	15.00%
	Tom RECKTENWALD	0	0.00%	3	2.50%	3	2.50%
	Grant T. SHORT	0	0.00%	2	1.67%	2	1.67%
	Sellus WILDER	0	0.00%	18	15.00%	18	15.00%
	Cast Votes:	0	0.00%	120	88.89%	120	88.89%
UNITED STATES REPRESENTATIVE in CONGRESS 1st Congressional District, Vote For 1							
	Tom OSBORNE	0	0.00%	84	75.00%	84	75.00%
	Samuel L. GASKINS	0	0.00%	28	25.00%	28	25.00%
	Cast Votes:	0	0.00%	112	82.96%	112	82.96%

Precinct Report — Unofficial

PRESIDENTIAL PREFERENCE AND REGULAR PRIMARY — OFFICIAL BALLOT FOR HOPKINS COUNTY — May 17, 2016

05/17/2016 07:09 PM

Total Number of Voters : 6,888 of 0 = 0.00%

Precincts Reporting 51 of 51 = 100.00%

Party	Candidate	Early		Election		Total	
Precinct C022M (Ballots Cast: 131)							
UNITED STATES SENATOR, Vote For 1							
	James R. GOULD	0	0.00%	0	0.00%	0	0.00%
	Rand PAUL	0	0.00%	14	87.50%	14	87.50%
	Stephen Howard SLAUGHTER	0	0.00%	2	12.50%	2	12.50%
	Cast Votes:	0	0.00%	16	100.00%	16	100.00%
UNITED STATES REPRESENTATIVE in CONGRESS 1st Congressional District, Vote For 1							
	Mike PAPE	0	0.00%	5	33.33%	5	33.33%
	Miles A. CAUGHEY JR.	0	0.00%	1	6.67%	1	6.67%
	Jason BATTS	0	0.00%	4	26.67%	4	26.67%
	James R. COMER	0	0.00%	5	33.33%	5	33.33%
	Cast Votes:	0	0.00%	15	93.75%	15	93.75%
PRESIDENT of the UNITED STATES, Vote For 1							
	Martin J. O'MALLEY	0	0.00%	1	0.87%	1	0.87%
	Bernard "Bernie" SANDERS	0	0.00%	41	35.65%	41	35.65%
	Hillary CLINTON	0	0.00%	68	59.13%	68	59.13%
	Roque Rocky DE LA FUENTE	0	0.00%	0	0.00%	0	0.00%
	"UNCOMMITTED"	0	0.00%	5	4.35%	5	4.35%
	Cast Votes:	0	0.00%	115	100.00%	115	100.00%
UNITED STATES SENATOR, Vote For 1							
	Jim GRAY	0	0.00%	60	65.93%	60	65.93%
	Rory HOULIHAN	0	0.00%	3	3.30%	3	3.30%
	Jeff KENDER	0	0.00%	8	8.79%	8	8.79%
	Ron LEACH	0	0.00%	12	13.19%	12	13.19%
	Tom RECKTENWALD	0	0.00%	2	2.20%	2	2.20%
	Grant T. SHORT	0	0.00%	3	3.30%	3	3.30%
	Sellus WILDER	0	0.00%	3	3.30%	3	3.30%
	Cast Votes:	0	0.00%	91	79.13%	91	79.13%
UNITED STATES REPRESENTATIVE in CONGRESS 1st Congressional District, Vote For 1							
	Tom OSBORNE	0	0.00%	62	74.70%	62	74.70%
	Samuel L. GASKINS	0	0.00%	21	25.30%	21	25.30%
	Cast Votes:	0	0.00%	83	72.17%	83	72.17%
CITY COUNCIL City of Madisonville Ward 3, Vote For 1							
	James C. DANIELS	0	0.00%	45	44.12%	45	44.12%
	Raymond MARION JR.	0	0.00%	57	55.88%	57	55.88%
	Cast Votes:	0	0.00%	102	88.70%	102	88.70%

Precinct Report — Unofficial

PRESIDENTIAL PREFERENCE AND REGULAR PRIMARY — OFFICIAL BALLOT FOR HOPKINS COUNTY — May 17, 2016

05/17/2016 07:09 PM

Total Number of Voters : 6,888 of 0 = 0.00%

Precincts Reporting 51 of 51 = 100.00%

Party	Candidate	Early		Election		Total	
Precinct D023 (Ballots Cast: 219)							
UNITED STATES SENATOR, Vote For 1							
	James R. GOULD	0	0.00%	3	4.48%	3	4.48%
	Rand PAUL	0	0.00%	64	95.52%	64	95.52%
	Stephen Howard SLAUGHTER	0	0.00%	0	0.00%	0	0.00%
	Cast Votes:	0	0.00%	67	98.53%	67	98.53%
UNITED STATES REPRESENTATIVE in CONGRESS 1st Congressional District, Vote For 1							
	Mike PAPE	0	0.00%	22	32.84%	22	32.84%
	Miles A. CAUGHEY JR.	0	0.00%	1	1.49%	1	1.49%
	Jason BATTS	0	0.00%	11	16.42%	11	16.42%
	James R. COMER	0	0.00%	33	49.25%	33	49.25%
	Cast Votes:	0	0.00%	67	98.53%	67	98.53%
PRESIDENT of the UNITED STATES, Vote For 1							
	Martin J. O'MALLEY	0	0.00%	4	2.65%	4	2.65%
	Bernard "Bernie" SANDERS	0	0.00%	84	55.63%	84	55.63%
	Hillary CLINTON	0	0.00%	43	28.48%	43	28.48%
	Roque Rocky DE LA FUENTE	0	0.00%	0	0.00%	0	0.00%
	"UNCOMMITTED"	0	0.00%	20	13.25%	20	13.25%
	Cast Votes:	0	0.00%	151	100.00%	151	100.00%
UNITED STATES SENATOR, Vote For 1							
	Jim GRAY	0	0.00%	74	56.06%	74	56.06%
	Rory HOULIHAN	0	0.00%	5	3.79%	5	3.79%
	Jeff KENDER	0	0.00%	8	6.06%	8	6.06%
	Ron LEACH	0	0.00%	23	17.42%	23	17.42%
	Tom RECKTENWALD	0	0.00%	2	1.52%	2	1.52%
	Grant T. SHORT	0	0.00%	8	6.06%	8	6.06%
	Sellus WILDER	0	0.00%	12	9.09%	12	9.09%
	Cast Votes:	0	0.00%	132	87.42%	132	87.42%
UNITED STATES REPRESENTATIVE in CONGRESS 1st Congressional District, Vote For 1							
	Tom OSBORNE	0	0.00%	79	62.70%	79	62.70%
	Samuel L. GASKINS	0	0.00%	47	37.30%	47	37.30%
	Cast Votes:	0	0.00%	126	83.44%	126	83.44%

Precinct Report — Unofficial

PRESIDENTIAL PREFERENCE AND REGULAR PRIMARY — OFFICIAL BALLOT FOR HOPKINS COUNTY — May 17, 2016

05/17/2016 07:09 PM

Total Number of Voters : 6,888 of 0 = 0.00%

Precincts Reporting 51 of 51 = 100.00%

Party	Candidate	Early		Election		Total	
Precinct D024 (Ballots Cast: 188)							
UNITED STATES SENATOR, Vote For 1							
	James R. GOULD	0	0.00%	2	3.70%	2	3.70%
	Rand PAUL	0	0.00%	51	94.44%	51	94.44%
	Stephen Howard SLAUGHTER	0	0.00%	1	1.85%	1	1.85%
	Cast Votes:	0	0.00%	54	100.00%	54	100.00%
UNITED STATES REPRESENTATIVE in CONGRESS 1st Congressional District, Vote For 1							
	Mike PAPE	0	0.00%	10	18.87%	10	18.87%
	Miles A. CAUGHEY JR.	0	0.00%	0	0.00%	0	0.00%
	Jason BATTS	0	0.00%	14	26.42%	14	26.42%
	James R. COMER	0	0.00%	29	54.72%	29	54.72%
	Cast Votes:	0	0.00%	53	98.15%	53	98.15%
PRESIDENT of the UNITED STATES, Vote For 1							
	Martin J. O'MALLEY	0	0.00%	6	4.55%	6	4.55%
	Bernard "Bernie" SANDERS	0	0.00%	65	49.24%	65	49.24%
	Hillary CLINTON	0	0.00%	41	31.06%	41	31.06%
	Roque Rocky DE LA FUENTE	0	0.00%	1	0.76%	1	0.76%
	"UNCOMMITTED"	0	0.00%	19	14.39%	19	14.39%
	Cast Votes:	0	0.00%	132	98.51%	132	98.51%
UNITED STATES SENATOR, Vote For 1							
	Jim GRAY	0	0.00%	65	59.09%	65	59.09%
	Rory HOULIHAN	0	0.00%	6	5.45%	6	5.45%
	Jeff KENDER	0	0.00%	12	10.91%	12	10.91%
	Ron LEACH	0	0.00%	16	14.55%	16	14.55%
	Tom RECKTENWALD	0	0.00%	1	0.91%	1	0.91%
	Grant T. SHORT	0	0.00%	7	6.36%	7	6.36%
	Sellus WILDER	0	0.00%	3	2.73%	3	2.73%
	Cast Votes:	0	0.00%	110	82.09%	110	82.09%
UNITED STATES REPRESENTATIVE in CONGRESS 1st Congressional District, Vote For 1							
	Tom OSBORNE	0	0.00%	74	71.15%	74	71.15%
	Samuel L. GASKINS	0	0.00%	30	28.85%	30	28.85%
	Cast Votes:	0	0.00%	104	77.61%	104	77.61%

Precinct Report — Unofficial

PRESIDENTIAL PREFERENCE AND REGULAR PRIMARY — OFFICIAL BALLOT FOR HOPKINS COUNTY — May 17, 2016

05/17/2016 07:09 PM

Total Number of Voters : 6,888 of 0 = 0.00%

Precincts Reporting 51 of 51 = 100.00%

Party	Candidate	Early		Election		Total	
Precinct D025M (Ballots Cast: 135)							
UNITED STATES SENATOR, Vote For 1							
	James R. GOULD	0	0.00%	3	17.65%	3	17.65%
	Rand PAUL	0	0.00%	12	70.59%	12	70.59%
	Stephen Howard SLAUGHTER	0	0.00%	2	11.76%	2	11.76%
	Cast Votes:	0	0.00%	17	100.00%	17	100.00%
UNITED STATES REPRESENTATIVE in CONGRESS 1st Congressional District, Vote For 1							
	Mike PAPE	0	0.00%	8	47.06%	8	47.06%
	Miles A. CAUGHEY JR.	0	0.00%	0	0.00%	0	0.00%
	Jason BATTS	0	0.00%	4	23.53%	4	23.53%
	James R. COMER	0	0.00%	5	29.41%	5	29.41%
	Cast Votes:	0	0.00%	17	100.00%	17	100.00%
PRESIDENT of the UNITED STATES, Vote For 1							
	Martin J. O'MALLEY	0	0.00%	2	1.69%	2	1.69%
	Bernard "Bernie" SANDERS	0	0.00%	52	44.07%	52	44.07%
	Hillary CLINTON	0	0.00%	53	44.92%	53	44.92%
	Roque Rocky DE LA FUENTE	0	0.00%	1	0.85%	1	0.85%
	"UNCOMMITTED"	0	0.00%	10	8.47%	10	8.47%
	Cast Votes:	0	0.00%	118	100.00%	118	100.00%
UNITED STATES SENATOR, Vote For 1							
	Jim GRAY	0	0.00%	46	42.59%	46	42.59%
	Rory HOULIHAN	0	0.00%	5	4.63%	5	4.63%
	Jeff KENDER	0	0.00%	10	9.26%	10	9.26%
	Ron LEACH	0	0.00%	20	18.52%	20	18.52%
	Tom RECKTENWALD	0	0.00%	4	3.70%	4	3.70%
	Grant T. SHORT	0	0.00%	15	13.89%	15	13.89%
	Sellus WILDER	0	0.00%	8	7.41%	8	7.41%
	Cast Votes:	0	0.00%	108	91.53%	108	91.53%
UNITED STATES REPRESENTATIVE in CONGRESS 1st Congressional District, Vote For 1							
	Tom OSBORNE	0	0.00%	62	61.39%	62	61.39%
	Samuel L. GASKINS	0	0.00%	39	38.61%	39	38.61%
	Cast Votes:	0	0.00%	101	85.59%	101	85.59%
CITY COUNCIL City of Madisonville Ward 1, Vote For 1							
	Susan Dorris HOUCK	0	0.00%	52	54.17%	52	54.17%
	David C. OAKLEY	0	0.00%	44	45.83%	44	45.83%
	Cast Votes:	0	0.00%	96	97.96%	96	97.96%
CITY COUNCIL City of Madisonville Ward 3, Vote For 1							
	James C. DANIELS	0	0.00%	10	50.00%	10	50.00%
	Raymond MARION JR.	0	0.00%	10	50.00%	10	50.00%
	Cast Votes:	0	0.00%	20	100.00%	20	100.00%

Precinct Report — Unofficial

PRESIDENTIAL PREFERENCE AND REGULAR PRIMARY — OFFICIAL BALLOT FOR HOPKINS COUNTY — May 17, 2016

05/17/2016 07:09 PM

Total Number of Voters : 6,888 of 0 = 0.00%

Precincts Reporting 51 of 51 = 100.00%

Party	Candidate	Early		Election		Total	
Precinct D026 (Ballots Cast: 77)							
UNITED STATES SENATOR, Vote For 1							
	James R. GOULD	0	0.00%	1	3.70%	1	3.70%
	Rand PAUL	0	0.00%	24	88.89%	24	88.89%
	Stephen Howard SLAUGHTER	0	0.00%	2	7.41%	2	7.41%
	Cast Votes:	0	0.00%	27	96.43%	27	96.43%
UNITED STATES REPRESENTATIVE in CONGRESS 1st Congressional District, Vote For 1							
	Mike PAPE	0	0.00%	6	21.43%	6	21.43%
	Miles A. CAUGHEY JR.	0	0.00%	0	0.00%	0	0.00%
	Jason BATTS	0	0.00%	4	14.29%	4	14.29%
	James R. COMER	0	0.00%	18	64.29%	18	64.29%
	Cast Votes:	0	0.00%	28	100.00%	28	100.00%
PRESIDENT of the UNITED STATES, Vote For 1							
	Martin J. O'MALLEY	0	0.00%	3	6.38%	3	6.38%
	Bernard "Bernie" SANDERS	0	0.00%	25	53.19%	25	53.19%
	Hillary CLINTON	0	0.00%	11	23.40%	11	23.40%
	Roque Rocky DE LA FUENTE	0	0.00%	0	0.00%	0	0.00%
	"UNCOMMITTED"	0	0.00%	8	17.02%	8	17.02%
	Cast Votes:	0	0.00%	47	95.92%	47	95.92%
UNITED STATES SENATOR, Vote For 1							
	Jim GRAY	0	0.00%	16	42.11%	16	42.11%
	Rory HOULIHAN	0	0.00%	2	5.26%	2	5.26%
	Jeff KENDER	0	0.00%	5	13.16%	5	13.16%
	Ron LEACH	0	0.00%	6	15.79%	6	15.79%
	Tom RECKTENWALD	0	0.00%	0	0.00%	0	0.00%
	Grant T. SHORT	0	0.00%	3	7.89%	3	7.89%
	Sellus WILDER	0	0.00%	6	15.79%	6	15.79%
	Cast Votes:	0	0.00%	38	77.55%	38	77.55%
UNITED STATES REPRESENTATIVE in CONGRESS 1st Congressional District, Vote For 1							
	Tom OSBORNE	0	0.00%	24	63.16%	24	63.16%
	Samuel L. GASKINS	0	0.00%	14	36.84%	14	36.84%
	Cast Votes:	0	0.00%	38	77.55%	38	77.55%
CITY COUNCIL City of Madisonville Ward 1, Vote For 1							
	Susan Dorris HOUCK	0	0.00%	0	0.00%	0	0.00%
	David C. OAKLEY	0	0.00%	0	0.00%	0	0.00%
	Cast Votes:	0	0.00%	0	0.00%	0	0.00%

Party	Candidate	Early		Election		Total	
Precinct D027M (Ballots Cast: 343)							
UNITED STATES SENATOR, Vote For 1							
	James R. GOULD	0	0.00%	10	10.42%	10	10.42%
	Rand PAUL	0	0.00%	86	89.58%	86	89.58%
	Stephen Howard SLAUGHTER	0	0.00%	0	0.00%	0	0.00%
	Cast Votes:	0	0.00%	96	98.97%	96	98.97%
UNITED STATES REPRESENTATIVE in CONGRESS 1st Congressional District, Vote For 1							
	Mike PAPE	0	0.00%	43	44.33%	43	44.33%
	Miles A. CAUGHEY JR.	0	0.00%	3	3.09%	3	3.09%
	Jason BATTS	0	0.00%	12	12.37%	12	12.37%
	James R. COMER	0	0.00%	39	40.21%	39	40.21%
	Cast Votes:	0	0.00%	97	100.00%	97	100.00%
PRESIDENT of the UNITED STATES, Vote For 1							
	Martin J. O'MALLEY	0	0.00%	4	1.64%	4	1.64%
	Bernard "Bernie" SANDERS	0	0.00%	118	48.36%	118	48.36%
	Hillary CLINTON	0	0.00%	98	40.16%	98	40.16%
	Roque Rocky DE LA FUENTE	0	0.00%	1	0.41%	1	0.41%
	"UNCOMMITTED"	0	0.00%	23	9.43%	23	9.43%
	Cast Votes:	0	0.00%	244	99.19%	244	99.19%
UNITED STATES SENATOR, Vote For 1							
	Jim GRAY	0	0.00%	149	67.73%	149	67.73%
	Rory HOULIHAN	0	0.00%	11	5.00%	11	5.00%
	Jeff KENDER	0	0.00%	7	3.18%	7	3.18%
	Ron LEACH	0	0.00%	20	9.09%	20	9.09%
	Tom RECKTENWALD	0	0.00%	11	5.00%	11	5.00%
	Grant T. SHORT	0	0.00%	7	3.18%	7	3.18%
	Sellus WILDER	0	0.00%	15	6.82%	15	6.82%
	Cast Votes:	0	0.00%	220	89.43%	220	89.43%
UNITED STATES REPRESENTATIVE in CONGRESS 1st Congressional District, Vote For 1							
	Tom OSBORNE	0	0.00%	141	70.50%	141	70.50%
	Samuel L. GASKINS	0	0.00%	59	29.50%	59	29.50%
	Cast Votes:	0	0.00%	200	81.30%	200	81.30%
CITY COUNCIL City of Madisonville Ward 1, Vote For 1							
	Susan Dorris HOUCK	0	0.00%	60	65.22%	60	65.22%
	David C. OAKLEY	0	0.00%	32	34.78%	32	34.78%
	Cast Votes:	0	0.00%	92	97.87%	92	97.87%

Party	Candidate	Early		Election		Total	
Precinct D028M (Ballots Cast: 167)							
UNITED STATES SENATOR, Vote For 1							
	James R. GOULD	0	0.00%	6	13.95%	6	13.95%
	Rand PAUL	0	0.00%	33	76.74%	33	76.74%
	Stephen Howard SLAUGHTER	0	0.00%	4	9.30%	4	9.30%
	Cast Votes:	0	0.00%	43	100.00%	43	100.00%
UNITED STATES REPRESENTATIVE in CONGRESS 1st Congressional District, Vote For 1							
	Mike PAPE	0	0.00%	19	44.19%	19	44.19%
	Miles A. CAUGHEY JR.	0	0.00%	1	2.33%	1	2.33%
	Jason BATTS	0	0.00%	8	18.60%	8	18.60%
	James R. COMER	0	0.00%	15	34.88%	15	34.88%
	Cast Votes:	0	0.00%	43	100.00%	43	100.00%
PRESIDENT of the UNITED STATES, Vote For 1							
	Martin J. O'MALLEY	0	0.00%	4	3.36%	4	3.36%
	Bernard "Bernie" SANDERS	0	0.00%	52	43.70%	52	43.70%
	Hillary CLINTON	0	0.00%	43	36.13%	43	36.13%
	Roque Rocky DE LA FUENTE	0	0.00%	2	1.68%	2	1.68%
	"UNCOMMITTED"	0	0.00%	18	15.13%	18	15.13%
	Cast Votes:	0	0.00%	119	95.97%	119	95.97%
UNITED STATES SENATOR, Vote For 1							
	Jim GRAY	0	0.00%	63	58.88%	63	58.88%
	Rory HOULIHAN	0	0.00%	4	3.74%	4	3.74%
	Jeff KENDER	0	0.00%	4	3.74%	4	3.74%
	Ron LEACH	0	0.00%	14	13.08%	14	13.08%
	Tom RECKTENWALD	0	0.00%	2	1.87%	2	1.87%
	Grant T. SHORT	0	0.00%	4	3.74%	4	3.74%
	Sellus WILDER	0	0.00%	16	14.95%	16	14.95%
	Cast Votes:	0	0.00%	107	86.29%	107	86.29%
UNITED STATES REPRESENTATIVE in CONGRESS 1st Congressional District, Vote For 1							
	Tom OSBORNE	0	0.00%	74	74.75%	74	74.75%
	Samuel L. GASKINS	0	0.00%	25	25.25%	25	25.25%
	Cast Votes:	0	0.00%	99	79.84%	99	79.84%

Precinct Report — Unofficial

PRESIDENTIAL PREFERENCE AND REGULAR PRIMARY — OFFICIAL BALLOT FOR HOPKINS COUNTY — May 17, 2016

05/17/2016 07:09 PM

Total Number of Voters : 6,888 of 0 = 0.00%

Precincts Reporting 51 of 51 = 100.00%

Party	Candidate	Early		Election		Total	
Precinct D029M (Ballots Cast: 43)							
UNITED STATES SENATOR, Vote For 1							
	James R. GOULD	0	0.00%	1	11.11%	1	11.11%
	Rand PAUL	0	0.00%	8	88.89%	8	88.89%
	Stephen Howard SLAUGHTER	0	0.00%	0	0.00%	0	0.00%
	Cast Votes:	0	0.00%	9	100.00%	9	100.00%
UNITED STATES REPRESENTATIVE in CONGRESS 1st Congressional District, Vote For 1							
	Mike PAPE	0	0.00%	5	55.56%	5	55.56%
	Miles A. CAUGHEY JR.	0	0.00%	0	0.00%	0	0.00%
	Jason BATTS	0	0.00%	1	11.11%	1	11.11%
	James R. COMER	0	0.00%	3	33.33%	3	33.33%
	Cast Votes:	0	0.00%	9	100.00%	9	100.00%
PRESIDENT of the UNITED STATES, Vote For 1							
	Martin J. O'MALLEY	0	0.00%	2	6.06%	2	6.06%
	Bernard "Bernie" SANDERS	0	0.00%	15	45.45%	15	45.45%
	Hillary CLINTON	0	0.00%	13	39.39%	13	39.39%
	Roque Rocky DE LA FUENTE	0	0.00%	0	0.00%	0	0.00%
	"UNCOMMITTED"	0	0.00%	3	9.09%	3	9.09%
	Cast Votes:	0	0.00%	33	97.06%	33	97.06%
UNITED STATES SENATOR, Vote For 1							
	Jim GRAY	0	0.00%	17	58.62%	17	58.62%
	Rory HOULIHAN	0	0.00%	1	3.45%	1	3.45%
	Jeff KENDER	0	0.00%	3	10.34%	3	10.34%
	Ron LEACH	0	0.00%	4	13.79%	4	13.79%
	Tom RECKTENWALD	0	0.00%	1	3.45%	1	3.45%
	Grant T. SHORT	0	0.00%	2	6.90%	2	6.90%
	Sellus WILDER	0	0.00%	1	3.45%	1	3.45%
	Cast Votes:	0	0.00%	29	85.29%	29	85.29%
UNITED STATES REPRESENTATIVE in CONGRESS 1st Congressional District, Vote For 1							
	Tom OSBORNE	0	0.00%	17	70.83%	17	70.83%
	Samuel L. GASKINS	0	0.00%	7	29.17%	7	29.17%
	Cast Votes:	0	0.00%	24	70.59%	24	70.59%

Precinct Report — Unofficial

PRESIDENTIAL PREFERENCE AND REGULAR PRIMARY — OFFICIAL BALLOT FOR HOPKINS COUNTY — May 17, 2016

05/17/2016 07:09 PM

Total Number of Voters : 6,888 of 0 = 0.00%

Precincts Reporting 51 of 51 = 100.00%

Party	Candidate	Early		Election		Total	
Precinct E030 (Ballots Cast: 123)							
UNITED STATES SENATOR, Vote For 1							
	James R. GOULD	0	0.00%	7	28.00%	7	28.00%
	Rand PAUL	0	0.00%	18	72.00%	18	72.00%
	Stephen Howard SLAUGHTER	0	0.00%	0	0.00%	0	0.00%
	Cast Votes:	0	0.00%	25	100.00%	25	100.00%
UNITED STATES REPRESENTATIVE in CONGRESS 1st Congressional District, Vote For 1							
	Mike PAPE	0	0.00%	2	8.00%	2	8.00%
	Miles A. CAUGHEY JR.	0	0.00%	1	4.00%	1	4.00%
	Jason BATTS	0	0.00%	3	12.00%	3	12.00%
	James R. COMER	0	0.00%	19	76.00%	19	76.00%
	Cast Votes:	0	0.00%	25	100.00%	25	100.00%
PRESIDENT of the UNITED STATES, Vote For 1							
	Martin J. O'MALLEY	0	0.00%	1	1.03%	1	1.03%
	Bernard "Bernie" SANDERS	0	0.00%	59	60.82%	59	60.82%
	Hillary CLINTON	0	0.00%	20	20.62%	20	20.62%
	Roque Rocky DE LA FUENTE	0	0.00%	0	0.00%	0	0.00%
	"UNCOMMITTED"	0	0.00%	17	17.53%	17	17.53%
	Cast Votes:	0	0.00%	97	98.98%	97	98.98%
UNITED STATES SENATOR, Vote For 1							
	Jim GRAY	0	0.00%	49	58.33%	49	58.33%
	Rory HOULIHAN	0	0.00%	4	4.76%	4	4.76%
	Jeff KENDER	0	0.00%	6	7.14%	6	7.14%
	Ron LEACH	0	0.00%	13	15.48%	13	15.48%
	Tom RECKTENWALD	0	0.00%	0	0.00%	0	0.00%
	Grant T. SHORT	0	0.00%	4	4.76%	4	4.76%
	Sellus WILDER	0	0.00%	8	9.52%	8	9.52%
	Cast Votes:	0	0.00%	84	85.71%	84	85.71%
UNITED STATES REPRESENTATIVE in CONGRESS 1st Congressional District, Vote For 1							
	Tom OSBORNE	0	0.00%	60	71.43%	60	71.43%
	Samuel L. GASKINS	0	0.00%	24	28.57%	24	28.57%
	Cast Votes:	0	0.00%	84	85.71%	84	85.71%

Precinct Report — Unofficial

PRESIDENTIAL PREFERENCE AND REGULAR PRIMARY — OFFICIAL BALLOT FOR HOPKINS COUNTY — May 17, 2016

05/17/2016 07:09 PM

Total Number of Voters : 6,888 of 0 = 0.00%

Precincts Reporting 51 of 51 = 100.00%

Party	Candidate	Early		Election		Total	
Precinct E031 (Ballots Cast: 135)							
UNITED STATES SENATOR, Vote For 1							
	James R. GOULD	0	0.00%	2	5.41%	2	5.41%
	Rand PAUL	0	0.00%	33	89.19%	33	89.19%
	Stephen Howard SLAUGHTER	0	0.00%	2	5.41%	2	5.41%
	Cast Votes:	0	0.00%	37	100.00%	37	100.00%
UNITED STATES REPRESENTATIVE in CONGRESS 1st Congressional District, Vote For 1							
	Mike PAPE	0	0.00%	14	37.84%	14	37.84%
	Miles A. CAUGHEY JR.	0	0.00%	2	5.41%	2	5.41%
	Jason BATTS	0	0.00%	6	16.22%	6	16.22%
	James R. COMER	0	0.00%	15	40.54%	15	40.54%
	Cast Votes:	0	0.00%	37	100.00%	37	100.00%
PRESIDENT of the UNITED STATES, Vote For 1							
	Martin J. O'MALLEY	0	0.00%	2	2.08%	2	2.08%
	Bernard "Bernie" SANDERS	0	0.00%	66	68.75%	66	68.75%
	Hillary CLINTON	0	0.00%	18	18.75%	18	18.75%
	Roque Rocky DE LA FUENTE	0	0.00%	1	1.04%	1	1.04%
	"UNCOMMITTED"	0	0.00%	9	9.38%	9	9.38%
	Cast Votes:	0	0.00%	96	97.96%	96	97.96%
UNITED STATES SENATOR, Vote For 1							
	Jim GRAY	0	0.00%	46	61.33%	46	61.33%
	Rory HOULIHAN	0	0.00%	4	5.33%	4	5.33%
	Jeff KENDER	0	0.00%	3	4.00%	3	4.00%
	Ron LEACH	0	0.00%	2	2.67%	2	2.67%
	Tom RECKTENWALD	0	0.00%	3	4.00%	3	4.00%
	Grant T. SHORT	0	0.00%	9	12.00%	9	12.00%
	Sellus WILDER	0	0.00%	8	10.67%	8	10.67%
	Cast Votes:	0	0.00%	75	76.53%	75	76.53%
UNITED STATES REPRESENTATIVE in CONGRESS 1st Congressional District, Vote For 1							
	Tom OSBORNE	0	0.00%	49	69.01%	49	69.01%
	Samuel L. GASKINS	0	0.00%	22	30.99%	22	30.99%
	Cast Votes:	0	0.00%	71	72.45%	71	72.45%

Precinct Report — Unofficial

PRESIDENTIAL PREFERENCE AND REGULAR PRIMARY — OFFICIAL BALLOT FOR HOPKINS COUNTY — May 17, 2016

05/17/2016 07:09 PM

Total Number of Voters : 6,888 of 0 = 0.00%

Precincts Reporting 51 of 51 = 100.00%

Party	Candidate	Early		Election		Total	
Precinct E032 (Ballots Cast: 65)							
UNITED STATES SENATOR, Vote For 1							
	James R. GOULD	0	0.00%	3	21.43%	3	21.43%
	Rand PAUL	0	0.00%	10	71.43%	10	71.43%
	Stephen Howard SLAUGHTER	0	0.00%	1	7.14%	1	7.14%
	Cast Votes:	0	0.00%	14	100.00%	14	100.00%
UNITED STATES REPRESENTATIVE in CONGRESS 1st Congressional District, Vote For 1							
	Mike PAPE	0	0.00%	6	42.86%	6	42.86%
	Miles A. CAUGHEY JR.	0	0.00%	1	7.14%	1	7.14%
	Jason BATTS	0	0.00%	0	0.00%	0	0.00%
	James R. COMER	0	0.00%	7	50.00%	7	50.00%
	Cast Votes:	0	0.00%	14	100.00%	14	100.00%
PRESIDENT of the UNITED STATES, Vote For 1							
	Martin J. O'MALLEY	0	0.00%	0	0.00%	0	0.00%
	Bernard "Bernie" SANDERS	0	0.00%	34	66.67%	34	66.67%
	Hillary CLINTON	0	0.00%	13	25.49%	13	25.49%
	Roque Rocky DE LA FUENTE	0	0.00%	0	0.00%	0	0.00%
	"UNCOMMITTED"	0	0.00%	4	7.84%	4	7.84%
	Cast Votes:	0	0.00%	51	100.00%	51	100.00%
UNITED STATES SENATOR, Vote For 1							
	Jim GRAY	0	0.00%	23	51.11%	23	51.11%
	Rory HOULIHAN	0	0.00%	0	0.00%	0	0.00%
	Jeff KENDER	0	0.00%	2	4.44%	2	4.44%
	Ron LEACH	0	0.00%	7	15.56%	7	15.56%
	Tom RECKTENWALD	0	0.00%	3	6.67%	3	6.67%
	Grant T. SHORT	0	0.00%	4	8.89%	4	8.89%
	Sellus WILDER	0	0.00%	6	13.33%	6	13.33%
	Cast Votes:	0	0.00%	45	88.24%	45	88.24%
UNITED STATES REPRESENTATIVE in CONGRESS 1st Congressional District, Vote For 1							
	Tom OSBORNE	0	0.00%	28	66.67%	28	66.67%
	Samuel L. GASKINS	0	0.00%	14	33.33%	14	33.33%
	Cast Votes:	0	0.00%	42	82.35%	42	82.35%

Precinct Report — Unofficial

PRESIDENTIAL PREFERENCE AND REGULAR PRIMARY — OFFICIAL BALLOT FOR HOPKINS COUNTY — May 17, 2016

05/17/2016 07:09 PM

Total Number of Voters : 6,888 of 0 = 0.00%

Precincts Reporting 51 of 51 = 100.00%

Party	Candidate	Early		Election		Total	
Precinct E033 (Ballots Cast: 187)							
UNITED STATES SENATOR, Vote For 1							
	James R. GOULD	0	0.00%	2	6.25%	2	6.25%
	Rand PAUL	0	0.00%	30	93.75%	30	93.75%
	Stephen Howard SLAUGHTER	0	0.00%	0	0.00%	0	0.00%
	Cast Votes:	0	0.00%	32	96.97%	32	96.97%
UNITED STATES REPRESENTATIVE in CONGRESS 1st Congressional District, Vote For 1							
	Mike PAPE	0	0.00%	15	45.45%	15	45.45%
	Miles A. CAUGHEY JR.	0	0.00%	2	6.06%	2	6.06%
	Jason BATTS	0	0.00%	2	6.06%	2	6.06%
	James R. COMER	0	0.00%	14	42.42%	14	42.42%
	Cast Votes:	0	0.00%	33	100.00%	33	100.00%
PRESIDENT of the UNITED STATES, Vote For 1							
	Martin J. O'MALLEY	0	0.00%	8	5.19%	8	5.19%
	Bernard "Bernie" SANDERS	0	0.00%	81	52.60%	81	52.60%
	Hillary CLINTON	0	0.00%	43	27.92%	43	27.92%
	Roque Rocky DE LA FUENTE	0	0.00%	0	0.00%	0	0.00%
	"UNCOMMITTED"	0	0.00%	22	14.29%	22	14.29%
	Cast Votes:	0	0.00%	154	100.00%	154	100.00%
UNITED STATES SENATOR, Vote For 1							
	Jim GRAY	0	0.00%	87	65.41%	87	65.41%
	Rory HOULIHAN	0	0.00%	13	9.77%	13	9.77%
	Jeff KENDER	0	0.00%	10	7.52%	10	7.52%
	Ron LEACH	0	0.00%	6	4.51%	6	4.51%
	Tom RECKTENWALD	0	0.00%	2	1.50%	2	1.50%
	Grant T. SHORT	0	0.00%	6	4.51%	6	4.51%
	Sellus WILDER	0	0.00%	9	6.77%	9	6.77%
	Cast Votes:	0	0.00%	133	86.36%	133	86.36%
UNITED STATES REPRESENTATIVE in CONGRESS 1st Congressional District, Vote For 1							
	Tom OSBORNE	0	0.00%	85	64.39%	85	64.39%
	Samuel L. GASKINS	0	0.00%	47	35.61%	47	35.61%
	Cast Votes:	0	0.00%	132	85.71%	132	85.71%

Precinct Report — Unofficial

PRESIDENTIAL PREFERENCE AND REGULAR PRIMARY — OFFICIAL BALLOT FOR HOPKINS COUNTY — May 17, 2016

05/17/2016 07:09 PM

Total Number of Voters : 6,888 of 0 = 0.00%

Precincts Reporting 51 of 51 = 100.00%

Party	Candidate	Early		Election		Total	
Precinct E034M (Ballots Cast: 232)							
UNITED STATES SENATOR, Vote For 1							
	James R. GOULD	0	0.00%	10	20.83%	10	20.83%
	Rand PAUL	0	0.00%	36	75.00%	36	75.00%
	Stephen Howard SLAUGHTER	0	0.00%	2	4.17%	2	4.17%
	Cast Votes:	0	0.00%	48	97.96%	48	97.96%
UNITED STATES REPRESENTATIVE in CONGRESS 1st Congressional District, Vote For 1							
	Mike PAPE	0	0.00%	22	44.90%	22	44.90%
	Miles A. CAUGHEY JR.	0	0.00%	1	2.04%	1	2.04%
	Jason BATTS	0	0.00%	7	14.29%	7	14.29%
	James R. COMER	0	0.00%	19	38.78%	19	38.78%
	Cast Votes:	0	0.00%	49	100.00%	49	100.00%
PRESIDENT of the UNITED STATES, Vote For 1							
	Martin J. O'MALLEY	0	0.00%	1	0.57%	1	0.57%
	Bernard "Bernie" SANDERS	0	0.00%	94	54.02%	94	54.02%
	Hillary CLINTON	0	0.00%	53	30.46%	53	30.46%
	Roque Rocky DE LA FUENTE	0	0.00%	2	1.15%	2	1.15%
	"UNCOMMITTED"	0	0.00%	24	13.79%	24	13.79%
	Cast Votes:	0	0.00%	174	95.08%	174	95.08%
UNITED STATES SENATOR, Vote For 1							
	Jim GRAY	0	0.00%	91	56.52%	91	56.52%
	Rory HOULIHAN	0	0.00%	8	4.97%	8	4.97%
	Jeff KENDER	0	0.00%	16	9.94%	16	9.94%
	Ron LEACH	0	0.00%	19	11.80%	19	11.80%
	Tom RECKTENWALD	0	0.00%	0	0.00%	0	0.00%
	Grant T. SHORT	0	0.00%	10	6.21%	10	6.21%
	Sellus WILDER	0	0.00%	17	10.56%	17	10.56%
	Cast Votes:	0	0.00%	161	87.98%	161	87.98%
UNITED STATES REPRESENTATIVE in CONGRESS 1st Congressional District, Vote For 1							
	Tom OSBORNE	0	0.00%	105	68.63%	105	68.63%
	Samuel L. GASKINS	0	0.00%	48	31.37%	48	31.37%
	Cast Votes:	0	0.00%	153	83.61%	153	83.61%
CITY COUNCIL City of Madisonville Ward 1, Vote For 1							
	Susan Dorris HOUCK	0	0.00%	86	59.31%	86	59.31%
	David C. OAKLEY	0	0.00%	59	40.69%	59	40.69%
	Cast Votes:	0	0.00%	145	98.64%	145	98.64%

Party	Candidate	Early		Election		Total	
Precinct E035M (Ballots Cast: 127)							
UNITED STATES SENATOR, Vote For 1							
	James R. GOULD	0	0.00%	5	20.00%	5	20.00%
	Rand PAUL	0	0.00%	19	76.00%	19	76.00%
	Stephen Howard SLAUGHTER	0	0.00%	1	4.00%	1	4.00%
	Cast Votes:	0	0.00%	25	100.00%	25	100.00%
UNITED STATES REPRESENTATIVE in CONGRESS 1st Congressional District, Vote For 1							
	Mike PAPE	0	0.00%	11	44.00%	11	44.00%
	Miles A. CAUGHEY JR.	0	0.00%	3	12.00%	3	12.00%
	Jason BATTS	0	0.00%	1	4.00%	1	4.00%
	James R. COMER	0	0.00%	10	40.00%	10	40.00%
	Cast Votes:	0	0.00%	25	100.00%	25	100.00%
PRESIDENT of the UNITED STATES, Vote For 1							
	Martin J. O'MALLEY	0	0.00%	1	1.01%	1	1.01%
	Bernard "Bernie" SANDERS	0	0.00%	48	48.48%	48	48.48%
	Hillary CLINTON	0	0.00%	45	45.45%	45	45.45%
	Roque Rocky DE LA FUENTE	0	0.00%	0	0.00%	0	0.00%
	"UNCOMMITTED"	0	0.00%	5	5.05%	5	5.05%
	Cast Votes:	0	0.00%	99	97.06%	99	97.06%
UNITED STATES SENATOR, Vote For 1							
	Jim GRAY	0	0.00%	35	38.46%	35	38.46%
	Rory HOULIHAN	0	0.00%	11	12.09%	11	12.09%
	Jeff KENDER	0	0.00%	10	10.99%	10	10.99%
	Ron LEACH	0	0.00%	12	13.19%	12	13.19%
	Tom RECKTENWALD	0	0.00%	2	2.20%	2	2.20%
	Grant T. SHORT	0	0.00%	6	6.59%	6	6.59%
	Sellus WILDER	0	0.00%	15	16.48%	15	16.48%
	Cast Votes:	0	0.00%	91	89.22%	91	89.22%
UNITED STATES REPRESENTATIVE in CONGRESS 1st Congressional District, Vote For 1							
	Tom OSBORNE	0	0.00%	60	68.97%	60	68.97%
	Samuel L. GASKINS	0	0.00%	27	31.03%	27	31.03%
	Cast Votes:	0	0.00%	87	85.29%	87	85.29%
CITY COUNCIL City of Madisonville Ward 1, Vote For 1							
	Susan Dorris HOUCK	0	0.00%	18	45.00%	18	45.00%
	David C. OAKLEY	0	0.00%	22	55.00%	22	55.00%
	Cast Votes:	0	0.00%	40	93.02%	40	93.02%
CITY COUNCIL City of Madisonville Ward 3, Vote For 1							
	James C. DANIELS	0	0.00%	35	71.43%	35	71.43%
	Raymond MARION JR.	0	0.00%	14	28.57%	14	28.57%
	Cast Votes:	0	0.00%	49	98.00%	49	98.00%

Precinct Report — Unofficial

PRESIDENTIAL PREFERENCE AND REGULAR PRIMARY — OFFICIAL BALLOT FOR HOPKINS COUNTY — May 17, 2016

05/17/2016 07:09 PM

Total Number of Voters : 6,888 of 0 = 0.00%

Precincts Reporting 51 of 51 = 100.00%

Party	Candidate	Early		Election		Total	
Precinct E036 (Ballots Cast: 74)							
UNITED STATES SENATOR, Vote For 1							
	James R. GOULD	0	0.00%	1	8.33%	1	8.33%
	Rand PAUL	0	0.00%	11	91.67%	11	91.67%
	Stephen Howard SLAUGHTER	0	0.00%	0	0.00%	0	0.00%
	Cast Votes:	0	0.00%	12	100.00%	12	100.00%
UNITED STATES REPRESENTATIVE in CONGRESS 1st Congressional District, Vote For 1							
	Mike PAPE	0	0.00%	4	33.33%	4	33.33%
	Miles A. CAUGHEY JR.	0	0.00%	1	8.33%	1	8.33%
	Jason BATTS	0	0.00%	3	25.00%	3	25.00%
	James R. COMER	0	0.00%	4	33.33%	4	33.33%
	Cast Votes:	0	0.00%	12	100.00%	12	100.00%
PRESIDENT of the UNITED STATES, Vote For 1							
	Martin J. O'MALLEY	0	0.00%	2	3.39%	2	3.39%
	Bernard "Bernie" SANDERS	0	0.00%	31	52.54%	31	52.54%
	Hillary CLINTON	0	0.00%	14	23.73%	14	23.73%
	Roque Rocky DE LA FUENTE	0	0.00%	1	1.69%	1	1.69%
	"UNCOMMITTED"	0	0.00%	11	18.64%	11	18.64%
	Cast Votes:	0	0.00%	59	95.16%	59	95.16%
UNITED STATES SENATOR, Vote For 1							
	Jim GRAY	0	0.00%	40	72.73%	40	72.73%
	Rory HOULIHAN	0	0.00%	3	5.45%	3	5.45%
	Jeff KENDER	0	0.00%	5	9.09%	5	9.09%
	Ron LEACH	0	0.00%	2	3.64%	2	3.64%
	Tom RECKTENWALD	0	0.00%	0	0.00%	0	0.00%
	Grant T. SHORT	0	0.00%	3	5.45%	3	5.45%
	Sellus WILDER	0	0.00%	2	3.64%	2	3.64%
	Cast Votes:	0	0.00%	55	88.71%	55	88.71%
UNITED STATES REPRESENTATIVE in CONGRESS 1st Congressional District, Vote For 1							
	Tom OSBORNE	0	0.00%	36	73.47%	36	73.47%
	Samuel L. GASKINS	0	0.00%	13	26.53%	13	26.53%
	Cast Votes:	0	0.00%	49	79.03%	49	79.03%
CITY COUNCIL City of Madisonville Ward 1, Vote For 1							
	Susan Dorris HOUCK	0	0.00%	0	0.00%	0	0.00%
	David C. OAKLEY	0	0.00%	0	0.00%	0	0.00%
	Cast Votes:	0	0.00%	0	0.00%	0	0.00%

Party	Candidate	Early		Election		Total	
Precinct F037 (Ballots Cast: 55)							
UNITED STATES SENATOR, Vote For 1							
	James R. GOULD	0	0.00%	1	14.29%	1	14.29%
	Rand PAUL	0	0.00%	4	57.14%	4	57.14%
	Stephen Howard SLAUGHTER	0	0.00%	2	28.57%	2	28.57%
	Cast Votes:	0	0.00%	7	100.00%	7	100.00%
UNITED STATES REPRESENTATIVE in CONGRESS 1st Congressional District, Vote For 1							
	Mike PAPE	0	0.00%	1	14.29%	1	14.29%
	Miles A. CAUGHEY JR.	0	0.00%	1	14.29%	1	14.29%
	Jason BATTS	0	0.00%	0	0.00%	0	0.00%
	James R. COMER	0	0.00%	5	71.43%	5	71.43%
	Cast Votes:	0	0.00%	7	100.00%	7	100.00%
PRESIDENT of the UNITED STATES, Vote For 1							
	Martin J. O'MALLEY	0	0.00%	5	10.42%	5	10.42%
	Bernard "Bernie" SANDERS	0	0.00%	22	45.83%	22	45.83%
	Hillary CLINTON	0	0.00%	11	22.92%	11	22.92%
	Roque Rocky DE LA FUENTE	0	0.00%	0	0.00%	0	0.00%
	"UNCOMMITTED"	0	0.00%	10	20.83%	10	20.83%
	Cast Votes:	0	0.00%	48	100.00%	48	100.00%
UNITED STATES SENATOR, Vote For 1							
	Jim GRAY	0	0.00%	21	60.00%	21	60.00%
	Rory HOULIHAN	0	0.00%	2	5.71%	2	5.71%
	Jeff KENDER	0	0.00%	1	2.86%	1	2.86%
	Ron LEACH	0	0.00%	4	11.43%	4	11.43%
	Tom RECKTENWALD	0	0.00%	2	5.71%	2	5.71%
	Grant T. SHORT	0	0.00%	1	2.86%	1	2.86%
	Sellus WILDER	0	0.00%	4	11.43%	4	11.43%
	Cast Votes:	0	0.00%	35	72.92%	35	72.92%
UNITED STATES REPRESENTATIVE in CONGRESS 1st Congressional District, Vote For 1							
	Tom OSBORNE	0	0.00%	26	72.22%	26	72.22%
	Samuel L. GASKINS	0	0.00%	10	27.78%	10	27.78%
	Cast Votes:	0	0.00%	36	75.00%	36	75.00%

Precinct Report — Unofficial

PRESIDENTIAL PREFERENCE AND REGULAR PRIMARY — OFFICIAL BALLOT FOR HOPKINS COUNTY — May 17, 2016

05/17/2016 07:09 PM

Total Number of Voters : 6,888 of 0 = 0.00%

Precincts Reporting 51 of 51 = 100.00%

Party	Candidate	Early		Election		Total	
Precinct F038D (Ballots Cast: 171)							
UNITED STATES SENATOR, Vote For 1							
	James R. GOULD	0	0.00%	6	14.63%	6	14.63%
	Rand PAUL	0	0.00%	35	85.37%	35	85.37%
	Stephen Howard SLAUGHTER	0	0.00%	0	0.00%	0	0.00%
	Cast Votes:	0	0.00%	41	100.00%	41	100.00%
UNITED STATES REPRESENTATIVE in CONGRESS 1st Congressional District, Vote For 1							
	Mike PAPE	0	0.00%	16	40.00%	16	40.00%
	Miles A. CAUGHEY JR.	0	0.00%	0	0.00%	0	0.00%
	Jason BATTS	0	0.00%	4	10.00%	4	10.00%
	James R. COMER	0	0.00%	20	50.00%	20	50.00%
	Cast Votes:	0	0.00%	40	97.56%	40	97.56%
PRESIDENT of the UNITED STATES, Vote For 1							
	Martin J. O'MALLEY	0	0.00%	3	2.40%	3	2.40%
	Bernard "Bernie" SANDERS	0	0.00%	68	54.40%	68	54.40%
	Hillary CLINTON	0	0.00%	41	32.80%	41	32.80%
	Roque Rocky DE LA FUENTE	0	0.00%	0	0.00%	0	0.00%
	"UNCOMMITTED"	0	0.00%	13	10.40%	13	10.40%
	Cast Votes:	0	0.00%	125	96.15%	125	96.15%
UNITED STATES SENATOR, Vote For 1							
	Jim GRAY	0	0.00%	66	61.11%	66	61.11%
	Rory HOULIHAN	0	0.00%	5	4.63%	5	4.63%
	Jeff KENDER	0	0.00%	7	6.48%	7	6.48%
	Ron LEACH	0	0.00%	10	9.26%	10	9.26%
	Tom RECKTENWALD	0	0.00%	0	0.00%	0	0.00%
	Grant T. SHORT	0	0.00%	4	3.70%	4	3.70%
	Sellus WILDER	0	0.00%	16	14.81%	16	14.81%
	Cast Votes:	0	0.00%	108	83.08%	108	83.08%
UNITED STATES REPRESENTATIVE in CONGRESS 1st Congressional District, Vote For 1							
	Tom OSBORNE	0	0.00%	72	72.00%	72	72.00%
	Samuel L. GASKINS	0	0.00%	28	28.00%	28	28.00%
	Cast Votes:	0	0.00%	100	76.92%	100	76.92%

Precinct Report — Unofficial

PRESIDENTIAL PREFERENCE AND REGULAR PRIMARY — OFFICIAL BALLOT FOR HOPKINS COUNTY — May 17, 2016

05/17/2016 07:09 PM

Total Number of Voters : 6,888 of 0 = 0.00%

Precincts Reporting 51 of 51 = 100.00%

Party	Candidate	Early		Election		Total	
Precinct F039D (Ballots Cast: 128)							
UNITED STATES SENATOR, Vote For 1							
	James R. GOULD	0	0.00%	2	10.00%	2	10.00%
	Rand PAUL	0	0.00%	18	90.00%	18	90.00%
	Stephen Howard SLAUGHTER	0	0.00%	0	0.00%	0	0.00%
	Cast Votes:	0	0.00%	20	100.00%	20	100.00%
UNITED STATES REPRESENTATIVE in CONGRESS 1st Congressional District, Vote For 1							
	Mike PAPE	0	0.00%	5	26.32%	5	26.32%
	Miles A. CAUGHEY JR.	0	0.00%	2	10.53%	2	10.53%
	Jason BATTS	0	0.00%	3	15.79%	3	15.79%
	James R. COMER	0	0.00%	9	47.37%	9	47.37%
	Cast Votes:	0	0.00%	19	95.00%	19	95.00%
PRESIDENT of the UNITED STATES, Vote For 1							
	Martin J. O'MALLEY	0	0.00%	1	0.93%	1	0.93%
	Bernard "Bernie" SANDERS	0	0.00%	51	47.66%	51	47.66%
	Hillary CLINTON	0	0.00%	39	36.45%	39	36.45%
	Roque Rocky DE LA FUENTE	0	0.00%	0	0.00%	0	0.00%
	"UNCOMMITTED"	0	0.00%	16	14.95%	16	14.95%
	Cast Votes:	0	0.00%	107	99.07%	107	99.07%
UNITED STATES SENATOR, Vote For 1							
	Jim GRAY	0	0.00%	59	60.20%	59	60.20%
	Rory HOULIHAN	0	0.00%	5	5.10%	5	5.10%
	Jeff KENDER	0	0.00%	7	7.14%	7	7.14%
	Ron LEACH	0	0.00%	12	12.24%	12	12.24%
	Tom RECKTENWALD	0	0.00%	2	2.04%	2	2.04%
	Grant T. SHORT	0	0.00%	2	2.04%	2	2.04%
	Sellus WILDER	0	0.00%	11	11.22%	11	11.22%
	Cast Votes:	0	0.00%	98	90.74%	98	90.74%
UNITED STATES REPRESENTATIVE in CONGRESS 1st Congressional District, Vote For 1							
	Tom OSBORNE	0	0.00%	57	67.06%	57	67.06%
	Samuel L. GASKINS	0	0.00%	28	32.94%	28	32.94%
	Cast Votes:	0	0.00%	85	78.70%	85	78.70%

Precinct Report — Unofficial

PRESIDENTIAL PREFERENCE AND REGULAR PRIMARY — OFFICIAL BALLOT FOR HOPKINS COUNTY — May 17, 2016

05/17/2016 07:09 PM

Total Number of Voters : 6,888 of 0 = 0.00%

Precincts Reporting 51 of 51 = 100.00%

Party	Candidate	Early		Election		Total	
Precinct F040 (Ballots Cast: 107)							
UNITED STATES SENATOR, Vote For 1							
	James R. GOULD	0	0.00%	0	0.00%	0	0.00%
	Rand PAUL	0	0.00%	19	95.00%	19	95.00%
	Stephen Howard SLAUGHTER	0	0.00%	1	5.00%	1	5.00%
	Cast Votes:	0	0.00%	20	100.00%	20	100.00%
UNITED STATES REPRESENTATIVE in CONGRESS 1st Congressional District, Vote For 1							
	Mike PAPE	0	0.00%	9	45.00%	9	45.00%
	Miles A. CAUGHEY JR.	0	0.00%	0	0.00%	0	0.00%
	Jason BATTS	0	0.00%	2	10.00%	2	10.00%
	James R. COMER	0	0.00%	9	45.00%	9	45.00%
	Cast Votes:	0	0.00%	20	100.00%	20	100.00%
PRESIDENT of the UNITED STATES, Vote For 1							
	Martin J. O'MALLEY	0	0.00%	4	4.76%	4	4.76%
	Bernard "Bernie" SANDERS	0	0.00%	44	52.38%	44	52.38%
	Hillary CLINTON	0	0.00%	25	29.76%	25	29.76%
	Roque Rocky DE LA FUENTE	0	0.00%	2	2.38%	2	2.38%
	"UNCOMMITTED"	0	0.00%	9	10.71%	9	10.71%
	Cast Votes:	0	0.00%	84	96.55%	84	96.55%
UNITED STATES SENATOR, Vote For 1							
	Jim GRAY	0	0.00%	45	61.64%	45	61.64%
	Rory HOULIHAN	0	0.00%	1	1.37%	1	1.37%
	Jeff KENDER	0	0.00%	7	9.59%	7	9.59%
	Ron LEACH	0	0.00%	9	12.33%	9	12.33%
	Tom RECKTENWALD	0	0.00%	1	1.37%	1	1.37%
	Grant T. SHORT	0	0.00%	4	5.48%	4	5.48%
	Sellus WILDER	0	0.00%	6	8.22%	6	8.22%
	Cast Votes:	0	0.00%	73	83.91%	73	83.91%
UNITED STATES REPRESENTATIVE in CONGRESS 1st Congressional District, Vote For 1							
	Tom OSBORNE	0	0.00%	51	70.83%	51	70.83%
	Samuel L. GASKINS	0	0.00%	21	29.17%	21	29.17%
	Cast Votes:	0	0.00%	72	82.76%	72	82.76%

Precinct Report — Unofficial

PRESIDENTIAL PREFERENCE AND REGULAR PRIMARY — OFFICIAL BALLOT FOR HOPKINS COUNTY — May 17, 2016

05/17/2016 07:09 PM

Total Number of Voters : 6,888 of 0 = 0.00%

Precincts Reporting 51 of 51 = 100.00%

Party	Candidate	Early		Election		Total	
Precinct F041 (Ballots Cast: 66)							
UNITED STATES SENATOR, Vote For 1							
	James R. GOULD	0	0.00%	3	13.04%	3	13.04%
	Rand PAUL	0	0.00%	19	82.61%	19	82.61%
	Stephen Howard SLAUGHTER	0	0.00%	1	4.35%	1	4.35%
	Cast Votes:	0	0.00%	23	100.00%	23	100.00%
UNITED STATES REPRESENTATIVE in CONGRESS 1st Congressional District, Vote For 1							
	Mike PAPE	0	0.00%	4	17.39%	4	17.39%
	Miles A. CAUGHEY JR.	0	0.00%	2	8.70%	2	8.70%
	Jason BATTS	0	0.00%	3	13.04%	3	13.04%
	James R. COMER	0	0.00%	14	60.87%	14	60.87%
	Cast Votes:	0	0.00%	23	100.00%	23	100.00%
PRESIDENT of the UNITED STATES, Vote For 1							
	Martin J. O'MALLEY	0	0.00%	2	4.65%	2	4.65%
	Bernard "Bernie" SANDERS	0	0.00%	31	72.09%	31	72.09%
	Hillary CLINTON	0	0.00%	5	11.63%	5	11.63%
	Roque Rocky DE LA FUENTE	0	0.00%	1	2.33%	1	2.33%
	"UNCOMMITTED"	0	0.00%	4	9.30%	4	9.30%
	Cast Votes:	0	0.00%	43	100.00%	43	100.00%
UNITED STATES SENATOR, Vote For 1							
	Jim GRAY	0	0.00%	21	48.84%	21	48.84%
	Rory HOULIHAN	0	0.00%	2	4.65%	2	4.65%
	Jeff KENDER	0	0.00%	4	9.30%	4	9.30%
	Ron LEACH	0	0.00%	5	11.63%	5	11.63%
	Tom RECKTENWALD	0	0.00%	1	2.33%	1	2.33%
	Grant T. SHORT	0	0.00%	6	13.95%	6	13.95%
	Sellus WILDER	0	0.00%	4	9.30%	4	9.30%
	Cast Votes:	0	0.00%	43	100.00%	43	100.00%
UNITED STATES REPRESENTATIVE in CONGRESS 1st Congressional District, Vote For 1							
	Tom OSBORNE	0	0.00%	30	71.43%	30	71.43%
	Samuel L. GASKINS	0	0.00%	12	28.57%	12	28.57%
	Cast Votes:	0	0.00%	42	97.67%	42	97.67%

Precinct Report — Unofficial

PRESIDENTIAL PREFERENCE AND REGULAR PRIMARY — OFFICIAL BALLOT FOR HOPKINS COUNTY — May 17, 2016

05/17/2016 07:09 PM

Total Number of Voters : 6,888 of 0 = 0.00%

Precincts Reporting 51 of 51 = 100.00%

Party	Candidate	Early		Election		Total	
Precinct F042 (Ballots Cast: 124)							
UNITED STATES SENATOR, Vote For 1							
	James R. GOULD	0	0.00%	2	6.25%	2	6.25%
	Rand PAUL	0	0.00%	29	90.63%	29	90.63%
	Stephen Howard SLAUGHTER	0	0.00%	1	3.13%	1	3.13%
	Cast Votes:	0	0.00%	32	96.97%	32	96.97%
UNITED STATES REPRESENTATIVE in CONGRESS 1st Congressional District, Vote For 1							
	Mike PAPE	0	0.00%	13	39.39%	13	39.39%
	Miles A. CAUGHEY JR.	0	0.00%	2	6.06%	2	6.06%
	Jason BATTS	0	0.00%	8	24.24%	8	24.24%
	James R. COMER	0	0.00%	10	30.30%	10	30.30%
	Cast Votes:	0	0.00%	33	100.00%	33	100.00%
PRESIDENT of the UNITED STATES, Vote For 1							
	Martin J. O'MALLEY	0	0.00%	4	4.44%	4	4.44%
	Bernard "Bernie" SANDERS	0	0.00%	51	56.67%	51	56.67%
	Hillary CLINTON	0	0.00%	24	26.67%	24	26.67%
	Roque Rocky DE LA FUENTE	0	0.00%	0	0.00%	0	0.00%
	"UNCOMMITTED"	0	0.00%	11	12.22%	11	12.22%
	Cast Votes:	0	0.00%	90	98.90%	90	98.90%
UNITED STATES SENATOR, Vote For 1							
	Jim GRAY	0	0.00%	48	60.76%	48	60.76%
	Rory HOULIHAN	0	0.00%	2	2.53%	2	2.53%
	Jeff KENDER	0	0.00%	4	5.06%	4	5.06%
	Ron LEACH	0	0.00%	11	13.92%	11	13.92%
	Tom RECKTENWALD	0	0.00%	2	2.53%	2	2.53%
	Grant T. SHORT	0	0.00%	4	5.06%	4	5.06%
	Sellus WILDER	0	0.00%	8	10.13%	8	10.13%
	Cast Votes:	0	0.00%	79	86.81%	79	86.81%
UNITED STATES REPRESENTATIVE in CONGRESS 1st Congressional District, Vote For 1							
	Tom OSBORNE	0	0.00%	58	76.32%	58	76.32%
	Samuel L. GASKINS	0	0.00%	18	23.68%	18	23.68%
	Cast Votes:	0	0.00%	76	83.52%	76	83.52%
CITY COUNCIL City of Madisonville Ward 1, Vote For 1							
	Susan Dorris HOUCK	0	0.00%	0	0.00%	0	0.00%
	David C. OAKLEY	0	0.00%	0	0.00%	0	0.00%
	Cast Votes:	0	0.00%	0	0.00%	0	0.00%

Total Number of Voters : 6,888 of 0 = 0.00%

Precincts Reporting 51 of 51 = 100.00%

Party	Candidate	Early		Election		Total	
Precinct F043M (Ballots Cast: 207)							
UNITED STATES SENATOR, Vote For 1							
	James R. GOULD	0	0.00%	4	9.09%	4	9.09%
	Rand PAUL	0	0.00%	38	86.36%	38	86.36%
	Stephen Howard SLAUGHTER	0	0.00%	2	4.55%	2	4.55%
	Cast Votes:	0	0.00%	44	97.78%	44	97.78%
UNITED STATES REPRESENTATIVE in CONGRESS 1st Congressional District, Vote For 1							
	Mike PAPE	0	0.00%	15	34.88%	15	34.88%
	Miles A. CAUGHEY JR.	0	0.00%	2	4.65%	2	4.65%
	Jason BATTS	0	0.00%	11	25.58%	11	25.58%
	James R. COMER	0	0.00%	15	34.88%	15	34.88%
	Cast Votes:	0	0.00%	43	95.56%	43	95.56%
PRESIDENT of the UNITED STATES, Vote For 1							
	Martin J. O'MALLEY	0	0.00%	3	1.89%	3	1.89%
	Bernard "Bernie" SANDERS	0	0.00%	82	51.57%	82	51.57%
	Hillary CLINTON	0	0.00%	57	35.85%	57	35.85%
	Roque Rocky DE LA FUENTE	0	0.00%	0	0.00%	0	0.00%
	"UNCOMMITTED"	0	0.00%	17	10.69%	17	10.69%
	Cast Votes:	0	0.00%	159	98.15%	159	98.15%
UNITED STATES SENATOR, Vote For 1							
	Jim GRAY	0	0.00%	82	57.34%	82	57.34%
	Rory HOULIHAN	0	0.00%	14	9.79%	14	9.79%
	Jeff KENDER	0	0.00%	10	6.99%	10	6.99%
	Ron LEACH	0	0.00%	13	9.09%	13	9.09%
	Tom RECKTENWALD	0	0.00%	6	4.20%	6	4.20%
	Grant T. SHORT	0	0.00%	11	7.69%	11	7.69%
	Sellus WILDER	0	0.00%	7	4.90%	7	4.90%
	Cast Votes:	0	0.00%	143	88.27%	143	88.27%
UNITED STATES REPRESENTATIVE in CONGRESS 1st Congressional District, Vote For 1							
	Tom OSBORNE	0	0.00%	98	69.50%	98	69.50%
	Samuel L. GASKINS	0	0.00%	43	30.50%	43	30.50%
	Cast Votes:	0	0.00%	141	87.04%	141	87.04%

Total Number of Voters : 6,888 of 0 = 0.00%

Precincts Reporting 51 of 51 = 100.00%

Party	Candidate	Early		Election		Total	
Precinct G044M (Ballots Cast: 80)							
UNITED STATES SENATOR, Vote For 1							
	James R. GOULD	0	0.00%	2	9.52%	2	9.52%
	Rand PAUL	0	0.00%	17	80.95%	17	80.95%
	Stephen Howard SLAUGHTER	0	0.00%	2	9.52%	2	9.52%
	Cast Votes:	0	0.00%	21	100.00%	21	100.00%
UNITED STATES REPRESENTATIVE in CONGRESS 1st Congressional District, Vote For 1							
	Mike PAPE	0	0.00%	9	42.86%	9	42.86%
	Miles A. CAUGHEY JR.	0	0.00%	0	0.00%	0	0.00%
	Jason BATTS	0	0.00%	3	14.29%	3	14.29%
	James R. COMER	0	0.00%	9	42.86%	9	42.86%
	Cast Votes:	0	0.00%	21	100.00%	21	100.00%
PRESIDENT of the UNITED STATES, Vote For 1							
	Martin J. O'MALLEY	0	0.00%	0	0.00%	0	0.00%
	Bernard "Bernie" SANDERS	0	0.00%	33	56.90%	33	56.90%
	Hillary CLINTON	0	0.00%	12	20.69%	12	20.69%
	Roque Rocky DE LA FUENTE	0	0.00%	0	0.00%	0	0.00%
	"UNCOMMITTED"	0	0.00%	13	22.41%	13	22.41%
	Cast Votes:	0	0.00%	58	98.31%	58	98.31%
UNITED STATES SENATOR, Vote For 1							
	Jim GRAY	0	0.00%	23	47.92%	23	47.92%
	Rory HOULIHAN	0	0.00%	9	18.75%	9	18.75%
	Jeff KENDER	0	0.00%	4	8.33%	4	8.33%
	Ron LEACH	0	0.00%	5	10.42%	5	10.42%
	Tom RECKTENWALD	0	0.00%	1	2.08%	1	2.08%
	Grant T. SHORT	0	0.00%	1	2.08%	1	2.08%
	Sellus WILDER	0	0.00%	5	10.42%	5	10.42%
	Cast Votes:	0	0.00%	48	81.36%	48	81.36%
UNITED STATES REPRESENTATIVE in CONGRESS 1st Congressional District, Vote For 1							
	Tom OSBORNE	0	0.00%	16	39.02%	16	39.02%
	Samuel L. GASKINS	0	0.00%	25	60.98%	25	60.98%
	Cast Votes:	0	0.00%	41	69.49%	41	69.49%

Precinct Report — Unofficial

PRESIDENTIAL PREFERENCE AND REGULAR PRIMARY — OFFICIAL BALLOT FOR HOPKINS COUNTY — May 17, 2016

05/17/2016 07:09 PM

Total Number of Voters : 6,888 of 0 = 0.00%

Precincts Reporting 51 of 51 = 100.00%

Party	Candidate	Early		Election		Total	
Precinct G045M (Ballots Cast: 133)							
UNITED STATES SENATOR, Vote For 1							
	James R. GOULD	0	0.00%	3	7.89%	3	7.89%
	Rand PAUL	0	0.00%	31	81.58%	31	81.58%
	Stephen Howard SLAUGHTER	0	0.00%	4	10.53%	4	10.53%
	Cast Votes:	0	0.00%	38	95.00%	38	95.00%
UNITED STATES REPRESENTATIVE in CONGRESS 1st Congressional District, Vote For 1							
	Mike PAPE	0	0.00%	12	30.77%	12	30.77%
	Miles A. CAUGHEY JR.	0	0.00%	0	0.00%	0	0.00%
	Jason BATTS	0	0.00%	8	20.51%	8	20.51%
	James R. COMER	0	0.00%	19	48.72%	19	48.72%
	Cast Votes:	0	0.00%	39	97.50%	39	97.50%
PRESIDENT of the UNITED STATES, Vote For 1							
	Martin J. O'MALLEY	0	0.00%	4	4.35%	4	4.35%
	Bernard "Bernie" SANDERS	0	0.00%	50	54.35%	50	54.35%
	Hillary CLINTON	0	0.00%	28	30.43%	28	30.43%
	Roque Rocky DE LA FUENTE	0	0.00%	0	0.00%	0	0.00%
	"UNCOMMITTED"	0	0.00%	10	10.87%	10	10.87%
	Cast Votes:	0	0.00%	92	98.92%	92	98.92%
UNITED STATES SENATOR, Vote For 1							
	Jim GRAY	0	0.00%	45	53.57%	45	53.57%
	Rory HOULIHAN	0	0.00%	5	5.95%	5	5.95%
	Jeff KENDER	0	0.00%	5	5.95%	5	5.95%
	Ron LEACH	0	0.00%	10	11.90%	10	11.90%
	Tom RECKTENWALD	0	0.00%	1	1.19%	1	1.19%
	Grant T. SHORT	0	0.00%	6	7.14%	6	7.14%
	Sellus WILDER	0	0.00%	12	14.29%	12	14.29%
	Cast Votes:	0	0.00%	84	90.32%	84	90.32%
UNITED STATES REPRESENTATIVE in CONGRESS 1st Congressional District, Vote For 1							
	Tom OSBORNE	0	0.00%	54	67.50%	54	67.50%
	Samuel L. GASKINS	0	0.00%	26	32.50%	26	32.50%
	Cast Votes:	0	0.00%	80	86.02%	80	86.02%

Total Number of Voters : 6,888 of 0 = 0.00%

Precincts Reporting 51 of 51 = 100.00%

Party	Candidate	Early		Election		Total	
Precinct G046M (Ballots Cast: 92)							
UNITED STATES SENATOR, Vote For 1							
	James R. GOULD	0	0.00%	1	6.25%	1	6.25%
	Rand PAUL	0	0.00%	14	87.50%	14	87.50%
	Stephen Howard SLAUGHTER	0	0.00%	1	6.25%	1	6.25%
	Cast Votes:	0	0.00%	16	100.00%	16	100.00%
UNITED STATES REPRESENTATIVE in CONGRESS 1st Congressional District, Vote For 1							
	Mike PAPE	0	0.00%	6	37.50%	6	37.50%
	Miles A. CAUGHEY JR.	0	0.00%	0	0.00%	0	0.00%
	Jason BATTS	0	0.00%	3	18.75%	3	18.75%
	James R. COMER	0	0.00%	7	43.75%	7	43.75%
	Cast Votes:	0	0.00%	16	100.00%	16	100.00%
PRESIDENT of the UNITED STATES, Vote For 1							
	Martin J. O'MALLEY	0	0.00%	2	2.63%	2	2.63%
	Bernard "Bernie" SANDERS	0	0.00%	38	50.00%	38	50.00%
	Hillary CLINTON	0	0.00%	27	35.53%	27	35.53%
	Roque Rocky DE LA FUENTE	0	0.00%	0	0.00%	0	0.00%
	"UNCOMMITTED"	0	0.00%	9	11.84%	9	11.84%
	Cast Votes:	0	0.00%	76	100.00%	76	100.00%
UNITED STATES SENATOR, Vote For 1							
	Jim GRAY	0	0.00%	38	59.38%	38	59.38%
	Rory HOULIHAN	0	0.00%	7	10.94%	7	10.94%
	Jeff KENDER	0	0.00%	8	12.50%	8	12.50%
	Ron LEACH	0	0.00%	2	3.13%	2	3.13%
	Tom RECKTENWALD	0	0.00%	0	0.00%	0	0.00%
	Grant T. SHORT	0	0.00%	5	7.81%	5	7.81%
	Sellus WILDER	0	0.00%	4	6.25%	4	6.25%
	Cast Votes:	0	0.00%	64	84.21%	64	84.21%
UNITED STATES REPRESENTATIVE in CONGRESS 1st Congressional District, Vote For 1							
	Tom OSBORNE	0	0.00%	49	74.24%	49	74.24%
	Samuel L. GASKINS	0	0.00%	17	25.76%	17	25.76%
	Cast Votes:	0	0.00%	66	86.84%	66	86.84%

Party	Candidate	Early		Election		Total	
Precinct G047M (Ballots Cast: 88)							
UNITED STATES SENATOR, Vote For 1							
	James R. GOULD	0	0.00%	0	0.00%	0	0.00%
	Rand PAUL	0	0.00%	9	100.00%	9	100.00%
	Stephen Howard SLAUGHTER	0	0.00%	0	0.00%	0	0.00%
	Cast Votes:	0	0.00%	9	100.00%	9	100.00%
UNITED STATES REPRESENTATIVE in CONGRESS 1st Congressional District, Vote For 1							
	Mike PAPE	0	0.00%	2	22.22%	2	22.22%
	Miles A. CAUGHEY JR.	0	0.00%	0	0.00%	0	0.00%
	Jason BATTS	0	0.00%	1	11.11%	1	11.11%
	James R. COMER	0	0.00%	6	66.67%	6	66.67%
	Cast Votes:	0	0.00%	9	100.00%	9	100.00%
PRESIDENT of the UNITED STATES, Vote For 1							
	Martin J. O'MALLEY	0	0.00%	4	5.13%	4	5.13%
	Bernard "Bernie" SANDERS	0	0.00%	37	47.44%	37	47.44%
	Hillary CLINTON	0	0.00%	26	33.33%	26	33.33%
	Roque Rocky DE LA FUENTE	0	0.00%	1	1.28%	1	1.28%
	"UNCOMMITTED"	0	0.00%	10	12.82%	10	12.82%
	Cast Votes:	0	0.00%	78	98.73%	78	98.73%
UNITED STATES SENATOR, Vote For 1							
	Jim GRAY	0	0.00%	42	58.33%	42	58.33%
	Rory HOULIHAN	0	0.00%	5	6.94%	5	6.94%
	Jeff KENDER	0	0.00%	6	8.33%	6	8.33%
	Ron LEACH	0	0.00%	8	11.11%	8	11.11%
	Tom RECKTENWALD	0	0.00%	1	1.39%	1	1.39%
	Grant T. SHORT	0	0.00%	7	9.72%	7	9.72%
	Sellus WILDER	0	0.00%	3	4.17%	3	4.17%
	Cast Votes:	0	0.00%	72	91.14%	72	91.14%
UNITED STATES REPRESENTATIVE in CONGRESS 1st Congressional District, Vote For 1							
	Tom OSBORNE	0	0.00%	54	73.97%	54	73.97%
	Samuel L. GASKINS	0	0.00%	19	26.03%	19	26.03%
	Cast Votes:	0	0.00%	73	92.41%	73	92.41%

Precinct Report — Unofficial

PRESIDENTIAL PREFERENCE AND REGULAR PRIMARY — OFFICIAL BALLOT FOR HOPKINS COUNTY — May 17, 2016

05/17/2016 07:09 PM

Total Number of Voters : 6,888 of 0 = 0.00%

Precincts Reporting 51 of 51 = 100.00%

Party	Candidate	Early		Election		Total	
Precinct G048M (Ballots Cast: 135)							
UNITED STATES SENATOR, Vote For 1							
	James R. GOULD	0	0.00%	2	5.13%	2	5.13%
	Rand PAUL	0	0.00%	37	94.87%	37	94.87%
	Stephen Howard SLAUGHTER	0	0.00%	0	0.00%	0	0.00%
	Cast Votes:	0	0.00%	39	100.00%	39	100.00%
UNITED STATES REPRESENTATIVE in CONGRESS 1st Congressional District, Vote For 1							
	Mike PAPE	0	0.00%	10	25.64%	10	25.64%
	Miles A. CAUGHEY JR.	0	0.00%	1	2.56%	1	2.56%
	Jason BATTS	0	0.00%	4	10.26%	4	10.26%
	James R. COMER	0	0.00%	24	61.54%	24	61.54%
	Cast Votes:	0	0.00%	39	100.00%	39	100.00%
PRESIDENT of the UNITED STATES, Vote For 1							
	Martin J. O'MALLEY	0	0.00%	2	2.08%	2	2.08%
	Bernard "Bernie" SANDERS	0	0.00%	45	46.88%	45	46.88%
	Hillary CLINTON	0	0.00%	40	41.67%	40	41.67%
	Roque Rocky DE LA FUENTE	0	0.00%	0	0.00%	0	0.00%
	"UNCOMMITTED"	0	0.00%	9	9.38%	9	9.38%
	Cast Votes:	0	0.00%	96	100.00%	96	100.00%
UNITED STATES SENATOR, Vote For 1							
	Jim GRAY	0	0.00%	58	64.44%	58	64.44%
	Rory HOULIHAN	0	0.00%	4	4.44%	4	4.44%
	Jeff KENDER	0	0.00%	5	5.56%	5	5.56%
	Ron LEACH	0	0.00%	9	10.00%	9	10.00%
	Tom RECKTENWALD	0	0.00%	4	4.44%	4	4.44%
	Grant T. SHORT	0	0.00%	2	2.22%	2	2.22%
	Sellus WILDER	0	0.00%	8	8.89%	8	8.89%
	Cast Votes:	0	0.00%	90	93.75%	90	93.75%
UNITED STATES REPRESENTATIVE in CONGRESS 1st Congressional District, Vote For 1							
	Tom OSBORNE	0	0.00%	62	72.09%	62	72.09%
	Samuel L. GASKINS	0	0.00%	24	27.91%	24	27.91%
	Cast Votes:	0	0.00%	86	89.58%	86	89.58%
CITY COUNCIL City of Madisonville Ward 3, Vote For 1							
	James C. DANIELS	0	0.00%	0	0.00%	0	0.00%
	Raymond MARION JR.	0	0.00%	0	0.00%	0	0.00%
	Cast Votes:	0	0.00%	0	0.00%	0	0.00%

Total Number of Voters : 6,888 of 0 = 0.00%

Precincts Reporting 51 of 51 = 100.00%

Party	Candidate	Early		Election		Total	
Precinct G049M (Ballots Cast: 139)							
UNITED STATES SENATOR, Vote For 1							
	James R. GOULD	0	0.00%	3	10.00%	3	10.00%
	Rand PAUL	0	0.00%	26	86.67%	26	86.67%
	Stephen Howard SLAUGHTER	0	0.00%	1	3.33%	1	3.33%
	Cast Votes:	0	0.00%	30	100.00%	30	100.00%
UNITED STATES REPRESENTATIVE in CONGRESS 1st Congressional District, Vote For 1							
	Mike PAPE	0	0.00%	9	30.00%	9	30.00%
	Miles A. CAUGHEY JR.	0	0.00%	1	3.33%	1	3.33%
	Jason BATTS	0	0.00%	6	20.00%	6	20.00%
	James R. COMER	0	0.00%	14	46.67%	14	46.67%
	Cast Votes:	0	0.00%	30	100.00%	30	100.00%
PRESIDENT of the UNITED STATES, Vote For 1							
	Martin J. O'MALLEY	0	0.00%	3	2.86%	3	2.86%
	Bernard "Bernie" SANDERS	0	0.00%	46	43.81%	46	43.81%
	Hillary CLINTON	0	0.00%	40	38.10%	40	38.10%
	Roque Rocky DE LA FUENTE	0	0.00%	2	1.90%	2	1.90%
	"UNCOMMITTED"	0	0.00%	14	13.33%	14	13.33%
	Cast Votes:	0	0.00%	105	96.33%	105	96.33%
UNITED STATES SENATOR, Vote For 1							
	Jim GRAY	0	0.00%	59	61.46%	59	61.46%
	Rory HOULIHAN	0	0.00%	3	3.13%	3	3.13%
	Jeff KENDER	0	0.00%	7	7.29%	7	7.29%
	Ron LEACH	0	0.00%	10	10.42%	10	10.42%
	Tom RECKTENWALD	0	0.00%	4	4.17%	4	4.17%
	Grant T. SHORT	0	0.00%	5	5.21%	5	5.21%
	Sellus WILDER	0	0.00%	8	8.33%	8	8.33%
	Cast Votes:	0	0.00%	96	88.07%	96	88.07%
UNITED STATES REPRESENTATIVE in CONGRESS 1st Congressional District, Vote For 1							
	Tom OSBORNE	0	0.00%	70	76.92%	70	76.92%
	Samuel L. GASKINS	0	0.00%	21	23.08%	21	23.08%
	Cast Votes:	0	0.00%	91	83.49%	91	83.49%

Precinct Report — Unofficial

PRESIDENTIAL PREFERENCE AND REGULAR PRIMARY — OFFICIAL BALLOT FOR HOPKINS COUNTY — May 17, 2016

05/17/2016 07:09 PM

Total Number of Voters : 6,888 of 0 = 0.00%

Precincts Reporting 51 of 51 = 100.00%

Party	Candidate	Early		Election		Total	
Precinct G050 (Ballots Cast: 48)							
UNITED STATES SENATOR, Vote For 1							
	James R. GOULD	0	0.00%	3	33.33%	3	33.33%
	Rand PAUL	0	0.00%	5	55.56%	5	55.56%
	Stephen Howard SLAUGHTER	0	0.00%	1	11.11%	1	11.11%
	Cast Votes:	0	0.00%	9	100.00%	9	100.00%
UNITED STATES REPRESENTATIVE in CONGRESS 1st Congressional District, Vote For 1							
	Mike PAPE	0	0.00%	4	44.44%	4	44.44%
	Miles A. CAUGHEY JR.	0	0.00%	0	0.00%	0	0.00%
	Jason BATTS	0	0.00%	1	11.11%	1	11.11%
	James R. COMER	0	0.00%	4	44.44%	4	44.44%
	Cast Votes:	0	0.00%	9	100.00%	9	100.00%
PRESIDENT of the UNITED STATES, Vote For 1							
	Martin J. O'MALLEY	0	0.00%	0	0.00%	0	0.00%
	Bernard "Bernie" SANDERS	0	0.00%	19	50.00%	19	50.00%
	Hillary CLINTON	0	0.00%	14	36.84%	14	36.84%
	Roque Rocky DE LA FUENTE	0	0.00%	0	0.00%	0	0.00%
	"UNCOMMITTED"	0	0.00%	5	13.16%	5	13.16%
	Cast Votes:	0	0.00%	38	97.44%	38	97.44%
UNITED STATES SENATOR, Vote For 1							
	Jim GRAY	0	0.00%	18	58.06%	18	58.06%
	Rory HOULIHAN	0	0.00%	2	6.45%	2	6.45%
	Jeff KENDER	0	0.00%	2	6.45%	2	6.45%
	Ron LEACH	0	0.00%	3	9.68%	3	9.68%
	Tom RECKTENWALD	0	0.00%	0	0.00%	0	0.00%
	Grant T. SHORT	0	0.00%	2	6.45%	2	6.45%
	Sellus WILDER	0	0.00%	4	12.90%	4	12.90%
	Cast Votes:	0	0.00%	31	79.49%	31	79.49%
UNITED STATES REPRESENTATIVE in CONGRESS 1st Congressional District, Vote For 1							
	Tom OSBORNE	0	0.00%	18	60.00%	18	60.00%
	Samuel L. GASKINS	0	0.00%	12	40.00%	12	40.00%
	Cast Votes:	0	0.00%	30	76.92%	30	76.92%

Jackson County

RECAPITULATION SHEET

RECEIVED
MAY 23 2016
State Board of Elections

RECAPITULATION SHEET

Primary Election
May 17, 2016

PRECINCT

PRECINCT	UNITED STATES SENATOR			UNITED STATES REPRESENTATIVE IN CONGRESS		STATE SENATOR		COUNTY ATTORNEY		PRESIDENT OF THE UNITED STATES					
	Rand PAUL	Stephen Howard SLAUGHTER	James R. GOULD	Harold "Hal" ROGERS	John BURK JR.	Albert ROBINSON	Michael BRYANT	Jan WILLIAMSON	Ross E. MURRAY	Martin J. O'MALLEY	Bernard "Bernie" SANDERS	Hillary CLINTON	Roque Rocky DE LA FUENTE	"UNCOMMITTED"
A101 McKee #1	108	14	10	110	27	83	61	67	84	Ø	5	2	Ø	Ø
A102 McKee #2	78	18	10	92	23	69	48	45	82	Ø	9	5	Ø	Ø
A103 McKee #3	177	19	20	198	34	144	90	86	156	Ø	6	2	Ø	1
A104 McKee #4	44	5	3	45	10	32	21	13	43	Ø	4	Ø	Ø	Ø
A105 McKee #5	24	2	Ø	25	1	21	8	14	12	Ø	Ø	1	1	Ø
A106 McKee #6	49	9	7	61	14	47	28	15	64	Ø	2	1	Ø	1
B101 Pond Creek #1	128	9	8	127	30	105	50	36	125	Ø	18	11	Ø	Ø
B102 Pond Creek #2	208	25	30	241	46	190	101	71	228	2	32	15	Ø	1
B103 Pond Creek #3	198	18	31	218	40	156	109	104	163	Ø	16	12	Ø	1
B104 Pond Creek #4	112	16	6	122	12	76	59	51	91	Ø	7	6	Ø	Ø
C101 Coyle #1	82	9	8	94	13	76	27	55	54	Ø	10	7	Ø	1
C102 Coyle #2	80	4	8	87	11	64	35	45	58	Ø	2	1	Ø	Ø
C103 Coyle #3	34	2	2	32	5	25	12	16	23	1	8	6	Ø	1
C104 Coyle #4	58	12	3	69	14	57	24	32	54	Ø	5	Ø	Ø	1
Paper Abs. Ballot														
Abs. Machine														
ABSENTEE TOTAL	70	4	12	82	13	66	23	29	69	Ø	4	9	Ø	Ø
iVotronic Machine	1380	162	146	1521	280	1145	671	650	1237	3	124	69	1	7
TOTAL	1450	166	158	1603	293	1211	694	679	1306	3	128	78	1	7

RECAPITULATION SHEET

PRECINCT	UNITED STATES SENATOR							CIRCUIT JUDGE "FAMILY COURT" 41st Judicial Circuit 2nd Division		
	Tom RECKTENWALD	Grant T. SHORT	Sellus WILDER	Jim GRAY	Rory HOULIHAN	Jeff KENDER	Ron LEACH	Clint J. HARRIS	Kenneth STEPP	Monica RICE-SMITH
A101 McKee #1	Ø	Ø	2	5	Ø	Ø	Ø	86	15	42
A102 McKee #2	1	Ø	2	8	Ø	Ø	Ø	74	11	42
A103 McKee #3	Ø	Ø	1	7	Ø	Ø	2	139	16	74
A104 McKee #4	Ø	Ø	2	1	Ø	Ø	Ø	27	8	20
A105 McKee #5	Ø	Ø	Ø	2	Ø	Ø	Ø	14	3	10
A106 McKee #6	Ø	Ø	2	1	Ø	1	Ø	52	7	20
B101 Pond Creek #1	2	1	4	18	Ø	1	2	109	11	55
B102 Pond Creek #2	1	2	3	33	2	1	2	132	48	121
B103 Pond Creek #3	1	1	3	22	2	Ø	Ø	146	30	78
B104 Pond Creek #4	Ø	Ø	2	9	Ø	Ø	Ø	65	13	48
C101 Coyle #1	Ø	Ø	3	14	Ø	Ø	Ø	50	26	36
C102 Coyle #2	1	1	Ø	2	Ø	Ø	Ø	49	17	30
C103 Coyle #3	1	Ø	4	8	1	Ø	1	21	11	15
C104 Coyle #4	1	Ø	1	3	1	Ø	Ø	50	14	17
Paper Abs. Ballot										
Abs. Machine										
ABSENTEE TOTAL	Ø	Ø	1	11	Ø	Ø	Ø	55	8	34
iVotronic Machine	8	5	29	133	6	3	7	1014	230	608
TOTAL	8	5	30	144	6	3	7	1069	238	642

Jackson County

	United States Senator			U. S. Representative 5th District		State Senator 21st District		County Attorney		President of the United States					United States Senator							Circuit Judge 2nd Division		
	Rand PAUL	Stephen Howard SLAUGHTER	James R. GOULD	"Hal" ROGERS	John BURK JR.	Albert ROBINSON	Michael BRYANT	Jan WILLIAMSON	Ross E. MURRAY	Martin J. O'MALLEY	Bernard "Bernie" SANDER	Hillary CLINTON	Roque Rocky DE LA FUENTE	"UNCOMMITTED"	Tom RECKTENWALD	Grant T. SHORT	Selus WILDER	Jim GRAY	Rory HOULIHAN	Jeff KENDER	Ron LEACH	Clint J. HARRIS	Kenneth STEPP	Monica RICE-SMITH
A101 McKee #1	108	14	10	110	27	83	61	67	84	0	5	2	0	0	0	0	2	5	0	0	0	86	15	42
A102 McKee #2	78	18	10	92	23	69	48	45	82	0	9	5	0	0	1	0	2	8	0	0	0	74	11	42
A103 McKee #3	177	19	20	198	34	144	90	86	156	0	6	2	0	1	0	0	1	7	0	0	2	139	16	74
A104 McKee #4	44	5	3	45	10	32	21	13	43	0	4	0	0	0	0	0	2	1	0	0	0	27	8	20
A105 McKee #5	24	2	0	25	1	21	8	14	12	0	0	1	1	0	0	0	0	2	0	0	0	14	3	10
A106 McKee #6	49	9	7	61	14	47	28	15	64	0	2	1	0	1	0	0	2	1	0	1	0	52	7	20
B101 Pond Creek #1	128	9	8	127	30	105	50	36	125	0	18	11	0	0	2	1	4	18	0	1	2	109	11	55
B102 Pond Creek #2	208	25	30	241	46	190	101	71	228	2	32	15	0	1	1	2	3	33	2	1	2	132	48	121
B103 Pond Creek #3	198	18	31	218	40	156	107	104	163	0	16	12	0	1	1	1	3	22	2	0	0	146	30	78
B104 Pond Creek #4	112	16	6	122	12	76	59	51	91	0	7	6	0	0	0	0	2	9	0	0	0	65	13	48
C101 Coyle #1	82	9	8	94	13	76	27	55	54	0	10	7	0	1	0	0	3	14	0	0	0	50	26	36
C102 Coyle #2	80	4	8	87	11	64	35	45	58	0	2	1	0	0	1	1	0	2	0	0	0	49	17	30
C103 Coyle #3	34	2	2	32	5	25	12	16	23	1	8	6	0	1	1	0	4	8	1	0	1	21	11	15
C104 Coyle #4	58	12	3	69	14	57	24	32	54	0	5	0	0	1	1	0	1	3	1	0	0	50	14	17
Absentee Machine	37	1	6	41	9	31	16	9	43	0	4	5	0	0	0	0	1	7	0	0	0	39	2	13
Absentee Paper	33	3	6	41	4	35	7	20	26	0	0	4	0	0	0	0	0	4	0	0	0	16	6	21
TOTALS	1450	166	158	1603	293	1211	694	679	1306	3	128	78	1	7	8	5	30	144	6	3	7	1069	238	642

RECEIVED
MAY 23 2016
State Board of Elections

General Election November 3, 2015
Jefferson County, KY
Statement of Votes Cast
Official Results (Official Write-in Votes at End of Report)

GOVERNOR

Jurisdiction Wide	Total Votes	Matt BEVIN (REP)	Jack CONWAY (DEM)	Drew CURTIS	Write-In Votes
A105	564	190	352	20	2
A107	241	92	138	11	0
A108	439	169	252	18	0
A111	344	144	192	8	0
A113	397	184	194	19	0
A114	311	142	150	16	3
A115	304	144	146	13	1
A118	173	80	86	6	1
A119	314	134	164	16	0
A121	327	122	181	21	3
A123	403	177	211	14	1
A124	427	227	191	8	1
A125	460	258	188	14	0
A126	434	228	194	12	0
A127	235	110	117	7	1
A128	303	153	137	12	1
A129	418	207	200	10	1
A130	196	105	83	8	0
A131	392	197	190	5	0
A134	188	81	97	9	1
A135	257	126	123	6	2
A136	195	65	124	6	0
A139	209	83	108	18	0
A140	458	203	240	15	0
A141	9	4	4	1	0
A142	113	47	57	9	0
A143	3	3	0	0	0
B124	361	171	173	13	4
B132	512	309	182	21	0
B133	559	292	249	18	0
B134	734	380	327	25	2
B149	301	164	127	10	0
B151	584	307	260	16	1
B153	69	40	28	1	0
B154	333	155	165	12	1
B155	267	113	143	11	0
B156	503	237	244	21	1
B157	693	326	343	22	2
B158	630	368	257	5	0
B159	769	416	320	33	0
B160	329	169	149	9	2
B161	49	25	22	2	0
B162	513	321	177	15	0
B163	456	196	243	17	0
B166	341	160	168	12	1
B168	496	273	213	10	0
B169	399	207	175	13	4
B170	350	158	177	15	0
B172	693	374	300	18	1
B173	436	232	188	15	1
B175	463	248	197	18	0
B177	416	256	152	8	0

RECEIVED
NOV 17 2015
State Board of Elections

General Election November 3, 2015
Jefferson County, KY
Statement of Votes Cast
Official Results (Official Write-in Votes at End of Report)

	GOVERNOR				
	Total Votes	Matt BEVIN (REP)	Jack CONWAY (DEM)	Drew CURTIS	Write-In Votes
B181	64	33	29	2	0
B182	324	166	147	10	1
B183	787	440	332	15	0
B184	9	8	1	0	0
B185	160	77	78	5	0
C101	407	61	332	13	1
C102	294	75	205	14	0
C103	288	68	211	9	0
C104	185	41	139	4	1
C105	169	13	149	7	0
C106	447	86	342	17	2
C108	345	45	294	6	0
C109	139	14	122	3	0
C110	259	11	239	8	1
C111	457	26	417	13	1
C113	124	28	88	8	0
C115	412	118	282	11	1
C122	265	97	159	8	1
C123	207	71	124	12	0
C124	447	175	257	15	0
C125	260	61	188	11	0
C126	284	60	217	4	3
C128	100	39	52	9	0
C129	541	140	382	18	1
C130	36	14	21	1	0
C131	208	96	107	5	0
C133	535	155	367	12	1
C134	327	109	204	12	2
C135	359	155	195	9	0
C136	212	83	123	5	1
C137	348	122	216	10	0
C138	275	100	167	8	0
C139	14	6	7	1	0
C141	172	52	113	6	1
C142	216	45	163	6	2
C143	63	25	37	1	0
C144	40	17	23	0	0
C145	93	39	49	5	0
C146	0	0	0	0	0
C147	15	5	9	1	0
C148	19	3	16	0	0
C149	8	6	1	1	0
C150	3	3	0	0	0
C151	18	4	12	2	0
D101	240	93	142	5	0
D104	290	109	170	11	0
D106	383	148	220	15	0
D108	479	183	277	19	0
D109	167	63	97	7	0
D110	271	89	176	5	1
D113	273	59	205	9	0
D114	452	185	250	17	0
D115	486	196	272	17	1

General Election November 3, 2015
Jefferson County, KY
Statement of Votes Cast
Official Results (Official Write-in Votes at End of Report)

	GOVERNOR				
	Total Votes	Matt BEVIN (REP)	Jack CONWAY (DEM)	Drew CURTIS	Write-In Votes
D116	526	228	275	23	0
D117	433	192	230	11	0
D120	424	155	249	19	1
D121	308	128	162	18	0
D122	356	163	180	13	0
D126	575	238	314	21	2
D129	218	85	124	9	0
D130	393	146	232	15	0
D131	263	94	156	11	2
D132	766	279	466	21	0
D135	282	107	166	9	0
D136	624	287	323	14	0
D137	344	172	162	10	0
D138	686	293	384	9	0
D139	523	218	282	22	1
D140	495	217	259	17	2
D141	440	240	184	16	0
D142	448	217	215	15	1
D144	211	79	121	11	0
D145	187	83	95	9	0
E139	200	63	134	3	0
E141	181	86	92	3	0
E142	365	146	206	12	1
E143	229	83	137	8	1
E144	372	130	223	19	0
E145	396	197	179	20	0
E148	717	313	382	19	3
E152	611	299	292	19	1
E154	447	209	228	10	0
E155	400	165	227	8	0
E157	118	52	64	2	0
E158	322	141	170	11	0
E159	249	103	134	12	0
E160	439	216	202	21	0
E161	249	144	99	6	0
E162	84	37	44	3	0
E163	562	353	193	15	1
E164	520	308	199	13	0
E165	423	199	210	14	0
E166	297	151	133	12	1
E167	286	112	165	9	0
E168	236	149	82	4	1
E169	731	395	307	29	0
E171	324	132	182	10	0
E173	202	66	125	11	0
E175	300	118	167	15	0
E176	138	63	70	5	0
E177	171	68	98	4	1
E178	426	223	194	9	0
E179	473	279	187	7	0
E180	370	161	197	11	1
E181	493	215	262	15	1
E182	904	461	424	19	0

General Election November 3, 2015
Jefferson County, KY
Statement of Votes Cast
Official Results (Official Write-in Votes at End of Report)

	GOVERNOR				
	Total Votes	Matt BEVIN (REP)	Jack CONWAY (DEM)	Drew CURTIS	Write-In Votes
E183	378	178	193	6	1
E184	302	157	139	6	0
E185	96	31	58	7	0
F106	352	162	178	11	1
F145	606	322	269	14	1
F151	671	353	289	24	5
F152	660	382	267	11	0
F153	532	286	233	12	1
F154	480	286	186	7	1
F155	254	150	95	9	0
F156	541	279	244	18	0
F158	172	92	71	9	0
F161	453	269	178	6	0
F163	472	276	180	16	0
F164	514	321	180	13	0
F166	425	242	164	18	1
F167	315	135	171	9	0
F169	227	104	119	4	0
F170	190	72	109	8	1
F171	391	227	153	9	2
F172	377	181	179	17	0
F176	383	211	163	9	0
F179	418	196	208	14	0
F180	580	269	291	19	1
F181	637	273	346	18	0
F182	616	259	333	24	0
F183	236	147	86	3	0
F184	343	180	156	7	0
F185	342	124	209	9	0
F186	528	171	339	17	1
F187	349	129	205	13	2
G103	307	36	256	15	0
G104	262	56	195	11	0
G106	308	52	248	8	0
G107	368	62	293	13	0
G108	276	39	229	8	0
G109	480	91	376	13	0
G111	397	57	325	15	0
G112	678	118	535	25	0
G116	599	108	461	29	1
G117	714	141	549	23	1
G119	345	95	236	14	0
G120	365	80	272	13	0
G121	423	151	258	12	2
G122	315	82	227	6	0
G123	179	47	126	6	0
G124	602	217	372	13	0
G126	356	94	250	11	1
G129	127	41	78	8	0
G140	358	64	284	10	0
G141	380	85	276	17	2
G142	115	46	67	2	0
G143	567	105	437	24	1

General Election November 3, 2015
Jefferson County, KY
Statement of Votes Cast
Official Results (Official Write-in Votes at End of Report)

GOVERNOR

	Total Votes	Matt BEVIN (REP)	Jack CONWAY (DEM)	Drew CURTIS	Write-In Votes
G144	456	105	335	16	0
G145	696	179	495	21	1
G146	535	120	389	26	0
G147	502	150	330	21	1
G148	202	47	149	6	0
G149 - WEL	272	79	188	5	0
G150	245	103	132	10	0
G151	241	80	151	10	0
G154	386	119	249	16	2
G155	380	106	261	13	0
G156	510	277	227	5	1
G157	610	224	360	23	3
G158	525	247	257	18	3
G159	0	0	0	0	0
G160	280	150	124	6	0
G161	339	93	236	10	0
G162	77	32	43	2	0
G163	287	93	178	15	1
G164	579	196	362	18	3
G165	256	89	158	9	0
G166	82	29	46	6	1
G167	181	66	108	7	0
G168	71	37	28	6	0
G169	189	57	125	6	1
H102	378	58	304	15	1
H103	573	119	439	14	1
H105	421	86	318	17	0
H106	399	95	281	21	2
H109	210	60	135	15	0
H110	429	88	321	19	1
H111	273	98	168	7	0
H112	451	171	267	12	1
H113	248	112	132	4	0
H114	4	0	4	0	0
H115	251	84	155	10	2
H116	383	133	234	15	1
H117	663	307	336	19	1
H118	405	129	252	23	1
H120	558	194	329	35	0
H121	190	64	111	15	0
H123	122	44	73	5	0
H124	46	7	39	0	0
H125	173	67	99	7	0
H126 - LNV	276	105	156	15	0
H127	116	44	68	4	0
H130	0	0	0	0	0
H131	205	27	169	9	0
H132	140	10	128	2	0
H133	53	9	37	7	0
H138	424	128	273	22	1
H141	401	96	289	15	1
H144	308	151	145	10	2
H145	303	144	150	9	0

General Election November 3, 2015
Jefferson County, KY
Statement of Votes Cast
Official Results (Official Write-in Votes at End of Report)

	GOVERNOR				
	Total Votes	Matt BEVIN (REP)	Jack CONWAY (DEM)	Drew CURTIS	Write-In Votes
H146	328	156	160	12	0
H147	257	112	135	9	1
H148	273	125	136	10	2
H150	0	0	0	0	0
H151	0	0	0	0	0
H152	60	10	46	2	2
H153	0	0	0	0	0
H154	76	27	46	3	0
H155	70	32	37	1	0
H156	0	0	0	0	0
H157	16	3	13	0	0
H158	0	0	0	0	0
H159	83	40	40	3	0
H160	349	133	200	15	1
H161	1	0	1	0	0
H162	211	87	105	19	0
I107	214	63	148	3	0
I109	173	49	115	9	0
I110	90	31	55	4	0
I111	538	189	329	19	1
I112	422	154	245	22	1
I115	160	45	107	8	0
I120	176	66	102	8	0
I122	172	82	85	5	0
I123	494	214	265	15	0
I124	134	60	69	5	0
I125	114	47	66	1	0
I126	300	147	139	14	0
I130	151	75	72	4	0
I133	550	271	261	18	0
I135	183	85	90	8	0
I138	2	1	1	0	0
I140	26	7	17	2	0
I141	234	110	111	13	0
I142	0	0	0	0	0
I143	27	9	17	1	0
I144	46	26	20	0	0
I145	38	22	16	0	0
I146	273	134	129	10	0
I147	18	11	5	2	0
I148	154	77	70	7	0
I149	0	0	0	0	0
I150	24	7	16	1	0
I151	296	120	164	12	0
I152	413	201	194	18	0
I153	469	196	254	19	0
I154	466	204	240	21	1
I155	19	5	14	0	0
I156	155	71	79	5	0
J101	242	49	174	18	1
J104	410	102	291	16	1
J105	229	84	135	10	0
J107	183	52	116	14	1

General Election November 3, 2015
Jefferson County, KY
Statement of Votes Cast
Official Results (Official Write-in Votes at End of Report)

	GOVERNOR				
	Total Votes	Matt BEVIN (REP)	Jack CONWAY (DEM)	Drew CURTIS	Write-In Votes
J108	468	145	298	24	1
J111	263	69	175	19	0
J113	372	127	223	20	2
J114	446	169	249	27	1
J117	229	95	126	7	1
J119	304	127	168	9	0
J120	379	142	220	15	2
J122	249	104	139	6	0
J123	208	88	112	8	0
J130	108	38	67	3	0
J135	399	223	163	12	1
J137	323	192	115	16	0
J138	64	34	28	2	0
J140	98	32	64	2	0
J141	230	111	109	10	0
J142	2	2	0	0	0
J143	39	26	13	0	0
J144	428	246	176	5	1
J145	435	230	191	13	1
J146	0	0	0	0	0
J147	265	80	172	12	1
J148	367	122	235	10	0
J149	228	59	160	9	0
J150	224	83	134	7	0
J151	4	0	4	0	0
J152	241	122	109	10	0
J153	96	44	48	4	0
J154	0	0	0	0	0
J155	131	78	48	5	0
K104	70	11	56	3	0
K105	275	35	226	12	2
K110	178	31	142	5	0
K111	136	38	92	2	4
K112	140	35	94	10	1
K113	112	23	85	4	0
K114	256	45	198	13	0
K116	41	9	32	0	0
K117	279	83	180	15	1
K118	238	23	212	3	0
K119	342	107	226	9	0
K122	333	48	276	8	1
K123	406	50	349	7	0
K125	93	15	72	6	0
K126	107	27	76	4	0
K127	414	142	253	19	0
K128	272	104	153	14	1
K129	298	50	241	5	2
K130	268	43	219	6	0
K131	229	53	170	6	0
K132	106	39	62	5	0
K133	221	43	164	13	1
K134	273	73	183	16	1
K135	9	2	6	1	0

General Election November 3, 2015
Jefferson County, KY
Statement of Votes Cast
Official Results (Official Write-in Votes at End of Report)

	GOVERNOR				
	Total Votes	Matt BEVIN (REP)	Jack CONWAY (DEM)	Drew CURTIS	Write-In Votes
K136	56	17	39	0	0
K137	41	1	38	2	0
K138	69	29	38	2	0
K139	0	0	0	0	0
K140	71	9	60	1	1
K141	99	22	74	2	1
K142	0	0	0	0	0
K143	0	0	0	0	0
K144	313	127	178	7	1
K145	494	210	269	13	2
K146	427	196	217	12	2
K147	415	172	226	17	0
K148	280	104	168	8	0
K149	2	0	2	0	0
K150	0	0	0	0	0
K151	0	0	0	0	0
L104	301	20	268	12	1
L108	196	9	180	6	1
L110	11	3	8	0	0
L111	90	13	72	5	0
L112	168	17	147	4	0
L113	280	28	246	6	0
L115	60	13	42	4	1
L117	380	95	267	18	0
L118	688	242	427	19	0
L119	325	92	222	9	2
L134	336	134	191	11	0
L135	335	139	183	13	0
L136	444	120	310	14	0
L138	311	119	179	13	0
L139	559	231	314	12	2
L140	131	7	121	3	0
L141	155	27	121	6	1
L142	209	33	171	5	0
L143	125	12	106	6	1
L144	126	13	110	3	0
L145	219	16	197	5	1
L146	482	162	311	8	1
L147	230	8	219	3	0
L148	117	6	105	6	0
L149	5	1	4	0	0
L150	34	3	31	0	0
L151	328	121	187	19	1
L152	163	61	97	5	0
L153 - WLP	44	14	29	1	0
L154	170	7	161	2	0
L155	4	1	3	0	0
L156	365	55	296	13	1
L157	267	8	255	4	0
L158	163	7	152	4	0
L159	78	4	72	2	0
L160	126	7	117	1	1
L161	237	12	213	12	0

General Election November 3, 2015
Jefferson County, KY
Statement of Votes Cast
Official Results (Official Write-in Votes at End of Report)

	GOVERNOR				
	Total Votes	Matt BEVIN (REP)	Jack CONWAY (DEM)	Drew CURTIS	Write-In Votes
L162	2	0	2	0	0
L163	143	10	131	2	0
L164	151	40	101	10	0
M102	507	18	471	18	0
M103	561	18	529	13	1
M104	193	3	183	5	2
M105	212	9	193	6	4
M107	121	9	110	2	0
M110	290	7	273	8	2
M121	356	60	280	16	0
M123	473	76	381	15	1
M124	345	49	279	17	0
M129	121	9	107	5	0
M130	124	15	108	1	0
M131	182	28	147	6	1
M133	371	19	344	7	1
M137	298	79	211	8	0
M138	595	134	443	18	0
M139	317	47	247	23	0
M140	144	18	118	7	1
M141	206	20	177	9	0
M142	611	92	500	18	1
M143	262	43	208	10	1
M144	162	18	138	6	0
M145	34	3	31	0	0
M146	251	36	209	6	0
M147	207	33	168	6	0
M148	277	12	262	3	0
M149	204	40	149	13	2
M150	158	36	119	3	0
M159	50	6	40	4	0
M160	73	11	59	2	1
M162	160	21	132	6	1
M163	108	15	87	6	0
M164	11	0	10	1	0
M165	0	0	0	0	0
M166	160	12	147	1	0
M167	0	0	0	0	0
M168	61	6	48	7	0
M169	247	6	230	11	0
M170	361	29	321	11	0
M171	407	22	375	9	1
M172	64	2	59	1	2
M173	392	38	346	8	0
M174	0	0	0	0	0
M175	0	0	0	0	0
N101	375	43	317	12	3
N102	259	89	160	10	0
N103	424	14	398	10	2
N104	408	24	375	9	0
N105	293	23	262	7	1
N106	386	17	358	11	0
N107	397	15	369	12	1

General Election November 3, 2015
Jefferson County, KY
Statement of Votes Cast
Official Results (Official Write-in Votes at End of Report)

	GOVERNOR				
	Total Votes	Matt BEVIN (REP)	Jack CONWAY (DEM)	Drew CURTIS	Write-In Votes
N108	412	26	379	6	1
N109	269	17	243	8	1
N110	259	18	236	4	1
N111	187	8	174	5	0
N112	216	15	196	5	0
N113	164	10	148	6	0
N115	201	46	150	5	0
N117	230	52	173	5	0
N124	2	1	1	0	0
N125	511	234	262	12	3
N126	356	209	135	12	0
N127	28	6	22	0	0
N128	75	19	54	2	0
N130	466	149	302	15	0
N131	529	296	221	12	0
N134	383	52	316	12	3
N135	37	11	23	3	0
N136	101	12	84	4	1
N137	74	3	70	1	0
N138	28	0	28	0	0
N139	39	1	38	0	0
N141	349	173	164	11	1
N142	632	283	330	16	3
N143	605	248	330	26	1
N144 - WLP	334	158	159	17	0
N145	161	4	147	10	0
N146	349	134	204	8	3
N147	48	12	36	0	0
N148	131	10	117	4	0
N149	61	2	58	1	0
N150	7	0	7	0	0
O105	383	73	301	7	2
O107	474	73	388	13	0
O109	439	84	336	18	1
O111	340	83	249	8	0
O112	246	107	134	4	1
O113	239	68	163	8	0
O114	370	142	214	13	1
O115	460	169	271	19	1
O117	351	44	296	11	0
O119	444	83	353	7	1
O121	331	72	254	4	1
O123	192	46	140	6	0
O124	231	95	132	4	0
O126	293	76	202	15	0
O127	267	89	168	9	1
O128	431	158	260	13	0
O129	488	200	274	14	0
O130	319	130	176	11	2
O131	240	76	151	13	0
O133	411	196	202	13	0
O134	420	221	183	16	0
O135	276	95	161	18	2

General Election November 3, 2015
Jefferson County, KY
Statement of Votes Cast
Official Results (Official Write-in Votes at End of Report)

	GOVERNOR				
	Total Votes	Matt BEVIN (REP)	Jack CONWAY (DEM)	Drew CURTIS	Write-In Votes
O136	240	84	143	12	1
O137	583	219	356	8	0
O138	129	48	79	2	0
O139	16	7	7	2	0
O141	0	0	0	0	0
O142	213	89	115	9	0
O143	9	3	6	0	0
Q101	442	139	282	21	0
Q103	480	176	286	17	1
Q104	107	37	62	7	1
Q105	607	235	355	17	0
Q107	537	182	330	25	0
Q109	588	304	254	30	0
Q112	483	228	235	19	1
Q113	211	114	86	11	0
Q114	439	256	169	13	1
Q115	465	197	257	11	0
Q116	431	192	224	15	0
Q117	459	221	226	12	0
Q119	430	194	213	22	1
Q122	317	45	260	11	1
Q123	372	21	345	6	0
Q124	286	44	239	3	0
Q125	610	290	300	20	0
Q126	238	116	112	9	1
Q127	186	55	124	7	0
Q131	238	117	117	4	0
Q132	246	121	116	9	0
Q134	210	53	148	9	0
Q136	121	43	76	2	0
Q137	313	134	173	5	1
Q138	168	56	110	2	0
Q139	186	90	91	5	0
S116	442	242	186	14	0
S118	575	258	294	22	1
S119	681	269	395	17	0
S125	653	309	330	14	0
S126	513	264	233	16	0
S128	456	221	223	11	1
S129	382	190	180	11	1
S130	532	283	230	14	5
S131	410	141	248	20	1
S132	432	175	246	10	1
S135	403	141	241	20	1
S139	572	224	337	11	0
S140	500	273	218	7	2
S141	632	270	329	33	0
S142	322	137	172	13	0
S143	540	334	194	10	2
S144	391	179	205	7	0
S146	366	148	195	22	1
S150	537	297	225	14	1
S152	345	184	155	6	0

General Election November 3, 2015
Jefferson County, KY
Statement of Votes Cast
Official Results (Official Write-in Votes at End of Report)

	GOVERNOR				
	Total Votes	Matt BEVIN (REP)	Jack CONWAY (DEM)	Drew CURTIS	Write-In Votes
S153	522	270	240	11	1
S156	283	102	172	9	0
S160	901	507	365	26	3
S161	322	122	188	10	2
S164	423	190	221	12	0
S165	347	196	146	4	1
S166	495	275	206	14	0
S167	461	227	217	17	0
S168	235	129	92	14	0
V101	280	122	152	6	0
V102	654	400	238	14	2
V103	303	207	86	9	1
V104	728	434	273	20	1
V105	705	474	222	7	2
V106	286	123	147	16	0
V107	369	250	115	4	0
V108	638	446	175	17	0
V109	48	35	12	1	0
V110	756	497	251	8	0
V111	481	284	180	16	1
V112	15	9	6	0	0
V113	980	613	354	12	1
V114	481	336	132	11	2
V115	396	189	189	18	0
V116	477	248	216	11	2
V117	442	257	175	8	2
V118	468	221	221	26	0
V119	680	390	269	20	1
V120	521	271	224	25	1
V121	517	278	223	15	1
V122	0	0	0	0	0
V123	2	2	0	0	0
V124	309	150	146	13	0
V125	377	237	130	8	2
V126	581	366	209	4	2
V127	546	290	244	11	1
V128	503	310	180	12	1
V129	666	458	198	9	1
V130	168	102	60	6	0
V131	467	264	185	17	1
V132	309	188	109	11	1
3RD WALK-IN	3860	1536	2199	119	6
4TH WALK-IN	166	104	55	7	0
3RD MAIL-IN	1349	452	856	40	1
4TH MAIL-IN	28	13	15	0	0
Total					
Polling	187881	72322	109107	6136	316
Absentee	5403	2105	3125	166	7
Total	193284	74427	112232	6302	323

General Election November 3, 2015
Jefferson County, KY
Statement of Votes Cast
Official Results (Official Write-in Votes at End of Report)

SECRETARY OF STATE

	Total Votes	Stephen L. KNIPPER (REP)	Alison GRIMES (DEM)	Write-In Votes
Jurisdiction Wide				
A105	562	183	378	1
A107	240	85	155	0
A108	437	172	265	0
A111	339	131	207	1
A113	389	172	217	0
A114	310	124	185	1
A115	303	133	170	0
A118	171	81	90	0
A119	311	133	178	0
A121	324	120	204	0
A123	400	167	233	0
A124	422	220	202	0
A125	459	241	218	0
A126	429	199	229	1
A127	235	101	134	0
A128	303	150	153	0
A129	417	170	246	1
A130	195	105	90	0
A131	388	178	210	0
A134	186	79	106	1
A135	255	112	142	1
A136	195	58	137	0
A139	208	81	127	0
A140	454	182	271	1
A141	10	4	6	0
A142	111	48	63	0
A143	3	3	0	0
B124	355	159	196	0
B132	506	278	228	0
B133	554	277	276	1
B134	724	373	351	0
B149	298	157	140	1
B151	575	271	303	1
B153	68	38	30	0
B154	328	145	183	0
B155	265	116	149	0
B156	501	225	276	0
B157	690	303	386	1
B158	624	334	290	0
B159	764	377	386	1
B160	325	164	160	1
B161	49	24	25	0
B162	510	305	205	0
B163	455	192	263	0
B166	337	150	187	0
B168	488	246	242	0
B169	399	191	208	0
B170	350	163	187	0
B172	690	357	332	1
B173	427	207	220	0
B175	461	226	235	0
B177	412	230	182	0

General Election November 3, 2015
Jefferson County, KY
Statement of Votes Cast
Official Results (Official Write-in Votes at End of Report)

	SECRETARY OF STATE			
	Total Votes	Stephen L. KNIPPER (REP)	Alison GRIMES (DEM)	Write-In Votes
B181	64	32	32	0
B182	324	163	161	0
B183	775	403	372	0
B184	9	7	2	0
B185	160	77	82	1
C101	402	49	352	1
C102	293	71	222	0
C103	285	47	238	0
C104	183	36	147	0
C105	169	5	164	0
C106	446	72	374	0
C108	342	33	309	0
C109	139	10	129	0
C110	256	6	250	0
C111	458	14	444	0
C113	125	30	95	0
C115	408	105	303	0
C122	262	73	189	0
C123	204	78	126	0
C124	441	159	282	0
C125	260	60	200	0
C126	280	51	229	0
C128	98	41	57	0
C129	541	131	409	1
C130	35	10	25	0
C131	206	82	124	0
C133	535	156	378	1
C134	323	109	213	1
C135	351	141	210	0
C136	211	76	134	1
C137	338	112	223	3
C138	270	87	183	0
C139	13	9	4	0
C141	170	46	124	0
C142	213	44	169	0
C143	62	20	42	0
C144	42	14	28	0
C145	92	36	56	0
C146	0	0	0	0
C147	14	5	9	0
C148	19	2	17	0
C149	8	6	2	0
C150	3	3	0	0
C151	17	5	12	0
D101	238	101	137	0
D104	290	96	194	0
D106	379	158	220	1
D108	470	184	286	0
D109	166	57	109	0
D110	269	75	194	0
D113	272	56	216	0
D114	446	166	280	0
D115	487	193	294	0

General Election November 3, 2015
Jefferson County, KY
Statement of Votes Cast
Official Results (Official Write-in Votes at End of Report)

SECRETARY OF STATE

	Total Votes	Stephen L. KNIPPER (REP)	Alison GRIMES (DEM)	Write-In Votes
D116	520	208	312	0
D117	427	177	250	0
D120	422	159	263	0
D121	308	135	173	0
D122	355	146	209	0
D126	569	231	338	0
D129	211	79	132	0
D130	390	140	250	0
D131	261	95	166	0
D132	759	267	492	0
D135	278	94	184	0
D136	617	260	357	0
D137	341	165	176	0
D138	678	259	418	1
D139	519	220	299	0
D140	492	197	295	0
D141	439	230	209	0
D142	445	194	251	0
D144	209	82	127	0
D145	186	75	111	0
E139	199	60	139	0
E141	180	89	91	0
E142	360	144	216	0
E143	226	71	154	1
E144	369	129	239	1
E145	396	184	212	0
E148	709	304	403	2
E152	606	292	314	0
E154	440	178	260	2
E155	397	159	237	1
E157	116	45	71	0
E158	317	131	186	0
E159	245	102	142	1
E160	436	211	225	0
E161	246	147	99	0
E162	84	33	51	0
E163	556	334	220	2
E164	519	296	223	0
E165	422	184	238	0
E166	293	144	148	1
E167	283	98	185	0
E168	232	133	99	0
E169	722	358	363	1
E171	321	117	204	0
E173	201	58	142	1
E175	297	123	174	0
E176	136	59	77	0
E177	170	72	97	1
E178	424	221	203	0
E179	470	270	200	0
E180	361	144	217	0
E181	484	201	282	1
E182	890	409	480	1

General Election November 3, 2015
Jefferson County, KY
Statement of Votes Cast
Official Results (Official Write-in Votes at End of Report)

SECRETARY OF STATE

	Total Votes	Stephen L. KNIPPER (REP)	Alison GRIMES (DEM)	Write-In Votes
E183	373	162	211	0
E184	300	161	139	0
E185	95	32	63	0
F106	351	140	211	0
F145	598	296	302	0
F151	667	323	343	1
F152	654	354	300	0
F153	528	260	268	0
F154	468	267	201	0
F155	252	147	105	0
F156	534	260	274	0
F158	169	76	92	1
F161	449	238	210	1
F163	467	236	230	1
F164	507	292	215	0
F166	421	228	193	0
F167	311	126	185	0
F169	224	92	132	0
F170	189	65	124	0
F171	384	205	178	1
F172	374	172	202	0
F176	375	196	178	1
F179	413	170	242	1
F180	572	260	312	0
F181	629	248	381	0
F182	611	241	370	0
F183	233	140	93	0
F184	335	163	171	1
F185	339	116	223	0
F186	528	147	378	3
F187	346	129	216	1
G103	305	38	266	1
G104	257	56	201	0
G106	303	57	246	0
G107	364	60	304	0
G108	274	42	232	0
G109	475	96	379	0
G111	398	59	339	0
G112	667	121	546	0
G116	588	110	478	0
G117	704	138	566	0
G119	338	88	250	0
G120	362	85	276	1
G121	419	152	267	0
G122	309	80	229	0
G123	178	53	125	0
G124	596	204	392	0
G126	354	95	259	0
G129	126	41	84	1
G140	353	67	286	0
G141	375	83	292	0
G142	114	43	71	0
G143	563	111	450	2

General Election November 3, 2015
Jefferson County, KY
Statement of Votes Cast
Official Results (Official Write-in Votes at End of Report)

SECRETARY OF STATE

	Total Votes	Stephen L. KNIPPER (REP)	Alison GRIMES (DEM)	Write-In Votes
G144	451	99	352	0
G145	685	181	501	3
G146	531	123	408	0
G147	493	146	347	0
G148	201	55	146	0
G149 - WEL	267	76	191	0
G150	241	96	144	1
G151	235	74	160	1
G154	388	111	277	0
G155	376	111	263	2
G156	499	249	250	0
G157	602	210	389	3
G158	518	234	283	1
G159	0	0	0	0
G160	275	144	131	0
G161	337	93	243	1
G162	76	37	39	0
G163	283	82	201	0
G164	570	179	390	1
G165	249	88	159	2
G166	82	26	56	0
G167	181	53	128	0
G168	68	36	32	0
G169	183	54	129	0
H102	372	51	320	1
H103	570	119	451	0
H105	417	88	329	0
H106	394	93	299	2
H109	207	53	154	0
H110	427	76	350	1
H111	267	91	176	0
H112	446	159	287	0
H113	244	103	141	0
H114	4	0	4	0
H115	246	82	164	0
H116	383	140	243	0
H117	656	288	367	1
H118	397	121	275	1
H120	554	196	358	0
H121	190	68	122	0
H123	121	38	83	0
H124	45	7	38	0
H125	171	63	108	0
H126 - LNV	273	111	162	0
H127	115	39	76	0
H130	0	0	0	0
H131	204	27	177	0
H132	139	8	131	0
H133	52	10	42	0
H138	422	128	293	1
H141	400	90	308	2
H144	310	135	175	0
H145	305	140	165	0

General Election November 3, 2015
Jefferson County, KY
Statement of Votes Cast
Official Results (Official Write-in Votes at End of Report)

SECRETARY OF STATE

	Total Votes	Stephen L. KNIPPER (REP)	Alison GRIMES (DEM)	Write-In Votes
H146	324	150	174	0
H147	257	108	149	0
H148	270	118	152	0
H150	0	0	0	0
H151	0	0	0	0
H152	59	13	46	0
H153	0	0	0	0
H154	74	22	52	0
H155	70	32	38	0
H156	0	0	0	0
H157	16	3	13	0
H158	0	0	0	0
H159	85	38	47	0
H160	347	126	221	0
H161	1	0	1	0
H162	209	84	125	0
I107	210	56	153	1
I109	173	56	117	0
I110	89	26	63	0
I111	536	159	376	1
I112	419	141	278	0
I115	159	45	114	0
I120	172	60	112	0
I122	168	69	99	0
I123	485	189	296	0
I124	131	54	77	0
I125	112	42	70	0
I126	296	131	165	0
I130	150	74	76	0
I133	540	254	285	1
I135	182	85	97	0
I138	2	1	1	0
I140	26	7	19	0
I141	233	100	133	0
I142	0	0	0	0
I143	27	8	19	0
I144	45	24	21	0
I145	38	13	25	0
I146	272	128	144	0
I147	18	9	9	0
I148	153	75	78	0
I149	0	0	0	0
I150	24	6	18	0
I151	294	123	171	0
I152	408	195	213	0
I153	469	184	285	0
I154	464	195	269	0
I155	19	6	13	0
I156	154	69	85	0
J101	240	49	191	0
J104	408	85	320	3
J105	227	80	147	0
J107	182	49	133	0

General Election November 3, 2015
Jefferson County, KY
Statement of Votes Cast
Official Results (Official Write-in Votes at End of Report)

SECRETARY OF STATE

	Total Votes	Stephen L. KNIPPER (REP)	Alison GRIMES (DEM)	Write-In Votes
J108	463	143	318	2
J111	261	71	189	1
J113	367	134	232	1
J114	446	173	272	1
J117	228	94	132	2
J119	303	119	184	0
J120	374	133	241	0
J122	247	100	147	0
J123	207	86	121	0
J130	107	33	74	0
J135	395	208	187	0
J137	322	171	151	0
J138	64	36	28	0
J140	95	31	64	0
J141	230	115	115	0
J142	2	1	1	0
J143	37	24	13	0
J144	421	235	186	0
J145	431	213	216	2
J146	0	0	0	0
J147	264	80	183	1
J148	363	116	247	0
J149	227	55	172	0
J150	223	73	150	0
J151	4	0	4	0
J152	241	108	133	0
J153	95	37	58	0
J154	0	0	0	0
J155	130	71	59	0
K104	69	13	56	0
K105	270	34	236	0
K110	178	30	147	1
K111	135	32	102	1
K112	140	35	105	0
K113	112	23	89	0
K114	250	43	206	1
K116	40	8	32	0
K117	275	79	196	0
K118	237	24	213	0
K119	341	96	245	0
K122	333	40	293	0
K123	406	40	366	0
K125	94	20	74	0
K126	106	25	81	0
K127	410	131	279	0
K128	271	97	173	1
K129	295	41	254	0
K130	268	35	233	0
K131	227	46	181	0
K132	104	35	69	0
K133	219	48	170	1
K134	269	71	197	1
K135	9	3	6	0

General Election November 3, 2015
Jefferson County, KY
Statement of Votes Cast
Official Results (Official Write-in Votes at End of Report)

SECRETARY OF STATE

	Total Votes	Stephen L. KNIPPER (REP)	Alison GRIMES (DEM)	Write-In Votes
K136	55	14	41	0
K137	41	1	40	0
K138	68	29	39	0
K139	0	0	0	0
K140	70	9	60	1
K141	100	24	76	0
K142	0	0	0	0
K143	0	0	0	0
K144	310	99	211	0
K145	491	196	295	0
K146	422	186	236	0
K147	414	159	255	0
K148	280	101	179	0
K149	2	0	2	0
K150	0	0	0	0
K151	0	0	0	0
L104	301	10	289	2
L108	195	10	183	2
L110	11	2	9	0
L111	90	8	82	0
L112	165	8	157	0
L113	279	23	255	1
L115	59	11	48	0
L117	378	96	282	0
L118	682	234	448	0
L119	323	83	239	1
L134	332	132	200	0
L135	331	134	196	1
L136	445	120	323	2
L138	314	123	191	0
L139	561	219	341	1
L140	131	3	128	0
L141	151	25	125	1
L142	206	24	182	0
L143	123	8	115	0
L144	124	7	116	1
L145	219	8	211	0
L146	471	166	305	0
L147	228	3	223	2
L148	115	4	111	0
L149	5	0	5	0
L150	32	1	31	0
L151	325	120	204	1
L152	162	59	103	0
L153 - WLP	42	11	31	0
L154	171	7	163	1
L155	4	1	3	0
L156	363	51	309	3
L157	266	3	263	0
L158	163	1	162	0
L159	77	0	77	0
L160	125	3	122	0
L161	238	3	234	1

General Election November 3, 2015
Jefferson County, KY
Statement of Votes Cast
Official Results (Official Write-in Votes at End of Report)

	SECRETARY OF STATE			
	Total Votes	Stephen L. KNIPPER (REP)	Alison GRIMES (DEM)	Write-In Votes
L162	2	0	2	0
L163	144	6	138	0
L164	149	35	114	0
M102	505	10	495	0
M103	557	10	547	0
M104	192	2	189	1
M105	208	9	199	0
M107	122	1	121	0
M110	288	3	282	3
M121	351	54	297	0
M123	470	72	398	0
M124	342	50	292	0
M129	121	5	116	0
M130	124	10	114	0
M131	180	26	154	0
M133	369	12	357	0
M137	295	76	219	0
M138	587	136	450	1
M139	313	51	260	2
M140	143	22	119	2
M141	204	21	183	0
M142	607	92	515	0
M143	261	35	226	0
M144	161	21	139	1
M145	34	3	31	0
M146	250	34	216	0
M147	206	33	173	0
M148	276	5	271	0
M149	205	32	172	1
M150	157	34	123	0
M159	49	5	43	1
M160	73	9	64	0
M162	159	25	133	1
M163	107	17	90	0
M164	11	3	8	0
M165	0	0	0	0
M166	158	12	146	0
M167	0	0	0	0
M168	60	8	52	0
M169	246	4	241	1
M170	360	14	346	0
M171	403	12	390	1
M172	64	2	62	0
M173	391	26	364	1
M174	0	0	0	0
M175	0	0	0	0
N101	372	41	329	2
N102	260	79	181	0
N103	422	10	411	1
N104	407	13	394	0
N105	292	12	280	0
N106	386	7	378	1
N107	395	10	384	1

General Election November 3, 2015
Jefferson County, KY
Statement of Votes Cast
Official Results (Official Write-in Votes at End of Report)

SECRETARY OF STATE

	Total Votes	Stephen L. KNIPPER (REP)	Alison GRIMES (DEM)	Write-In Votes
N108	411	15	396	0
N109	269	12	256	1
N110	260	7	251	2
N111	182	2	180	0
N112	214	7	207	0
N113	162	4	158	0
N115	199	43	156	0
N117	228	45	183	0
N124	2	1	1	0
N125	506	224	282	0
N126	351	202	149	0
N127	28	6	22	0
N128	74	19	55	0
N130	461	157	304	0
N131	524	275	249	0
N134	379	50	328	1
N135	35	11	24	0
N136	99	8	91	0
N137	73	2	71	0
N138	28	0	28	0
N139	39	1	38	0
N141	346	169	177	0
N142	632	267	365	0
N143	593	244	348	1
N144 - WLP	334	141	193	0
N145	160	4	155	1
N146	347	123	223	1
N147	48	10	37	1
N148	130	9	121	0
N149	61	0	61	0
N150	6	0	6	0
O105	384	61	322	1
O107	475	66	409	0
O109	434	84	349	1
O111	336	67	269	0
O112	246	101	145	0
O113	238	62	176	0
O114	368	143	225	0
O115	453	155	298	0
O117	349	37	311	1
O119	441	67	374	0
O121	329	63	265	1
O123	191	46	145	0
O124	227	78	149	0
O126	292	60	232	0
O127	265	83	182	0
O128	428	150	278	0
O129	486	199	287	0
O130	318	118	198	2
O131	239	86	153	0
O133	405	193	211	1
O134	412	208	204	0
O135	275	81	194	0

General Election November 3, 2015
Jefferson County, KY
Statement of Votes Cast
Official Results (Official Write-in Votes at End of Report)

SECRETARY OF STATE

	Total Votes	Stephen L. KNIPPER (REP)	Alison GRIMES (DEM)	Write-In Votes
O136	237	85	152	0
O137	579	194	385	0
O138	128	40	88	0
O139	16	5	11	0
O141	0	0	0	0
O142	215	77	138	0
O143	9	3	6	0
Q101	439	139	300	0
Q103	474	165	309	0
Q104	107	36	71	0
Q105	607	207	400	0
Q107	534	170	364	0
Q109	584	294	290	0
Q112	480	215	265	0
Q113	210	103	107	0
Q114	439	241	198	0
Q115	463	193	270	0
Q116	430	185	245	0
Q117	458	212	246	0
Q119	426	192	234	0
Q122	315	38	276	1
Q123	368	9	357	2
Q124	284	36	247	1
Q125	610	289	321	0
Q126	238	109	129	0
Q127	184	51	132	1
Q131	236	106	130	0
Q132	247	118	129	0
Q134	209	48	161	0
Q136	120	31	89	0
Q137	310	119	191	0
Q138	168	49	119	0
Q139	186	85	101	0
S116	436	229	207	0
S118	572	253	319	0
S119	668	241	426	1
S125	649	298	351	0
S126	510	253	257	0
S128	453	207	246	0
S129	377	187	190	0
S130	531	282	249	0
S131	406	140	263	3
S132	432	161	271	0
S135	401	131	270	0
S139	564	198	366	0
S140	490	257	233	0
S141	629	270	358	1
S142	321	131	190	0
S143	534	314	220	0
S144	392	175	216	1
S146	361	132	228	1
S150	527	268	259	0
S152	342	163	179	0

General Election November 3, 2015
Jefferson County, KY
Statement of Votes Cast
Official Results (Official Write-in Votes at End of Report)

SECRETARY OF STATE

	Total Votes	Stephen L. KNIPPER (REP)	Alison GRIMES (DEM)	Write-In Votes
S153	518	259	258	1
S156	282	92	190	0
S160	890	484	405	1
S161	319	128	189	2
S164	414	178	235	1
S165	335	169	165	1
S166	491	291	200	0
S167	455	235	220	0
S168	234	111	122	1
V101	278	110	168	0
V102	647	364	282	1
V103	298	203	95	0
V104	718	406	312	0
V105	701	440	261	0
V106	284	115	168	1
V107	360	225	135	0
V108	633	431	202	0
V109	48	34	14	0
V110	751	470	280	1
V111	481	277	204	0
V112	15	8	7	0
V113	970	569	401	0
V114	472	328	144	0
V115	394	175	219	0
V116	474	230	244	0
V117	437	217	220	0
V118	465	204	261	0
V119	675	346	327	2
V120	516	265	251	0
V121	511	265	246	0
V122	0	0	0	0
V123	2	2	0	0
V124	307	137	170	0
V125	374	220	154	0
V126	574	349	224	1
V127	543	266	277	0
V128	499	285	214	0
V129	660	431	229	0
V130	168	102	66	0
V131	463	256	207	0
V132	307	174	133	0
3RD WALK-IN	3840	1548	2289	3
4TH WALK-IN	166	106	60	0
3RD MAIL-IN	1342	475	864	3
4TH MAIL-IN	26	11	15	0
Total				
Polling	186227	67806	118234	187
Absentee	5374	2140	3228	6
Total	191601	69946	121462	193

General Election November 3, 2015
Jefferson County, KY
Statement of Votes Cast
Official Results (Official Write-in Votes at End of Report)

ATTORNEY GENERAL

	Total Votes	Whitney WESTERFIELD (REP)	Andy BESHEAR (DEM)	Write-In Votes
Jurisdiction Wide				
A105	557	181	376	0
A107	240	85	154	1
A108	437	172	264	1
A111	338	137	200	1
A113	390	175	214	1
A114	308	130	176	2
A115	303	149	153	1
A118	169	76	92	1
A119	308	127	181	0
A121	321	123	197	1
A123	396	156	240	0
A124	420	209	208	3
A125	452	231	221	0
A126	425	198	226	1
A127	233	103	130	0
A128	302	145	157	0
A129	414	176	237	1
A130	194	103	91	0
A131	389	164	225	0
A134	183	82	101	0
A135	250	114	136	0
A136	193	69	124	0
A139	206	81	125	0
A140	454	200	253	1
A141	10	4	6	0
A142	110	49	61	0
A143	3	3	0	0
B124	353	161	192	0
B132	506	279	227	0
B133	551	274	277	0
B134	721	365	356	0
B149	294	147	146	1
B151	574	271	302	1
B153	69	39	30	0
B154	328	143	185	0
B155	264	110	154	0
B156	494	222	271	1
B157	683	293	389	1
B158	616	330	286	0
B159	760	377	382	1
B160	325	173	151	1
B161	47	24	23	0
B162	508	313	195	0
B163	451	195	256	0
B166	333	139	194	0
B168	491	245	245	1
B169	394	191	200	3
B170	347	154	193	0
B172	686	363	322	1
B173	429	212	217	0
B175	456	228	228	0
B177	409	222	187	0

General Election November 3, 2015
Jefferson County, KY
Statement of Votes Cast
Official Results (Official Write-in Votes at End of Report)

ATTORNEY GENERAL

	Total Votes	Whitney WESTERFIELD (REP)	Andy BESHEAR (DEM)	Write-In Votes
B181	63	33	30	0
B182	322	165	157	0
B183	765	407	358	0
B184	9	7	2	0
B185	158	74	83	1
C101	399	50	346	3
C102	290	70	219	1
C103	282	57	225	0
C104	184	38	146	0
C105	168	8	160	0
C106	442	72	370	0
C108	343	34	308	1
C109	137	13	124	0
C110	257	8	249	0
C111	457	19	437	1
C113	124	26	97	1
C115	408	111	296	1
C122	261	84	177	0
C123	201	68	131	2
C124	438	154	284	0
C125	256	58	197	1
C126	278	54	224	0
C128	99	43	56	0
C129	533	126	406	1
C130	34	6	28	0
C131	207	85	121	1
C133	532	154	377	1
C134	319	97	222	0
C135	354	135	218	1
C136	211	76	134	1
C137	338	117	221	0
C138	269	86	183	0
C139	13	6	7	0
C141	169	46	123	0
C142	214	44	170	0
C143	63	20	43	0
C144	41	14	26	1
C145	92	38	54	0
C146	0	0	0	0
C147	15	5	10	0
C148	18	3	15	0
C149	8	5	3	0
C150	3	3	0	0
C151	17	5	12	0
D101	239	98	141	0
D104	288	91	197	0
D106	377	141	235	1
D108	470	167	303	0
D109	165	57	108	0
D110	272	83	189	0
D113	270	49	221	0
D114	441	164	277	0
D115	484	190	294	0

General Election November 3, 2015
Jefferson County, KY
Statement of Votes Cast
Official Results (Official Write-in Votes at End of Report)

	ATTORNEY GENERAL			
	Total Votes	Whitney WESTERFIELD (REP)	Andy BESHEAR (DEM)	Write-In Votes
D116	518	205	312	1
D117	421	165	255	1
D120	422	154	268	0
D121	302	137	165	0
D122	349	141	206	2
D126	572	222	349	1
D129	214	79	135	0
D130	388	136	249	3
D131	258	94	162	2
D132	753	269	483	1
D135	277	94	182	1
D136	615	252	362	1
D137	337	166	169	2
D138	678	245	431	2
D139	515	215	300	0
D140	491	184	306	1
D141	436	219	217	0
D142	443	201	242	0
D144	207	81	126	0
D145	185	75	110	0
E139	198	56	142	0
E141	178	81	97	0
E142	362	141	221	0
E143	227	76	150	1
E144	366	128	237	1
E145	389	178	209	2
E148	689	283	405	1
E152	604	272	332	0
E154	440	196	244	0
E155	391	151	239	1
E157	116	49	67	0
E158	316	130	184	2
E159	245	91	154	0
E160	432	204	228	0
E161	243	133	110	0
E162	84	35	49	0
E163	553	333	219	1
E164	512	287	225	0
E165	418	185	232	1
E166	289	147	141	1
E167	278	98	179	1
E168	231	135	96	0
E169	712	345	366	1
E171	318	122	195	1
E173	202	64	138	0
E175	297	132	163	2
E176	136	52	84	0
E177	169	67	99	3
E178	421	217	204	0
E179	466	258	208	0
E180	362	149	213	0
E181	488	197	290	1
E182	891	427	463	1

General Election November 3, 2015
Jefferson County, KY
Statement of Votes Cast
Official Results (Official Write-in Votes at End of Report)

ATTORNEY GENERAL

	Total Votes	Whitney WESTERFIELD (REP)	Andy BESHEAR (DEM)	Write-In Votes
E183	377	164	211	2
E184	295	147	147	1
E185	95	34	61	0
F106	346	148	198	0
F145	596	289	305	2
F151	660	326	331	3
F152	651	360	291	0
F153	526	266	260	0
F154	468	277	191	0
F155	251	141	110	0
F156	530	244	286	0
F158	168	81	87	0
F161	446	231	214	1
F163	461	244	217	0
F164	500	294	206	0
F166	423	233	190	0
F167	306	117	188	1
F169	223	95	128	0
F170	186	67	119	0
F171	387	207	179	1
F172	368	173	195	0
F176	371	192	178	1
F179	410	175	234	1
F180	565	247	318	0
F181	631	252	378	1
F182	606	237	368	1
F183	231	134	96	1
F184	340	167	171	2
F185	339	119	220	0
F186	526	173	351	2
F187	347	126	220	1
G103	301	39	262	0
G104	256	55	201	0
G106	302	49	253	0
G107	363	58	304	1
G108	272	41	231	0
G109	478	99	378	1
G111	394	58	335	1
G112	669	130	538	1
G116	588	108	479	1
G117	697	135	559	3
G119	339	90	249	0
G120	359	77	280	2
G121	416	144	272	0
G122	309	75	234	0
G123	177	54	123	0
G124	588	180	406	2
G126	349	100	248	1
G129	124	37	87	0
G140	353	62	288	3
G141	374	83	291	0
G142	113	43	69	1
G143	562	108	452	2

General Election November 3, 2015
Jefferson County, KY
Statement of Votes Cast
Official Results (Official Write-in Votes at End of Report)

ATTORNEY GENERAL

	Total Votes	Whitney WESTERFIELD (REP)	Andy BESHEAR (DEM)	Write-In Votes
G144	447	101	345	1
G145	682	178	503	1
G146	524	116	408	0
G147	487	150	337	0
G148	200	54	146	0
G149 - WEL	266	82	184	0
G150	238	99	139	0
G151	236	66	170	0
G154	384	117	265	2
G155	371	108	262	1
G156	495	238	256	1
G157	599	209	388	2
G158	515	228	286	1
G159	0	0	0	0
G160	270	149	121	0
G161	335	95	239	1
G162	77	36	40	1
G163	284	97	186	1
G164	565	185	378	2
G165	245	87	158	0
G166	80	28	52	0
G167	179	59	120	0
G168	68	34	34	0
G169	186	49	134	3
H102	365	47	316	2
H103	565	121	443	1
H105	413	85	328	0
H106	389	90	297	2
H109	206	59	147	0
H110	424	83	340	1
H111	267	102	165	0
H112	439	166	273	0
H113	245	103	142	0
H114	3	0	3	0
H115	247	83	164	0
H116	374	129	245	0
H117	651	290	359	2
H118	391	119	271	1
H120	545	193	350	2
H121	191	63	127	1
H123	121	36	85	0
H124	46	7	38	1
H125	172	62	109	1
H126 - LNV	268	102	166	0
H127	115	39	75	1
H130	0	0	0	0
H131	201	28	173	0
H132	137	12	124	1
H133	52	7	45	0
H138	421	123	297	1
H141	394	84	309	1
H144	307	133	174	0
H145	302	134	168	0

General Election November 3, 2015
Jefferson County, KY
Statement of Votes Cast
Official Results (Official Write-in Votes at End of Report)

	ATTORNEY GENERAL			
	Total Votes	Whitney WESTERFIELD (REP)	Andy BESHEAR (DEM)	Write-In Votes
H146	324	150	174	0
H147	253	114	139	0
H148	272	120	151	1
H150	0	0	0	0
H151	0	0	0	0
H152	58	9	49	0
H153	0	0	0	0
H154	74	24	50	0
H155	71	36	35	0
H156	0	0	0	0
H157	16	1	15	0
H158	0	0	0	0
H159	82	38	44	0
H160	348	127	220	1
H161	1	0	1	0
H162	208	91	116	1
I107	213	54	158	1
I109	171	58	113	0
I110	87	23	63	1
I111	535	174	359	2
I112	417	137	277	3
I115	159	45	114	0
I120	170	65	105	0
I122	165	68	96	1
I123	481	182	299	0
I124	132	57	74	1
I125	111	42	69	0
I126	296	129	167	0
I130	148	77	70	1
I133	538	258	280	0
I135	179	82	97	0
I138	2	2	0	0
I140	25	6	19	0
I141	229	104	125	0
I142	0	0	0	0
I143	26	8	18	0
I144	46	24	22	0
I145	38	14	24	0
I146	268	124	143	1
I147	17	11	6	0
I148	153	75	78	0
I149	0	0	0	0
I150	24	8	16	0
I151	293	114	177	2
I152	403	193	210	0
I153	463	186	275	2
I154	463	194	269	0
I155	18	5	13	0
I156	152	66	86	0
J101	236	45	189	2
J104	402	91	309	2
J105	226	82	144	0
J107	182	45	136	1

General Election November 3, 2015
Jefferson County, KY
Statement of Votes Cast
Official Results (Official Write-in Votes at End of Report)

ATTORNEY GENERAL

	Total Votes	Whitney WESTERFIELD (REP)	Andy BESHEAR (DEM)	Write-In Votes
J108	458	140	316	2
J111	260	79	181	0
J113	362	123	237	2
J114	445	172	272	1
J117	222	86	135	1
J119	306	126	179	1
J120	370	139	231	0
J122	246	95	151	0
J123	205	91	114	0
J130	107	34	72	1
J135	394	196	197	1
J137	320	172	148	0
J138	64	27	37	0
J140	96	32	64	0
J141	229	111	118	0
J142	2	2	0	0
J143	37	22	15	0
J144	422	227	195	0
J145	428	213	214	1
J146	0	0	0	0
J147	263	75	187	1
J148	362	107	255	0
J149	227	57	170	0
J150	222	76	146	0
J151	4	0	4	0
J152	240	118	121	1
J153	95	43	52	0
J154	0	0	0	0
J155	128	66	62	0
K104	70	14	56	0
K105	267	30	237	0
K110	174	23	151	0
K111	136	36	100	0
K112	137	38	99	0
K113	112	22	90	0
K114	248	46	202	0
K116	40	8	32	0
K117	274	78	196	0
K118	236	22	214	0
K119	338	100	238	0
K122	332	37	295	0
K123	407	43	364	0
K125	93	15	76	2
K126	105	21	84	0
K127	410	130	280	0
K128	269	105	163	1
K129	295	55	240	0
K130	267	36	231	0
K131	226	43	183	0
K132	103	32	70	1
K133	220	40	180	0
K134	266	64	200	2
K135	9	1	8	0

General Election November 3, 2015
Jefferson County, KY
Statement of Votes Cast
Official Results (Official Write-in Votes at End of Report)

ATTORNEY GENERAL

	Total Votes	Whitney WESTERFIELD (REP)	Andy BESHEAR (DEM)	Write-In Votes
K136	54	13	41	0
K137	40	1	39	0
K138	67	28	39	0
K139	0	0	0	0
K140	71	9	62	0
K141	97	21	76	0
K142	0	0	0	0
K143	0	0	0	0
K144	309	107	202	0
K145	484	183	301	0
K146	416	182	234	0
K147	413	151	262	0
K148	276	97	178	1
K149	2	0	2	0
K150	0	0	0	0
K151	0	0	0	0
L104	299	12	286	1
L108	195	10	184	1
L110	11	2	9	0
L111	90	13	77	0
L112	163	11	152	0
L113	276	22	254	0
L115	59	11	48	0
L117	373	88	285	0
L118	679	223	455	1
L119	320	88	231	1
L134	335	121	213	1
L135	330	140	190	0
L136	443	121	320	2
L138	313	123	190	0
L139	556	221	334	1
L140	131	5	126	0
L141	154	25	128	1
L142	206	29	177	0
L143	120	8	111	1
L144	123	6	117	0
L145	219	10	209	0
L146	470	154	316	0
L147	229	6	222	1
L148	115	6	109	0
L149	5	0	5	0
L150	32	1	31	0
L151	324	119	204	1
L152	162	59	102	1
L153 - WLP	44	12	32	0
L154	170	9	161	0
L155	4	1	3	0
L156	364	60	302	2
L157	266	4	262	0
L158	163	5	158	0
L159	78	1	77	0
L160	126	5	121	0
L161	235	8	226	1

General Election November 3, 2015
Jefferson County, KY
Statement of Votes Cast
Official Results (Official Write-in Votes at End of Report)

ATTORNEY GENERAL

	Total Votes	Whitney WESTERFIELD (REP)	Andy BESHEAR (DEM)	Write-In Votes
L162	2	0	2	0
L163	143	6	137	0
L164	145	35	110	0
M102	505	10	495	0
M103	558	9	548	1
M104	193	3	190	0
M105	209	11	197	1
M107	121	2	119	0
M110	289	8	280	1
M121	350	54	296	0
M123	468	68	399	1
M124	340	49	290	1
M129	120	8	112	0
M130	124	14	110	0
M131	179	26	153	0
M133	370	15	354	1
M137	290	72	218	0
M138	583	116	463	4
M139	311	49	261	1
M140	141	22	118	1
M141	204	24	179	1
M142	603	89	514	0
M143	258	34	222	2
M144	158	16	142	0
M145	34	3	31	0
M146	248	31	217	0
M147	206	32	174	0
M148	276	7	269	0
M149	204	30	173	1
M150	156	30	126	0
M159	48	7	41	0
M160	70	12	58	0
M162	156	26	129	1
M163	106	18	88	0
M164	11	1	10	0
M165	0	0	0	0
M166	156	13	142	1
M167	0	0	0	0
M168	60	12	48	0
M169	247	4	242	1
M170	358	17	341	0
M171	404	15	388	1
M172	64	1	63	0
M173	391	26	365	0
M174	0	0	0	0
M175	0	0	0	0
N101	371	35	333	3
N102	257	78	179	0
N103	423	13	409	1
N104	404	17	387	0
N105	293	16	276	1
N106	382	11	371	0
N107	394	13	380	1

General Election November 3, 2015
Jefferson County, KY
Statement of Votes Cast
Official Results (Official Write-in Votes at End of Report)

ATTORNEY GENERAL

	Total Votes	Whitney WESTERFIELD (REP)	Andy BESHEAR (DEM)	Write-In Votes
N108	411	17	394	0
N109	269	6	260	3
N110	261	9	252	0
N111	187	2	185	0
N112	214	7	207	0
N113	163	4	159	0
N115	198	49	148	1
N117	228	46	182	0
N124	2	0	2	0
N125	500	204	296	0
N126	349	181	167	1
N127	26	5	21	0
N128	74	19	55	0
N130	459	145	312	2
N131	525	267	255	3
N134	381	50	331	0
N135	34	11	23	0
N136	98	15	83	0
N137	74	2	72	0
N138	28	0	28	0
N139	39	2	37	0
N141	344	157	187	0
N142	625	250	374	1
N143	585	236	348	1
N144 - WLP	330	147	183	0
N145	161	7	154	0
N146	347	117	228	2
N147	48	11	37	0
N148	129	9	119	1
N149	61	0	61	0
N150	7	0	7	0
O105	379	69	310	0
O107	473	74	399	0
O109	435	80	353	2
O111	335	76	257	2
O112	245	99	145	1
O113	238	58	180	0
O114	367	138	229	0
O115	454	159	294	1
O117	350	42	308	0
O119	440	74	366	0
O121	328	68	260	0
O123	192	50	141	1
O124	230	88	142	0
O126	289	72	217	0
O127	260	80	179	1
O128	428	148	280	0
O129	484	192	292	0
O130	314	112	200	2
O131	236	80	156	0
O133	405	188	217	0
O134	408	211	197	0
O135	271	83	187	1

General Election November 3, 2015
Jefferson County, KY
Statement of Votes Cast
Official Results (Official Write-in Votes at End of Report)

ATTORNEY GENERAL

	Total Votes	Whitney WESTERFIELD (REP)	Andy BESHEAR (DEM)	Write-In Votes
O136	234	78	155	1
O137	574	192	382	0
O138	126	41	85	0
O139	16	5	11	0
O141	0	0	0	0
O142	213	81	132	0
O143	9	3	6	0
Q101	437	136	301	0
Q103	476	167	309	0
Q104	107	36	70	1
Q105	603	207	396	0
Q107	533	173	360	0
Q109	580	290	290	0
Q112	478	213	265	0
Q113	208	107	101	0
Q114	439	252	187	0
Q115	459	188	270	1
Q116	425	186	239	0
Q117	456	207	249	0
Q119	424	194	230	0
Q122	315	42	273	0
Q123	367	15	352	0
Q124	286	46	240	0
Q125	602	283	319	0
Q126	238	110	126	2
Q127	185	53	132	0
Q131	233	100	132	1
Q132	243	107	134	2
Q134	209	52	157	0
Q136	120	43	77	0
Q137	310	116	194	0
Q138	166	45	121	0
Q139	183	82	99	2
S116	435	216	219	0
S118	564	243	321	0
S119	667	247	420	0
S125	646	298	348	0
S126	508	255	252	1
S128	449	201	248	0
S129	376	187	188	1
S130	527	288	239	0
S131	406	136	268	2
S132	430	163	267	0
S135	397	129	267	1
S139	566	203	362	1
S140	488	237	251	0
S141	626	266	356	4
S142	316	129	187	0
S143	534	309	225	0
S144	383	173	210	0
S146	359	140	216	3
S150	525	259	265	1
S152	336	154	182	0

General Election November 3, 2015
Jefferson County, KY
Statement of Votes Cast
Official Results (Official Write-in Votes at End of Report)

ATTORNEY GENERAL

	Total Votes	Whitney WESTERFIELD (REP)	Andy BESHEAR (DEM)	Write-In Votes
S153	516	251	265	0
S156	278	90	187	1
S160	882	461	421	0
S161	320	123	197	0
S164	412	181	230	1
S165	336	173	162	1
S166	488	242	246	0
S167	452	210	242	0
S168	233	119	114	0
V101	278	118	160	0
V102	643	362	280	1
V103	291	196	95	0
V104	720	423	296	1
V105	697	437	260	0
V106	284	121	163	0
V107	357	232	125	0
V108	620	406	212	2
V109	48	30	18	0
V110	737	465	272	0
V111	479	276	201	2
V112	14	9	5	0
V113	963	561	402	0
V114	477	321	155	1
V115	390	175	214	1
V116	470	241	229	0
V117	433	222	209	2
V118	458	201	256	1
V119	670	355	315	0
V120	510	253	255	2
V121	508	271	236	1
V122	0	0	0	0
V123	2	2	0	0
V124	301	139	162	0
V125	368	226	141	1
V126	572	346	226	0
V127	535	268	266	1
V128	492	277	215	0
V129	664	421	242	1
V130	168	98	68	2
V131	464	244	218	2
V132	304	174	128	2
3RD WALK-IN	3830	1514	2305	11
4TH WALK-IN	165	107	57	1
3RD MAIL-IN	1332	477	853	2
4TH MAIL-IN	27	12	15	0
Total				
Polling	185152	67263	117570	319
Absentee	5354	2110	3230	14
Total	190506	69373	120800	333

General Election November 3, 2015
Jefferson County, KY
Statement of Votes Cast
Official Results (Official Write-in Votes at End of Report)

	AUDITOR			
	Total Votes	Mike HARMON (REP)	Adam H. EDELEN (DEM)	Write-In Votes
Jurisdiction Wide				
A105	550	188	362	0
A107	236	91	145	0
A108	432	194	237	1
A111	331	146	185	0
A113	384	182	202	0
A114	304	141	162	1
A115	300	160	140	0
A118	169	82	87	0
A119	304	150	154	0
A121	321	126	195	0
A123	390	157	233	0
A124	414	205	209	0
A125	443	229	213	1
A126	414	199	215	0
A127	232	117	115	0
A128	297	153	144	0
A129	404	198	205	1
A130	191	103	88	0
A131	378	174	204	0
A134	183	86	97	0
A135	245	117	128	0
A136	192	70	122	0
A139	205	86	119	0
A140	444	205	236	3
A141	9	5	4	0
A142	108	51	57	0
A143	3	2	1	0
B124	350	155	195	0
B132	496	271	225	0
B133	528	281	247	0
B134	703	375	328	0
B149	286	163	123	0
B151	566	288	278	0
B153	64	39	25	0
B154	325	157	168	0
B155	258	108	150	0
B156	487	242	245	0
B157	675	304	370	1
B158	610	336	274	0
B159	743	382	360	1
B160	320	168	152	0
B161	43	24	19	0
B162	502	306	196	0
B163	448	203	245	0
B166	330	157	172	1
B168	484	245	239	0
B169	386	204	182	0
B170	339	164	175	0
B172	668	381	285	2
B173	423	210	213	0
B175	453	220	233	0
B177	403	228	175	0

General Election November 3, 2015
Jefferson County, KY
Statement of Votes Cast
Official Results (Official Write-in Votes at End of Report)

AUDITOR

	Total Votes	Mike HARMON (REP)	Adam H. EDELEN (DEM)	Write-In Votes
B181	62	31	31	0
B182	315	168	147	0
B183	750	394	355	1
B184	9	8	1	0
B185	155	83	72	0
C101	392	52	340	0
C102	288	78	210	0
C103	281	56	224	1
C104	183	45	138	0
C105	168	7	161	0
C106	442	86	355	1
C108	340	41	299	0
C109	138	17	121	0
C110	254	10	243	1
C111	455	16	439	0
C113	121	39	81	1
C115	399	106	293	0
C122	260	90	170	0
C123	195	74	121	0
C124	427	153	274	0
C125	257	61	196	0
C126	276	62	213	1
C128	97	41	56	0
C129	521	148	371	2
C130	32	8	24	0
C131	198	88	110	0
C133	523	159	363	1
C134	318	117	201	0
C135	343	151	192	0
C136	203	76	126	1
C137	324	123	201	0
C138	259	91	168	0
C139	12	7	5	0
C141	167	48	119	0
C142	209	49	160	0
C143	63	28	35	0
C144	41	18	23	0
C145	92	37	55	0
C146	0	0	0	0
C147	14	5	9	0
C148	18	1	17	0
C149	6	3	3	0
C150	3	3	0	0
C151	17	8	9	0
D101	234	97	136	1
D104	285	98	187	0
D106	359	148	210	1
D108	455	189	264	2
D109	164	62	102	0
D110	263	80	183	0
D113	270	62	208	0
D114	434	174	258	2
D115	474	199	274	1

General Election November 3, 2015
Jefferson County, KY
Statement of Votes Cast
Official Results (Official Write-in Votes at End of Report)

	AUDITOR			
	Total Votes	Mike HARMON (REP)	Adam H. EDELEN (DEM)	Write-In Votes
D116	510	208	301	1
D117	419	168	251	0
D120	411	158	253	0
D121	295	134	161	0
D122	345	166	179	0
D126	553	247	305	1
D129	208	85	123	0
D130	380	140	238	2
D131	254	88	164	2
D132	735	274	461	0
D135	272	94	177	1
D136	606	249	357	0
D137	335	181	154	0
D138	661	277	383	1
D139	501	219	282	0
D140	483	201	282	0
D141	435	215	220	0
D142	432	201	231	0
D144	204	85	119	0
D145	182	82	100	0
E139	191	58	133	0
E141	174	84	89	1
E142	351	141	210	0
E143	221	69	151	1
E144	358	138	219	1
E145	380	186	192	2
E148	684	294	390	0
E152	587	289	298	0
E154	428	187	240	1
E155	387	159	227	1
E157	113	47	66	0
E158	309	131	177	1
E159	236	95	141	0
E160	422	191	231	0
E161	241	143	98	0
E162	83	39	44	0
E163	526	310	215	1
E164	508	294	214	0
E165	408	181	227	0
E166	284	138	146	0
E167	276	100	176	0
E168	225	136	89	0
E169	687	339	347	1
E171	312	112	200	0
E173	197	66	130	1
E175	293	116	177	0
E176	135	65	70	0
E177	162	71	91	0
E178	419	223	196	0
E179	459	262	197	0
E180	351	155	196	0
E181	474	199	275	0
E182	856	417	437	2

General Election November 3, 2015
Jefferson County, KY
Statement of Votes Cast
Official Results (Official Write-in Votes at End of Report)

	AUDITOR			
	Total Votes	Mike HARMON (REP)	Adam H. EDELEN (DEM)	Write-In Votes
E183	366	153	213	0
E184	288	145	143	0
E185	95	32	62	1
F106	340	162	178	0
F145	577	303	273	1
F151	645	321	324	0
F152	643	355	288	0
F153	516	262	254	0
F154	445	266	179	0
F155	243	143	100	0
F156	519	253	265	1
F158	167	92	75	0
F161	432	236	196	0
F163	452	250	202	0
F164	489	303	186	0
F166	416	222	194	0
F167	305	130	175	0
F169	218	95	123	0
F170	184	70	114	0
F171	377	210	166	1
F172	360	188	172	0
F176	367	179	188	0
F179	401	184	216	1
F180	562	254	308	0
F181	613	255	357	1
F182	594	263	330	1
F183	221	131	90	0
F184	332	155	177	0
F185	336	126	210	0
F186	508	168	338	2
F187	336	131	205	0
G103	296	43	252	1
G104	248	62	186	0
G106	288	53	235	0
G107	352	61	291	0
G108	263	40	223	0
G109	464	96	367	1
G111	387	66	320	1
G112	654	123	530	1
G116	575	112	463	0
G117	669	133	536	0
G119	331	82	247	2
G120	344	90	252	2
G121	404	139	264	1
G122	301	78	222	1
G123	170	52	118	0
G124	580	195	384	1
G126	344	95	249	0
G129	121	46	74	1
G140	338	79	259	0
G141	367	86	281	0
G142	105	44	61	0
G143	543	116	425	2

General Election November 3, 2015
Jefferson County, KY
Statement of Votes Cast
Official Results (Official Write-in Votes at End of Report)

	AUDITOR			
	Total Votes	Mike HARMON (REP)	Adam H. EDELEN (DEM)	Write-In Votes
G144	432	100	332	0
G145	666	169	495	2
G146	500	121	379	0
G147	476	140	336	0
G148	192	54	138	0
G149 - WEL	256	86	170	0
G150	232	93	139	0
G151	228	74	153	1
G154	375	120	251	4
G155	365	112	252	1
G156	486	222	264	0
G157	585	218	365	2
G158	502	235	266	1
G159	0	0	0	0
G160	270	134	136	0
G161	326	86	240	0
G162	73	36	37	0
G163	274	91	183	0
G164	552	182	369	1
G165	237	96	141	0
G166	81	28	53	0
G167	179	63	116	0
G168	65	28	37	0
G169	183	46	135	2
H102	360	55	304	1
H103	544	103	441	0
H105	404	86	318	0
H106	383	94	288	1
H109	204	66	138	0
H110	414	88	326	0
H111	260	105	155	0
H112	429	160	269	0
H113	237	96	141	0
H114	3	0	3	0
H115	240	81	159	0
H116	363	127	236	0
H117	626	287	337	2
H118	381	128	253	0
H120	528	194	333	1
H121	184	64	120	0
H123	119	42	77	0
H124	45	9	36	0
H125	166	67	99	0
H126 - LNV	264	114	150	0
H127	114	42	72	0
H130	0	0	0	0
H131	199	31	168	0
H132	130	9	121	0
H133	51	15	36	0
H138	415	143	272	0
H141	385	93	291	1
H144	301	147	154	0
H145	298	152	146	0

General Election November 3, 2015
Jefferson County, KY
Statement of Votes Cast
Official Results (Official Write-in Votes at End of Report)

	AUDITOR			
	Total Votes	Mike HARMON (REP)	Adam H. EDELEN (DEM)	Write-In Votes
H146	317	156	160	1
H147	252	114	137	1
H148	270	135	135	0
H150	0	0	0	0
H151	0	0	0	0
H152	59	11	47	1
H153	0	0	0	0
H154	72	25	47	0
H155	69	29	40	0
H156	0	0	0	0
H157	16	2	14	0
H158	0	0	0	0
H159	84	41	43	0
H160	342	134	207	1
H161	1	0	1	0
H162	205	89	115	1
I107	207	51	156	0
I109	170	55	115	0
I110	89	30	58	1
I111	531	163	368	0
I112	403	154	249	0
I115	156	48	108	0
I120	166	65	101	0
I122	161	74	87	0
I123	468	189	278	1
I124	128	61	67	0
I125	111	50	61	0
I126	293	129	164	0
I130	146	78	68	0
I133	531	269	261	1
I135	174	83	91	0
I138	2	1	1	0
I140	26	5	21	0
I141	230	104	126	0
I142	0	0	0	0
I143	26	8	18	0
I144	44	26	18	0
I145	38	19	19	0
I146	264	129	135	0
I147	17	8	9	0
I148	148	85	63	0
I149	0	0	0	0
I150	23	6	17	0
I151	288	139	149	0
I152	404	199	205	0
I153	457	194	261	2
I154	458	219	238	1
I155	18	8	10	0
I156	148	64	83	1
J101	236	54	182	0
J104	401	98	301	2
J105	222	86	136	0
J107	181	48	132	1

General Election November 3, 2015
Jefferson County, KY
Statement of Votes Cast
Official Results (Official Write-in Votes at End of Report)

	AUDITOR			
	Total Votes	Mike HARMON (REP)	Adam H. EDELEN (DEM)	Write-In Votes
J108	445	141	303	1
J111	260	77	183	0
J113	361	128	233	0
J114	430	176	253	1
J117	220	91	128	1
J119	292	124	168	0
J120	362	142	220	0
J122	244	113	131	0
J123	205	98	107	0
J130	104	33	71	0
J135	388	203	184	1
J137	316	173	143	0
J138	64	39	24	1
J140	92	32	60	0
J141	226	115	111	0
J142	2	2	0	0
J143	37	22	15	0
J144	411	225	186	0
J145	422	228	194	0
J146	0	0	0	0
J147	258	83	174	1
J148	358	122	236	0
J149	223	64	159	0
J150	218	80	138	0
J151	4	0	4	0
J152	240	118	122	0
J153	95	44	51	0
J154	0	0	0	0
J155	127	74	53	0
K104	70	14	56	0
K105	256	40	216	0
K110	175	28	147	0
K111	134	33	101	0
K112	135	34	100	1
K113	110	21	89	0
K114	246	53	193	0
K116	41	10	31	0
K117	272	91	180	1
K118	233	27	205	1
K119	332	105	227	0
K122	331	43	288	0
K123	401	44	356	1
K125	93	21	70	2
K126	103	21	82	0
K127	402	139	262	1
K128	266	96	169	1
K129	287	43	241	3
K130	266	32	234	0
K131	223	51	172	0
K132	102	36	66	0
K133	216	48	168	0
K134	261	76	184	1
K135	9	3	6	0

General Election November 3, 2015
Jefferson County, KY
Statement of Votes Cast
Official Results (Official Write-in Votes at End of Report)

AUDITOR

	Total Votes	Mike HARMON (REP)	Adam H. EDELEN (DEM)	Write-In Votes
K136	55	13	42	0
K137	40	3	37	0
K138	66	30	36	0
K139	0	0	0	0
K140	69	11	58	0
K141	98	24	74	0
K142	0	0	0	0
K143	0	0	0	0
K144	305	123	180	2
K145	473	186	287	0
K146	405	185	219	1
K147	410	164	246	0
K148	275	105	170	0
K149	2	0	2	0
K150	0	0	0	0
K151	0	0	0	0
L104	297	12	285	0
L108	194	10	184	0
L110	11	3	8	0
L111	89	14	75	0
L112	162	10	152	0
L113	272	26	246	0
L115	59	13	46	0
L117	366	93	272	1
L118	665	232	432	1
L119	316	82	234	0
L134	326	131	195	0
L135	318	125	193	0
L136	431	123	308	0
L138	305	120	185	0
L139	540	222	318	0
L140	130	5	125	0
L141	151	32	118	1
L142	205	35	170	0
L143	116	11	105	0
L144	123	8	115	0
L145	217	18	199	0
L146	452	163	287	2
L147	228	5	223	0
L148	112	9	102	1
L149	5	0	5	0
L150	32	1	31	0
L151	316	126	189	1
L152	160	69	91	0
L153 - WLP	41	13	28	0
L154	168	8	160	0
L155	4	1	3	0
L156	360	65	292	3
L157	267	6	261	0
L158	161	5	156	0
L159	76	2	74	0
L160	125	8	117	0
L161	235	6	229	0

General Election November 3, 2015
Jefferson County, KY
Statement of Votes Cast
Official Results (Official Write-in Votes at End of Report)

	AUDITOR			
	Total Votes	Mike HARMON (REP)	Adam H. EDELEN (DEM)	Write-In Votes
L162	2	0	2	0
L163	142	9	133	0
L164	143	38	105	0
M102	499	12	485	2
M103	553	10	543	0
M104	191	5	186	0
M105	209	6	201	2
M107	121	5	116	0
M110	288	7	280	1
M121	346	68	276	2
M123	463	82	380	1
M124	334	60	274	0
M129	116	7	109	0
M130	124	14	110	0
M131	178	24	154	0
M133	365	14	351	0
M137	278	77	201	0
M138	575	133	441	1
M139	309	57	251	1
M140	141	24	117	0
M141	196	23	173	0
M142	592	96	496	0
M143	250	40	210	0
M144	156	23	133	0
M145	33	3	30	0
M146	246	31	214	1
M147	203	34	169	0
M148	272	9	263	0
M149	202	38	163	1
M150	155	36	119	0
M159	46	5	41	0
M160	71	10	61	0
M162	158	26	131	1
M163	105	20	85	0
M164	11	2	9	0
M165	0	0	0	0
M166	154	14	140	0
M167	0	0	0	0
M168	60	9	51	0
M169	244	6	238	0
M170	356	20	336	0
M171	402	23	379	0
M172	62	2	60	0
M173	389	32	357	0
M174	0	0	0	0
M175	0	0	0	0
N101	362	37	324	1
N102	256	82	172	2
N103	421	14	406	1
N104	403	24	379	0
N105	292	15	277	0
N106	383	12	371	0
N107	394	15	378	1

General Election November 3, 2015
Jefferson County, KY
Statement of Votes Cast
Official Results (Official Write-in Votes at End of Report)

AUDITOR

	Total Votes	Mike HARMON (REP)	Adam H. EDELEN (DEM)	Write-In Votes
N108	409	20	388	1
N109	263	9	252	2
N110	256	7	249	0
N111	186	5	181	0
N112	214	8	206	0
N113	161	8	153	0
N115	196	57	139	0
N117	227	47	180	0
N124	2	1	1	0
N125	489	211	277	1
N126	336	185	151	0
N127	27	6	21	0
N128	75	22	53	0
N130	450	148	301	1
N131	505	272	233	0
N134	371	59	309	3
N135	33	11	22	0
N136	99	10	88	1
N137	74	3	71	0
N138	28	0	28	0
N139	39	2	37	0
N141	335	162	173	0
N142	608	250	357	1
N143	577	245	332	0
N144 - WLP	322	130	192	0
N145	160	4	156	0
N146	336	120	215	1
N147	48	12	36	0
N148	131	10	121	0
N149	61	3	58	0
N150	7	0	7	0
O105	379	72	307	0
O107	469	77	391	1
O109	430	92	336	2
O111	333	90	243	0
O112	241	97	144	0
O113	233	65	168	0
O114	359	136	223	0
O115	443	173	270	0
O117	348	44	304	0
O119	437	70	366	1
O121	326	69	257	0
O123	189	51	138	0
O124	226	80	146	0
O126	280	73	206	1
O127	261	88	173	0
O128	419	166	252	1
O129	480	202	278	0
O130	314	126	186	2
O131	236	83	153	0
O133	395	193	202	0
O134	394	218	176	0
O135	268	96	172	0

General Election November 3, 2015
Jefferson County, KY
Statement of Votes Cast
Official Results (Official Write-in Votes at End of Report)

	AUDITOR			
	Total Votes	Mike HARMON (REP)	Adam H. EDELEN (DEM)	Write-In Votes
O136	228	81	147	0
O137	563	210	353	0
O138	124	45	79	0
O139	16	7	9	0
O141	0	0	0	0
O142	213	85	128	0
O143	9	2	7	0
Q101	428	143	285	0
Q103	467	172	294	1
Q104	103	39	64	0
Q105	595	216	378	1
Q107	528	184	344	0
Q109	568	288	279	1
Q112	473	215	258	0
Q113	205	124	80	1
Q114	428	238	190	0
Q115	454	194	260	0
Q116	421	197	224	0
Q117	449	224	225	0
Q119	413	196	215	2
Q122	316	44	271	1
Q123	359	14	345	0
Q124	282	50	232	0
Q125	599	292	306	1
Q126	233	116	116	1
Q127	184	54	129	1
Q131	229	105	123	1
Q132	241	110	130	1
Q134	207	52	155	0
Q136	119	45	74	0
Q137	306	117	188	1
Q138	164	50	114	0
Q139	178	82	96	0
S116	419	205	214	0
S118	554	261	293	0
S119	644	243	401	0
S125	636	300	336	0
S126	498	267	231	0
S128	440	199	240	1
S129	371	186	185	0
S130	516	281	235	0
S131	399	148	251	0
S132	422	167	255	0
S135	391	139	251	1
S139	553	220	333	0
S140	472	248	224	0
S141	602	266	335	1
S142	311	129	182	0
S143	524	307	217	0
S144	377	179	198	0
S146	354	153	200	1
S150	508	269	239	0
S152	322	166	156	0

General Election November 3, 2015
Jefferson County, KY
Statement of Votes Cast
Official Results (Official Write-in Votes at End of Report)

AUDITOR

	Total Votes	Mike HARMON (REP)	Adam H. EDELEN (DEM)	Write-In Votes
S153	496	261	235	0
S156	279	92	186	1
S160	860	467	393	0
S161	310	128	181	1
S164	402	182	220	0
S165	325	178	146	1
S166	480	275	205	0
S167	441	225	216	0
S168	231	126	104	1
V101	275	126	148	1
V102	627	364	263	0
V103	286	182	103	1
V104	699	393	304	2
V105	687	450	237	0
V106	276	126	149	1
V107	349	230	119	0
V108	613	439	174	0
V109	46	33	13	0
V110	716	472	244	0
V111	472	283	189	0
V112	15	8	7	0
V113	942	567	375	0
V114	466	315	151	0
V115	386	192	194	0
V116	454	237	217	0
V117	423	231	192	0
V118	451	212	239	0
V119	658	358	300	0
V120	500	255	244	1
V121	501	259	242	0
V122	0	0	0	0
V123	2	2	0	0
V124	295	146	149	0
V125	370	229	141	0
V126	559	369	190	0
V127	528	267	261	0
V128	479	287	192	0
V129	655	431	223	1
V130	162	101	61	0
V131	455	255	200	0
V132	300	173	127	0
3RD WALK-IN	3764	1519	2242	3
4TH WALK-IN	162	101	61	0
3RD MAIL-IN	1316	497	819	0
4TH MAIL-IN	27	12	15	0
Total				
Polling	181644	69428	112012	204
Absentee	5269	2129	3137	3
Total	186913	71557	115149	207

General Election November 3, 2015
Jefferson County, KY
Statement of Votes Cast
Official Results (Official Write-in Votes at End of Report)

STATE TREASURER

	Total Votes	Allison BALL (REP)	Rick NELSON (DEM)	Write-In Votes
Jurisdiction Wide				
A105	547	219	327	1
A107	234	121	113	0
A108	430	233	196	1
A111	331	178	153	0
A113	386	223	163	0
A114	302	170	131	1
A115	301	183	118	0
A118	168	96	72	0
A119	300	181	119	0
A121	322	157	164	1
A123	389	204	185	0
A124	413	259	153	1
A125	440	273	166	1
A126	410	243	167	0
A127	232	135	97	0
A128	296	181	115	0
A129	408	235	173	0
A130	189	120	69	0
A131	374	222	152	0
A134	186	106	78	2
A135	248	137	110	1
A136	192	84	108	0
A139	204	106	98	0
A140	449	237	209	3
A141	9	6	3	0
A142	110	56	54	0
A143	3	3	0	0
B124	348	204	144	0
B132	495	346	149	0
B133	538	348	190	0
B134	704	451	253	0
B149	290	191	99	0
B151	559	361	198	0
B153	65	46	19	0
B154	324	189	135	0
B155	256	146	110	0
B156	485	283	201	1
B157	662	397	263	2
B158	609	427	182	0
B159	745	469	276	0
B160	324	200	124	0
B161	44	27	17	0
B162	500	357	143	0
B163	449	252	197	0
B166	328	195	133	0
B168	486	295	188	3
B169	384	246	137	1
B170	340	206	134	0
B172	670	448	220	2
B173	424	270	153	1
B175	453	294	159	0
B177	404	297	107	0

General Election November 3, 2015
Jefferson County, KY
Statement of Votes Cast
Official Results (Official Write-in Votes at End of Report)

STATE TREASURER

	Total Votes	Allison BALL (REP)	Rick NELSON (DEM)	Write-In Votes
B181	60	38	22	0
B182	317	209	108	0
B183	745	484	259	2
B184	9	7	2	0
B185	157	100	56	1
C101	395	80	314	1
C102	287	110	177	0
C103	281	79	202	0
C104	182	52	130	0
C105	168	20	148	0
C106	438	114	324	0
C108	341	55	286	0
C109	137	21	116	0
C110	255	15	239	1
C111	456	42	414	0
C113	121	50	71	0
C115	401	146	253	2
C122	256	112	144	0
C123	196	101	95	0
C124	423	216	206	1
C125	254	90	164	0
C126	275	79	195	1
C128	95	51	44	0
C129	523	197	325	1
C130	33	14	19	0
C131	197	117	80	0
C133	526	211	314	1
C134	317	147	170	0
C135	345	195	150	0
C136	201	103	97	1
C137	323	154	169	0
C138	254	120	134	0
C139	13	10	3	0
C141	166	61	105	0
C142	209	66	142	1
C143	63	31	32	0
C144	42	28	14	0
C145	91	47	43	1
C146	0	0	0	0
C147	14	7	7	0
C148	18	8	10	0
C149	7	7	0	0
C150	3	3	0	0
C151	16	9	7	0
D101	235	130	105	0
D104	282	137	145	0
D106	366	210	156	0
D108	452	232	220	0
D109	160	81	79	0
D110	267	115	151	1
D113	267	81	186	0
D114	433	246	186	1
D115	467	244	223	0

General Election November 3, 2015
Jefferson County, KY
Statement of Votes Cast
Official Results (Official Write-in Votes at End of Report)

	STATE TREASURER			
	Total Votes	Allison BALL (REP)	Rick NELSON (DEM)	Write-In Votes
D116	513	288	224	1
D117	418	223	195	0
D120	412	202	210	0
D121	290	167	123	0
D122	344	208	136	0
D126	554	305	249	0
D129	208	103	104	1
D130	377	188	187	2
D131	255	137	117	1
D132	735	376	359	0
D135	271	139	131	1
D136	600	358	242	0
D137	337	222	115	0
D138	664	343	321	0
D139	502	294	208	0
D140	480	265	214	1
D141	430	286	144	0
D142	435	264	170	1
D144	202	103	99	0
D145	181	96	85	0
E139	190	70	119	1
E141	172	112	59	1
E142	348	211	137	0
E143	220	105	115	0
E144	359	169	189	1
E145	387	232	153	2
E148	676	426	250	0
E152	589	415	174	0
E154	433	268	165	0
E155	384	210	173	1
E157	111	66	45	0
E158	308	191	117	0
E159	237	141	95	1
E160	423	265	158	0
E161	241	171	70	0
E162	82	45	37	0
E163	532	410	121	1
E164	503	359	144	0
E165	404	247	157	0
E166	282	173	109	0
E167	275	137	138	0
E168	224	154	70	0
E169	692	468	224	0
E171	305	181	123	1
E173	197	86	111	0
E175	294	165	129	0
E176	133	77	55	1
E177	165	106	59	0
E178	417	273	143	1
E179	453	330	123	0
E180	355	210	145	0
E181	467	273	194	0
E182	848	576	271	1

General Election November 3, 2015
Jefferson County, KY
Statement of Votes Cast
Official Results (Official Write-in Votes at End of Report)

STATE TREASURER

	Total Votes	Allison BALL (REP)	Rick NELSON (DEM)	Write-In Votes
E183	367	232	135	0
E184	284	188	96	0
E185	94	43	51	0
F106	340	207	133	0
F145	572	376	196	0
F151	641	436	204	1
F152	641	443	198	0
F153	512	321	190	1
F154	446	335	110	1
F155	238	183	53	2
F156	515	330	185	0
F158	167	114	53	0
F161	432	315	117	0
F163	442	321	121	0
F164	488	372	115	1
F166	417	293	124	0
F167	304	159	144	1
F169	218	133	85	0
F170	183	88	95	0
F171	372	282	89	1
F172	366	228	138	0
F176	364	255	109	0
F179	404	228	175	1
F180	559	325	234	0
F181	616	357	259	0
F182	592	352	240	0
F183	227	172	55	0
F184	332	209	123	0
F185	335	166	169	0
F186	510	227	281	2
F187	337	173	164	0
G103	296	74	222	0
G104	246	98	148	0
G106	284	95	189	0
G107	350	106	244	0
G108	258	82	176	0
G109	462	173	289	0
G111	383	106	276	1
G112	638	183	455	0
G116	555	193	361	1
G117	651	235	416	0
G119	322	144	178	0
G120	344	135	209	0
G121	399	213	186	0
G122	297	130	166	1
G123	170	81	89	0
G124	572	306	265	1
G126	335	157	178	0
G129	118	57	61	0
G140	334	117	216	1
G141	358	138	219	1
G142	102	61	41	0
G143	531	175	355	1

General Election November 3, 2015
Jefferson County, KY
Statement of Votes Cast
Official Results (Official Write-in Votes at End of Report)

STATE TREASURER

	Total Votes	Allison BALL (REP)	Rick NELSON (DEM)	Write-In Votes
G144	427	173	253	1
G145	658	295	361	2
G146	497	203	294	0
G147	464	215	249	0
G148	191	91	100	0
G149 - WEL	252	130	122	0
G150	230	121	109	0
G151	223	113	109	1
G154	374	170	201	3
G155	364	160	203	1
G156	476	325	151	0
G157	570	318	250	2
G158	499	324	175	0
G159	0	0	0	0
G160	268	180	88	0
G161	317	163	152	2
G162	74	44	30	0
G163	273	136	137	0
G164	546	284	261	1
G165	233	132	101	0
G166	80	40	40	0
G167	176	85	91	0
G168	64	38	26	0
G169	182	84	97	1
H102	355	83	270	2
H103	532	202	330	0
H105	397	131	265	1
H106	380	138	239	3
H109	200	79	121	0
H110	408	132	275	1
H111	252	127	125	0
H112	418	196	221	1
H113	230	137	93	0
H114	3	0	3	0
H115	237	111	126	0
H116	355	189	166	0
H117	621	398	221	2
H118	380	167	213	0
H120	527	284	241	2
H121	186	81	105	0
H123	117	52	65	0
H124	46	13	33	0
H125	168	80	88	0
H126 - LNV	261	136	125	0
H127	115	46	69	0
H130	0	0	0	0
H131	202	53	148	1
H132	127	22	105	0
H133	50	18	32	0
H138	419	179	239	1
H141	380	139	239	2
H144	304	177	127	0
H145	301	169	132	0

General Election November 3, 2015
Jefferson County, KY
Statement of Votes Cast
Official Results (Official Write-in Votes at End of Report)

STATE TREASURER

	Total Votes	Allison BALL (REP)	Rick NELSON (DEM)	Write-In Votes
H146	317	176	140	1
H147	250	130	119	1
H148	270	157	112	1
H150	0	0	0	0
H151	0	0	0	0
H152	58	18	40	0
H153	0	0	0	0
H154	74	30	44	0
H155	68	35	33	0
H156	0	0	0	0
H157	16	4	12	0
H158	0	0	0	0
H159	84	53	31	0
H160	343	173	169	1
H161	1	0	1	0
H162	205	111	94	0
I107	206	75	130	1
I109	170	69	101	0
I110	88	32	55	1
I111	524	246	277	1
I112	403	200	203	0
I115	157	49	108	0
I120	166	84	82	0
I122	162	87	74	1
I123	470	241	229	0
I124	128	65	62	1
I125	112	53	59	0
I126	294	170	124	0
I130	146	82	64	0
I133	528	311	215	2
I135	175	100	75	0
I138	1	1	0	0
I140	26	8	18	0
I141	229	133	95	1
I142	0	0	0	0
I143	26	8	18	0
I144	44	31	13	0
I145	38	23	15	0
I146	263	155	108	0
I147	18	11	7	0
I148	148	96	52	0
I149	0	0	0	0
I150	23	9	14	0
I151	289	148	141	0
I152	402	253	149	0
I153	459	248	211	0
I154	455	257	198	0
I155	18	7	11	0
I156	149	80	67	2
J101	234	69	165	0
J104	401	129	271	1
J105	223	100	123	0
J107	181	62	119	0

General Election November 3, 2015
Jefferson County, KY
Statement of Votes Cast
Official Results (Official Write-in Votes at End of Report)

STATE TREASURER

	Total Votes	Allison BALL (REP)	Rick NELSON (DEM)	Write-In Votes
J108	444	187	256	1
J111	259	91	168	0
J113	360	161	198	1
J114	432	221	210	1
J117	219	108	109	2
J119	295	148	146	1
J120	360	178	182	0
J122	244	119	125	0
J123	202	108	94	0
J130	104	45	59	0
J135	390	250	140	0
J137	315	198	117	0
J138	64	41	22	1
J140	91	36	55	0
J141	225	137	88	0
J142	2	2	0	0
J143	37	27	10	0
J144	415	271	144	0
J145	423	264	158	1
J146	0	0	0	0
J147	259	105	153	1
J148	355	164	191	0
J149	223	78	144	1
J150	216	105	111	0
J151	4	0	4	0
J152	238	137	101	0
J153	95	52	43	0
J154	0	0	0	0
J155	124	84	40	0
K104	69	19	50	0
K105	259	59	200	0
K110	175	36	139	0
K111	133	39	94	0
K112	135	50	85	0
K113	109	29	80	0
K114	246	65	180	1
K116	40	10	30	0
K117	271	113	157	1
K118	236	25	211	0
K119	332	134	198	0
K122	331	54	277	0
K123	403	53	350	0
K125	91	25	65	1
K126	103	32	71	0
K127	400	171	229	0
K128	263	122	140	1
K129	293	78	214	1
K130	265	58	207	0
K131	222	73	148	1
K132	104	47	57	0
K133	214	68	146	0
K134	260	106	154	0
K135	9	5	4	0

General Election November 3, 2015
Jefferson County, KY
Statement of Votes Cast
Official Results (Official Write-in Votes at End of Report)

STATE TREASURER

	Total Votes	Allison BALL (REP)	Rick NELSON (DEM)	Write-In Votes
K136	55	17	38	0
K137	40	3	37	0
K138	69	43	26	0
K139	0	0	0	0
K140	70	15	55	0
K141	98	34	63	1
K142	0	0	0	0
K143	0	0	0	0
K144	299	150	149	0
K145	477	230	247	0
K146	408	230	177	1
K147	411	219	192	0
K148	273	124	149	0
K149	2	0	2	0
K150	0	0	0	0
K151	0	0	0	0
L104	299	23	275	1
L108	194	14	180	0
L110	11	3	8	0
L111	89	18	71	0
L112	162	24	138	0
L113	269	36	233	0
L115	59	13	46	0
L117	365	137	228	0
L118	659	342	317	0
L119	310	126	184	0
L134	328	192	136	0
L135	314	194	119	1
L136	427	185	239	3
L138	303	161	142	0
L139	533	311	222	0
L140	130	12	118	0
L141	149	47	101	1
L142	206	49	157	0
L143	119	21	98	0
L144	123	11	112	0
L145	216	24	192	0
L146	442	225	216	1
L147	226	11	215	0
L148	112	18	94	0
L149	5	1	4	0
L150	33	3	30	0
L151	313	181	131	1
L152	156	89	67	0
L153 - WLP	40	22	18	0
L154	168	17	151	0
L155	4	1	3	0
L156	355	89	264	2
L157	265	12	253	0
L158	161	12	149	0
L159	76	3	73	0
L160	125	7	118	0
L161	235	14	220	1

General Election November 3, 2015
Jefferson County, KY
Statement of Votes Cast
Official Results (Official Write-in Votes at End of Report)

	STATE TREASURER			
	Total Votes	Allison BALL (REP)	Rick NELSON (DEM)	Write-In Votes
L162	2	0	2	0
L163	142	13	129	0
L164	143	57	86	0
M102	498	25	473	0
M103	551	25	526	0
M104	192	5	187	0
M105	211	14	195	2
M107	119	7	111	1
M110	289	12	276	1
M121	346	102	241	3
M123	459	124	335	0
M124	332	94	238	0
M129	117	12	105	0
M130	124	17	107	0
M131	175	33	142	0
M133	367	29	338	0
M137	276	111	165	0
M138	567	202	363	2
M139	303	81	221	1
M140	139	40	99	0
M141	195	34	161	0
M142	581	148	433	0
M143	246	58	187	1
M144	151	36	115	0
M145	31	5	26	0
M146	243	45	198	0
M147	201	51	150	0
M148	272	18	254	0
M149	201	56	144	1
M150	154	47	107	0
M159	46	10	36	0
M160	70	15	55	0
M162	156	55	100	1
M163	103	26	77	0
M164	10	2	8	0
M165	0	0	0	0
M166	155	21	133	1
M167	0	0	0	0
M168	57	15	42	0
M169	244	13	230	1
M170	356	37	318	1
M171	402	31	371	0
M172	62	10	52	0
M173	390	46	344	0
M174	0	0	0	0
M175	0	0	0	0
N101	363	50	312	1
N102	255	97	158	0
N103	419	27	391	1
N104	403	33	370	0
N105	292	27	263	2
N106	384	28	356	0
N107	394	30	363	1

General Election November 3, 2015
Jefferson County, KY
Statement of Votes Cast
Official Results (Official Write-in Votes at End of Report)

STATE TREASURER

	Total Votes	Allison BALL (REP)	Rick NELSON (DEM)	Write-In Votes
N108	406	30	376	0
N109	264	19	244	1
N110	256	25	231	0
N111	184	10	174	0
N112	213	7	205	1
N113	162	10	152	0
N115	194	73	121	0
N117	227	67	159	1
N124	2	1	1	0
N125	480	320	159	1
N126	336	260	76	0
N127	26	8	18	0
N128	75	27	48	0
N130	448	215	232	1
N131	494	379	114	1
N134	368	100	266	2
N135	33	15	17	1
N136	97	16	79	2
N137	74	3	71	0
N138	28	1	27	0
N139	39	1	38	0
N141	330	233	97	0
N142	603	378	224	1
N143	575	356	219	0
N144 - WLP	325	197	128	0
N145	160	7	153	0
N146	335	193	141	1
N147	48	13	35	0
N148	131	10	120	1
N149	61	3	58	0
N150	7	0	7	0
O105	380	88	291	1
O107	471	96	374	1
O109	428	123	303	2
O111	335	104	231	0
O112	242	112	130	0
O113	232	86	146	0
O114	357	172	185	0
O115	441	215	225	1
O117	347	64	282	1
O119	438	89	349	0
O121	323	87	236	0
O123	191	68	123	0
O124	225	106	119	0
O126	278	102	176	0
O127	260	105	154	1
O128	421	201	219	1
O129	477	261	216	0
O130	315	153	160	2
O131	237	101	135	1
O133	394	216	177	1
O134	401	255	146	0
O135	267	112	155	0

General Election November 3, 2015
Jefferson County, KY
Statement of Votes Cast
Official Results (Official Write-in Votes at End of Report)

	STATE TREASURER			
	Total Votes	Allison BALL (REP)	Rick NELSON (DEM)	Write-In Votes
O136	228	98	129	1
O137	558	269	289	0
O138	124	58	66	0
O139	16	6	10	0
O141	0	0	0	0
O142	209	102	107	0
O143	9	5	4	0
Q101	429	172	257	0
Q103	466	214	251	1
Q104	105	46	59	0
Q105	594	282	312	0
Q107	522	235	287	0
Q109	570	360	209	1
Q112	474	265	209	0
Q113	205	134	71	0
Q114	428	289	139	0
Q115	454	244	210	0
Q116	419	226	193	0
Q117	449	267	182	0
Q119	411	230	180	1
Q122	313	55	257	1
Q123	361	30	331	0
Q124	281	67	213	1
Q125	600	367	233	0
Q126	231	127	104	0
Q127	186	70	116	0
Q131	232	131	100	1
Q132	241	152	88	1
Q134	206	69	137	0
Q136	119	59	60	0
Q137	304	153	151	0
Q138	166	68	98	0
Q139	182	100	82	0
S116	415	302	113	0
S118	552	342	210	0
S119	649	361	288	0
S125	623	385	238	0
S126	496	346	150	0
S128	440	286	152	2
S129	364	239	125	0
S130	521	358	163	0
S131	394	205	189	0
S132	423	215	207	1
S135	388	179	209	0
S139	553	291	262	0
S140	472	338	134	0
S141	597	332	263	2
S142	312	182	130	0
S143	522	401	121	0
S144	377	228	149	0
S146	345	188	156	1
S150	509	364	144	1
S152	326	213	112	1

General Election November 3, 2015
Jefferson County, KY
Statement of Votes Cast
Official Results (Official Write-in Votes at End of Report)

STATE TREASURER

	Total Votes	Allison BALL (REP)	Rick NELSON (DEM)	Write-In Votes
S153	499	335	163	1
S156	278	126	152	0
S160	855	608	247	0
S161	306	181	124	1
S164	401	233	168	0
S165	321	224	96	1
S166	472	346	126	0
S167	437	314	123	0
S168	233	161	71	1
V101	271	148	121	2
V102	627	439	188	0
V103	287	223	64	0
V104	693	505	186	2
V105	680	532	148	0
V106	276	163	113	0
V107	349	270	79	0
V108	614	496	118	0
V109	47	39	8	0
V110	718	572	146	0
V111	473	342	131	0
V112	15	8	7	0
V113	939	695	244	0
V114	469	376	92	1
V115	381	243	138	0
V116	456	307	149	0
V117	421	280	141	0
V118	451	280	170	1
V119	652	458	193	1
V120	502	342	158	2
V121	501	337	164	0
V122	0	0	0	0
V123	2	2	0	0
V124	298	169	128	1
V125	369	267	102	0
V126	562	430	132	0
V127	530	341	189	0
V128	483	360	122	1
V129	648	504	143	1
V130	165	122	43	0
V131	459	315	144	0
V132	302	219	83	0
3RD WALK-IN	3741	1892	1844	5
4TH WALK-IN	161	115	46	0
3RD MAIL-IN	1307	554	753	0
4TH MAIL-IN	27	15	12	0
Total				
Polling	180965	90833	89903	229
Absentee	5236	2576	2655	5
Total	186201	93409	92558	234

General Election November 3, 2015
Jefferson County, KY
Statement of Votes Cast
Official Results (Official Write-in Votes at End of Report)

COMM OF AGRICULTURE

	Total Votes	Ryan F. QUARLES (REP)	Jean-Marie SPANN (DEM)	Write-In Votes
Jurisdiction Wide				
A105	542	198	344	0
A107	232	103	129	0
A108	429	202	223	4
A111	327	153	174	0
A113	385	204	181	0
A114	301	149	151	1
A115	300	174	126	0
A118	167	81	86	0
A119	301	165	136	0
A121	320	142	178	0
A123	390	190	199	1
A124	408	231	176	1
A125	443	274	169	0
A126	410	230	180	0
A127	228	117	110	1
A128	291	170	121	0
A129	403	200	203	0
A130	191	121	70	0
A131	377	209	167	1
A134	183	106	75	2
A135	247	129	117	1
A136	190	68	122	0
A139	203	91	112	0
A140	445	223	221	1
A141	10	6	4	0
A142	109	55	54	0
A143	3	3	0	0
B124	349	194	154	1
B132	495	320	174	1
B133	528	329	199	0
B134	699	424	275	0
B149	290	184	106	0
B151	553	323	230	0
B153	65	42	23	0
B154	321	169	152	0
B155	255	140	115	0
B156	484	270	213	1
B157	667	362	304	1
B158	605	402	203	0
B159	740	436	304	0
B160	317	183	133	1
B161	40	25	15	0
B162	500	342	158	0
B163	444	231	213	0
B166	329	189	140	0
B168	484	293	191	0
B169	379	229	149	1
B170	339	198	141	0
B172	664	401	260	3
B173	421	243	177	1
B175	450	269	181	0
B177	401	259	142	0

General Election November 3, 2015
Jefferson County, KY
Statement of Votes Cast
Official Results (Official Write-in Votes at End of Report)

COMM OF AGRICULTURE

	Total Votes	Ryan F. QUARLES (REP)	Jean-Marie SPANN (DEM)	Write-In Votes
B181	60	39	21	0
B182	313	186	127	0
B183	741	464	275	2
B184	8	7	1	0
B185	156	95	61	0
C101	388	64	324	0
C102	286	88	198	0
C103	280	66	212	2
C104	180	46	134	0
C105	167	14	153	0
C106	435	93	342	0
C108	340	45	295	0
C109	137	14	123	0
C110	256	7	249	0
C111	456	18	438	0
C113	121	43	78	0
C115	397	121	276	0
C122	255	102	153	0
C123	194	79	115	0
C124	414	188	226	0
C125	252	75	177	0
C126	275	67	207	1
C128	95	47	48	0
C129	522	180	342	0
C130	31	12	19	0
C131	198	105	93	0
C133	523	192	328	3
C134	315	124	189	2
C135	341	171	170	0
C136	196	91	104	1
C137	324	144	178	2
C138	257	103	154	0
C139	13	7	6	0
C141	166	57	108	1
C142	209	53	155	1
C143	62	28	34	0
C144	42	26	16	0
C145	90	43	47	0
C146	0	0	0	0
C147	14	6	8	0
C148	17	8	9	0
C149	7	5	2	0
C150	3	3	0	0
C151	18	10	8	0
D101	233	116	117	0
D104	282	123	159	0
D106	362	186	175	1
D108	448	214	232	2
D109	158	73	85	0
D110	260	102	157	1
D113	266	74	192	0
D114	427	220	206	1
D115	470	232	238	0

General Election November 3, 2015
Jefferson County, KY
Statement of Votes Cast
Official Results (Official Write-in Votes at End of Report)

COMM OF AGRICULTURE

	Total Votes	Ryan F. QUARLES (REP)	Jean-Marie SPANN (DEM)	Write-In Votes
D116	504	251	251	2
D117	416	207	208	1
D120	415	185	230	0
D121	295	152	143	0
D122	339	186	153	0
D126	555	277	277	1
D129	208	94	113	1
D130	379	181	198	0
D131	249	118	131	0
D132	723	344	378	1
D135	268	122	145	1
D136	593	321	272	0
D137	333	194	139	0
D138	651	324	327	0
D139	493	257	234	2
D140	479	229	250	0
D141	426	268	158	0
D142	426	231	195	0
D144	203	97	106	0
D145	181	94	87	0
E139	189	72	117	0
E141	172	104	67	1
E142	345	183	162	0
E143	218	88	130	0
E144	359	152	203	4
E145	380	224	155	1
E148	656	370	286	0
E152	570	364	206	0
E154	427	236	189	2
E155	383	205	177	1
E157	111	63	48	0
E158	303	166	137	0
E159	233	122	110	1
E160	419	256	163	0
E161	242	163	79	0
E162	82	45	37	0
E163	531	407	122	2
E164	503	342	160	1
E165	401	212	189	0
E166	282	164	118	0
E167	278	137	141	0
E168	222	157	65	0
E169	679	426	252	1
E171	311	164	147	0
E173	195	79	116	0
E175	293	159	131	3
E176	131	69	62	0
E177	163	92	70	1
E178	416	251	164	1
E179	452	322	128	2
E180	350	196	154	0
E181	462	254	207	1
E182	843	518	325	0

General Election November 3, 2015
Jefferson County, KY
Statement of Votes Cast
Official Results (Official Write-in Votes at End of Report)

COMM OF AGRICULTURE

	Total Votes	Ryan F. QUARLES (REP)	Jean-Marie SPANN (DEM)	Write-In Votes
E183	366	211	155	0
E184	286	176	110	0
E185	93	36	57	0
F106	341	193	148	0
F145	569	359	209	1
F151	640	410	230	0
F152	631	415	216	0
F153	510	313	197	0
F154	438	298	140	0
F155	239	174	65	0
F156	514	311	202	1
F158	164	108	56	0
F161	426	288	138	0
F163	443	301	142	0
F164	479	339	139	1
F166	413	264	149	0
F167	306	148	158	0
F169	218	117	101	0
F170	183	80	103	0
F171	368	252	115	1
F172	364	211	152	1
F176	361	222	139	0
F179	398	206	191	1
F180	548	302	246	0
F181	607	296	310	1
F182	592	306	286	0
F183	224	156	68	0
F184	328	195	132	1
F185	328	145	182	1
F186	510	189	319	2
F187	331	152	179	0
G103	295	68	227	0
G104	242	92	150	0
G106	285	94	191	0
G107	345	95	250	0
G108	259	78	181	0
G109	460	146	313	1
G111	382	88	292	2
G112	646	173	472	1
G116	560	169	391	0
G117	653	226	427	0
G119	323	116	207	0
G120	339	121	218	0
G121	395	197	198	0
G122	298	114	183	1
G123	170	80	90	0
G124	570	278	292	0
G126	337	133	204	0
G129	118	52	66	0
G140	334	104	229	1
G141	358	124	234	0
G142	103	57	46	0
G143	537	171	364	2

General Election November 3, 2015
Jefferson County, KY
Statement of Votes Cast
Official Results (Official Write-in Votes at End of Report)

COMM OF AGRICULTURE

	Total Votes	Ryan F. QUARLES (REP)	Jean-Marie SPANN (DEM)	Write-In Votes
G144	425	147	278	0
G145	651	272	377	2
G146	501	182	319	0
G147	462	196	264	2
G148	191	78	113	0
G149 - WEL	250	121	129	0
G150	230	117	113	0
G151	224	104	119	1
G154	369	146	220	3
G155	363	130	232	1
G156	479	310	168	1
G157	564	301	260	3
G158	500	312	184	4
G159	0	0	0	0
G160	266	164	101	1
G161	319	149	170	0
G162	76	43	33	0
G163	271	124	146	1
G164	544	254	290	0
G165	231	115	116	0
G166	78	33	45	0
G167	178	79	99	0
G168	62	38	24	0
G169	180	82	97	1
H102	352	71	280	1
H103	532	178	354	0
H105	398	109	289	0
H106	373	119	251	3
H109	199	67	132	0
H110	408	119	288	1
H111	253	111	142	0
H112	418	197	221	0
H113	232	123	109	0
H114	3	0	3	0
H115	234	106	127	1
H116	358	163	195	0
H117	613	350	258	5
H118	384	141	243	0
H120	520	223	295	2
H121	185	70	115	0
H123	119	51	68	0
H124	45	8	37	0
H125	164	73	91	0
H126 - LNV	263	124	139	0
H127	113	43	70	0
H130	0	0	0	0
H131	200	37	162	1
H132	129	24	104	1
H133	50	11	39	0
H138	414	147	267	0
H141	377	115	260	2
H144	300	160	139	1
H145	297	159	138	0

General Election November 3, 2015
Jefferson County, KY
Statement of Votes Cast
Official Results (Official Write-in Votes at End of Report)

COMM OF AGRICULTURE

	Total Votes	Ryan F. QUARLES (REP)	Jean-Marie SPANN (DEM)	Write-In Votes
H146	312	164	147	1
H147	250	126	123	1
H148	269	138	131	0
H150	0	0	0	0
H151	0	0	0	0
H152	58	14	44	0
H153	0	0	0	0
H154	73	28	45	0
H155	69	34	35	0
H156	0	0	0	0
H157	15	3	12	0
H158	0	0	0	0
H159	84	49	35	0
H160	338	147	190	1
H161	1	0	1	0
H162	205	112	91	2
I107	211	74	137	0
I109	169	64	105	0
I110	87	29	57	1
I111	524	212	311	1
I112	396	178	217	1
I115	156	47	109	0
I120	166	78	88	0
I122	161	69	92	0
I123	464	217	247	0
I124	128	64	64	0
I125	110	50	60	0
I126	292	161	131	0
I130	146	81	65	0
I133	516	287	228	1
I135	173	98	75	0
I138	2	2	0	0
I140	26	9	17	0
I141	226	124	102	0
I142	0	0	0	0
I143	27	9	18	0
I144	44	32	12	0
I145	37	20	17	0
I146	261	144	117	0
I147	17	10	7	0
I148	147	84	63	0
I149	0	0	0	0
I150	24	6	18	0
I151	286	132	154	0
I152	401	231	169	1
I153	455	219	236	0
I154	452	226	226	0
I155	18	8	10	0
I156	147	73	72	2
J101	234	56	178	0
J104	397	100	296	1
J105	223	101	122	0
J107	180	57	123	0

General Election November 3, 2015
Jefferson County, KY
Statement of Votes Cast
Official Results (Official Write-in Votes at End of Report)

COMM OF AGRICULTURE

	Total Votes	Ryan F. QUARLES (REP)	Jean-Marie SPANN (DEM)	Write-In Votes
J108	437	168	268	1
J111	258	81	177	0
J113	355	144	209	2
J114	425	203	221	1
J117	218	97	119	2
J119	292	143	149	0
J120	357	161	195	1
J122	242	120	122	0
J123	202	96	106	0
J130	104	41	63	0
J135	381	230	151	0
J137	314	201	112	1
J138	62	38	23	1
J140	89	37	52	0
J141	223	126	97	0
J142	2	2	0	0
J143	36	21	15	0
J144	409	259	150	0
J145	419	248	170	1
J146	0	0	0	0
J147	259	92	166	1
J148	354	142	212	0
J149	220	68	152	0
J150	215	92	123	0
J151	4	0	4	0
J152	236	134	101	1
J153	92	48	44	0
J154	0	0	0	0
J155	126	81	45	0
K104	69	15	54	0
K105	259	55	204	0
K110	175	32	143	0
K111	133	34	99	0
K112	137	36	101	0
K113	111	25	86	0
K114	243	56	186	1
K116	40	11	29	0
K117	268	99	168	1
K118	235	24	211	0
K119	329	132	197	0
K122	327	52	275	0
K123	400	50	350	0
K125	93	23	70	0
K126	101	24	77	0
K127	401	162	239	0
K128	261	116	145	0
K129	291	60	230	1
K130	265	45	220	0
K131	219	60	159	0
K132	104	42	62	0
K133	218	57	160	1
K134	260	85	175	0
K135	9	2	7	0

General Election November 3, 2015
Jefferson County, KY
Statement of Votes Cast
Official Results (Official Write-in Votes at End of Report)

COMM OF AGRICULTURE

	Total Votes	Ryan F. QUARLES (REP)	Jean-Marie SPANN (DEM)	Write-In Votes
K136	55	17	38	0
K137	40	2	38	0
K138	69	34	35	0
K139	0	0	0	0
K140	69	11	57	1
K141	98	31	67	0
K142	0	0	0	0
K143	0	0	0	0
K144	301	135	166	0
K145	474	215	259	0
K146	404	222	181	1
K147	411	194	217	0
K148	273	111	162	0
K149	2	0	2	0
K150	0	0	0	0
K151	0	0	0	0
L104	296	18	277	1
L108	193	10	183	0
L110	11	2	9	0
L111	90	12	78	0
L112	161	10	150	1
L113	272	33	239	0
L115	59	16	43	0
L117	363	111	252	0
L118	646	288	356	2
L119	313	107	204	2
L134	319	155	164	0
L135	309	178	129	2
L136	423	168	252	3
L138	302	163	139	0
L139	526	284	240	2
L140	130	6	124	0
L141	151	35	115	1
L142	204	37	167	0
L143	118	10	107	1
L144	122	9	111	2
L145	216	18	198	0
L146	448	207	238	3
L147	227	6	220	1
L148	111	11	100	0
L149	5	0	5	0
L150	32	1	31	0
L151	312	155	157	0
L152	157	72	84	1
L153 - WLP	40	17	23	0
L154	167	9	157	1
L155	4	1	3	0
L156	356	89	264	3
L157	266	7	259	0
L158	159	8	151	0
L159	77	2	75	0
L160	125	5	120	0
L161	234	10	223	1

General Election November 3, 2015
Jefferson County, KY
Statement of Votes Cast
Official Results (Official Write-in Votes at End of Report)

	COMM OF AGRICULTURE			
	Total Votes	Ryan F. QUARLES (REP)	Jean-Marie SPANN (DEM)	Write-In Votes
L162	2	0	2	0
L163	142	8	134	0
L164	141	40	101	0
M102	495	17	478	0
M103	551	14	536	1
M104	191	6	185	0
M105	210	5	203	2
M107	119	2	116	1
M110	286	12	272	2
M121	342	77	264	1
M123	458	108	350	0
M124	332	69	263	0
M129	118	6	112	0
M130	123	13	110	0
M131	177	29	148	0
M133	364	15	349	0
M137	276	103	170	3
M138	565	167	397	1
M139	305	76	229	0
M140	138	27	111	0
M141	196	35	161	0
M142	583	124	459	0
M143	249	54	194	1
M144	153	23	130	0
M145	32	5	27	0
M146	244	34	210	0
M147	202	49	152	1
M148	273	10	263	0
M149	199	40	158	1
M150	154	49	105	0
M159	45	7	38	0
M160	69	19	50	0
M162	159	43	115	1
M163	104	24	80	0
M164	10	4	6	0
M165	0	0	0	0
M166	157	18	139	0
M167	0	0	0	0
M168	59	11	47	1
M169	243	5	237	1
M170	358	24	334	0
M171	401	23	377	1
M172	62	5	57	0
M173	387	39	348	0
M174	0	0	0	0
M175	0	0	0	0
N101	364	36	326	2
N102	255	93	162	0
N103	421	17	401	3
N104	401	23	378	0
N105	292	21	270	1
N106	383	17	365	1
N107	394	18	375	1

General Election November 3, 2015
Jefferson County, KY
Statement of Votes Cast
Official Results (Official Write-in Votes at End of Report)

	COMM OF AGRICULTURE			
	Total Votes	Ryan F. QUARLES (REP)	Jean-Marie SPANN (DEM)	Write-In Votes
N108	407	19	386	2
N109	263	11	251	1
N110	257	10	246	1
N111	185	6	179	0
N112	212	10	202	0
N113	160	7	153	0
N115	194	58	136	0
N117	228	48	180	0
N124	2	1	1	0
N125	479	281	197	1
N126	329	240	87	2
N127	26	6	20	0
N128	75	23	52	0
N130	444	181	259	4
N131	491	351	139	1
N134	369	83	285	1
N135	33	12	21	0
N136	98	14	83	1
N137	74	2	72	0
N138	28	0	28	0
N139	38	2	36	0
N141	327	207	119	1
N142	592	345	247	0
N143	574	318	255	1
N144 - WLP	322	181	140	1
N145	160	4	156	0
N146	335	163	172	0
N147	48	13	35	0
N148	130	8	121	1
N149	61	2	59	0
N150	7	0	7	0
O105	379	80	299	0
O107	464	84	379	1
O109	427	98	328	1
O111	331	97	234	0
O112	242	110	132	0
O113	232	81	151	0
O114	357	157	200	0
O115	439	203	236	0
O117	348	53	294	1
O119	436	73	362	1
O121	322	76	246	0
O123	188	54	134	0
O124	224	98	126	0
O126	274	82	191	1
O127	260	92	168	0
O128	415	179	235	1
O129	478	245	233	0
O130	312	135	175	2
O131	237	89	148	0
O133	395	218	177	0
O134	393	228	165	0
O135	266	95	171	0

General Election November 3, 2015
Jefferson County, KY
Statement of Votes Cast
Official Results (Official Write-in Votes at End of Report)

COMM OF AGRICULTURE

	Total Votes	Ryan F. QUARLES (REP)	Jean-Marie SPANN (DEM)	Write-In Votes
O136	226	88	138	0
O137	559	257	300	2
O138	123	49	74	0
O139	16	8	8	0
O141	0	0	0	0
O142	210	90	120	0
O143	9	3	6	0
Q101	430	168	262	0
Q103	461	190	270	1
Q104	104	40	63	1
Q105	583	249	334	0
Q107	525	208	317	0
Q109	567	340	225	2
Q112	472	252	219	1
Q113	203	130	73	0
Q114	423	270	153	0
Q115	452	219	233	0
Q116	414	218	195	1
Q117	446	241	205	0
Q119	407	224	182	1
Q122	312	44	268	0
Q123	364	14	349	1
Q124	280	52	228	0
Q125	595	327	268	0
Q126	232	123	109	0
Q127	184	62	122	0
Q131	229	130	99	0
Q132	240	131	106	3
Q134	206	59	147	0
Q136	119	47	72	0
Q137	306	139	167	0
Q138	166	62	103	1
Q139	181	96	85	0
S116	413	284	129	0
S118	547	306	240	1
S119	638	326	312	0
S125	623	350	272	1
S126	488	313	174	1
S128	435	250	185	0
S129	366	223	143	0
S130	518	343	174	1
S131	391	167	222	2
S132	423	200	222	1
S135	384	148	235	1
S139	548	257	291	0
S140	464	300	164	0
S141	594	302	291	1
S142	307	155	152	0
S143	522	374	148	0
S144	369	216	151	2
S146	350	180	169	1
S150	498	328	170	0
S152	319	198	120	1

General Election November 3, 2015
Jefferson County, KY
Statement of Votes Cast
Official Results (Official Write-in Votes at End of Report)

COMM OF AGRICULTURE

	Total Votes	Ryan F. QUARLES (REP)	Jean-Marie SPANN (DEM)	Write-In Votes
S153	496	305	191	0
S156	282	118	162	2
S160	849	581	268	0
S161	306	166	139	1
S164	395	208	187	0
S165	316	198	117	1
S166	465	321	144	0
S167	431	281	150	0
S168	229	141	88	0
V101	270	129	140	1
V102	623	415	208	0
V103	287	213	73	1
V104	689	461	227	1
V105	681	503	178	0
V106	274	150	124	0
V107	349	262	87	0
V108	612	468	144	0
V109	47	38	9	0
V110	712	531	181	0
V111	464	320	143	1
V112	15	10	5	0
V113	937	656	279	2
V114	458	360	98	0
V115	383	204	178	1
V116	446	269	177	0
V117	420	266	154	0
V118	444	252	191	1
V119	649	429	219	1
V120	496	303	191	2
V121	495	312	183	0
V122	0	0	0	0
V123	2	2	0	0
V124	296	169	126	1
V125	371	254	117	0
V126	553	392	161	0
V127	523	310	213	0
V128	484	341	142	1
V129	649	487	161	1
V130	162	121	40	1
V131	455	296	159	0
V132	299	211	88	0
3RD WALK-IN	3723	1785	1929	9
4TH WALK-IN	161	111	49	1
3RD MAIL-IN	1301	538	760	3
4TH MAIL-IN	26	15	11	0
Total				
Polling	179927	82445	97195	287
Absentee	5211	2449	2749	13
Total	185138	84894	99944	300

General Election November 3, 2015
Jefferson County, KY
Statement of Votes Cast
Official Results (Official Write-in Votes at End of Report)

COUNCIL 10

	Total Votes	Robert L. REDMAN (REP)	Pat MULVIHILL (DEM)	Write-In Votes
Jurisdiction Wide				
C101	407	74	332	1
C102	292	94	196	2
C103	286	73	213	0
C123	202	81	121	0
C125	256	90	166	0
C126	280	78	202	0
C128	99	37	62	0
C130	34	11	23	0
C131	206	112	94	0
C134	323	131	191	1
C137	338	147	191	0
C145	92	45	47	0
H102	368	69	298	1
H105	416	90	321	5
H106	399	100	296	3
H109	208	68	140	0
H110	428	112	316	0
H111	266	96	170	0
H112	447	211	234	2
H113	246	113	133	0
H116	383	138	244	1
H117	667	272	393	2
H118	401	164	237	0
H120	553	251	299	3
H121	192	93	99	0
H133	52	14	38	0
H141	397	94	301	2
H150	0	0	0	0
H151	0	0	0	0
M144	158	26	131	1
M145	34	3	31	0
M160	72	11	61	0
3RD WALK-IN	163	52	111	0
3RD MAIL-IN	114	45	69	0
Polling	8502	2898	5580	24
Absentee	277	97	180	0
Total	8779	2995	5760	24

General Election November 3, 2015
Jefferson County, KY
Statement of Votes Cast
Official Results (Official Write-in Votes at End of Report)

BROWNSBORO VILLAGE COMMISSIONER

	Total Votes	Fay W. DORVAL	Write-In Votes
Jurisdiction Wide			
L134	113	96	17
3RD WALK-IN	5	3	2
3RD MAIL-IN	0	0	0
Polling	113	96	17
Absentee	5	3	2
Total	118	99	19

	HOLLYVILLA MAYOR	
	Total Votes	Write-In Votes
Jurisdiction Wide		
I133	37	37
3RD WALK-IN	0	0
3RD MAIL-IN	0	0
Polling	37	37
Absentee	0	0
Total	37	37

	HOLLYVILLA COMMISSIONER	
	Total Votes	Write-In Votes
Jurisdiction Wide		
I133	44	44
3RD WALK-IN	0	0
3RD MAIL-IN	0	0
Polling	44	44
Absentee	0	0
Total	44	44

General Election November 3, 2015
Jefferson County, KY
Statement of Votes Cast
Official Results (Official Write-in Votes at End of Report)

LYNNVIEW MAYOR

	Total Votes	Carolyn MASON	Ann J. GLENN	Write-In Votes
Jurisdiction Wide				
H126 - LNV	261	104	154	3
3RD WALK-IN	3	0	2	1
3RD MAIL-IN	1	1	0	0
Polling	261	104	154	3
Absentee	4	1	2	1
Total	265	105	156	4

General Election November 3, 2015
Jefferson County, KY
Statement of Votes Cast
Official Results (Official Write-in Votes at End of Report)

MOCKINGBIRD VALLEY COMMISSIONER

	Total Votes	James STITES III	W. MUSSELMAN JR.	Write-In Votes
Jurisdiction Wide				
N131	126	64	58	4
3RD WALK-IN	3	1	2	0
3RD MAIL-IN	0	0	0	0
Polling	126	64	58	4
Absentee	3	1	2	0
Total	129	65	60	4

General Election November 3, 2015
Jefferson County, KY
Statement of Votes Cast
Official Results (Official Write-in Votes at End of Report)

NORBOURNE ESTATES COMMISSIONER

	Total Votes	Leslie RUEFF	Write-In Votes
Jurisdiction Wide			
G158	193	156	37
3RD WALK-IN	6	5	1
3RD MAIL-IN	2	2	0
Polling	193	156	37
Absentee	8	7	1
Total	201	163	38

General Election November 3, 2015
Jefferson County, KY
Statement of Votes Cast
Official Results (Official Write-in Votes at End of Report)

RICHLAWN COMMISSIONER

	Total Votes	Joe MEYN	Steven WILKERSON	Write-In Votes
Jurisdiction Wide				
L151	200	89	102	9
3RD WALK-IN	4	2	2	0
3RD MAIL-IN	0	0	0	0
Polling	200	89	102	9
Absentee	4	2	2	0
Total	204	91	104	9

General Election November 3, 2015
Jefferson County, KY
Statement of Votes Cast
Official Results (Official Write-in Votes at End of Report)

WELLINGTON COMMISSIONER

	Total Votes	Ellen HAUBER	Suzanne ARROW	Write-In Votes
Jurisdiction Wide				
G149 - WEL	352	170	170	12
3RD WALK-IN	6	2	4	0
3RD MAIL-IN	0	0	0	0
Polling	352	170	170	12
Absentee	6	2	4	0
Total	358	172	174	12

General Election November 3, 2015
Jefferson County, KY
Statement of Votes Cast
Official Results (Official Write-in Votes at End of Report)

WOODLAWN PARK COUNCIL

	Total Votes	Donna RAND	Write-In Votes
Jurisdiction Wide			
L153 - WLP	29	26	3
N144 - WLP	250	237	13
3RD WALK-IN	6	6	0
3RD MAIL-IN	2	2	0
Polling	279	263	16
Absentee	8	8	0
Total	287	271	16

General Election November 3, 2015
Jefferson County, KY
Statement of Votes Cast
Official Results (Official Write-in Votes at End of Report)

WORTHINGTON HILLS COMMISSIONER

	Total Votes	Deborah MARTIN	Billy TAYLOR	Write-In Votes
Jurisdiction Wide				
F185	172	99	71	2
F186	177	90	86	1
F187	9	6	3	0
3RD WALK-IN	6	2	4	0
3RD MAIL-IN	0	0	0	0
Polling	358	195	160	3
Absentee	6	2	4	0
Total	364	197	164	3

General Election November 3, 2015
Jefferson County, KY
Statement of Votes Cast
Official Results (Official Write-in Votes at End of Report)

DISTRICT JUDGE 4TH DIVISION

	Total Votes	Dawn ELLIOTT	Danny T. KAREM	R. A. FLORIO	J. P. WARD	Ron SCHWOEPPE	L. J. HOLLENBACH	Ruth E. LERNER
Jurisdiction Wide								
A105	454	65	23	2	19	1	118	9
A107	196	16	12	1	7	0	57	2
A108	351	20	23	6	8	3	113	6
A111	290	29	21	6	15	1	77	4
A113	338	28	19	3	7	1	104	0
A114	273	13	15	2	10	1	81	4
A115	254	17	16	1	9	2	70	7
A118	152	11	7	0	9	2	36	5
A119	268	19	14	3	6	2	92	5
A121	291	19	17	1	12	2	100	7
A123	312	25	14	0	16	4	80	3
A124	370	23	43	4	18	2	84	5
A125	390	17	28	1	24	2	104	6
A126	361	11	22	1	12	1	114	4
A127	212	16	15	1	7	2	55	2
A128	257	19	14	1	6	2	68	5
A129	356	20	22	1	23	2	93	4
A130	174	5	11	0	5	1	42	6
A131	360	29	23	8	8	3	85	11
A134	174	10	9	1	9	2	55	2
A135	211	21	10	1	10	1	63	2
A136	172	9	15	1	12	2	54	2
A139	184	11	10	1	7	1	61	1
A140	401	27	24	1	27	1	120	9
A141	9	2	0	1	0	0	4	0
A142	101	6	2	4	5	0	25	4
A143	2	0	1	0	0	0	0	0
B124	299	18	16	5	16	2	54	5
B132	405	13	39	2	20	5	74	8
B133	500	27	35	3	23	4	128	9
B134	629	45	32	3	25	6	130	8
B149	255	13	14	5	15	3	47	8
B151	519	27	46	2	21	11	103	3
B153	55	3	6	1	2	1	7	1
B154	285	24	12	4	15	3	57	5
B155	249	10	12	2	6	3	54	0
B156	451	28	32	5	24	1	81	10
B157	559	30	40	4	20	3	105	8
B158	550	23	46	6	25	5	124	3
B159	681	37	54	6	27	4	129	11
B160	279	15	19	4	12	2	47	5
B161	38	1	4	0	1	1	12	2
B162	421	21	23	2	10	6	80	3
B163	410	34	26	2	19	1	84	7
B166	291	23	18	0	15	1	58	6
B168	428	35	24	7	11	4	84	2
B169	315	18	27	5	11	1	70	2
B170	307	20	26	2	15	2	65	5
B172	611	24	71	6	25	6	94	4
B173	340	26	18	3	16	3	85	6
B175	395	14	26	8	20	4	94	1
B177	353	30	20	3	21	2	61	5

General Election November 3, 2015
Jefferson County, KY
Statement of Votes Cast
Official Results (Official Write-in Votes at End of Report)

DISTRICT JUDGE 4TH DIVISION

	Total Votes	Dawn ELLIOTT	Danny T. KAREM	R. A. FLORIO	J. P. WARD	Ron SCHWOEPPE	L. J. HOLLENBACH	Ruth E. LERNER
B181	54	4	7	0	0	0	11	0
B182	294	16	22	4	4	2	57	3
B183	637	32	63	3	26	6	114	10
B184	5	0	0	0	1	0	1	0
B185	140	8	11	2	4	1	28	2
C101	373	155	17	1	4	0	60	3
C102	264	47	9	2	10	1	47	5
C103	266	42	20	1	7	0	49	5
C104	167	31	11	1	4	0	33	1
C105	163	60	7	0	3	1	33	3
C106	409	100	34	3	10	3	65	1
C108	330	101	10	0	12	0	54	7
C109	130	64	1	1	2	0	18	4
C110	254	139	2	1	2	0	24	5
C111	431	215	9	1	4	0	51	6
C113	117	29	5	0	3	1	25	2
C115	400	70	29	4	9	4	55	6
C122	246	19	24	3	7	1	45	5
C123	175	32	17	4	5	2	22	0
C124	390	14	30	2	6	4	63	3
C125	241	41	10	1	8	0	40	3
C126	269	42	13	2	4	3	35	3
C128	91	6	9	1	4	1	16	1
C129	485	32	39	2	17	1	105	4
C130	28	3	3	0	1	1	5	0
C131	183	12	19	3	2	1	37	3
C133	472	70	33	2	14	0	92	10
C134	313	30	12	3	9	2	55	7
C135	337	18	20	1	14	2	55	4
C136	200	16	10	1	5	0	29	4
C137	308	23	19	2	4	0	51	5
C138	242	13	8	1	5	1	37	5
C139	13	0	3	0	1	0	2	1
C141	151	23	7	2	3	0	33	2
C142	192	46	7	1	3	0	24	0
C143	60	7	7	0	2	0	16	0
C144	40	0	6	2	0	0	6	0
C145	81	8	3	1	0	0	18	1
C146	0	0	0	0	0	0	0	0
C147	14	1	0	0	1	0	3	2
C148	17	0	1	0	0	0	2	0
C149	6	0	1	0	0	0	2	0
C150	3	0	0	0	0	0	2	0
C151	11	0	3	0	1	0	1	0
D101	221	12	14	1	5	0	58	3
D104	266	25	21	0	3	2	47	2
D106	350	16	20	2	7	1	73	3
D108	423	17	33	2	7	3	81	2
D109	156	9	25	1	3	0	30	1
D110	235	19	32	1	3	0	51	2
D113	255	44	24	2	5	0	55	2
D114	404	15	48	1	10	2	89	7
D115	416	18	34	2	8	4	71	3

General Election November 3, 2015
Jefferson County, KY
Statement of Votes Cast
Official Results (Official Write-in Votes at End of Report)

DISTRICT JUDGE 4TH DIVISION

	Total Votes	Dawn ELLIOTT	Danny T. KAREM	R. A. FLORIO	J. P. WARD	Ron SCHWOEPPE	L. J. HOLLENBACH	Ruth E. LERNER
D116	443	33	35	0	15	7	90	3
D117	371	29	31	4	7	3	69	4
D120	391	34	29	2	14	1	62	6
D121	275	21	16	2	8	6	56	7
D122	309	17	37	2	17	2	61	4
D126	518	41	45	8	11	3	114	7
D129	194	11	9	3	2	2	29	6
D130	355	18	40	4	10	3	54	2
D131	246	10	21	3	10	1	48	2
D132	679	52	56	13	14	2	128	14
D135	244	16	23	0	4	2	40	0
D136	558	23	46	5	13	5	109	5
D137	281	9	31	3	15	1	62	3
D138	575	54	46	3	23	7	99	10
D139	458	39	35	3	8	1	81	6
D140	447	33	28	5	12	3	85	8
D141	379	18	29	2	14	2	67	5
D142	398	17	20	3	17	11	86	5
D144	192	11	43	2	2	0	22	1
D145	165	12	16	1	6	2	29	3
E139	166	19	10	3	3	1	27	9
E141	158	6	7	1	1	1	39	2
E142	298	11	17	2	3	1	42	1
E143	208	10	8	2	3	3	42	3
E144	323	23	16	5	10	2	77	2
E145	362	21	17	5	13	3	60	6
E148	634	17	30	7	17	3	111	6
E152	561	9	20	6	9	1	104	4
E154	388	15	22	3	9	2	79	5
E155	362	26	25	5	13	1	64	2
E157	105	3	7	0	1	0	22	1
E158	281	10	17	2	9	1	44	0
E159	232	6	31	0	4	2	48	1
E160	389	15	19	2	9	1	76	4
E161	217	4	13	2	3	0	29	1
E162	74	5	6	0	5	0	18	1
E163	501	12	31	6	16	4	97	5
E164	469	16	34	5	15	3	108	8
E165	363	32	26	4	14	2	63	4
E166	255	17	26	2	8	2	45	2
E167	258	20	24	6	8	6	29	8
E168	203	4	9	6	2	3	57	2
E169	633	6	46	6	16	4	104	7
E171	284	22	22	1	8	0	59	2
E173	188	36	10	2	5	3	31	4
E175	252	12	10	1	4	1	56	5
E176	120	5	9	0	3	0	23	4
E177	160	5	11	0	6	3	40	1
E178	369	17	26	2	10	3	84	3
E179	420	20	34	4	10	1	75	2
E180	335	21	20	6	9	1	59	5
E181	426	14	19	2	11	0	72	8
E182	789	18	44	9	26	3	155	8

General Election November 3, 2015
Jefferson County, KY
Statement of Votes Cast
Official Results (Official Write-in Votes at End of Report)

DISTRICT JUDGE 4TH DIVISION

	Total Votes	Dawn ELLIOTT	Danny T. KAREM	R. A. FLORIO	J. P. WARD	Ron SCHWOEPPE	L. J. HOLLENBACH	Ruth E. LERNER
E183	348	18	13	2	8	4	65	2
E184	268	11	8	3	11	0	48	3
E185	86	4	4	2	2	1	18	4
F106	317	15	25	3	9	2	74	2
F145	525	28	40	4	10	5	126	6
F151	537	26	35	4	27	2	97	6
F152	588	34	39	6	22	5	103	9
F153	443	68	25	5	14	7	70	2
F154	396	8	19	6	4	2	83	2
F155	225	4	9	2	3	2	55	0
F156	466	19	26	2	15	3	89	5
F158	145	5	17	2	6	9	22	1
F161	389	11	23	7	15	1	66	3
F163	405	9	25	0	12	5	90	8
F164	448	10	43	5	16	1	88	6
F166	384	14	28	1	9	8	77	1
F167	274	54	9	1	8	1	39	1
F169	188	10	12	6	4	2	34	2
F170	155	13	11	2	7	2	31	4
F171	341	21	18	4	8	2	54	8
F172	330	17	22	11	25	2	62	5
F176	330	17	17	5	14	8	58	5
F179	373	17	23	4	18	4	71	5
F180	490	15	31	3	22	1	87	5
F181	542	38	39	10	13	3	98	13
F182	545	43	37	17	15	1	99	8
F183	209	6	10	2	6	1	60	1
F184	277	23	21	2	12	3	54	1
F185	295	33	19	3	6	1	59	3
F186	475	109	22	2	12	3	78	8
F187	288	26	19	3	9	2	56	5
G103	258	29	10	2	17	2	35	3
G104	213	25	9	1	12	0	21	10
G106	262	18	7	3	6	0	24	8
G107	324	18	16	3	16	1	39	11
G108	245	22	7	5	7	0	18	2
G109	412	34	14	6	9	0	42	7
G111	358	26	14	4	15	2	34	5
G112	609	53	23	6	33	3	68	9
G116	543	30	24	5	60	1	45	3
G117	643	43	30	2	38	2	57	2
G119	295	19	15	3	23	0	19	1
G120	332	19	11	6	26	0	37	2
G121	383	14	18	4	22	1	41	1
G122	289	10	13	1	16	2	25	5
G123	169	7	7	0	13	1	21	0
G124	557	18	38	7	12	3	68	4
G126	325	10	27	3	24	2	47	4
G129	120	1	9	1	5	0	16	3
G140	291	55	12	3	11	1	33	1
G141	346	35	8	16	7	0	51	2
G142	102	6	7	1	3	0	18	0
G143	509	46	21	11	28	2	56	4

General Election November 3, 2015
Jefferson County, KY
Statement of Votes Cast
Official Results (Official Write-in Votes at End of Report)

DISTRICT JUDGE 4TH DIVISION

	Total Votes	Dawn ELLIOTT	Danny T. KAREM	R. A. FLORIO	J. P. WARD	Ron SCHWOEPPE	L. J. HOLLENBACH	Ruth E. LERNER
G144	383	22	11	6	19	1	40	2
G145	629	19	19	6	59	2	64	2
G146	475	21	23	9	54	0	34	6
G147	463	16	27	3	43	0	46	2
G148	182	5	9	3	11	2	17	0
G149 - WEL	233	6	11	2	12	0	29	1
G150	208	22	7	4	8	0	35	3
G151	212	7	14	0	8	1	20	0
G154	337	21	28	2	17	3	52	8
G155	352	18	17	7	7	3	66	7
G156	474	3	8	8	11	0	120	3
G157	548	20	25	4	23	0	96	5
G158	469	5	20	2	18	0	94	2
G159	0	0	0	0	0	0	0	0
G160	261	6	12	2	8	0	51	0
G161	319	8	9	1	86	0	22	2
G162	75	1	1	3	0	0	17	0
G163	246	11	10	1	11	1	50	3
G164	501	18	22	7	9	2	117	4
G165	235	7	6	6	14	0	45	1
G166	75	1	4	1	3	1	11	0
G167	158	10	20	1	11	0	19	1
G168	60	1	5	1	0	0	7	0
G169	165	11	3	3	7	0	19	2
H102	298	36	22	4	10	0	34	1
H103	529	31	20	4	19	1	63	6
H105	352	24	9	15	16	2	68	2
H106	349	24	17	9	11	0	54	3
H109	189	10	12	2	12	1	43	2
H110	380	21	21	4	30	3	64	4
H111	235	6	11	1	6	0	46	4
H112	390	12	26	3	12	5	64	4
H113	221	6	9	3	5	2	23	1
H114	3	0	0	0	0	0	1	0
H115	223	13	12	1	5	3	36	1
H116	343	9	19	4	22	5	75	3
H117	594	11	34	10	26	2	71	6
H118	361	7	20	2	17	3	61	5
H120	502	19	22	5	21	4	111	2
H121	168	7	13	2	8	1	36	2
H123	114	8	7	0	4	0	30	2
H124	43	8	4	0	0	0	7	1
H125	157	16	9	0	4	3	45	3
H126 - LNV	246	18	17	2	7	3	69	3
H127	109	20	4	1	3	2	23	1
H130	0	0	0	0	0	0	0	0
H131	185	22	6	5	4	0	30	5
H132	117	7	1	3	3	0	16	1
H133	46	3	2	0	2	0	9	0
H138	382	45	20	1	8	6	88	6
H141	335	21	31	2	21	6	48	2
H144	282	20	11	2	12	6	68	5
H145	235	7	15	2	9	3	87	5

General Election November 3, 2015
Jefferson County, KY
Statement of Votes Cast
Official Results (Official Write-in Votes at End of Report)

DISTRICT JUDGE 4TH DIVISION

	Total Votes	Dawn ELLIOTT	Danny T. KAREM	R. A. FLORIO	J. P. WARD	Ron SCHWOEPPE	L. J. HOLLENBACH	Ruth E. LERNER
H146	268	16	10	0	5	4	65	3
H147	237	13	15	0	5	4	55	1
H148	229	15	9	3	8	3	72	3
H150	0	0	0	0	0	0	0	0
H151	0	0	0	0	0	0	0	0
H152	54	8	7	2	2	0	6	0
H153	0	0	0	0	0	0	0	0
H154	65	5	4	1	3	0	15	3
H155	60	9	8	2	1	0	13	0
H156	0	0	0	0	0	0	0	0
H157	16	2	2	0	3	0	1	0
H158	0	0	0	0	0	0	0	0
H159	71	4	3	1	6	1	10	0
H160	308	36	11	2	26	1	52	5
H161	0	0	0	0	0	0	0	0
H162	174	21	6	3	9	1	40	2
I107	186	18	9	2	6	3	48	2
I109	140	12	9	5	4	1	31	2
I110	81	12	5	1	3	2	21	0
I111	461	25	18	5	11	8	99	7
I112	354	24	16	4	15	2	78	2
I115	138	17	5	1	9	2	23	5
I120	124	8	10	1	5	1	33	3
I122	143	3	10	1	13	1	49	1
I123	432	36	28	3	22	3	101	3
I124	114	9	9	1	10	0	30	2
I125	99	10	8	0	1	0	29	2
I126	244	15	12	3	8	5	69	5
I130	128	12	8	5	4	0	42	0
I133	431	28	23	7	28	4	101	8
I135	152	2	13	1	8	1	33	1
I138	0	0	0	0	0	0	0	0
I140	22	3	1	0	1	1	5	1
I141	206	24	7	0	6	2	57	4
I142	0	0	0	0	0	0	0	0
I143	22	1	0	1	0	0	7	0
I144	36	1	3	0	1	0	7	0
I145	37	1	1	0	2	0	8	2
I146	244	12	16	3	12	1	58	3
I147	14	0	0	0	1	0	4	0
I148	128	8	6	0	11	0	25	2
I149	0	0	0	0	0	0	0	0
I150	23	2	2	0	0	0	8	0
I151	269	30	10	3	9	3	45	5
I152	351	26	16	3	22	1	78	1
I153	405	29	21	3	22	2	97	6
I154	412	42	20	2	22	4	80	8
I155	17	0	1	0	0	0	5	0
I156	137	8	8	0	11	0	37	3
J101	226	36	15	2	8	0	54	2
J104	383	55	19	4	16	1	81	7
J105	199	16	10	3	9	2	53	3
J107	169	29	8	1	5	0	43	1

General Election November 3, 2015
Jefferson County, KY
Statement of Votes Cast
Official Results (Official Write-in Votes at End of Report)

DISTRICT JUDGE 4TH DIVISION

	Total Votes	Dawn ELLIOTT	Danny T. KAREM	R. A. FLORIO	J. P. WARD	Ron SCHWOEPPE	L. J. HOLLENBACH	Ruth E. LERNER
J108	397	37	15	3	7	3	82	2
J111	221	26	15	0	8	1	48	2
J113	320	22	28	2	8	0	81	11
J114	374	21	26	1	7	4	76	10
J117	175	12	9	1	9	1	44	3
J119	243	13	11	2	10	1	54	7
J120	330	12	19	2	17	2	93	5
J122	228	18	17	1	12	2	58	4
J123	192	11	14	4	11	4	48	3
J130	86	11	6	0	2	0	19	1
J135	352	17	20	2	17	3	62	5
J137	293	10	15	0	21	4	82	1
J138	57	4	5	1	1	2	9	0
J140	80	6	10	1	1	0	13	3
J141	190	5	13	1	4	0	48	3
J142	1	0	0	0	0	0	1	0
J143	32	2	2	0	3	0	12	0
J144	368	14	29	2	10	5	74	5
J145	358	21	10	6	22	1	107	1
J146	0	0	0	0	0	0	0	0
J147	232	22	13	1	4	0	56	4
J148	308	14	23	2	14	1	73	5
J149	183	31	13	2	5	1	33	0
J150	204	16	20	3	5	1	50	1
J151	3	0	0	0	0	0	1	0
J152	210	8	10	4	11	2	56	2
J153	81	4	4	3	2	0	28	0
J154	0	0	0	0	0	0	0	0
J155	105	7	4	2	5	0	25	3
K104	56	9	3	2	3	0	4	0
K105	235	34	5	1	10	1	14	6
K110	166	65	4	0	4	0	25	1
K111	114	26	8	0	2	0	17	0
K112	122	20	3	2	2	3	17	1
K113	97	33	7	0	6	1	21	0
K114	221	56	7	4	5	3	28	5
K116	37	3	1	1	0	1	16	1
K117	213	17	12	2	7	2	46	5
K118	211	77	8	0	2	2	39	7
K119	307	30	18	1	7	1	78	6
K122	305	107	16	1	8	0	67	2
K123	378	136	18	1	2	0	59	7
K125	80	19	2	0	1	0	18	1
K126	94	17	1	0	1	1	25	0
K127	362	38	12	4	14	2	99	2
K128	213	13	11	1	9	0	68	3
K129	264	31	15	7	8	1	42	5
K130	252	91	8	0	3	0	46	5
K131	207	43	14	1	3	2	51	5
K132	98	5	6	1	6	1	29	2
K133	185	24	7	8	6	0	27	3
K134	232	25	15	4	6	1	44	4
K135	6	0	0	0	0	0	0	0

General Election November 3, 2015
Jefferson County, KY
Statement of Votes Cast
Official Results (Official Write-in Votes at End of Report)

DISTRICT JUDGE 4TH DIVISION

	Total Votes	Dawn ELLIOTT	Danny T. KAREM	R. A. FLORIO	J. P. WARD	Ron SCHWOEPPE	L. J. HOLLENBACH	Ruth E. LERNER
K136	50	18	4	0	1	1	9	0
K137	38	17	1	0	0	0	4	1
K138	57	3	2	0	2	0	24	1
K139	0	0	0	0	0	0	0	0
K140	60	9	5	0	1	0	11	0
K141	90	5	5	1	3	0	8	0
K142	0	0	0	0	0	0	0	0
K143	0	0	0	0	0	0	0	0
K144	284	23	22	2	8	1	60	4
K145	424	34	25	4	10	3	100	12
K146	351	25	17	2	8	1	78	8
K147	363	29	23	2	13	2	92	9
K148	264	27	22	4	7	0	67	2
K149	0	0	0	0	0	0	0	0
K150	0	0	0	0	0	0	0	0
K151	0	0	0	0	0	0	0	0
L104	284	122	7	0	3	0	27	6
L108	164	81	3	1	2	0	24	3
L110	9	4	0	0	0	0	0	0
L111	81	26	2	1	5	0	6	2
L112	159	57	3	1	5	1	19	6
L113	241	82	5	1	12	0	22	5
L115	51	13	1	0	1	1	6	0
L117	329	49	13	3	14	1	65	3
L118	628	37	22	8	14	1	172	8
L119	266	54	7	4	10	1	47	3
L134	318	12	15	1	7	2	90	7
L135	310	12	7	2	3	0	55	1
L136	393	32	10	5	9	0	77	2
L138	294	10	10	9	4	0	53	2
L139	489	38	16	8	8	3	97	7
L140	121	63	4	0	0	1	15	0
L141	128	23	4	1	5	0	21	3
L142	186	37	6	3	5	1	43	6
L143	113	22	1	0	4	0	14	4
L144	117	50	3	1	2	0	16	2
L145	203	102	4	0	2	0	20	4
L146	421	18	14	7	13	2	65	4
L147	213	115	2	1	6	0	24	4
L148	107	37	2	0	0	0	11	4
L149	4	2	0	0	0	0	0	0
L150	30	21	1	0	0	0	1	0
L151	297	9	21	2	4	0	66	3
L152	144	5	8	1	4	1	29	2
L153 - WLP	36	5	4	1	1	0	9	0
L154	160	93	3	1	2	0	12	1
L155	3	1	0	0	0	0	0	0
L156	306	59	8	3	11	2	56	6
L157	244	108	3	0	1	0	38	3
L158	159	80	3	0	0	0	16	2
L159	75	48	1	0	2	0	6	1
L160	112	52	2	0	2	0	16	4
L161	218	92	5	2	6	0	31	8

General Election November 3, 2015
Jefferson County, KY
Statement of Votes Cast
Official Results (Official Write-in Votes at End of Report)

DISTRICT JUDGE 4TH DIVISION

	Total Votes	Dawn ELLIOTT	Danny T. KAREM	R. A. FLORIO	J. P. WARD	Ron SCHWOEPPE	L. J. HOLLENBACH	Ruth E. LERNER
L162	2	1	0	0	0	0	1	0
L163	132	57	5	1	4	1	28	1
L164	137	15	8	4	3	2	23	2
M102	491	255	2	1	6	1	34	2
M103	530	317	11	0	5	0	41	2
M104	188	103	4	0	4	1	19	2
M105	197	97	2	1	8	2	17	5
M107	114	60	2	0	1	0	12	3
M110	276	128	2	1	6	0	28	7
M121	316	57	7	7	8	1	34	6
M123	413	64	12	3	23	3	37	5
M124	307	51	8	2	10	2	31	6
M129	107	56	2	0	1	1	10	3
M130	119	50	4	0	2	1	19	2
M131	150	48	8	0	1	0	14	5
M133	346	195	5	1	4	0	40	7
M137	241	29	11	2	2	0	42	1
M138	510	79	16	5	10	1	77	8
M139	265	39	7	4	10	0	36	7
M140	138	20	7	4	6	0	14	0
M141	182	25	7	0	3	0	29	3
M142	514	117	14	8	19	1	45	8
M143	228	40	8	7	12	2	32	3
M144	136	13	5	1	11	0	11	3
M145	30	2	2	0	0	0	2	0
M146	191	35	9	1	9	0	29	3
M147	174	24	13	2	3	0	24	1
M148	270	124	4	1	3	0	37	7
M149	182	55	10	1	6	0	38	3
M150	145	12	11	6	4	0	27	2
M159	33	5	0	0	2	0	4	0
M160	60	4	5	0	3	0	3	0
M162	131	8	3	2	5	0	13	2
M163	94	7	1	1	3	0	11	4
M164	10	2	2	1	1	0	1	0
M165	0	0	0	0	0	0	0	0
M166	139	34	3	2	3	1	17	3
M167	0	0	0	0	0	0	0	0
M168	55	1	1	0	1	0	1	3
M169	230	122	7	1	6	1	24	3
M170	351	177	8	1	9	0	44	5
M171	391	157	17	0	6	0	52	9
M172	53	21	1	1	0	0	2	0
M173	360	158	12	1	5	0	50	3
M174	0	0	0	0	0	0	0	0
M175	0	0	0	0	0	0	0	0
N101	334	95	13	2	5	1	51	5
N102	229	28	8	2	5	1	56	6
N103	405	165	3	1	2	0	48	6
N104	393	179	10	0	12	3	43	2
N105	282	105	4	0	3	0	47	1
N106	368	188	2	1	3	3	26	5
N107	377	188	6	0	6	1	40	5

General Election November 3, 2015
Jefferson County, KY
Statement of Votes Cast
Official Results (Official Write-in Votes at End of Report)

DISTRICT JUDGE 4TH DIVISION

	Total Votes	Dawn ELLIOTT	Danny T. KAREM	R. A. FLORIO	J. P. WARD	Ron SCHWOEPPE	L. J. HOLLENBACH	Ruth E. LERNER
N108	392	176	5	0	4	3	35	4
N109	259	118	2	1	3	0	27	4
N110	249	104	4	0	1	0	21	1
N111	179	76	5	0	3	0	21	3
N112	205	102	2	0	3	0	23	1
N113	160	79	5	0	2	0	15	4
N115	157	26	16	0	4	1	43	0
N117	196	59	6	0	7	2	33	3
N124	2	0	0	0	0	0	1	0
N125	482	4	17	1	7	0	100	1
N126	337	2	5	0	5	0	77	2
N127	23	8	0	0	1	0	3	0
N128	64	13	4	0	4	0	15	0
N130	427	29	13	4	9	2	100	6
N131	487	6	11	1	4	0	135	6
N134	311	51	7	3	14	0	28	2
N135	28	0	1	1	1	0	3	0
N136	91	27	3	0	2	0	14	1
N137	68	29	0	0	0	0	9	1
N138	27	16	1	0	0	0	1	0
N139	37	17	1	2	0	0	2	0
N141	325	5	7	3	8	3	86	3
N142	603	22	21	4	8	0	118	5
N143	549	17	19	5	12	1	94	5
N144 - WLP	305	12	17	4	3	2	62	5
N145	126	38	2	2	1	0	18	3
N146	316	14	15	3	6	1	69	2
N147	45	11	1	1	0	0	12	0
N148	117	47	5	0	3	2	5	4
N149	56	32	0	0	1	0	7	1
N150	6	6	0	0	0	0	0	0
O105	341	116	14	1	8	4	51	2
O107	430	157	11	1	16	2	62	5
O109	395	129	19	3	10	3	74	8
O111	303	69	18	0	6	3	64	1
O112	195	34	11	3	7	0	49	4
O113	207	36	10	0	6	0	55	2
O114	313	31	18	2	13	2	82	1
O115	394	35	34	1	14	3	100	3
O117	345	139	10	0	8	1	67	6
O119	421	179	14	0	10	0	59	7
O121	317	101	9	0	5	1	52	5
O123	174	39	9	1	2	1	36	2
O124	213	29	10	2	8	0	49	4
O126	254	36	7	2	6	2	62	3
O127	231	25	10	5	8	1	52	8
O128	336	42	21	2	11	0	91	8
O129	422	33	24	4	14	6	118	3
O130	274	32	22	1	9	1	65	3
O131	208	16	10	2	7	0	68	4
O133	324	28	13	2	12	3	96	5
O134	334	12	20	1	25	2	103	3
O135	252	26	18	1	6	1	64	5

General Election November 3, 2015
Jefferson County, KY
Statement of Votes Cast
Official Results (Official Write-in Votes at End of Report)

DISTRICT JUDGE 4TH DIVISION

	Total Votes	Dawn ELLIOTT	Danny T. KAREM	R. A. FLORIO	J. P. WARD	Ron SCHWOEPPE	L. J. HOLLENBACH	Ruth E. LERNER
O136	186	23	13	0	5	0	59	4
O137	497	36	34	6	14	2	154	3
O138	115	20	11	0	3	3	31	2
O139	14	1	2	1	2	0	5	0
O141	0	0	0	0	0	0	0	0
O142	183	13	19	2	5	0	57	6
O143	9	0	0	0	1	0	3	0
Q101	375	70	18	1	17	4	81	1
Q103	419	60	20	4	12	5	99	5
Q104	96	13	2	2	3	2	12	1
Q105	560	63	40	1	13	9	135	9
Q107	488	57	43	2	23	3	91	8
Q109	470	31	28	3	31	3	110	6
Q112	418	13	19	2	20	2	125	5
Q113	189	6	14	1	8	2	44	3
Q114	378	23	27	2	17	7	83	3
Q115	382	37	18	3	17	2	82	7
Q116	375	28	26	3	13	1	96	7
Q117	394	31	25	4	24	2	107	5
Q119	347	22	21	1	21	1	75	5
Q122	302	95	10	2	7	1	57	4
Q123	352	157	7	0	2	2	50	4
Q124	257	74	8	1	6	0	38	4
Q125	542	48	29	1	33	3	124	12
Q126	211	7	15	2	12	3	56	3
Q127	176	47	5	0	3	2	38	1
Q131	206	11	9	0	4	0	53	6
Q132	197	21	16	3	12	2	50	3
Q134	190	33	9	2	3	0	42	3
Q136	109	9	8	0	3	2	28	2
Q137	289	34	13	0	9	3	50	7
Q138	155	29	9	0	2	2	28	1
Q139	162	8	9	1	10	0	46	4
S116	388	8	25	4	9	1	58	3
S118	494	15	16	5	18	1	110	6
S119	606	25	33	2	16	3	132	6
S125	583	41	29	6	11	1	118	10
S126	440	8	20	5	6	1	92	4
S128	399	17	16	5	12	2	76	3
S129	348	11	27	6	22	2	67	2
S130	480	14	24	1	21	3	97	8
S131	350	27	23	3	12	3	68	5
S132	355	45	21	7	14	3	63	6
S135	334	78	19	4	12	9	46	6
S139	480	23	28	11	15	2	113	3
S140	427	16	24	4	11	7	76	7
S141	537	65	34	15	17	2	94	7
S142	291	13	15	4	17	1	61	7
S143	490	14	31	1	10	2	83	1
S144	356	17	12	2	5	2	56	3
S146	323	30	26	8	13	3	50	4
S150	450	12	32	2	13	2	93	3
S152	273	9	32	3	13	3	48	0

General Election November 3, 2015
Jefferson County, KY
Statement of Votes Cast
Official Results (Official Write-in Votes at End of Report)

DISTRICT JUDGE 4TH DIVISION

	Total Votes	Dawn ELLIOTT	Danny T. KAREM	R. A. FLORIO	J. P. WARD	Ron SCHWOEPPE	L. J. HOLLENBACH	Ruth E. LERNER
S153	468	23	32	2	10	4	105	4
S156	250	27	12	3	9	1	37	4
S160	760	26	64	6	23	5	182	4
S161	281	16	10	2	17	0	59	6
S164	370	15	28	4	2	2	78	6
S165	297	8	22	4	7	1	53	6
S166	456	6	8	2	6	1	110	4
S167	421	10	19	2	7	0	82	1
S168	211	12	12	0	11	2	46	4
V101	247	12	24	2	8	3	33	6
V102	520	21	47	5	15	9	108	3
V103	255	5	32	1	5	2	47	5
V104	639	29	63	5	12	9	121	9
V105	563	17	78	3	12	10	84	8
V106	237	16	25	4	10	2	45	6
V107	290	6	51	2	9	6	48	8
V108	533	26	61	8	29	4	100	6
V109	42	1	5	0	0	1	5	0
V110	584	19	28	10	19	9	112	6
V111	423	16	53	2	15	2	74	5
V112	13	0	1	0	0	0	3	0
V113	820	30	54	11	22	7	184	10
V114	389	2	28	4	10	3	81	4
V115	356	16	23	4	17	4	70	9
V116	402	16	52	2	10	4	86	9
V117	368	15	21	4	13	6	82	2
V118	402	34	25	2	10	8	89	6
V119	571	25	38	6	22	10	120	6
V120	430	25	18	5	13	10	68	6
V121	426	21	27	6	10	5	76	3
V122	0	0	0	0	0	0	0	0
V123	1	0	0	0	0	0	0	0
V124	265	13	17	4	7	8	53	5
V125	308	16	28	2	14	2	67	6
V126	475	28	30	16	13	3	101	4
V127	463	30	23	9	14	1	89	5
V128	404	21	26	5	12	7	85	3
V129	535	18	45	5	11	6	116	9
V130	133	3	7	2	4	1	29	3
V131	405	18	28	9	17	2	82	5
V132	270	4	19	1	11	3	47	2
3RD WALK-IN	3410	222	201	26	116	25	631	36
4TH WALK-IN	134	2	11	1	1	1	29	1
3RD MAIL-IN	988	51	74	7	25	3	287	17
4TH MAIL-IN	23	0	1	0	0	1	8	0
Total								
Polling	164491	18103	9321	1486	5577	1009	31385	2142
Absentee	4555	275	287	34	142	30	955	54
Total	169046	18378	9608	1520	5719	1039	32340	2196

General Election November 3, 2015
Jefferson County, KY
Statement of Votes Cast
Official Results (Official Write-in Votes at End of Report)

DISTRICT JUDGE 4TH DIVISION

	Dennis Clay BURKE	Judith BARTHOLOMEW	Benjamin F. WYMAN	Ellie KERSTETTER	Sandy BERMAN	James Michael GREEN	Michael J. LEIBSON	C. Fred PARTIN
Jurisdiction Wide								
A105	14	23	7	4	13	27	4	4
A107	5	11	3	2	8	10	10	1
A108	7	4	1	2	12	21	8	1
A111	8	13	5	3	19	14	3	0
A113	14	22	0	3	16	14	5	2
A114	4	15	3	2	14	15	4	2
A115	5	15	2	5	18	13	1	3
A118	10	7	0	0	16	7	0	0
A119	10	13	1	2	10	6	2	2
A121	7	13	5	3	19	12	4	1
A123	12	16	2	9	20	12	4	2
A124	8	30	3	2	21	27	4	2
A125	8	18	4	7	22	18	6	2
A126	11	13	4	3	22	19	5	2
A127	3	13	4	3	19	17	4	3
A128	6	16	5	3	14	11	4	5
A129	12	21	2	4	24	15	6	1
A130	3	5	4	1	9	28	2	2
A131	9	19	6	10	22	16	5	1
A134	5	5	4	1	15	9	1	0
A135	2	11	0	0	14	4	7	0
A136	4	12	2	2	8	7	3	1
A139	2	8	2	1	9	5	1	2
A140	11	20	7	3	25	20	6	4
A141	0	0	0	0	0	0	0	0
A142	2	5	0	1	6	7	0	0
A143	0	0	0	0	0	0	0	0
B124	6	13	3	5	20	30	4	1
B132	12	18	4	8	14	19	7	2
B133	14	22	8	8	27	34	3	2
B134	26	37	13	8	43	30	5	3
B149	6	15	2	4	14	18	4	0
B151	11	31	16	10	32	26	1	3
B153	0	3	0	1	3	1	1	1
B154	13	10	3	5	12	12	6	1
B155	7	16	3	4	12	10	6	0
B156	14	23	4	6	34	19	2	3
B157	13	30	10	8	30	20	2	7
B158	11	25	9	8	27	10	4	1
B159	28	25	16	10	35	50	8	1
B160	8	15	2	8	17	8	4	0
B161	0	4	0	1	2	2	2	0
B162	7	21	5	6	23	22	4	3
B163	14	28	5	8	26	21	4	4
B166	8	20	3	4	18	17	2	2
B168	7	20	7	3	14	11	3	2
B169	8	17	3	5	14	16	2	1
B170	10	11	10	6	15	15	4	1
B172	19	31	11	6	38	24	3	0
B173	13	14	4	0	21	24	2	1
B175	10	17	5	3	15	22	8	3
B177	9	26	4	9	26	23	7	0

General Election November 3, 2015
Jefferson County, KY
Statement of Votes Cast
Official Results (Official Write-in Votes at End of Report)

DISTRICT JUDGE 4TH DIVISION

	Dennis Clay BURKE	Judith BARTHOLOMEW	Benjamin F. WYMAN	Ellie KERSTETTER	Sandy BERMAN	James Michael GREEN	Michael J. LEIBSON	C. Fred PARTIN
B181	1	1	2	3	2	4	0	0
B182	14	21	8	2	17	15	3	0
B183	16	33	22	11	38	20	11	1
B184	0	0	0	0	0	0	0	0
B185	5	6	3	2	9	8	1	0
C101	9	10	2	7	14	11	2	2
C102	9	11	1	6	17	11	4	2
C103	3	12	0	10	35	12	1	0
C104	7	6	3	4	16	5	0	1
C105	7	1	0	5	9	2	1	0
C106	12	17	0	7	23	14	6	0
C108	24	11	0	11	16	16	3	1
C109	5	2	0	2	5	2	0	0
C110	14	7	1	8	6	6	1	1
C111	17	16	5	12	10	13	6	1
C113	3	4	0	3	7	5	0	0
C115	11	22	4	4	20	21	2	1
C122	10	9	1	5	17	6	6	2
C123	3	10	1	0	9	3	2	2
C124	16	31	2	3	24	12	8	1
C125	7	9	0	3	19	7	1	3
C126	7	9	0	17	23	9	4	3
C128	0	7	0	0	6	2	2	1
C129	17	21	2	6	34	16	6	4
C130	1	2	1	0	4	1	1	0
C131	2	12	1	0	6	2	5	1
C133	26	27	4	7	22	16	5	2
C134	12	22	4	5	17	12	2	0
C135	11	16	1	5	19	10	4	2
C136	6	8	0	4	14	19	4	0
C137	11	23	1	5	16	12	4	1
C138	2	17	1	2	15	5	1	1
C139	2	0	0	0	0	2	0	0
C141	6	9	0	2	8	1	1	1
C142	4	10	2	3	7	7	0	1
C143	0	2	0	2	2	5	1	0
C144	2	1	0	1	1	1	0	0
C145	2	3	2	1	5	1	3	1
C146	0	0	0	0	0	0	0	0
C147	1	1	0	1	1	0	1	0
C148	0	3	2	3	0	0	0	0
C149	0	1	0	0	0	0	0	0
C150	0	0	0	0	0	0	0	0
C151	0	0	0	0	0	0	0	0
D101	6	8	3	2	7	12	1	3
D104	12	18	0	1	26	6	0	2
D106	6	16	2	3	17	5	2	1
D108	18	21	4	10	24	13	9	7
D109	2	6	2	3	5	2	6	1
D110	3	10	3	1	17	5	5	1
D113	8	10	4	3	9	12	2	0
D114	14	15	2	14	12	17	7	3
D115	12	25	5	8	26	15	12	0

General Election November 3, 2015
Jefferson County, KY
Statement of Votes Cast
Official Results (Official Write-in Votes at End of Report)

DISTRICT JUDGE 4TH DIVISION

	Dennis Clay BURKE	Judith BARTHOLOMEW	Benjamin F. WYMAN	Ellie KERSTETTER	Sandy BERMAN	James Michael GREEN	Michael J. LEIBSON	C. Fred PARTIN
D116	7	32	13	4	17	13	8	2
D117	5	22	11	9	25	8	2	3
D120	9	14	8	6	21	14	7	2
D121	5	9	1	2	14	9	6	1
D122	10	17	10	6	26	9	5	1
D126	11	16	7	9	23	30	6	0
D129	6	8	0	2	36	9	9	0
D130	9	16	3	7	18	10	6	1
D131	5	18	0	2	14	12	3	0
D132	15	36	4	11	32	15	11	5
D135	4	24	2	2	17	12	5	0
D136	8	34	4	6	48	17	10	4
D137	11	13	7	0	23	5	7	2
D138	13	32	7	12	23	22	6	4
D139	7	25	18	12	30	11	14	1
D140	7	25	7	5	26	19	5	5
D141	16	22	1	2	13	10	3	2
D142	18	27	9	6	19	9	5	2
D144	2	14	1	3	9	5	2	3
D145	7	10	1	2	12	1	4	1
E139	5	7	2	5	11	6	1	0
E141	1	14	0	0	7	2	0	1
E142	7	28	3	5	19	13	8	3
E143	4	13	0	2	10	11	2	4
E144	5	24	2	8	20	18	2	1
E145	7	34	4	10	24	9	8	1
E148	5	50	2	3	43	16	12	2
E152	3	34	3	8	36	14	14	5
E154	11	23	4	4	24	6	4	1
E155	13	25	3	13	20	15	5	5
E157	1	11	0	5	11	3	2	0
E158	4	17	0	4	17	10	7	1
E159	3	4	0	2	14	5	2	3
E160	23	13	3	2	16	15	7	3
E161	6	29	3	2	8	6	5	1
E162	4	8	0	2	6	0	0	0
E163	21	48	1	4	25	8	6	3
E164	12	34	4	6	24	6	7	7
E165	17	24	3	6	19	10	8	0
E166	7	22	5	0	17	10	2	1
E167	2	12	1	7	21	10	4	2
E168	6	13	0	2	12	5	5	1
E169	13	41	3	2	31	16	10	9
E171	4	10	0	2	14	4	9	3
E173	8	9	1	4	15	4	2	2
E175	13	14	1	4	15	12	5	0
E176	1	9	1	1	9	6	3	0
E177	1	19	2	2	11	5	3	2
E178	21	18	4	5	18	11	6	3
E179	13	23	4	6	24	17	5	5
E180	3	30	0	6	13	9	4	2
E181	5	36	2	6	49	11	21	2
E182	8	57	4	9	63	13	19	9

General Election November 3, 2015
Jefferson County, KY
Statement of Votes Cast
Official Results (Official Write-in Votes at End of Report)

	DISTRICT JUDGE 4TH DIVISION							
	Dennis Clay BURKE	Judith BARTHOLOMEW	Benjamin F. WYMAN	Ellie KERSTETTER	Sandy BERMAN	James Michael GREEN	Michael J. LEIBSON	C. Fred PARTIN
E183	5	31	2	1	26	10	12	0
E184	3	17	3	4	23	1	2	4
E185	4	5	1	4	3	7	0	0
F106	5	19	0	3	6	9	6	2
F145	11	22	4	13	28	12	13	1
F151	8	38	4	12	38	12	8	0
F152	13	31	11	9	37	14	6	7
F153	7	33	3	8	21	18	3	3
F154	8	37	4	5	28	11	4	1
F155	10	13	0	7	7	8	1	3
F156	9	44	6	7	20	19	6	5
F158	7	7	0	3	4	3	3	0
F161	14	21	2	5	25	17	4	2
F163	9	37	1	6	15	10	10	1
F164	4	27	2	5	27	7	4	1
F166	4	21	1	10	22	22	4	2
F167	5	12	3	7	20	6	2	1
F169	4	16	1	3	20	9	3	0
F170	6	9	1	5	6	1	0	0
F171	6	27	6	5	15	11	7	5
F172	7	19	2	2	16	14	2	6
F176	13	17	1	5	17	16	12	0
F179	12	36	4	11	18	14	6	2
F180	8	33	5	5	41	18	9	2
F181	11	36	4	7	29	16	10	1
F182	14	25	10	9	39	7	6	8
F183	2	12	0	2	11	4	3	0
F184	5	8	8	6	13	7	3	1
F185	12	22	3	8	17	14	4	3
F186	8	17	3	7	21	24	6	4
F187	13	17	3	2	20	8	1	1
G103	4	16	1	8	10	9	7	2
G104	3	8	3	5	11	5	0	0
G106	7	15	1	2	15	6	9	1
G107	4	25	0	5	24	4	2	2
G108	1	11	2	5	14	6	3	3
G109	2	39	0	10	26	6	6	1
G111	4	24	4	5	24	12	3	4
G112	17	33	2	10	36	28	10	2
G116	14	47	2	7	32	8	4	5
G117	12	63	3	15	39	5	13	6
G119	6	32	0	3	19	4	8	1
G120	1	33	1	3	23	8	9	0
G121	5	28	1	11	38	8	7	2
G122	5	18	1	1	12	7	13	2
G123	1	14	0	2	4	4	2	3
G124	9	34	1	4	52	13	20	7
G126	3	24	1	3	17	7	13	0
G129	4	8	0	3	17	4	4	0
G140	5	25	1	5	9	4	2	1
G141	2	21	1	2	11	8	5	1
G142	0	9	0	2	5	0	0	0
G143	6	34	1	15	22	13	9	2

General Election November 3, 2015
Jefferson County, KY
Statement of Votes Cast
Official Results (Official Write-in Votes at End of Report)

DISTRICT JUDGE 4TH DIVISION

	Dennis Clay BURKE	Judith BARTHOLOMEW	Benjamin F. WYMAN	Ellie KERSTETTER	Sandy BERMAN	James Michael GREEN	Michael J. LEIBSON	C. Fred PARTIN
G144	3	46	2	5	31	7	15	1
G145	3	59	3	5	40	17	20	5
G146	8	45	2	4	27	13	4	5
G147	5	56	2	5	23	10	9	4
G148	2	27	1	4	14	3	4	2
G149 - WEL	7	30	0	3	20	5	4	1
G150	5	22	3	2	4	5	4	2
G151	6	18	1	4	24	4	1	2
G154	8	18	0	4	29	7	8	5
G155	21	22	2	6	31	16	7	5
G156	8	50	1	2	19	12	11	1
G157	4	49	6	8	35	17	12	21
G158	4	32	0	3	19	6	7	5
G159	0	0	0	0	0	0	0	0
G160	2	28	0	4	9	5	3	10
G161	5	32	1	1	15	2	4	1
G162	0	12	0	2	3	5	2	0
G163	3	17	1	0	13	12	2	3
G164	4	37	1	5	19	20	7	3
G165	3	15	0	5	8	12	1	3
G166	1	11	1	1	2	2	1	1
G167	1	9	0	2	8	6	2	0
G168	1	6	0	1	3	5	2	0
G169	2	10	1	2	8	10	3	0
H102	6	23	1	7	15	12	4	1
H103	4	53	5	13	29	5	12	4
H105	5	13	1	7	21	6	2	3
H106	4	16	0	8	13	16	9	4
H109	7	10	1	7	2	4	6	1
H110	4	18	2	7	24	11	6	3
H111	4	17	2	3	10	3	2	0
H112	4	24	3	10	28	12	6	2
H113	2	20	1	5	14	9	2	0
H114	0	0	0	1	0	0	0	0
H115	3	15	4	20	13	12	3	1
H116	7	11	0	17	19	9	4	3
H117	12	25	4	39	29	10	5	3
H118	12	18	6	16	26	19	5	0
H120	9	30	5	16	39	19	8	1
H121	7	7	0	6	12	5	2	1
H123	1	8	0	2	11	3	1	1
H124	4	0	0	1	6	1	0	0
H125	6	5	2	5	15	10	3	1
H126 - LNV	3	7	2	2	22	10	6	3
H127	4	2	1	1	8	5	3	0
H130	0	0	0	0	0	0	0	0
H131	1	10	0	2	10	9	3	2
H132	2	15	0	3	5	3	2	1
H133	0	1	0	4	4	2	1	1
H138	10	26	5	12	43	15	6	2
H141	8	22	3	6	23	9	5	0
H144	8	12	3	7	35	12	1	2
H145	5	7	0	2	19	10	6	0

General Election November 3, 2015
Jefferson County, KY
Statement of Votes Cast
Official Results (Official Write-in Votes at End of Report)

DISTRICT JUDGE 4TH DIVISION

	Dennis Clay BURKE	Judith BARTHOLOMEW	Benjamin F. WYMAN	Ellie KERSTETTER	Sandy BERMAN	James Michael GREEN	Michael J. LEIBSON	C. Fred PARTIN
H146	11	9	2	6	33	12	4	1
H147	13	13	3	5	25	9	3	1
H148	2	15	2	6	18	11	8	3
H150	0	0	0	0	0	0	0	0
H151	0	0	0	0	0	0	0	0
H152	1	3	0	3	2	2	0	0
H153	0	0	0	0	0	0	0	0
H154	1	2	0	3	3	3	0	0
H155	3	2	0	0	3	0	0	1
H156	0	0	0	0	0	0	0	0
H157	0	2	0	1	1	0	0	0
H158	0	0	0	0	0	0	0	0
H159	2	2	2	0	4	4	1	1
H160	10	18	3	3	21	22	4	0
H161	0	0	0	0	0	0	0	0
H162	3	8	2	3	18	9	3	2
I107	9	9	0	6	10	10	6	1
I109	6	9	1	6	12	3	3	0
I110	1	2	1	3	5	3	1	1
I111	11	24	4	18	30	21	10	3
I112	12	22	3	13	19	17	4	3
I115	3	7	2	6	7	3	5	0
I120	2	4	3	0	7	9	3	4
I122	8	8	1	2	14	3	0	1
I123	13	16	6	5	34	13	10	3
I124	1	4	1	6	10	4	0	1
I125	1	8	0	2	7	3	0	0
I126	5	10	2	4	13	13	3	0
I130	2	4	1	3	5	8	3	1
I133	20	26	4	2	26	38	7	2
I135	2	17	2	0	9	10	3	0
I138	0	0	0	0	0	0	0	0
I140	1	2	1	0	2	0	1	0
I141	3	7	4	6	19	8	7	0
I142	0	0	0	0	0	0	0	0
I143	1	1	0	0	4	1	1	1
I144	2	1	2	0	4	1	0	0
I145	0	1	1	1	7	3	0	3
I146	5	10	2	4	19	11	5	1
I147	1	1	1	0	2	0	2	0
I148	5	12	2	1	14	15	1	0
I149	0	0	0	0	0	0	0	0
I150	2	2	0	0	1	1	0	0
I151	11	9	1	8	17	43	1	0
I152	18	17	7	3	31	12	6	3
I153	16	21	7	7	33	21	3	2
I154	11	25	6	12	35	22	6	1
I155	0	1	1	0	1	1	0	0
I156	4	7	1	4	6	6	3	0
J101	7	7	0	4	19	10	2	1
J104	16	19	2	3	22	22	8	0
J105	3	17	2	1	12	9	2	2
J107	4	11	0	4	11	12	2	0

General Election November 3, 2015
Jefferson County, KY
Statement of Votes Cast
Official Results (Official Write-in Votes at End of Report)

DISTRICT JUDGE 4TH DIVISION

	Dennis Clay BURKE	Judith BARTHOLOMEW	Benjamin F. WYMAN	Ellie KERSTETTER	Sandy BERMAN	James Michael GREEN	Michael J. LEIBSON	C. Fred PARTIN
J108	12	26	6	12	28	25	4	2
J111	8	9	1	2	14	13	7	2
J113	5	14	1	3	20	18	4	1
J114	9	15	3	7	30	11	6	0
J117	7	10	1	9	13	5	5	0
J119	7	17	2	5	16	11	10	2
J120	17	9	6	6	22	11	3	1
J122	10	16	0	1	16	5	2	0
J123	4	16	1	1	9	13	2	1
J130	1	6	3	0	2	10	0	0
J135	10	31	7	4	17	16	4	1
J137	14	13	5	1	15	15	3	1
J138	3	2	1	0	1	3	0	1
J140	3	6	1	0	4	0	4	1
J141	11	11	3	1	13	13	2	0
J142	0	0	0	0	0	0	0	0
J143	0	3	0	0	0	1	1	0
J144	13	17	3	3	20	20	5	5
J145	6	14	5	3	23	16	7	1
J146	0	0	0	0	0	0	0	0
J147	9	18	1	6	17	11	1	1
J148	8	13	2	8	25	15	5	1
J149	6	10	1	3	15	3	4	1
J150	9	10	1	0	18	5	2	0
J151	0	1	0	0	1	0	0	0
J152	5	9	2	5	17	12	1	0
J153	2	6	0	1	9	1	0	0
J154	0	0	0	0	0	0	0	0
J155	2	4	0	1	3	13	1	1
K104	4	3	1	2	3	1	0	1
K105	9	12	0	8	15	7	6	1
K110	4	7	1	5	4	6	2	1
K111	4	7	1	0	7	10	2	0
K112	4	10	1	2	3	7	2	0
K113	3	2	0	1	3	2	2	0
K114	7	15	3	5	10	11	1	0
K116	0	1	0	0	2	1	0	0
K117	3	13	3	3	8	20	3	3
K118	8	4	2	2	9	5	3	2
K119	7	22	2	4	22	9	9	2
K122	9	11	3	4	8	11	4	0
K123	13	13	2	8	14	13	9	2
K125	4	5	1	1	1	4	1	0
K126	5	13	1	0	2	3	2	0
K127	13	27	1	9	18	19	6	1
K128	7	12	4	3	8	17	4	1
K129	1	15	1	4	15	6	7	0
K130	8	6	1	5	7	7	0	0
K131	4	13	0	0	15	8	4	0
K132	3	2	1	2	1	10	1	0
K133	2	15	2	2	12	6	2	1
K134	4	12	2	8	10	6	2	1
K135	0	2	0	0	1	0	0	0

General Election November 3, 2015
Jefferson County, KY
Statement of Votes Cast
Official Results (Official Write-in Votes at End of Report)

DISTRICT JUDGE 4TH DIVISION

	Dennis Clay BURKE	Judith BARTHOLOMEW	Benjamin F. WYMAN	Ellie KERSTETTER	Sandy BERMAN	James Michael GREEN	Michael J. LEIBSON	C. Fred PARTIN
K136	1	1	1	1	2	2	0	0
K137	1	1	0	2	2	1	0	0
K138	3	2	1	1	2	1	4	0
K139	0	0	0	0	0	0	0	0
K140	0	3	3	3	4	5	0	0
K141	3	5	0	0	9	5	2	0
K142	0	0	0	0	0	0	0	0
K143	0	0	0	0	0	0	0	0
K144	6	13	3	5	13	12	9	3
K145	19	34	6	6	22	14	7	0
K146	9	20	5	6	18	16	6	3
K147	8	14	8	11	13	16	6	1
K148	3	20	1	2	14	11	5	0
K149	0	0	0	0	0	0	0	0
K150	0	0	0	0	0	0	0	0
K151	0	0	0	0	0	0	0	0
L104	8	6	3	5	15	12	3	0
L108	5	6	1	1	8	4	3	0
L110	0	0	0	0	0	0	0	1
L111	2	3	1	2	8	0	1	1
L112	8	3	1	1	10	6	2	1
L113	10	9	2	5	13	5	3	0
L115	0	1	0	3	2	1	1	0
L117	4	18	1	9	19	10	3	1
L118	7	52	0	7	35	17	8	3
L119	7	10	2	4	14	6	6	2
L134	1	22	0	3	13	5	8	2
L135	6	33	0	0	12	15	3	0
L136	7	29	1	4	19	11	2	8
L138	5	24	1	7	16	13	3	4
L139	10	34	2	4	14	13	8	6
L140	6	2	2	0	8	5	1	0
L141	3	8	0	3	6	0	4	0
L142	5	12	0	17	6	3	3	1
L143	0	6	1	4	7	3	1	0
L144	6	4	3	5	2	5	0	0
L145	10	6	1	8	7	7	0	0
L146	9	38	1	3	22	19	6	6
L147	3	7	0	5	3	4	3	0
L148	1	3	0	2	7	3	1	1
L149	0	0	0	1	0	1	0	0
L150	0	0	1	1	0	0	1	0
L151	6	30	2	2	15	2	5	2
L152	1	12	5	1	7	1	0	1
L153 - WLP	2	1	0	0	1	0	1	0
L154	5	1	0	3	4	7	1	0
L155	0	0	0	0	0	0	0	0
L156	9	16	1	6	12	12	5	1
L157	5	7	3	6	13	11	5	0
L158	5	8	1	1	9	5	1	0
L159	0	3	0	0	2	3	1	0
L160	3	0	0	0	3	5	1	0
L161	3	8	1	5	8	8	1	0

General Election November 3, 2015
Jefferson County, KY
Statement of Votes Cast
Official Results (Official Write-in Votes at End of Report)

DISTRICT JUDGE 4TH DIVISION

	Dennis Clay BURKE	Judith BARTHOLOMEW	Benjamin F. WYMAN	Ellie KERSTETTER	Sandy BERMAN	James Michael GREEN	Michael J. LEIBSON	C. Fred PARTIN
L162	0	0	0	0	0	0	0	0
L163	3	5	1	0	2	8	0	0
L164	7	3	1	3	6	10	1	0
M102	16	17	1	16	15	19	0	1
M103	15	11	1	10	9	15	2	2
M104	7	3	0	4	2	6	1	0
M105	10	6	1	9	5	3	0	0
M107	0	4	0	4	4	2	0	0
M110	10	5	0	15	5	9	2	1
M121	7	23	2	15	18	11	1	0
M123	10	18	1	12	37	12	4	1
M124	5	19	1	11	16	7	3	0
M129	0	0	1	1	9	3	2	0
M130	2	4	0	5	3	5	1	0
M131	0	1	0	7	8	8	1	1
M133	13	10	1	3	12	15	0	1
M137	5	24	1	7	7	4	4	0
M138	7	42	3	10	23	22	7	1
M139	7	10	0	8	11	10	15	2
M140	4	7	0	4	12	7	1	1
M141	3	12	0	3	11	7	1	0
M142	5	21	0	5	38	12	13	1
M143	3	15	0	4	5	6	2	0
M144	5	7	1	14	5	1	3	0
M145	2	4	1	0	0	1	0	0
M146	5	7	1	6	11	9	3	0
M147	3	12	0	2	9	6	2	1
M148	13	2	2	4	5	10	1	0
M149	4	10	1	1	10	8	0	1
M150	1	10	3	4	5	5	0	2
M159	0	2	0	1	2	0	0	0
M160	1	3	0	5	5	0	3	0
M162	4	12	1	5	7	4	2	1
M163	2	7	0	2	3	0	3	0
M164	0	0	0	0	0	0	0	0
M165	0	0	0	0	0	0	0	0
M166	6	7	1	4	9	4	0	1
M167	0	0	0	0	0	0	0	0
M168	1	2	0	4	6	0	2	2
M169	0	4	1	6	11	9	2	1
M170	15	6	2	6	7	17	1	0
M171	12	13	0	8	9	15	8	0
M172	1	0	0	0	5	2	0	1
M173	7	10	2	5	16	11	3	0
M174	0	0	0	0	0	0	0	0
M175	0	0	0	0	0	0	0	0
N101	5	6	1	7	11	23	2	0
N102	5	14	5	0	18	14	4	3
N103	7	14	1	28	8	15	3	0
N104	11	10	1	14	17	13	6	2
N105	10	4	2	25	10	17	2	1
N106	11	5	2	20	14	17	5	0
N107	5	5	0	16	18	6	1	0

General Election November 3, 2015
Jefferson County, KY
Statement of Votes Cast
Official Results (Official Write-in Votes at End of Report)

DISTRICT JUDGE 4TH DIVISION

	Dennis Clay BURKE	Judith BARTHOLOMEW	Benjamin F. WYMAN	Ellie KERSTETTER	Sandy BERMAN	James Michael GREEN	Michael J. LEIBSON	C. Fred PARTIN
N108	11	7	1	5	14	11	4	1
N109	13	8	2	13	9	15	4	0
N110	11	3	0	16	6	11	1	0
N111	10	2	0	6	6	9	0	2
N112	8	6	1	10	7	6	1	0
N113	4	3	0	5	6	4	1	1
N115	0	5	2	2	8	10	3	0
N117	8	5	1	1	10	5	4	0
N124	0	0	0	1	0	0	0	0
N125	8	44	2	3	16	11	5	1
N126	7	35	0	5	13	4	5	0
N127	1	2	0	0	3	1	0	0
N128	3	4	0	1	6	2	2	0
N130	12	33	2	7	25	6	7	5
N131	4	39	3	6	12	9	3	3
N134	6	11	0	7	18	5	5	0
N135	0	6	0	0	2	0	0	0
N136	3	2	0	1	5	3	2	1
N137	5	0	0	1	0	4	0	0
N138	1	0	0	0	1	1	0	0
N139	1	1	0	2	1	2	0	0
N141	0	28	0	1	8	5	4	3
N142	6	49	2	3	33	9	8	5
N143	6	39	3	5	38	11	12	4
N144 - WLP	7	22	3	7	13	11	8	1
N145	7	3	1	0	10	6	1	0
N146	5	48	2	4	6	10	6	5
N147	4	2	0	1	2	2	2	0
N148	7	6	2	4	4	5	1	0
N149	3	0	0	0	2	3	0	0
N150	0	0	0	0	0	0	0	0
O105	6	8	3	1	13	22	5	1
O107	13	21	3	4	24	27	4	1
O109	10	9	3	4	17	16	8	1
O111	11	23	3	4	12	16	2	0
O112	4	10	4	2	7	7	5	1
O113	5	7	1	4	16	12	4	3
O114	7	21	3	3	17	25	12	1
O115	21	18	4	5	16	23	5	0
O117	12	10	0	2	17	13	4	0
O119	8	9	0	7	14	16	5	1
O121	14	10	1	7	17	11	1	0
O123	2	8	0	4	5	9	1	0
O124	10	11	1	5	10	8	5	3
O126	13	11	1	4	17	10	5	1
O127	13	12	0	7	19	16	1	2
O128	8	6	3	5	13	19	12	0
O129	11	18	5	7	17	23	14	2
O130	14	13	3	5	10	14	11	3
O131	5	14	2	4	16	9	4	2
O133	9	17	3	2	12	18	7	0
O134	8	12	4	4	23	16	2	3
O135	5	19	5	2	11	10	1	5

General Election November 3, 2015
Jefferson County, KY
Statement of Votes Cast
Official Results (Official Write-in Votes at End of Report)

DISTRICT JUDGE 4TH DIVISION

	Dennis Clay BURKE	Judith BARTHOLOMEW	Benjamin F. WYMAN	Ellie KERSTETTER	Sandy BERMAN	James Michael GREEN	Michael J. LEIBSON	C. Fred PARTIN
O136	8	9	3	5	10	4	3	2
O137	13	30	8	14	23	20	6	1
O138	0	4	1	0	5	9	0	0
O139	0	1	0	0	1	0	0	0
O141	0	0	0	0	0	0	0	0
O142	5	10	8	3	8	8	1	2
O143	0	0	0	0	0	0	0	0
Q101	7	21	5	4	23	14	3	3
Q103	18	20	2	7	25	23	5	5
Q104	6	1	1	3	10	4	2	1
Q105	13	35	3	6	45	33	11	3
Q107	18	31	4	8	28	24	4	4
Q109	11	22	3	4	24	28	8	2
Q112	12	18	3	3	38	28	4	6
Q113	7	7	2	2	18	11	2	1
Q114	12	18	4	6	23	29	6	5
Q115	15	16	6	6	22	28	4	1
Q116	7	14	4	4	36	15	6	0
Q117	15	18	3	2	22	22	6	0
Q119	16	17	6	7	26	17	8	2
Q122	10	7	1	4	11	13	3	1
Q123	20	9	1	18	16	9	5	0
Q124	4	14	3	3	25	4	1	0
Q125	18	27	7	5	28	30	9	2
Q126	6	4	4	1	14	11	3	4
Q127	2	12	0	2	9	9	1	0
Q131	7	6	2	3	18	9	2	0
Q132	2	10	2	6	14	14	0	0
Q134	10	10	3	2	19	3	0	0
Q136	4	2	0	2	12	4	1	2
Q137	16	14	4	2	19	14	4	1
Q138	5	10	0	3	11	5	4	2
Q139	3	9	1	2	12	8	1	0
S116	6	38	3	2	41	7	11	5
S118	9	31	3	3	23	14	27	5
S119	3	31	2	4	60	11	19	3
S125	8	33	3	6	41	17	10	7
S126	6	28	5	9	22	19	6	2
S128	9	28	7	11	16	9	13	4
S129	7	14	0	7	16	12	4	3
S130	7	27	0	12	18	17	9	4
S131	6	21	2	0	18	14	5	1
S132	12	24	4	7	17	18	6	0
S135	6	8	0	7	11	21	7	1
S139	18	36	9	8	21	19	6	2
S140	10	23	2	8	17	21	8	0
S141	10	34	2	15	30	12	5	4
S142	9	15	1	7	19	10	4	0
S143	4	36	7	2	45	14	6	4
S144	6	24	5	3	21	11	9	3
S146	5	20	1	1	18	13	6	1
S150	11	29	3	6	14	10	5	1
S152	6	17	1	4	10	5	3	1

General Election November 3, 2015
Jefferson County, KY
Statement of Votes Cast
Official Results (Official Write-in Votes at End of Report)

DISTRICT JUDGE 4TH DIVISION

	Dennis Clay BURKE	Judith BARTHOLOMEW	Benjamin F. WYMAN	Ellie KERSTETTER	Sandy BERMAN	James Michael GREEN	Michael J. LEIBSON	C. Fred PARTIN
S153	6	30	2	5	30	7	12	2
S156	3	18	4	7	12	25	1	2
S160	7	64	11	17	37	13	6	5
S161	8	18	1	7	13	5	4	1
S164	5	24	3	3	18	7	4	5
S165	10	21	1	5	16	11	4	0
S166	6	30	1	4	21	7	7	1
S167	4	35	2	6	29	7	13	1
S168	3	18	1	4	10	5	1	5
V101	4	8	3	4	8	15	3	4
V102	12	27	22	5	16	16	3	3
V103	14	16	2	1	19	13	2	4
V104	15	39	16	13	45	25	6	1
V105	13	35	8	4	25	30	10	5
V106	5	17	2	5	10	7	1	2
V107	7	9	7	2	9	15	3	2
V108	6	37	7	6	26	26	11	2
V109	1	1	2	2	1	1	0	0
V110	14	49	7	10	20	13	10	10
V111	11	25	6	7	23	17	3	1
V112	0	0	0	0	1	0	0	0
V113	13	40	8	11	46	41	14	4
V114	12	22	3	9	18	12	7	1
V115	13	28	6	8	27	14	8	4
V116	12	18	3	9	20	20	6	2
V117	6	27	4	8	18	7	7	3
V118	12	16	6	11	27	7	4	2
V119	17	30	10	11	19	19	5	2
V120	15	28	13	5	29	14	2	1
V121	19	14	5	12	24	15	5	2
V122	0	0	0	0	0	0	0	0
V123	0	0	0	0	0	0	0	0
V124	8	15	3	9	11	7	3	0
V125	6	20	4	12	21	4	3	3
V126	10	20	3	11	16	18	4	5
V127	12	28	5	11	22	12	9	12
V128	5	31	2	6	18	23	6	1
V129	11	39	11	12	20	16	8	2
V130	0	12	3	3	6	4	2	0
V131	10	29	3	7	17	18	5	3
V132	3	21	25	3	14	11	7	1
3RD WALK-IN	74	211	22	74	227	141	64	26
4TH WALK-IN	2	8	0	3	10	9	5	0
3RD MAIL-IN	25	47	10	18	50	32	29	7
4TH MAIL-IN	1	0	0	1	1	0	1	1
Total								
Polling	4089	9441	1449	2886	9208	6113	2455	916
Absentee	102	266	32	96	288	182	99	34
Total	4191	9707	1481	2982	9496	6295	2554	950

General Election November 3, 2015
Jefferson County, KY
Statement of Votes Cast
Official Results (Official Write-in Votes at End of Report)

DISTRICT JUDGE 4TH DIVISION

	Andre L. BERGERON	Bob HELERINGER	Josephine BUCKNER	Chuck ROGERS	Daniel M. ALVAREZ	Erin C. WHITE	Write-In Votes
Jurisdiction Wide							
A105	21	26	31	6	22	13	2
A107	9	18	5	2	8	7	2
A108	17	36	11	6	30	14	2
A111	6	22	11	6	12	9	6
A113	17	34	9	7	13	18	2
A114	9	38	8	7	8	15	3
A115	9	25	5	5	15	11	0
A118	2	16	3	6	9	4	2
A119	7	27	5	7	21	12	2
A121	5	22	7	11	15	8	1
A123	9	34	12	7	17	12	2
A124	12	33	7	6	24	12	0
A125	28	50	4	7	21	12	1
A126	23	43	6	9	22	13	1
A127	3	18	4	5	11	7	0
A128	8	37	3	5	11	11	3
A129	17	25	12	4	34	11	3
A130	1	30	2	6	5	5	1
A131	15	35	8	1	25	19	2
A134	6	18	5	5	6	5	1
A135	8	20	7	7	13	8	2
A136	5	16	2	2	7	5	1
A139	12	17	7	9	9	6	2
A140	26	20	12	5	17	14	2
A141	0	1	1	0	0	0	0
A142	4	7	7	0	12	4	0
A143	1	0	0	0	0	0	0
B124	9	48	10	6	11	14	3
B132	7	78	6	7	43	16	3
B133	8	80	7	8	31	15	4
B134	21	110	15	12	33	20	4
B149	10	32	6	10	21	7	1
B151	20	70	12	15	33	24	2
B153	2	10	2	2	4	2	2
B154	8	42	10	5	13	20	5
B155	5	55	9	3	26	6	0
B156	12	83	16	14	26	11	3
B157	21	115	11	10	47	21	4
B158	17	133	12	10	32	18	1
B159	24	109	12	19	32	40	4
B160	7	70	9	5	11	8	3
B161	2	3	0	0	1	0	0
B162	14	115	7	3	25	21	0
B163	10	46	18	10	25	16	2
B166	2	51	9	5	22	7	0
B168	16	113	11	5	25	21	3
B169	10	47	13	6	17	19	3
B170	12	34	14	9	25	5	1
B172	17	115	24	8	47	33	5
B173	9	37	5	14	14	23	2
B175	10	86	9	6	22	12	0
B177	12	50	9	6	24	5	1

General Election November 3, 2015
Jefferson County, KY
Statement of Votes Cast
Official Results (Official Write-in Votes at End of Report)

DISTRICT JUDGE 4TH DIVISION

	Andre L. BERGERON	Bob HELERINGER	Josephine BUCKNER	Chuck ROGERS	Daniel M. ALVAREZ	Erin C. WHITE	Write-In Votes
B181	0	6	1	1	5	5	1
B182	5	58	5	2	23	12	1
B183	22	103	14	12	34	40	6
B184	0	3	0	0	0	0	0
B185	3	19	4	5	7	9	3
C101	7	18	31	0	16	4	0
C102	4	21	13	5	29	9	1
C103	7	13	14	8	20	6	1
C104	1	12	12	2	14	2	1
C105	2	2	16	2	5	2	2
C106	10	30	28	1	35	6	4
C108	6	6	27	2	14	8	1
C109	2	2	9	2	7	2	0
C110	1	3	18	1	9	3	2
C111	2	4	40	1	9	6	3
C113	2	9	8	4	6	1	0
C115	8	35	38	8	33	14	2
C122	8	36	5	3	27	6	1
C123	7	31	6	1	10	5	3
C124	13	77	13	6	42	17	3
C125	5	31	22	4	16	10	1
C126	5	12	32	4	33	7	2
C128	5	14	5	1	6	4	0
C129	11	66	31	4	55	12	0
C130	0	5	0	0	0	0	0
C131	2	40	8	2	14	6	5
C133	11	37	41	8	29	14	2
C134	6	59	24	4	22	5	1
C135	11	97	13	7	22	5	0
C136	9	33	8	7	14	7	2
C137	8	53	9	10	39	10	2
C138	6	80	2	4	28	8	0
C139	0	2	0	0	0	0	0
C141	3	23	8	2	15	1	1
C142	3	13	33	2	22	4	0
C143	3	4	0	2	5	2	0
C144	3	11	1	0	4	1	0
C145	3	14	0	4	7	4	0
C146	0	0	0	0	0	0	0
C147	0	2	0	0	0	0	0
C148	0	2	2	1	1	0	0
C149	0	1	0	0	0	1	0
C150	0	0	0	0	1	0	0
C151	0	1	1	0	1	2	1
D101	13	30	1	1	29	10	2
D104	7	49	6	5	20	12	2
D106	13	50	10	4	36	58	5
D108	26	41	9	7	46	40	3
D109	8	17	6	7	18	3	1
D110	10	43	10	4	14	1	0
D113	9	15	24	1	16	9	1
D114	10	77	8	2	32	17	2
D115	16	76	8	7	42	21	3

General Election November 3, 2015
Jefferson County, KY
Statement of Votes Cast
Official Results (Official Write-in Votes at End of Report)

DISTRICT JUDGE 4TH DIVISION

	Andre L. BERGERON	Bob HELERINGER	Josephine BUCKNER	Chuck ROGERS	Daniel M. ALVAREZ	Erin C. WHITE	Write-In Votes
D116	13	63	15	9	43	18	3
D117	10	56	19	6	33	15	0
D120	16	45	14	6	51	26	4
D121	14	38	8	4	24	24	0
D122	11	24	7	8	26	9	0
D126	24	70	20	8	42	22	1
D129	5	22	6	0	20	7	2
D130	16	67	9	6	45	10	1
D131	4	40	7	3	21	20	2
D132	25	115	28	16	53	27	7
D135	7	39	10	4	19	12	2
D136	22	112	23	7	30	25	2
D137	7	46	2	3	22	9	0
D138	23	85	19	6	54	26	1
D139	12	52	21	9	44	23	6
D140	10	61	20	7	53	21	2
D141	7	78	10	8	55	13	2
D142	6	56	17	4	41	19	1
D144	7	28	5	7	23	2	0
D145	4	26	8	4	14	2	0
E139	13	17	8	1	11	6	1
E141	26	17	2	3	17	8	3
E142	30	41	8	2	35	17	2
E143	15	24	5	4	23	19	1
E144	17	23	7	7	32	21	1
E145	23	37	13	5	39	22	1
E148	74	90	6	1	103	34	2
E152	98	62	4	6	74	46	1
E154	40	57	9	4	43	20	3
E155	13	39	14	8	40	12	1
E157	7	10	2	1	10	8	0
E158	31	70	5	4	19	7	2
E159	12	43	0	3	30	18	1
E160	30	74	5	5	44	21	2
E161	19	53	3	6	15	6	3
E162	5	3	0	1	6	3	1
E163	37	86	3	4	57	27	0
E164	25	88	5	5	47	7	3
E165	20	36	7	21	28	14	5
E166	15	39	6	7	12	9	1
E167	12	28	11	4	29	12	2
E168	16	26	2	12	12	5	3
E169	75	133	7	11	51	41	1
E171	23	43	5	2	30	19	2
E173	6	12	7	2	16	7	2
E175	11	33	9	2	31	11	2
E176	4	9	4	3	21	4	1
E177	3	21	4	1	14	5	1
E178	24	56	7	8	22	20	1
E179	14	80	7	13	39	20	4
E180	11	44	7	43	27	15	0
E181	32	37	7	5	70	13	4
E182	63	111	9	10	107	42	2

General Election November 3, 2015
Jefferson County, KY
Statement of Votes Cast
Official Results (Official Write-in Votes at End of Report)

DISTRICT JUDGE 4TH DIVISION

	Andre L. BERGERON	Bob HELERINGER	Josephine BUCKNER	Chuck ROGERS	Daniel M. ALVAREZ	Erin C. WHITE	Write-In Votes
E183	46	40	4	4	38	14	3
E184	23	32	4	2	56	9	1
E185	3	4	2	2	11	3	2
F106	14	48	12	10	38	14	1
F145	23	103	5	7	38	22	4
F151	21	88	8	9	74	19	1
F152	40	105	10	3	53	31	0
F153	19	65	13	11	30	14	4
F154	42	54	8	2	56	9	3
F155	19	37	0	6	32	6	1
F156	26	72	4	25	38	23	3
F158	6	23	3	1	8	14	1
F161	23	84	5	6	34	19	2
F163	24	103	9	5	16	10	0
F164	32	91	5	12	41	21	0
F166	16	73	2	6	35	26	2
F167	12	38	14	1	22	18	0
F169	11	18	5	2	16	9	1
F170	7	18	6	1	16	7	2
F171	13	47	9	8	45	21	1
F172	19	53	4	3	27	9	3
F176	30	41	3	5	31	13	2
F179	15	33	11	11	34	20	4
F180	27	69	13	7	66	20	3
F181	25	68	16	4	73	23	5
F182	24	69	7	12	64	27	4
F183	17	34	4	2	25	6	1
F184	13	35	13	8	28	11	2
F185	8	11	16	5	27	20	1
F186	15	33	25	7	38	30	3
F187	9	24	14	7	26	20	3
G103	8	10	8	6	62	8	1
G104	12	12	5	1	48	21	1
G106	15	11	7	2	88	14	3
G107	11	16	4	2	104	15	2
G108	10	29	2	3	83	12	0
G109	24	30	5	9	118	21	3
G111	6	41	11	3	90	23	4
G112	10	54	11	6	147	44	4
G116	18	40	7	5	132	51	3
G117	24	62	9	7	170	39	2
G119	27	26	1	0	74	14	0
G120	17	44	5	4	63	18	2
G121	24	59	2	4	72	20	1
G122	19	28	5	4	81	21	0
G123	10	19	0	1	32	28	0
G124	16	103	16	14	78	37	3
G126	15	34	2	6	55	27	1
G129	7	15	2	1	6	14	0
G140	13	19	4	1	69	14	3
G141	20	27	5	1	90	30	3
G142	16	10	2	0	17	5	1
G143	28	31	10	5	146	16	3

General Election November 3, 2015
Jefferson County, KY
Statement of Votes Cast
Official Results (Official Write-in Votes at End of Report)

DISTRICT JUDGE 4TH DIVISION

	Andre L. BERGERON	Bob HELERINGER	Josephine BUCKNER	Chuck ROGERS	Daniel M. ALVAREZ	Erin C. WHITE	Write-In Votes
G144	19	39	6	2	75	30	1
G145	50	53	5	4	145	49	0
G146	37	40	6	2	116	19	0
G147	20	66	9	6	95	14	2
G148	7	18	3	3	33	12	2
G149 - WEL	13	34	0	0	25	29	1
G150	8	28	4	1	26	15	0
G151	7	35	2	2	33	18	5
G154	3	46	7	4	53	11	3
G155	11	55	10	4	30	7	0
G156	70	49	7	2	65	23	1
G157	32	65	0	2	70	51	3
G158	47	101	1	2	57	42	2
G159	0	0	0	0	0	0	0
G160	17	68	4	1	18	13	0
G161	15	32	4	0	66	12	1
G162	1	10	2	0	12	2	2
G163	22	20	2	2	38	22	2
G164	28	54	9	5	79	45	6
G165	20	21	2	1	35	29	1
G166	3	9	6	3	10	1	2
G167	6	20	5	0	32	4	1
G168	12	7	0	0	2	7	0
G169	13	10	3	1	47	9	1
H102	6	15	6	4	69	19	3
H103	22	56	6	7	135	33	1
H105	12	25	3	4	89	20	5
H106	5	49	1	3	76	23	4
H109	4	20	4	1	31	8	1
H110	8	53	10	3	61	21	2
H111	7	46	2	6	39	15	5
H112	23	55	4	5	65	19	4
H113	10	51	1	4	36	17	0
H114	0	0	0	0	1	0	0
H115	3	26	4	5	30	12	1
H116	8	60	3	2	41	16	6
H117	33	125	10	3	111	22	3
H118	13	42	6	7	55	19	2
H120	13	63	11	8	63	25	8
H121	6	17	4	2	21	6	3
H123	4	9	1	1	12	8	1
H124	0	1	5	2	1	1	1
H125	4	14	1	3	5	3	0
H126 - LNV	4	22	4	2	30	10	0
H127	0	6	9	2	12	1	1
H130	0	0	0	0	0	0	0
H131	6	12	3	3	37	12	3
H132	1	3	3	2	36	8	2
H133	1	1	1	0	11	2	1
H138	15	21	24	9	12	6	2
H141	7	32	5	6	52	23	3
H144	9	27	4	5	18	13	2
H145	7	31	2	7	5	5	1

General Election November 3, 2015
Jefferson County, KY
Statement of Votes Cast
Official Results (Official Write-in Votes at End of Report)

DISTRICT JUDGE 4TH DIVISION

	Andre L. BERGERON	Bob HELERINGER	Josephine BUCKNER	Chuck ROGERS	Daniel M. ALVAREZ	Erin C. WHITE	Write-In Votes
H146	4	41	8	11	8	12	3
H147	3	25	4	15	16	7	2
H148	7	13	3	6	13	8	1
H150	0	0	0	0	0	0	0
H151	0	0	0	0	0	0	0
H152	1	4	1	0	9	1	2
H153	0	0	0	0	0	0	0
H154	1	4	5	2	7	2	1
H155	0	7	3	1	3	4	0
H156	0	0	0	0	0	0	0
H157	0	1	0	0	3	0	0
H158	0	0	0	0	0	0	0
H159	5	11	4	2	3	3	2
H160	16	19	18	2	26	10	3
H161	0	0	0	0	0	0	0
H162	7	11	3	4	13	4	2
I107	4	22	5	2	11	3	0
I109	3	8	4	2	12	5	2
I110	3	3	5	0	7	1	1
I111	14	41	26	6	42	33	5
I112	10	31	13	13	37	14	2
I115	1	11	5	0	16	7	3
I120	3	13	0	3	8	4	0
I122	4	10	1	2	9	2	0
I123	18	49	20	2	35	10	2
I124	4	9	4	0	6	1	2
I125	9	9	3	2	4	0	1
I126	17	20	6	5	16	12	1
I130	1	8	3	3	11	4	0
I133	21	36	11	10	18	11	0
I135	3	20	3	6	8	7	3
I138	0	0	0	0	0	0	0
I140	0	1	0	0	0	1	1
I141	5	16	11	5	7	4	4
I142	0	0	0	0	0	0	0
I143	0	0	0	3	1	0	0
I144	0	9	1	1	3	0	0
I145	1	0	0	3	3	0	0
I146	8	32	11	7	11	9	4
I147	0	1	0	0	1	0	0
I148	1	13	3	3	4	1	1
I149	0	0	0	0	0	0	0
I150	0	3	0	0	1	0	1
I151	8	17	13	6	11	14	5
I152	5	46	10	12	18	13	3
I153	8	38	12	11	28	15	3
I154	10	38	21	13	12	17	5
I155	0	2	2	1	1	0	1
I156	4	22	5	1	5	1	1
J101	7	11	9	6	21	4	1
J104	15	19	26	11	19	13	5
J105	3	21	5	0	20	4	2
J107	3	8	13	4	4	5	1

General Election November 3, 2015
Jefferson County, KY
Statement of Votes Cast
Official Results (Official Write-in Votes at End of Report)

DISTRICT JUDGE 4TH DIVISION

	Andre L. BERGERON	Bob HELERINGER	Josephine BUCKNER	Chuck ROGERS	Daniel M. ALVAREZ	Erin C. WHITE	Write-In Votes
J108	4	29	17	10	57	13	3
J111	4	13	12	6	16	13	1
J113	12	36	11	8	29	4	2
J114	9	51	7	12	47	15	7
J117	3	20	3	1	14	4	1
J119	7	32	6	3	17	8	2
J120	5	39	16	10	24	8	3
J122	3	28	7	5	19	4	0
J123	7	20	3	4	8	8	0
J130	3	7	5	1	6	1	2
J135	11	58	8	11	32	16	0
J137	14	32	3	4	25	14	1
J138	2	7	4	1	5	3	2
J140	2	12	4	0	8	1	0
J141	8	17	3	9	16	8	1
J142	0	0	0	0	0	0	0
J143	2	2	0	0	1	3	0
J144	16	77	9	7	21	11	2
J145	9	48	8	9	19	16	6
J146	0	0	0	0	0	0	0
J147	11	16	12	2	18	7	2
J148	6	22	15	6	35	12	3
J149	0	17	9	1	21	6	1
J150	5	31	6	5	10	5	1
J151	0	0	0	0	0	0	0
J152	8	23	9	4	12	8	2
J153	3	7	4	1	5	1	0
J154	0	0	0	0	0	0	0
J155	8	13	3	0	6	4	0
K104	2	3	5	0	6	3	1
K105	12	14	15	4	49	8	4
K110	2	5	12	4	12	2	0
K111	0	7	8	2	7	6	0
K112	7	8	4	4	14	8	0
K113	3	3	3	1	5	1	0
K114	4	22	11	2	15	4	3
K116	2	4	0	1	1	2	0
K117	4	21	3	4	24	8	2
K118	2	3	22	5	6	2	1
K119	10	34	11	5	21	8	0
K122	2	12	25	0	4	10	1
K123	7	12	35	1	19	6	1
K125	2	6	7	3	2	1	1
K126	1	8	8	0	3	3	0
K127	7	27	18	8	17	15	5
K128	8	16	4	8	4	11	1
K129	12	21	3	5	43	16	6
K130	3	12	39	3	6	2	0
K131	4	18	10	4	4	4	0
K132	0	9	4	2	9	3	1
K133	1	11	13	2	27	10	4
K134	4	19	5	2	45	11	2
K135	0	0	0	0	3	0	0

General Election November 3, 2015
Jefferson County, KY
Statement of Votes Cast
Official Results (Official Write-in Votes at End of Report)

DISTRICT JUDGE 4TH DIVISION

	Andre L. BERGERON	Bob HELERINGER	Josephine BUCKNER	Chuck ROGERS	Daniel M. ALVAREZ	Erin C. WHITE	Write-In Votes
K136	2	5	0	0	1	1	0
K137	1	0	3	2	1	1	0
K138	0	3	1	0	3	4	0
K139	0	0	0	0	0	0	0
K140	0	1	6	2	6	1	0
K141	4	8	1	2	23	5	1
K142	0	0	0	0	0	0	0
K143	0	0	0	0	0	0	0
K144	6	44	21	6	13	7	3
K145	13	52	15	8	28	11	1
K146	16	32	12	12	36	16	5
K147	14	31	22	8	23	18	0
K148	6	29	18	4	10	11	1
K149	0	0	0	0	0	0	0
K150	0	0	0	0	0	0	0
K151	0	0	0	0	0	0	0
L104	6	2	44	2	6	6	1
L108	2	2	10	0	7	1	0
L110	2	0	0	1	1	0	0
L111	0	3	6	2	9	1	0
L112	6	0	10	0	14	3	2
L113	9	5	19	0	28	5	1
L115	0	5	0	0	14	2	0
L117	15	18	13	7	50	11	2
L118	37	44	8	6	120	20	2
L119	5	14	16	0	37	15	2
L134	27	32	3	3	45	18	2
L135	59	30	4	2	52	11	3
L136	14	44	5	4	76	33	1
L138	24	27	3	2	34	43	0
L139	33	62	3	5	82	31	5
L140	0	1	6	3	1	3	0
L141	2	3	9	4	20	5	4
L142	4	9	15	0	5	4	1
L143	3	3	11	2	21	2	4
L144	5	2	8	0	2	1	0
L145	3	5	18	0	5	1	0
L146	27	38	6	6	58	58	1
L147	2	1	21	3	6	2	1
L148	2	1	19	1	7	3	2
L149	0	0	0	0	0	0	0
L150	1	0	1	0	1	1	0
L151	21	37	8	4	25	31	2
L152	17	15	3	0	23	7	1
L153 - WLP	2	0	1	1	6	1	0
L154	5	0	17	1	2	1	1
L155	0	1	0	0	1	0	0
L156	3	29	20	5	33	7	2
L157	6	4	17	0	5	7	2
L158	4	0	13	0	7	3	1
L159	1	0	5	1	0	1	0
L160	5	3	11	1	2	2	0
L161	8	2	21	2	5	2	0

General Election November 3, 2015
Jefferson County, KY
Statement of Votes Cast
Official Results (Official Write-in Votes at End of Report)

DISTRICT JUDGE 4TH DIVISION

	Andre L. BERGERON	Bob HELERINGER	Josephine BUCKNER	Chuck ROGERS	Daniel M. ALVAREZ	Erin C. WHITE	Write-In Votes
L162	0	0	0	0	0	0	0
L163	1	0	9	2	2	1	1
L164	4	6	3	3	26	6	1
M102	10	3	79	2	4	4	3
M103	0	1	64	4	12	7	1
M104	6	0	13	2	7	2	2
M105	2	1	21	1	4	1	1
M107	3	2	8	0	3	5	1
M110	5	1	40	2	5	3	1
M121	12	15	20	11	51	4	6
M123	20	20	30	11	76	9	5
M124	13	18	26	6	62	6	4
M129	4	2	10	0	2	0	0
M130	3	2	7	2	4	3	0
M131	1	5	4	3	23	9	3
M133	1	2	25	2	5	1	3
M137	10	13	2	2	61	13	1
M138	28	32	6	4	100	26	3
M139	6	4	4	2	60	21	2
M140	4	6	3	1	29	5	3
M141	10	6	0	0	49	10	3
M142	16	21	14	9	105	34	8
M143	7	10	10	3	38	19	2
M144	4	7	5	1	28	9	2
M145	0	4	2	0	9	0	1
M146	4	1	15	2	31	8	2
M147	4	12	5	1	45	4	1
M148	6	2	41	2	2	3	1
M149	2	4	10	4	11	2	1
M150	6	10	3	0	30	4	0
M159	0	1	2	0	9	4	1
M160	1	0	0	0	23	4	0
M162	5	5	0	1	39	11	1
M163	4	7	2	1	28	7	1
M164	0	1	0	0	1	1	0
M165	0	0	0	0	0	0	0
M166	4	4	7	1	22	5	1
M167	0	0	0	0	0	0	0
M168	5	2	3	2	19	0	0
M169	1	0	23	2	4	2	0
M170	2	4	27	2	8	7	3
M171	3	1	57	7	11	6	0
M172	1	2	5	0	7	4	0
M173	7	8	47	1	6	7	1
M174	0	0	0	0	0	0	0
M175	0	0	0	0	0	0	0
N101	17	14	47	5	7	14	3
N102	5	24	12	7	7	4	1
N103	13	8	59	2	15	5	2
N104	11	2	36	4	8	8	1
N105	3	5	22	2	10	5	4
N106	6	1	39	3	8	6	3
N107	16	2	50	2	3	3	4

General Election November 3, 2015
Jefferson County, KY
Statement of Votes Cast
Official Results (Official Write-in Votes at End of Report)

DISTRICT JUDGE 4TH DIVISION

	Andre L. BERGERON	Bob HELERINGER	Josephine BUCKNER	Chuck ROGERS	Daniel M. ALVAREZ	Erin C. WHITE	Write-In Votes
N108	10	6	69	6	15	4	1
N109	5	1	26	2	4	2	0
N110	6	1	55	1	4	1	2
N111	4	0	23	1	5	2	1
N112	7	2	22	1	3	0	0
N113	5	0	13	2	5	6	0
N115	4	21	1	3	5	2	1
N117	3	17	16	3	6	5	2
N124	0	0	0	0	0	0	0
N125	79	49	3	5	90	34	2
N126	49	41	3	0	63	19	2
N127	0	1	0	1	2	0	0
N128	2	2	1	3	0	1	1
N130	27	34	10	4	66	24	2
N131	86	66	1	0	76	16	0
N134	14	18	16	3	81	16	6
N135	1	1	3	0	6	3	0
N136	2	1	10	1	9	2	2
N137	2	0	15	1	1	0	0
N138	0	0	5	0	1	0	0
N139	2	0	5	0	0	1	0
N141	74	20	2	1	49	14	1
N142	135	77	8	0	56	34	0
N143	75	73	4	6	63	51	6
N144 - WLP	25	33	3	5	30	31	1
N145	1	0	27	2	2	2	0
N146	34	34	3	2	33	13	1
N147	1	3	2	0	1	0	0
N148	4	0	10	0	7	0	1
N149	1	0	3	1	0	1	1
N150	0	0	0	0	0	0	0
O105	7	17	45	5	9	2	1
O107	12	12	40	2	4	6	3
O109	8	13	40	3	10	7	0
O111	6	15	18	9	10	9	4
O112	2	21	8	3	4	6	3
O113	2	15	9	4	13	3	0
O114	5	18	15	7	15	12	3
O115	17	36	8	10	26	14	1
O117	2	10	28	4	9	3	0
O119	4	11	58	1	10	7	1
O121	1	17	43	4	14	2	2
O123	4	16	20	0	13	2	0
O124	5	18	10	5	10	10	0
O126	6	21	17	5	18	5	2
O127	9	10	15	7	4	7	0
O128	9	23	17	9	23	13	1
O129	23	38	15	6	26	11	4
O130	5	18	10	6	15	10	4
O131	3	19	6	4	7	6	0
O133	15	33	3	7	18	19	2
O134	14	37	6	12	15	9	3
O135	14	16	15	5	15	8	0

General Election November 3, 2015
Jefferson County, KY
Statement of Votes Cast
Official Results (Official Write-in Votes at End of Report)

DISTRICT JUDGE 4TH DIVISION

	Andre L. BERGERON	Bob HELERINGER	Josephine BUCKNER	Chuck ROGERS	Daniel M. ALVAREZ	Erin C. WHITE	Write-In Votes
O136	6	12	6	2	8	3	1
O137	10	48	13	2	35	22	3
O138	4	4	4	1	8	4	1
O139	1	0	0	0	0	0	0
O141	0	0	0	0	0	0	0
O142	2	13	1	7	9	1	3
O143	3	1	1	0	0	0	0
Q101	14	32	20	11	12	11	3
Q103	11	34	25	5	21	11	2
Q104	3	9	7	3	4	4	3
Q105	9	48	26	10	30	17	1
Q107	6	53	29	5	28	14	5
Q109	22	65	14	2	35	16	2
Q112	20	47	9	10	17	14	3
Q113	12	23	1	12	7	6	0
Q114	6	55	9	8	21	11	3
Q115	12	40	11	11	25	17	2
Q116	22	35	4	17	20	14	3
Q117	16	43	5	11	8	22	3
Q119	7	32	12	15	19	14	3
Q122	4	22	36	4	5	4	1
Q123	4	2	31	2	9	3	1
Q124	6	9	23	6	19	8	1
Q125	11	69	21	11	29	21	4
Q126	4	32	2	5	16	6	1
Q127	3	14	7	3	9	7	2
Q131	10	27	2	22	6	7	2
Q132	5	17	1	7	7	3	2
Q134	4	13	11	4	16	3	0
Q136	3	14	3	6	4	0	0
Q137	9	44	17	4	10	14	1
Q138	6	10	7	3	11	6	1
Q139	3	22	4	3	7	5	4
S116	45	49	2	6	57	7	1
S118	43	54	11	7	77	16	0
S119	57	73	14	3	80	28	1
S125	48	46	29	6	77	34	2
S126	17	63	9	1	56	58	3
S128	38	52	13	4	48	15	1
S129	13	57	12	5	44	15	2
S130	28	81	4	4	60	41	0
S131	14	35	24	7	40	19	3
S132	16	29	18	3	24	15	3
S135	10	28	16	3	34	8	0
S139	21	43	20	5	51	25	1
S140	37	62	12	3	52	23	4
S141	21	73	22	6	44	24	1
S142	20	40	3	2	32	9	2
S143	40	64	9	4	61	51	1
S144	35	46	4	3	53	35	1
S146	12	47	5	4	40	13	3
S150	18	86	12	3	63	31	1
S152	26	42	7	3	28	12	0

General Election November 3, 2015
Jefferson County, KY
Statement of Votes Cast
Official Results (Official Write-in Votes at End of Report)

DISTRICT JUDGE 4TH DIVISION

	Andre L. BERGERON	Bob HELERINGER	Josephine BUCKNER	Chuck ROGERS	Daniel M. ALVAREZ	Erin C. WHITE	Write-In Votes
S153	38	72	9	4	54	14	3
S156	13	20	19	1	19	11	2
S160	30	105	14	9	98	29	5
S161	17	33	8	1	39	14	2
S164	26	58	10	2	52	15	3
S165	18	42	7	3	49	8	1
S166	87	54	7	2	71	21	0
S167	47	58	3	4	80	10	1
S168	10	18	5	3	26	12	3
V101	13	34	8	3	38	11	3
V102	24	82	9	12	43	36	2
V103	5	51	3	8	11	8	1
V104	26	126	17	4	29	28	1
V105	10	130	9	6	34	28	4
V106	10	17	10	4	25	12	2
V107	9	58	1	7	14	15	2
V108	24	74	7	11	36	21	5
V109	2	12	1	1	1	5	0
V110	27	138	7	12	35	22	7
V111	13	82	15	7	31	14	1
V112	0	5	0	0	3	0	0
V113	47	170	16	10	52	29	1
V114	21	93	8	7	22	19	3
V115	11	44	5	5	20	20	0
V116	13	61	8	3	31	15	2
V117	16	66	5	6	28	23	1
V118	24	52	6	7	25	22	7
V119	23	100	15	12	47	29	5
V120	28	53	15	8	43	26	5
V121	15	99	7	8	33	18	2
V122	0	0	0	0	0	0	0
V123	0	1	0	0	0	0	0
V124	7	53	6	3	22	10	1
V125	16	29	6	7	25	15	2
V126	30	79	17	9	33	22	3
V127	18	99	14	4	28	14	4
V128	25	53	10	2	34	28	1
V129	26	102	12	2	35	24	5
V130	7	25	2	3	12	3	2
V131	17	62	15	4	37	16	1
V132	9	49	2	3	20	13	2
3RD WALK-IN	187	505	132	53	294	127	16
4TH WALK-IN	4	39	2	0	4	1	1
3RD MAIL-IN	29	162	20	22	40	33	0
4TH MAIL-IN	0	4	0	0	2	1	1
Total							
Polling	7298	18722	6041	2565	16256	7014	1015
Absentee	220	710	154	75	340	162	18
Total	7518	19432	6195	2640	16596	7176	1033

General Election 2015 Write In Results

Governor/Lt. Governor	Precinct(s)					Absentee	Total
Blackii Effing Whyte	A	B	C	D	E		
Philip Jacobs	1	1	0	0	0		
	F	G	H	V	I		
	0	0	0	0	0		
	J	K	L	M	N		
	1	0	1	0	0		
	O	Q	S				
	0	1	0			0	5

Governor/Lt. Governor	Precinct(s)					Absentee	Total
Gatewood B. Gatewood	A	B	C	D	E		
Elisabeth Anderson	0	1	0	0	0		
	F	G	H	V	I		
	0	0	1	0	0		
	J	K	L	M	N		
	1	0	0	0	2		
	O	Q	S				
	0	0	1			0	6

City of Norbourne Estates Commissioner	Precinct(s)					Absentee	Total
Paul C. Brandt							
	G158p						
	8					0	8

PRIMARY ELECTION
JESSAMINE COUNTY - 2ND. CONG. DIST.
RECAPITULATION SHEET
MAY 17, 2016

	ABSENTEE			NORTHEAST WILMORE #1			EAST WILMORE			SOUTH WILMORE			HIGH BRIDGE			BELLERIVE			SOUTHLAND CHRISTIAN CHURCH			NORTHWEST U.S. 68			CLEAR CREEK			NORTHWEST WILMORE #1			NORTH WILMORE			GRAND TOTAL
	Mail-In	Walk-In	Total	eSlate	eScan	Total	eSlate	eScan	Total	eSlate	eScan	Total	eSlate	eScan	Total	eSlate	eScan	Total	eSlate	eScan	Total	eSlate	eScan	Total	eSlate	eScan	Total	eSlate	eScan	Total	eSlate	eScan	Total	
UNITED STATES SENATOR - REP																																		
Rand PAUL	13	15	28	0	91	91	0	111	111	0	73	73	0	21	21	0	131	131	0	64	64	0	70	70	0	51	51	0	160	160	0	70	70	870
Stephen Howard SLAUGHTER	0	2	2	0	4	4	0	7	7	0	2	2	0	2	2	0	11	11	0	3	3	0	4	4	0	2	2	0	9	9	0	1	1	47
James R. GOULD	0	2	2	0	4	4	0	8	8	0	3	3	0	3	3	0	7	7	0	3	3	0	4	4	0	6	6	0	8	8	0	3	3	51
STATE REPRESENTATIVE - 55th Rep. Dist. - REP																																		
Kim KING	7	12	19	0	61	61	0	103	103	0	51	51	—		—	0	122	122	0	44	44	0	49	49	0	41	41	0	130	130	0	56	56	676
Bradley VAUGHAN	4	3	7	0	34	34	0	22	22	0	22	22	—		—	0	17	17	0	22	22	0	25	25	0	17	17	0	40	40	0	13	13	219
PRESIDENT of the UNITED STATES - DEM																																		
Martin J. O'MALLEY	0	1	1	0	2	2	0	1	1	0	2	2	0	1	1	0	4	4	0	0	0	0	1	1	0	1	1	0	2	2	0	2	2	17
Bernard "Bernie" SANDERS	4	9	13	0	51	51	0	39	39	0	45	45	0	34	34	0	54	54	0	39	39	0	52	52	0	39	39	0	62	62	0	29	29	457
Hillary CLINTON	7	10	17	0	50	50	0	27	27	0	20	20	0	29	29	0	72	72	0	27	27	0	43	43	0	52	52	0	70	70	0	23	23	430
Roque Rocky DE LA FUENTE	0	0	0	0	1	1	0	0	0	0	0	0	0	0	0	0	0	0	0	0	0	0	0	0	0	0	0	0	0	0	0	0	0	1
"UNCOMMITTED"	2	1	3	0	2	2	0	4	4	0	3	3	0	5	5	0	3	3	0	4	4	0	3	3	0	5	5	0	7	7	0	2	2	41
UNITED STATES SENATOR - DEM																																		
Rory HOULIHAN	0	0	0	0	6	6	0	2	2	0	0	0	0	2	2	0	3	3	0	0	0	0	2	2	0	0	0	0	7	7	0	3	3	25
Jeff KENDER	0	1	1	0	6	6	0	3	3	0	0	0	0	1	1	0	1	1	0	1	1	0	3	3	0	0	0	0	5	5	0	1	1	22
Ron LEACH	1	0	1	0	5	5	0	3	3	0	4	4	0	5	5	0	4	4	0	1	1	0	1	1	0	4	4	0	9	9	0	6	6	43
Tom RECKTENWALD	1	0	1	0	5	5	0	2	2	0	1	1	0	0	0	0	1	1	0	2	2	0	0	0	0	1	1	0	2	2	0	0	0	15
Grant T. SHORT	2	0	2	0	1	1	0	2	2	0	1	1	0	4	4	0	2	2	0	1	1	0	1	1	0	2	2	0	1	1	0	1	1	18
Sellus WILDER	0	1	1	0	3	3	0	6	6	0	8	8	0	6	6	0	16	16	0	12	12	0	6	6	0	8	8	0	5	5	0	6	6	77
Jim GRAY	8	18	26	0	77	77	0	52	52	0	52	52	0	49	49	0	105	105	0	47	47	0	82	82	0	79	79	0	108	108	0	34	34	711

RECEIVED
MAY 23 2016
Clerk Board of Elections

PRIMARY ELECTION
JESSAMINE COUNTY - 6TH. CONG. DIST.
RECAPITULATION SHEET
MAY 17, 2016

	ABSENTEE			EAST NICHOLASVILLE #1			EAST NICHOLASVILLE #2			WEST NICHOLASVILLE #1			WEST NICHOLASVILLE #2			WEST NICHOLASVILLE #3			KEENE PLACE #1			KEENE PLACE #2			MARBLE CREEK #1			MARBLE CREEK #2			MARBLE CREEK #3		
	Mail-In	Walk-In	Total	eSlate	eScan	Total	eSlate	eScan	Total	eSlate	eScan	Total	eSlate	eScan	Total	eSlate	eScan	Total	eSlate	eScan	Total	eSlate	eScan	Total	eSlate	eScan	Total	eSlate	eScan	Total	eSlate	eScan	Total
UNITED STATES SENATOR - REP																																	
Stephen Howard SLAUGHTER	0	6	6	0	1	1	0	0	0	0	3	3	0	4	4	0	0	0	0	4	4	0	4	4	0	4	4	0	7	7	0	4	4
James R. GOULD	1	8	9	0	1	1	0	1	1	0	1	1	0	2	2	0	7	7	0	1	1	0	7	7	0	4	4	0	8	8	0	4	4
Rand PAUL	7	37	44	0	20	20	0	18	18	0	53	53	0	37	37	0	78	78	0	118	118	0	51	51	0	62	62	0	72	72	0	51	51
U.S. REP. in CONGRESS - 6th Cong. Dist. - REP																																	
Roger Q. BRILL	0	7	7	0	4	4	0	2	2	0	11	11	0	5	5	0	8	8	0	14	14	0	8	8	0	9	9	0	18	18	0	8	8
Andy BARR	8	44	52	0	18	18	0	17	17	0	47	47	0	39	39	0	78	78	0	107	107	0	55	55	0	63	63	0	69	69	0	52	52
PRESIDENT of the UNITED STATES - DEM																																	
Martin J. O'MALLEY	1	1	2	0	0	0	0	2	2	0	0	0	0	1	1	0	0	0	0	0	0	0	2	2	0	3	3	0	1	1	0	2	2
Bernard "Bernie" SANDERS	12	41	53	0	29	29	0	42	42	0	82	82	0	63	63	0	74	74	0	104	104	0	39	39	0	79	79	0	73	73	0	39	39
Hillary CLINTON	12	40	52	0	26	26	0	44	44	0	70	70	0	46	46	0	70	70	0	66	66	0	35	35	0	59	59	0	68	68	0	54	54
Roque Rocky DE LA FUENTE	0	0	0	0	0	0	0	0	0	0	0	0	0	1	1	0	0	0	0	0	0	0	1	1	0	0	0	0	0	0	0	0	0
"UNCOMMITTED"	5	7	12	0	3	3	0	2	2	0	4	4	0	5	5	0	5	5	0	5	5	0	3	3	0	4	4	0	7	7	0	2	2
UNITED STATES SENATOR - DEM																																	
Grant T. SHORT	1	2	3	0	0	0	0	3	3	0	2	2	0	2	2	0	1	1	0	1	1	0	0	0	0	4	4	0	2	2	0	0	0
Sellus WILDER	0	4	4	0	6	6	0	7	7	0	13	13	0	6	6	0	8	8	0	9	9	0	10	10	0	8	8	0	12	12	0	7	7
Jim GRAY	21	70	91	0	43	43	0	67	67	0	131	131	0	89	89	0	121	121	0	110	110	0	63	63	0	120	120	0	119	119	0	77	77
Rory HOULIHAN	0	1	1	0	1	1	0	0	0	0	0	0	0	3	3	0	1	1	0	3	3	0	1	1	0	1	1	0	2	2	0	2	2
Jeff KENDER	1	2	3	0	0	0	0	1	1	0	0	0	0	1	1	0	2	2	0	3	3	0	0	0	0	2	2	0	1	1	0	4	4
Ron LEACH	1	4	5	0	4	4	0	2	2	0	2	2	0	5	5	0	5	5	0	2	2	0	4	4	0	4	4	0	1	1	0	4	4
Tom RECKTENWALD	1	2	3	0	1	1	0	1	1	0	2	2	0	2	2	0	2	2	0	3	3	0	0	0	0	4	4	0	4	4	0	2	2
U.S. REP. in CONGRESS - 6th Cong. Dist. - DEM																																	
Nancy Jo KEMPER	17	61	78	0	44	44	0	51	51	0	106	106	0	75	75	0	102	102	0	93	93	0	53	53	0	106	106	0	87	87	0	73	73
Michael COBLENZ	2	3	5	0	3	3	0	6	6	0	10	10	0	8	8	0	5	5	0	5	5	0	5	5	0	5	5	0	5	5	0	9	9
Geoffrey M. "Geoff" YOUNG	6	16	22	0	8	8	0	22	22	0	26	26	0	19	19	0	18	18	0	27	27	0	15	15	0	26	26	0	35	35	0	15	15

RECEIVED
MAY 20 2016
State Board of Elections

PRIMARY ELECTION
JESSAMINE COUNTY - 6TH. CONG. DIST.
RECAPITULATION SHEET
MAY 17, 2016

	THE VINEYARD			THE ORCHARD			SULPHUR WELL			LITTLE HICKMAN			MAPLE LEAF			SOUTHEAST NICHOLASVILLE #1			SOUTHBROOK			NORTHEAST U.S. 68			PADDOCK			BETHEL			NORTH KEENE		
	eSlate	eScan	Total	eSlate	eScan	Total	eSlate	eScan	Total	eSlate	eScan	Total	eSlate	eScan	Total	eSlate	eScan	Total	eSlate	eScan	Total	eSlate	eScan	Total	eSlate	eScan	Total	eSlate	eScan	Total	eSlate	eScan	Total
UNITED STATES SENATOR - REP																																	
Stephen Howard SLAUGHTER	0	3	3	0	10	10	0	3	3	0	3	3	0	2	2	0	6	6	0	4	4	0	4	4	0	2	2	0	1	1	0	2	2
James R. GOULD	0	7	7	0	7	7	0	3	3	0	1	1	0	6	6	0	5	5	0	5	5	0	3	3	0	5	5	0	8	8	0	3	3
Rand PAUL	0	78	78	0	92	92	0	58	58	0	37	37	0	35	35	0	54	54	0	84	84	0	47	47	0	34	34	0	48	48	0	27	27
U.S. REP. in CONGRESS - 6th Cong. Dist. - REP																																	
Roger Q. BRILL	0	18	18	0	15	15	0	11	11	0	10	10	0	11	11	0	10	10	0	10	10	0	8	8	0	9	9	0	16	16	0	8	8
Andy BARR	0	69	69	0	93	93	0	54	54	0	32	32	0	34	34	0	54	54	0	84	84	0	47	47	0	32	32	0	41	41	0	24	24
PRESIDENT of the UNITED STATES - DEM																																	
Martin J. O'MALLEY	0	1	1	0	2	2	0	3	3	0	4	4	0	0	0	0	1	1	0	0	0	0	1	1	0	1	1	0	1	1	0	0	0
Bernard "Bernie" SANDERS	0	57	57	0	69	69	0	86	86	0	77	77	0	83	83	0	70	70	0	94	94	0	12	12	0	43	43	0	79	79	0	17	17
Hillary CLINTON	0	53	53	0	65	65	0	55	55	0	41	41	0	85	85	0	59	59	0	85	85	0	24	24	0	50	50	0	45	45	0	14	14
Roque Rocky DE LA FUENTE	0	0	0	0	1	1	0	0	0	0	1	1	0	0	0	0	0	0	0	0	0	0	0	0	0	0	0	0	1	1	0	0	0
"UNCOMMITTED"	0	7	7	0	14	14	0	7	7	0	10	10	0	5	5	0	6	6	0	7	7	0	2	2	0	0	0	0	12	12	0	0	0
UNITED STATES SENATOR - DEM																																	
Grant T. SHORT	0	2	2	0	4	4	0	7	7	0	12	12	0	7	7	0	3	3	0	7	7	0	1	1	0	3	3	0	7	7	0	0	0
Sellus WILDER	0	11	11	0	9	9	0	8	8	0	11	11	0	14	14	0	8	8	0	7	7	0	2	2	0	10	10	0	6	6	0	2	2
Jim GRAY	0	88	88	0	123	123	0	106	106	0	92	92	0	126	126	0	100	100	0	149	149	0	28	28	0	66	66	0	98	98	0	29	29
Rory HOULIHAN	0	3	3	0	2	2	0	4	4	0	2	2	0	0	0	0	4	4	0	2	2	0	1	1	0	1	1	0	4	4	0	0	0
Jeff KENDER	0	1	1	0	4	4	0	6	6	0	3	3	0	8	8	0	4	4	0	1	1	0	1	1	0	1	1	0	5	5	0	1	1
Ron LEACH	0	3	3	0	5	5	0	3	3	0	3	3	0	7	7	0	4	4	0	3	3	0	2	2	0	2	2	0	5	5	0	0	0
Tom RECKTENWALD	0	6	6	0	2	2	0	6	6	0	2	2	0	1	1	0	3	3	0	1	1	0	1	1	0	0	0	0	5	5	0	0	0
U.S. REP. in CONGRESS - 6th Cong. Dist. - DEM																																	
Nancy Jo KEMPER	0	85	85	0	99	99	0	95	95	0	87	87	0	118	118	0	88	88	0	113	113	0	26	26	0	51	51	0	71	71	0	23	23
Michael COBLENZ	0	7	7	0	11	11	0	4	4	0	5	5	0	15	15	0	8	8	0	6	6	0	3	3	0	8	8	0	8	8	0	0	0
Geoffrey M. "Geoff" YOUNG	0	18	18	0	33	33	0	32	32	0	29	29	0	26	26	0	23	23	0	42	42	0	6	6	0	20	20	0	39	39	0	6	6

RECEIVED
MAY 23 2016
Jessamine County Board of Elections

PRIMARY ELECTION
JESSAMINE COUNTY - 6TH. CONG. DIST.
RECAPITULATION SHEET
MAY 17, 2016

	SOUTHWEST NICHOLASVILLE #1			SOUTHWEST NICHOLASVILLE #2			SOUTHWEST NICHOLASVILLE #3			SOUTHWEST NICHOLASVILLE #4			SOUTHWEST NICHOLASVILLE #5			GRAND TOTAL
	eSlate	eScan	Total	eSlate	eScan	Total	eSlate	eScan	Total	eSlate	eScan	Total	eSlate	eScan	Total	
UNITED STATES SENATOR - REP																
Stephen Howard SLAUGHTER	0	3	3	0	3	3	0	6	6	0	1	1	0	2	2	92
James R. GOULD	0	2	2	0	2	2	0	6	6	0	2	2	0	8	8	118
Rand PAUL	0	19	19	0	48	48	1	56	57	0	30	30	0	48	48	1400
U.S. REP. in CONGRESS - 6th Cong. Dist. - REP																
Roger Q. BRILL	0	3	3	0	10	10	0	11	11	0	5	5	0	12	12	261
Andy BARR	0	22	22	0	42	42	1	57	58	0	27	27	0	47	47	1357
PRESIDENT of the UNITED STATES - DEM																
Martin J. O'MALLEY	0	2	2	0	1	1	0	4	4	0	4	4	0	0	0	38
Bernard "Bernie" SANDERS	0	62	62	0	67	67	0	81	81	0	47	47	0	75	75	1666
Hillary CLINTON	0	50	50	0	52	52	0	64	64	0	43	43	0	70	70	1445
Roque Rocky DE LA FUENTE	0	2	2	0	1	1	0	1	1	0	0	0	0	1	1	10
"UNCOMMITTED"	0	5	5	0	12	12	0	3	3	0	5	5	0	3	3	150
UNITED STATES SENATOR - DEM																
Grant T. SHORT	0	7	7	0	6	6	0	5	5	0	4	4	0	8	8	101
Sellus WILDER	0	11	11	0	6	6	0	6	6	0	12	12	0	10	10	217
Jim GRAY	0	79	79	0	98	98	0	123	123	0	73	73	0	116	116	2537
Rory HOULIHAN	0	4	4	0	4	4	0	5	5	0	3	3	0	0	0	54
Jeff KENDER	0	2	2	0	4	4	0	3	3	0	2	2	0	3	3	66
Ron LEACH	0	10	10	0	12	12	0	4	4	0	1	1	0	3	3	105
Tom RECKTENWALD	0	2	2	0	4	4	0	2	2	0	1	1	0	3	3	63
U.S. REP. in CONGRESS - 6th Cong. Dist. - DEM																
Nancy Jo KEMPER	0	74	74	0	82	82	0	107	107	0	60	60	0	100	100	2147
Michael COBLENZ	0	11	11	0	4	4	0	10	10	0	7	7	0	10	10	183
Geoffrey M. "Geoff" YOUNG	0	23	23	0	34	34	0	27	27	0	22	22	0	23	23	636

RECEIVED
MAY 23 2016
State Board of Elections

JOHNSON COUNTY

RECAPITULATION SHEET

RECEIVED
MAY 25 2016
State Board of Elections

Primary Election May 17, 2016 PRECINCT	UNITED STATES SENATOR				UNITED STATES REPRESENTATIVE IN CONGRESS			STATE REPRESENTATIVE			PRESIDENT OF THE UNITED STATES					
	Rand PAUL	Stephen Howard SLAUGHTER	James R. GOULD		Harold "Hal" ROGERS	John BURK JR.		Frankie Wayne SPENCER	William Scott WELLS		Martin J. O'MALLEY	Bernard "Bernie" SANDERS	Hillary CLINTON	Roque Rocky DE LA FUENTE	"UNCOMMITTED"	
A101 Upper Ward	39	6	12		41	16		15	40		1	26	21	0	2	
A102 Middle Ward	60	8	7		65	14		28	45		3	25	11	1	1	
A103 Lower Ward	30	6	4		33	7		22	19		0	14	9	0	1	
A104 Bridgeford	26	5	6		26	12		15	21		2	20	9	0	3	
A105 Staffordsville	64	11	12		72	18		24	63		0	44	28	1	4	
A106 Hager Hill	67	15	10		77	17		30	62		1	37	25	1	3	
A107 Southside	44	4	6		43	13		17	36		0	21	17	0	2	
A108 King Addition	70	6	13		77	13		22	67		1	45	35	1	5	
A109 East Point	9	3	2		9	5		5	8		0	5	2	0	1	
A110 Muddy Branch	30	6	4		33	8		8	32		1	18	7	0	3	
B101 West Van Lear	49	1	3		46	7		14	38		1	26	17	0	11	
B102 Daniels Creek	34	4	4		34	9		15	26		4	27	10	0	2	
B103 Powell Addition	37	12	6		44	11		21	32		1	31	20	0	4	
B104 Mingo	48	7	6		52	9		18	41		2	22	11	0	4	
B105 Van Lear	13	5	1		11	8		8	12		1	38	15	0	3	
B106 Buffalo	29	7	7		38	8		14	30		1	21	15	1	8	
B107 Greasy Creek	45	6	5		41	15		25	27		2	29	25	0	5	
B108 Whitehouse	6	2	2		6	4		4	6		0	4	6	0	0	
B109 Thelma	35	5	6		41	8		13	35		1	34	12	1	11	
B110 Mouth of Rush	57	10	5		70	5		26	49		0	19	14	0	4	
C101 Oil Springs	52	1	7		46	13		25	33		0	14	9	0	0	
C102 Barnetts Creek	30	6	4		31	8		11	28		1	25	11	0	0	
C103 Flat Gap	47	18	4		54	16		19	49		3	44	16	1	10	
C104 Volga	16	7	2		20	6		12	12		2	24	9	1	2	
C105 Low Gap	22	8	3		26	7		13	19		0	17	12	0	2	
C106 Red Bush	19	3	2		21	4		10	15		0	20	16	0	5	
C107 Jennys Creek	71	8	6		65	19		22	60		1	30	7	1	0	
C108 Little Gap	15	4	2		17	5		8	12		0	11	6	0	0	
C109 Stambaugh	43	6	8		49	12		14	45		0	19	7	1	4	
C110 Sitka	30	6	1		28	9		11	24		0	7	10	0	2	
C111 Sycamore	35	5	6		39	9		15	29		0	9	8	0	3	
Paper Abs. Ballot	14	4	4		21	2		9	11		0	6	8	0	3	
Abs. Machine	42	9	8		51	11		16	42		0	23	16	1	8	
ABSENTEE TOTAL	56	13	12		72	13		25	53		0	29	24	1	11	
TOTAL	1228	214	178		1325	328		529	1068		29	749	444	11	116	

Johnson County — RECAPITULATION SHEET

Primary Election May 17, 2016 PRECINCT	UNITED STATES SENATOR	Tom RECKTENWALD	Grant T. SHORT	Sellus WILDER	Jim GRAY	Rory HOULIHAN	Jeff KENDER	Ron LEACH
A101 Upper Ward		5	9	8	26	2	4	2
A102 Middle Ward		3	4	7	21	0	1	3
A103 Lower Ward		1	3	7	7	1	0	0
A104 Bridgeford		0	3	4	20	1	1	1
A105 Staffordsville		4	8	9	31	0	8	6
A106 Hager Hill		4	5	8	34	2	3	6
A107 Southside		7	2	8	19	0	3	1
A108 King Addition		7	6	14	44	2	4	6
A109 East Point		2	1	1	3	0	0	0
A110 Muddy Branch		2	3	4	10	1	2	4
B101 West Van Lear		3	4	5	30	2	3	2
B102 Daniels Creek		4	9	2	18	1	4	1
B103 Powell Addition		2	5	5	29	3	6	0
B104 Mingo		5	4	12	9	1	2	3
B105 Van Lear		8	8	7	22	3	5	3
B106 Buffalo		5	5	6	17	0	6	4
B107 Greasy Creek		5	6	9	28	2	2	4
B108 Whitehouse		1	2	1	0	0	0	3
B109 Thelma		10	8	3	29	1	5	4
B110 Mouth of Rush		1	4	6	16	3	3	1
C101 Oil Springs		2	5	5	8	0	0	0
C102 Barnetts Creek		3	2	7	18	0	5	0
C103 Flat Gap		14	3	9	30	0	5	6
C104 Volga		6	2	6	15	2	1	2
C105 Low Gap		3	2	2	13	0	3	0
C106 Red Bush		4	8	3	21	0	0	2
C107 Jennys Creek		6	8	5	11	0	1	2
C108 Little Gap		6	0	2	7	1	0	0
C109 Stambaugh		5	1	3	15	1	2	3
C110 Sitka		0	3	5	10	0	1	1
C111 Sycamore		1	3	2	11	1	1	0
Paper Abs. Ballot		1	1	0	12	1	0	1
Abs. Machine		5	4	7	20	2	4	3
ABSENTEE TOTAL		6	5	7	32	3	4	4
TOTAL		135	134	182	604	33	85	74

Cumulative Report — Unofficial

GENERAL ELECTION HELD ON — OFFICIAL BALLOT FOR KENTON COUNTY — November 03, 2015

11/04/2015 02:02 PM

Total Number of Voters : 31,674 of 0 = 0.00%

Precincts Reporting 108 of 108 = 100.00%

Party	Candidate	Absentee		Early		Election		Total	
STRAIGHT PARTY, Vote For 1									
	Republican Party	0	0.00%	0	0.00%	10,085	64.85%	10,085	64.85%
	Democratic Party	0	0.00%	0	0.00%	5,467	35.15%	5,467	35.15%
	Cast Votes:	0	0.00%	0	0.00%	15,552	49.10%	15,552	49.10%
	Over Votes:	0	0.00%	0	0.00%	1	0.00%	1	0.00%
	Under Votes:	0	0.00%	0	0.00%	16,121	50.90%	16,121	50.90%
GOVERNOR and LIEUTENANT GOVERNOR, Vote For 1									
REP	Matt BEVIN Jenean HAMPTON	0	0.00%	0	0.00%	18,007	57.24%	18,007	57.24%
DEM	Jack CONWAY Sannie OVERLY	0	0.00%	0	0.00%	12,301	39.10%	12,301	39.10%
IND	Drew CURTIS Heather CURTIS	0	0.00%	0	0.00%	1,145	3.64%	1,145	3.64%
	Gatewood B. GATEWOOD Elisabeth ANDERSON (W)	0	0.00%	0	0.00%	1	0.00%	1	0.00%
	GALBRAITH (W)	0	0.00%	0	0.00%	0	0.00%	0	0.00%
	Blackii Effing WHYTE Philip JACOBS (W)	0	0.00%	0	0.00%	3	0.01%	3	0.01%
	Cast Votes:	0	0.00%	0	0.00%	31,457	99.31%	31,457	99.31%
	Over Votes:	0	0.00%	0	0.00%	1	0.00%	1	0.00%
	Under Votes:	0	0.00%	0	0.00%	216	0.68%	216	0.68%
SECRETARY of STATE, Vote For 1									
REP	Stephen L. KNIPPER	0	0.00%	0	0.00%	18,415	58.95%	18,415	58.95%
DEM	Alison Lundergan GRIMES	0	0.00%	0	0.00%	12,823	41.05%	12,823	41.05%
	Cast Votes:	0	0.00%	0	0.00%	31,238	98.62%	31,238	98.62%
	Over Votes:	0	0.00%	0	0.00%	0	0.00%	0	0.00%
	Under Votes:	0	0.00%	0	0.00%	436	1.38%	436	1.38%
ATTORNEY GENERAL, Vote For 1									
REP	Whitney H. WESTERFIELD	0	0.00%	0	0.00%	16,497	53.44%	16,497	53.44%
DEM	Andy BESHEAR	0	0.00%	0	0.00%	14,376	46.56%	14,376	46.56%
	Cast Votes:	0	0.00%	0	0.00%	30,873	97.47%	30,873	97.47%
	Over Votes:	0	0.00%	0	0.00%	0	0.00%	0	0.00%
	Under Votes:	0	0.00%	0	0.00%	801	2.53%	801	2.53%
AUDITOR of PUBLIC ACCOUNTS, Vote For 1									
REP	Mike HARMON	0	0.00%	0	0.00%	19,031	63.17%	19,031	63.17%
DEM	Adam H. EDELEN	0	0.00%	0	0.00%	11,094	36.83%	11,094	36.83%
	Cast Votes:	0	0.00%	0	0.00%	30,125	95.11%	30,125	95.11%
	Over Votes:	0	0.00%	0	0.00%	0	0.00%	0	0.00%
	Under Votes:	0	0.00%	0	0.00%	1,549	4.89%	1,549	4.89%

Cumulative Report — Unofficial

GENERAL ELECTION HELD ON — OFFICIAL BALLOT FOR KENTON COUNTY — November 03, 2015

11/04/2015 02:02 PM

Total Number of Voters : 31,674 of 0 = 0.00%

Precincts Reporting 108 of 108 = 100.00%

Party	Candidate	Absentee		Early		Election		Total	
STATE TREASURER, Vote For 1									
REP	Allison BALL	0	0.00%	0	0.00%	20,127	66.10%	20,127	66.10%
DEM	Rick NELSON	0	0.00%	0	0.00%	10,321	33.90%	10,321	33.90%
	Cast Votes:	0	0.00%	0	0.00%	30,448	96.13%	30,448	96.13%
	Over Votes:	0	0.00%	0	0.00%	1	0.00%	1	0.00%
	Under Votes:	0	0.00%	0	0.00%	1,225	3.87%	1,225	3.87%
COMMISSIONER of AGRICULTURE, Vote For 1									
REP	Ryan F. QUARLES	0	0.00%	0	0.00%	19,149	63.70%	19,149	63.70%
DEM	Jean-Marie LAWSON SPANN	0	0.00%	0	0.00%	10,912	36.30%	10,912	36.30%
	Cast Votes:	0	0.00%	0	0.00%	30,061	94.91%	30,061	94.91%
	Over Votes:	0	0.00%	0	0.00%	0	0.00%	0	0.00%
	Under Votes:	0	0.00%	0	0.00%	1,613	5.09%	1,613	5.09%
MEMBER BOARD of EDUCATION Covington Independent School District (Unexpired Term), Vote For 1									
	April Frese BROCKHOFF	0	0.00%	0	0.00%	2,457	100.00%	2,457	100.00%
	Cast Votes:	0	0.00%	0	0.00%	2,457	62.19%	2,457	62.19%
	Over Votes:	0	0.00%	0	0.00%	0	0.00%	0	0.00%
	Under Votes:	0	0.00%	0	0.00%	1,494	37.81%	1,494	37.81%
QUESTION, Vote For 1									
	YES	0	0.00%	0	0.00%	1,372	59.29%	1,372	59.29%
	NO	0	0.00%	0	0.00%	942	40.71%	942	40.71%
	Cast Votes:	0	0.00%	0	0.00%	2,314	94.53%	2,314	94.53%
	Over Votes:	0	0.00%	0	0.00%	0	0.00%	0	0.00%
	Under Votes:	0	0.00%	0	0.00%	134	5.47%	134	5.47%

Precinct Report — Unofficial

GENERAL ELECTION HELD ON — OFFICIAL BALLOT FOR KENTON COUNTY — November 03, 2015

11/04/2015 02:04 PM

Total Number of Voters : 31,674 of 0 = 0.00%

Precincts Reporting 108 of 108 = 100.00%

Party	Candidate	Absentee		Early		Election		Total	
Precinct AB (Ballots Cast: 790)									
STRAIGHT PARTY, Vote For 1									
	Republican Party	0	0.00%	0	0.00%	249	59.71%	249	59.71%
	Democratic Party	0	0.00%	0	0.00%	168	40.29%	168	40.29%
	Cast Votes:	0	0.00%	0	0.00%	417	52.78%	417	52.78%
	Over Votes:	0	0.00%	0	0.00%	1	0.13%	1	0.13%
	Under Votes:	0	0.00%	0	0.00%	372	47.09%	372	47.09%
GOVERNOR and LIEUTENANT GOVERNOR, Vote For 1									
	Matt BEVIN Jenean HAMPTON	0	0.00%	0	0.00%	411	52.22%	411	52.22%
	Jack CONWAY Sannie OVERLY	0	0.00%	0	0.00%	354	44.98%	354	44.98%
	Drew CURTIS Heather CURTIS	0	0.00%	0	0.00%	22	2.80%	22	2.80%
	Gatewood B. GATEWOOD Elisabeth ANDERSON (W)	0	0.00%	0	0.00%	0	0.00%	0	0.00%
	GALBRAITH (W)	0	0.00%	0	0.00%	0	0.00%	0	0.00%
	Blackii Effing WHYTE Philip JACOBS (W)	0	0.00%	0	0.00%	0	0.00%	0	0.00%
	Cast Votes:	0	0.00%	0	0.00%	787	99.62%	787	99.62%
	Over Votes:	0	0.00%	0	0.00%	1	0.13%	1	0.13%
	Under Votes:	0	0.00%	0	0.00%	2	0.25%	2	0.25%
SECRETARY of STATE, Vote For 1									
	Stephen L. KNIPPER	0	0.00%	0	0.00%	445	57.49%	445	57.49%
	Alison Lundergan GRIMES	0	0.00%	0	0.00%	329	42.51%	329	42.51%
	Cast Votes:	0	0.00%	0	0.00%	774	97.97%	774	97.97%
	Over Votes:	0	0.00%	0	0.00%	0	0.00%	0	0.00%
	Under Votes:	0	0.00%	0	0.00%	16	2.03%	16	2.03%
ATTORNEY GENERAL, Vote For 1									
	Whitney H. WESTERFIELD	0	0.00%	0	0.00%	409	53.46%	409	53.46%
	Andy BESHEAR	0	0.00%	0	0.00%	356	46.54%	356	46.54%
	Cast Votes:	0	0.00%	0	0.00%	765	96.84%	765	96.84%
	Over Votes:	0	0.00%	0	0.00%	0	0.00%	0	0.00%
	Under Votes:	0	0.00%	0	0.00%	25	3.16%	25	3.16%
AUDITOR of PUBLIC ACCOUNTS, Vote For 1									
	Mike HARMON	0	0.00%	0	0.00%	436	58.06%	436	58.06%
	Adam H. EDELEN	0	0.00%	0	0.00%	315	41.94%	315	41.94%
	Cast Votes:	0	0.00%	0	0.00%	751	95.06%	751	95.06%
	Over Votes:	0	0.00%	0	0.00%	0	0.00%	0	0.00%
	Under Votes:	0	0.00%	0	0.00%	39	4.94%	39	4.94%

Total Number of Voters : 31,674 of 0 = 0.00%

Precincts Reporting 108 of 108 = 100.00%

Party	Candidate	Absentee		Early		Election		Total	
Precinct AB (Ballots Cast: 790)									
STATE TREASURER, Vote For 1									
	Allison BALL	0	0.00%	0	0.00%	475	62.66%	475	62.66%
	Rick NELSON	0	0.00%	0	0.00%	283	37.34%	283	37.34%
	Cast Votes:	0	0.00%	0	0.00%	758	95.95%	758	95.95%
	Over Votes:	0	0.00%	0	0.00%	0	0.00%	0	0.00%
	Under Votes:	0	0.00%	0	0.00%	32	4.05%	32	4.05%
COMMISSIONER of AGRICULTURE, Vote For 1									
	Ryan F. QUARLES	0	0.00%	0	0.00%	449	60.76%	449	60.76%
	Jean-Marie LAWSON SPANN	0	0.00%	0	0.00%	290	39.24%	290	39.24%
	Cast Votes:	0	0.00%	0	0.00%	739	93.54%	739	93.54%
	Over Votes:	0	0.00%	0	0.00%	0	0.00%	0	0.00%
	Under Votes:	0	0.00%	0	0.00%	51	6.46%	51	6.46%
MEMBER BOARD of EDUCATION Covington Independent School District (Unexpired Term), Vote For 1									
	April Frese BROCKHOFF	0	0.00%	0	0.00%	77	100.00%	77	100.00%
	Cast Votes:	0	0.00%	0	0.00%	77	60.16%	77	60.16%
	Over Votes:	0	0.00%	0	0.00%	0	0.00%	0	0.00%
	Under Votes:	0	0.00%	0	0.00%	51	39.84%	51	39.84%
QUESTION, Vote For 1									
	YES	0	0.00%	0	0.00%	44	55.00%	44	55.00%
	NO	0	0.00%	0	0.00%	36	45.00%	36	45.00%
	Cast Votes:	0	0.00%	0	0.00%	80	89.89%	80	89.89%
	Over Votes:	0	0.00%	0	0.00%	0	0.00%	0	0.00%
	Under Votes:	0	0.00%	0	0.00%	9	10.11%	9	10.11%

Party	Candidate	Absentee		Early		Election		Total	
Precinct B101 (Ballots Cast: 274)									
STRAIGHT PARTY, Vote For 1									
	Republican Party	0	0.00%	0	0.00%	101	66.89%	101	66.89%
	Democratic Party	0	0.00%	0	0.00%	50	33.11%	50	33.11%
	Cast Votes:	0	0.00%	0	0.00%	151	55.11%	151	55.11%
	Over Votes:	0	0.00%	0	0.00%	0	0.00%	0	0.00%
	Under Votes:	0	0.00%	0	0.00%	123	44.89%	123	44.89%
GOVERNOR and LIEUTENANT GOVERNOR, Vote For 1									
	Matt BEVIN Jenean HAMPTON	0	0.00%	0	0.00%	188	68.86%	188	68.86%
	Jack CONWAY Sannie OVERLY	0	0.00%	0	0.00%	77	28.21%	77	28.21%
	Drew CURTIS Heather CURTIS	0	0.00%	0	0.00%	8	2.93%	8	2.93%
	Gatewood B. GATEWOOD Elisabeth ANDERSON (W)	0	0.00%	0	0.00%	0	0.00%	0	0.00%
	GALBRAITH (W)	0	0.00%	0	0.00%	0	0.00%	0	0.00%
	Blackii Effing WHYTE Philip JACOBS (W)	0	0.00%	0	0.00%	0	0.00%	0	0.00%
	Cast Votes:	0	0.00%	0	0.00%	273	99.64%	273	99.64%
	Over Votes:	0	0.00%	0	0.00%	0	0.00%	0	0.00%
	Under Votes:	0	0.00%	0	0.00%	1	0.36%	1	0.36%
SECRETARY of STATE, Vote For 1									
	Stephen L. KNIPPER	0	0.00%	0	0.00%	182	66.91%	182	66.91%
	Alison Lundergan GRIMES	0	0.00%	0	0.00%	90	33.09%	90	33.09%
	Cast Votes:	0	0.00%	0	0.00%	272	99.27%	272	99.27%
	Over Votes:	0	0.00%	0	0.00%	0	0.00%	0	0.00%
	Under Votes:	0	0.00%	0	0.00%	2	0.73%	2	0.73%
ATTORNEY GENERAL, Vote For 1									
	Whitney H. WESTERFIELD	0	0.00%	0	0.00%	164	60.74%	164	60.74%
	Andy BESHEAR	0	0.00%	0	0.00%	106	39.26%	106	39.26%
	Cast Votes:	0	0.00%	0	0.00%	270	98.54%	270	98.54%
	Over Votes:	0	0.00%	0	0.00%	0	0.00%	0	0.00%
	Under Votes:	0	0.00%	0	0.00%	4	1.46%	4	1.46%
AUDITOR of PUBLIC ACCOUNTS, Vote For 1									
	Mike HARMON	0	0.00%	0	0.00%	181	68.56%	181	68.56%
	Adam H. EDELEN	0	0.00%	0	0.00%	83	31.44%	83	31.44%
	Cast Votes:	0	0.00%	0	0.00%	264	96.35%	264	96.35%
	Over Votes:	0	0.00%	0	0.00%	0	0.00%	0	0.00%
	Under Votes:	0	0.00%	0	0.00%	10	3.65%	10	3.65%

Total Number of Voters : 31,674 of 0 = 0.00%

Precincts Reporting 108 of 108 = 100.00%

Party	Candidate	Absentee		Early		Election		Total	
Precinct B101 (Ballots Cast: 274)									
STATE TREASURER, Vote For 1									
	Allison BALL	0	0.00%	0	0.00%	190	70.90%	190	70.90%
	Rick NELSON	0	0.00%	0	0.00%	78	29.10%	78	29.10%
	Cast Votes:	0	0.00%	0	0.00%	268	97.81%	268	97.81%
	Over Votes:	0	0.00%	0	0.00%	0	0.00%	0	0.00%
	Under Votes:	0	0.00%	0	0.00%	6	2.19%	6	2.19%
COMMISSIONER of AGRICULTURE, Vote For 1									
	Ryan F. QUARLES	0	0.00%	0	0.00%	182	68.68%	182	68.68%
	Jean-Marie LAWSON SPANN	0	0.00%	0	0.00%	83	31.32%	83	31.32%
	Cast Votes:	0	0.00%	0	0.00%	265	96.72%	265	96.72%
	Over Votes:	0	0.00%	0	0.00%	0	0.00%	0	0.00%
	Under Votes:	0	0.00%	0	0.00%	9	3.28%	9	3.28%

Party	Candidate	Absentee		Early		Election		Total	
Precinct A125 (Ballots Cast: 90)									
STRAIGHT PARTY, Vote For 1									
	Republican Party	0	0.00%	0	0.00%	19	52.78%	19	52.78%
	Democratic Party	0	0.00%	0	0.00%	17	47.22%	17	47.22%
	Cast Votes:	0	0.00%	0	0.00%	36	40.00%	36	40.00%
	Over Votes:	0	0.00%	0	0.00%	0	0.00%	0	0.00%
	Under Votes:	0	0.00%	0	0.00%	54	60.00%	54	60.00%
GOVERNOR and LIEUTENANT GOVERNOR, Vote For 1									
	Matt BEVIN Jenean HAMPTON	0	0.00%	0	0.00%	42	46.67%	42	46.67%
	Jack CONWAY Sannie OVERLY	0	0.00%	0	0.00%	39	43.33%	39	43.33%
	Drew CURTIS Heather CURTIS	0	0.00%	0	0.00%	8	8.89%	8	8.89%
	Gatewood B. GATEWOOD Elisabeth ANDERSON (W)	0	0.00%	0	0.00%	0	0.00%	0	0.00%
	GALBRAITH (W)	0	0.00%	0	0.00%	0	0.00%	0	0.00%
	Blackii Effing WHYTE Philip JACOBS (W)	0	0.00%	0	0.00%	1	1.11%	1	1.11%
	Cast Votes:	0	0.00%	0	0.00%	90	100.00%	90	100.00%
	Over Votes:	0	0.00%	0	0.00%	0	0.00%	0	0.00%
	Under Votes:	0	0.00%	0	0.00%	0	0.00%	0	0.00%
SECRETARY of STATE, Vote For 1									
	Stephen L. KNIPPER	0	0.00%	0	0.00%	46	51.69%	46	51.69%
	Alison Lundergan GRIMES	0	0.00%	0	0.00%	43	48.31%	43	48.31%
	Cast Votes:	0	0.00%	0	0.00%	89	98.89%	89	98.89%
	Over Votes:	0	0.00%	0	0.00%	0	0.00%	0	0.00%
	Under Votes:	0	0.00%	0	0.00%	1	1.11%	1	1.11%
ATTORNEY GENERAL, Vote For 1									
	Whitney H. WESTERFIELD	0	0.00%	0	0.00%	40	47.06%	40	47.06%
	Andy BESHEAR	0	0.00%	0	0.00%	45	52.94%	45	52.94%
	Cast Votes:	0	0.00%	0	0.00%	85	94.44%	85	94.44%
	Over Votes:	0	0.00%	0	0.00%	0	0.00%	0	0.00%
	Under Votes:	0	0.00%	0	0.00%	5	5.56%	5	5.56%
AUDITOR of PUBLIC ACCOUNTS, Vote For 1									
	Mike HARMON	0	0.00%	0	0.00%	44	55.00%	44	55.00%
	Adam H. EDELEN	0	0.00%	0	0.00%	36	45.00%	36	45.00%
	Cast Votes:	0	0.00%	0	0.00%	80	88.89%	80	88.89%
	Over Votes:	0	0.00%	0	0.00%	0	0.00%	0	0.00%
	Under Votes:	0	0.00%	0	0.00%	10	11.11%	10	11.11%

Total Number of Voters : 31,674 of 0 = 0.00%

Precincts Reporting 108 of 108 = 100.00%

Party	Candidate	Absentee		Early		Election		Total	
Precinct A125 (Ballots Cast: 90)									
STATE TREASURER, Vote For 1									
	Allison BALL	0	0.00%	0	0.00%	45	53.57%	45	53.57%
	Rick NELSON	0	0.00%	0	0.00%	39	46.43%	39	46.43%
	Cast Votes:	0	0.00%	0	0.00%	84	93.33%	84	93.33%
	Over Votes:	0	0.00%	0	0.00%	0	0.00%	0	0.00%
	Under Votes:	0	0.00%	0	0.00%	6	6.67%	6	6.67%
COMMISSIONER of AGRICULTURE, Vote For 1									
	Ryan F. QUARLES	0	0.00%	0	0.00%	45	55.56%	45	55.56%
	Jean-Marie LAWSON SPANN	0	0.00%	0	0.00%	36	44.44%	36	44.44%
	Cast Votes:	0	0.00%	0	0.00%	81	90.00%	81	90.00%
	Over Votes:	0	0.00%	0	0.00%	0	0.00%	0	0.00%
	Under Votes:	0	0.00%	0	0.00%	9	10.00%	9	10.00%

Party	Candidate	Absentee		Early		Election		Total	
Precinct A101 (Ballots Cast: 293)									
STRAIGHT PARTY, Vote For 1									
	Republican Party	0	0.00%	0	0.00%	64	41.56%	64	41.56%
	Democratic Party	0	0.00%	0	0.00%	90	58.44%	90	58.44%
	Cast Votes:	0	0.00%	0	0.00%	154	52.56%	154	52.56%
	Over Votes:	0	0.00%	0	0.00%	0	0.00%	0	0.00%
	Under Votes:	0	0.00%	0	0.00%	139	47.44%	139	47.44%
GOVERNOR and LIEUTENANT GOVERNOR, Vote For 1									
	Matt BEVIN Jenean HAMPTON	0	0.00%	0	0.00%	112	38.49%	112	38.49%
	Jack CONWAY Sannie OVERLY	0	0.00%	0	0.00%	171	58.76%	171	58.76%
	Drew CURTIS Heather CURTIS	0	0.00%	0	0.00%	8	2.75%	8	2.75%
	Gatewood B. GATEWOOD Elisabeth ANDERSON (W)	0	0.00%	0	0.00%	0	0.00%	0	0.00%
	GALBRAITH (W)	0	0.00%	0	0.00%	0	0.00%	0	0.00%
	Blackii Effing WHYTE Philip JACOBS (W)	0	0.00%	0	0.00%	0	0.00%	0	0.00%
	Cast Votes:	0	0.00%	0	0.00%	291	99.32%	291	99.32%
	Over Votes:	0	0.00%	0	0.00%	0	0.00%	0	0.00%
	Under Votes:	0	0.00%	0	0.00%	2	0.68%	2	0.68%
SECRETARY of STATE, Vote For 1									
	Stephen L. KNIPPER	0	0.00%	0	0.00%	120	41.24%	120	41.24%
	Alison Lundergan GRIMES	0	0.00%	0	0.00%	171	58.76%	171	58.76%
	Cast Votes:	0	0.00%	0	0.00%	291	99.32%	291	99.32%
	Over Votes:	0	0.00%	0	0.00%	0	0.00%	0	0.00%
	Under Votes:	0	0.00%	0	0.00%	2	0.68%	2	0.68%
ATTORNEY GENERAL, Vote For 1									
	Whitney H. WESTERFIELD	0	0.00%	0	0.00%	98	34.63%	98	34.63%
	Andy BESHEAR	0	0.00%	0	0.00%	185	65.37%	185	65.37%
	Cast Votes:	0	0.00%	0	0.00%	283	96.59%	283	96.59%
	Over Votes:	0	0.00%	0	0.00%	0	0.00%	0	0.00%
	Under Votes:	0	0.00%	0	0.00%	10	3.41%	10	3.41%
AUDITOR of PUBLIC ACCOUNTS, Vote For 1									
	Mike HARMON	0	0.00%	0	0.00%	110	39.57%	110	39.57%
	Adam H. EDELEN	0	0.00%	0	0.00%	168	60.43%	168	60.43%
	Cast Votes:	0	0.00%	0	0.00%	278	94.88%	278	94.88%
	Over Votes:	0	0.00%	0	0.00%	0	0.00%	0	0.00%
	Under Votes:	0	0.00%	0	0.00%	15	5.12%	15	5.12%

Total Number of Voters : 31,674 of 0 = 0.00%

Precincts Reporting 108 of 108 = 100.00%

Party	Candidate	Absentee		Early		Election		Total	
Precinct A101 (Ballots Cast: 293)									
STATE TREASURER, Vote For 1									
	Allison BALL	0	0.00%	0	0.00%	130	46.93%	130	46.93%
	Rick NELSON	0	0.00%	0	0.00%	147	53.07%	147	53.07%
	Cast Votes:	0	0.00%	0	0.00%	277	94.54%	277	94.54%
	Over Votes:	0	0.00%	0	0.00%	0	0.00%	0	0.00%
	Under Votes:	0	0.00%	0	0.00%	16	5.46%	16	5.46%
COMMISSIONER of AGRICULTURE, Vote For 1									
	Ryan F. QUARLES	0	0.00%	0	0.00%	121	44.00%	121	44.00%
	Jean-Marie LAWSON SPANN	0	0.00%	0	0.00%	154	56.00%	154	56.00%
	Cast Votes:	0	0.00%	0	0.00%	275	93.86%	275	93.86%
	Over Votes:	0	0.00%	0	0.00%	0	0.00%	0	0.00%
	Under Votes:	0	0.00%	0	0.00%	18	6.14%	18	6.14%
MEMBER BOARD of EDUCATION Covington Independent School District (Unexpired Term), Vote For 1									
	April Frese BROCKHOFF	0	0.00%	0	0.00%	166	100.00%	166	100.00%
	Cast Votes:	0	0.00%	0	0.00%	166	56.66%	166	56.66%
	Over Votes:	0	0.00%	0	0.00%	0	0.00%	0	0.00%
	Under Votes:	0	0.00%	0	0.00%	127	43.34%	127	43.34%

Party	Candidate	Absentee		Early		Election		Total	
Precinct A102 (Ballots Cast: 135)									
STRAIGHT PARTY, Vote For 1									
	Republican Party	0	0.00%	0	0.00%	14	20.59%	14	20.59%
	Democratic Party	0	0.00%	0	0.00%	54	79.41%	54	79.41%
	Cast Votes:	0	0.00%	0	0.00%	68	50.37%	68	50.37%
	Over Votes:	0	0.00%	0	0.00%	0	0.00%	0	0.00%
	Under Votes:	0	0.00%	0	0.00%	67	49.63%	67	49.63%
GOVERNOR and LIEUTENANT GOVERNOR, Vote For 1									
	Matt BEVIN Jenean HAMPTON	0	0.00%	0	0.00%	22	16.42%	22	16.42%
	Jack CONWAY Sannie OVERLY	0	0.00%	0	0.00%	107	79.85%	107	79.85%
	Drew CURTIS Heather CURTIS	0	0.00%	0	0.00%	5	3.73%	5	3.73%
	Gatewood B. GATEWOOD Elisabeth ANDERSON (W)	0	0.00%	0	0.00%	0	0.00%	0	0.00%
	GALBRAITH (W)	0	0.00%	0	0.00%	0	0.00%	0	0.00%
	Blackii Effing WHYTE Philip JACOBS (W)	0	0.00%	0	0.00%	0	0.00%	0	0.00%
	Cast Votes:	0	0.00%	0	0.00%	134	99.26%	134	99.26%
	Over Votes:	0	0.00%	0	0.00%	0	0.00%	0	0.00%
	Under Votes:	0	0.00%	0	0.00%	1	0.74%	1	0.74%
SECRETARY of STATE, Vote For 1									
	Stephen L. KNIPPER	0	0.00%	0	0.00%	29	21.48%	29	21.48%
	Alison Lundergan GRIMES	0	0.00%	0	0.00%	106	78.52%	106	78.52%
	Cast Votes:	0	0.00%	0	0.00%	135	100.00%	135	100.00%
	Over Votes:	0	0.00%	0	0.00%	0	0.00%	0	0.00%
	Under Votes:	0	0.00%	0	0.00%	0	0.00%	0	0.00%
ATTORNEY GENERAL, Vote For 1									
	Whitney H. WESTERFIELD	0	0.00%	0	0.00%	25	18.80%	25	18.80%
	Andy BESHEAR	0	0.00%	0	0.00%	108	81.20%	108	81.20%
	Cast Votes:	0	0.00%	0	0.00%	133	98.52%	133	98.52%
	Over Votes:	0	0.00%	0	0.00%	0	0.00%	0	0.00%
	Under Votes:	0	0.00%	0	0.00%	2	1.48%	2	1.48%
AUDITOR of PUBLIC ACCOUNTS, Vote For 1									
	Mike HARMON	0	0.00%	0	0.00%	31	24.41%	31	24.41%
	Adam H. EDELEN	0	0.00%	0	0.00%	96	75.59%	96	75.59%
	Cast Votes:	0	0.00%	0	0.00%	127	94.07%	127	94.07%
	Over Votes:	0	0.00%	0	0.00%	0	0.00%	0	0.00%
	Under Votes:	0	0.00%	0	0.00%	8	5.93%	8	5.93%

Total Number of Voters : 31,674 of 0 = 0.00%

Precincts Reporting 108 of 108 = 100.00%

Party	Candidate	Absentee		Early		Election		Total	
Precinct A102 (Ballots Cast: 135)									
STATE TREASURER, Vote For 1									
	Allison BALL	0	0.00%	0	0.00%	38	29.69%	38	29.69%
	Rick NELSON	0	0.00%	0	0.00%	90	70.31%	90	70.31%
	Cast Votes:	0	0.00%	0	0.00%	128	94.81%	128	94.81%
	Over Votes:	0	0.00%	0	0.00%	0	0.00%	0	0.00%
	Under Votes:	0	0.00%	0	0.00%	7	5.19%	7	5.19%
COMMISSIONER of AGRICULTURE, Vote For 1									
	Ryan F. QUARLES	0	0.00%	0	0.00%	28	22.40%	28	22.40%
	Jean-Marie LAWSON SPANN	0	0.00%	0	0.00%	97	77.60%	97	77.60%
	Cast Votes:	0	0.00%	0	0.00%	125	92.59%	125	92.59%
	Over Votes:	0	0.00%	0	0.00%	0	0.00%	0	0.00%
	Under Votes:	0	0.00%	0	0.00%	10	7.41%	10	7.41%
MEMBER BOARD of EDUCATION Covington Independent School District (Unexpired Term), Vote For 1									
	April Frese BROCKHOFF	0	0.00%	0	0.00%	63	100.00%	63	100.00%
	Cast Votes:	0	0.00%	0	0.00%	63	46.67%	63	46.67%
	Over Votes:	0	0.00%	0	0.00%	0	0.00%	0	0.00%
	Under Votes:	0	0.00%	0	0.00%	72	53.33%	72	53.33%

Total Number of Voters : 31,674 of 0 = 0.00%

Precincts Reporting 108 of 108 = 100.00%

Party	Candidate	Absentee		Early		Election		Total	
Precinct A103 (Ballots Cast: 206)									
STRAIGHT PARTY, Vote For 1									
	Republican Party	0	0.00%	0	0.00%	24	26.37%	24	26.37%
	Democratic Party	0	0.00%	0	0.00%	67	73.63%	67	73.63%
	Cast Votes:	0	0.00%	0	0.00%	91	44.17%	91	44.17%
	Over Votes:	0	0.00%	0	0.00%	0	0.00%	0	0.00%
	Under Votes:	0	0.00%	0	0.00%	115	55.83%	115	55.83%
GOVERNOR and LIEUTENANT GOVERNOR, Vote For 1									
	Matt BEVIN Jenean HAMPTON	0	0.00%	0	0.00%	51	24.88%	51	24.88%
	Jack CONWAY Sannie OVERLY	0	0.00%	0	0.00%	148	72.20%	148	72.20%
	Drew CURTIS Heather CURTIS	0	0.00%	0	0.00%	6	2.93%	6	2.93%
	Gatewood B. GATEWOOD Elisabeth ANDERSON (W)	0	0.00%	0	0.00%	0	0.00%	0	0.00%
	GALBRAITH (W)	0	0.00%	0	0.00%	0	0.00%	0	0.00%
	Blackii Effing WHYTE Philip JACOBS (W)	0	0.00%	0	0.00%	0	0.00%	0	0.00%
	Cast Votes:	0	0.00%	0	0.00%	205	99.51%	205	99.51%
	Over Votes:	0	0.00%	0	0.00%	0	0.00%	0	0.00%
	Under Votes:	0	0.00%	0	0.00%	1	0.49%	1	0.49%
SECRETARY of STATE, Vote For 1									
	Stephen L. KNIPPER	0	0.00%	0	0.00%	59	29.06%	59	29.06%
	Alison Lundergan GRIMES	0	0.00%	0	0.00%	144	70.94%	144	70.94%
	Cast Votes:	0	0.00%	0	0.00%	203	98.54%	203	98.54%
	Over Votes:	0	0.00%	0	0.00%	0	0.00%	0	0.00%
	Under Votes:	0	0.00%	0	0.00%	3	1.46%	3	1.46%
ATTORNEY GENERAL, Vote For 1									
	Whitney H. WESTERFIELD	0	0.00%	0	0.00%	54	27.00%	54	27.00%
	Andy BESHEAR	0	0.00%	0	0.00%	146	73.00%	146	73.00%
	Cast Votes:	0	0.00%	0	0.00%	200	97.09%	200	97.09%
	Over Votes:	0	0.00%	0	0.00%	0	0.00%	0	0.00%
	Under Votes:	0	0.00%	0	0.00%	6	2.91%	6	2.91%
AUDITOR of PUBLIC ACCOUNTS, Vote For 1									
	Mike HARMON	0	0.00%	0	0.00%	60	31.25%	60	31.25%
	Adam H. EDELEN	0	0.00%	0	0.00%	132	68.75%	132	68.75%
	Cast Votes:	0	0.00%	0	0.00%	192	93.20%	192	93.20%
	Over Votes:	0	0.00%	0	0.00%	0	0.00%	0	0.00%
	Under Votes:	0	0.00%	0	0.00%	14	6.80%	14	6.80%

Total Number of Voters : 31,674 of 0 = 0.00%

Precincts Reporting 108 of 108 = 100.00%

Party	Candidate	Absentee		Early		Election		Total	
Precinct A103 (Ballots Cast: 206)									
STATE TREASURER, Vote For 1									
	Allison BALL	0	0.00%	0	0.00%	68	35.42%	68	35.42%
	Rick NELSON	0	0.00%	0	0.00%	124	64.58%	124	64.58%
	Cast Votes:	0	0.00%	0	0.00%	192	93.20%	192	93.20%
	Over Votes:	0	0.00%	0	0.00%	0	0.00%	0	0.00%
	Under Votes:	0	0.00%	0	0.00%	14	6.80%	14	6.80%
COMMISSIONER of AGRICULTURE, Vote For 1									
	Ryan F. QUARLES	0	0.00%	0	0.00%	65	33.85%	65	33.85%
	Jean-Marie LAWSON SPANN	0	0.00%	0	0.00%	127	66.15%	127	66.15%
	Cast Votes:	0	0.00%	0	0.00%	192	93.20%	192	93.20%
	Over Votes:	0	0.00%	0	0.00%	0	0.00%	0	0.00%
	Under Votes:	0	0.00%	0	0.00%	14	6.80%	14	6.80%
MEMBER BOARD of EDUCATION Covington Independent School District (Unexpired Term), Vote For 1									
	April Frese BROCKHOFF	0	0.00%	0	0.00%	122	100.00%	122	100.00%
	Cast Votes:	0	0.00%	0	0.00%	122	59.22%	122	59.22%
	Over Votes:	0	0.00%	0	0.00%	0	0.00%	0	0.00%
	Under Votes:	0	0.00%	0	0.00%	84	40.78%	84	40.78%

Total Number of Voters : 31,674 of 0 = 0.00%

Precincts Reporting 108 of 108 = 100.00%

Party / Candidate	Absentee		Early		Election		Total	
Precinct A104 (Ballots Cast: 155)								
STRAIGHT PARTY, Vote For 1								
Republican Party	0	0.00%	0	0.00%	36	50.00%	36	50.00%
Democratic Party	0	0.00%	0	0.00%	36	50.00%	36	50.00%
Cast Votes:	0	0.00%	0	0.00%	72	46.45%	72	46.45%
Over Votes:	0	0.00%	0	0.00%	0	0.00%	0	0.00%
Under Votes:	0	0.00%	0	0.00%	83	53.55%	83	53.55%
GOVERNOR and LIEUTENANT GOVERNOR, Vote For 1								
Matt BEVIN Jenean HAMPTON	0	0.00%	0	0.00%	76	49.67%	76	49.67%
Jack CONWAY Sannie OVERLY	0	0.00%	0	0.00%	70	45.75%	70	45.75%
Drew CURTIS Heather CURTIS	0	0.00%	0	0.00%	7	4.58%	7	4.58%
Gatewood B. GATEWOOD Elisabeth ANDERSON (W)	0	0.00%	0	0.00%	0	0.00%	0	0.00%
GALBRAITH (W)	0	0.00%	0	0.00%	0	0.00%	0	0.00%
Blackii Effing WHYTE Philip JACOBS (W)	0	0.00%	0	0.00%	0	0.00%	0	0.00%
Cast Votes:	0	0.00%	0	0.00%	153	98.71%	153	98.71%
Over Votes:	0	0.00%	0	0.00%	0	0.00%	0	0.00%
Under Votes:	0	0.00%	0	0.00%	2	1.29%	2	1.29%
SECRETARY of STATE, Vote For 1								
Stephen L. KNIPPER	0	0.00%	0	0.00%	75	49.67%	75	49.67%
Alison Lundergan GRIMES	0	0.00%	0	0.00%	76	50.33%	76	50.33%
Cast Votes:	0	0.00%	0	0.00%	151	97.42%	151	97.42%
Over Votes:	0	0.00%	0	0.00%	0	0.00%	0	0.00%
Under Votes:	0	0.00%	0	0.00%	4	2.58%	4	2.58%
ATTORNEY GENERAL, Vote For 1								
Whitney H. WESTERFIELD	0	0.00%	0	0.00%	62	41.06%	62	41.06%
Andy BESHEAR	0	0.00%	0	0.00%	89	58.94%	89	58.94%
Cast Votes:	0	0.00%	0	0.00%	151	97.42%	151	97.42%
Over Votes:	0	0.00%	0	0.00%	0	0.00%	0	0.00%
Under Votes:	0	0.00%	0	0.00%	4	2.58%	4	2.58%
AUDITOR of PUBLIC ACCOUNTS, Vote For 1								
Mike HARMON	0	0.00%	0	0.00%	72	48.65%	72	48.65%
Adam H. EDELEN	0	0.00%	0	0.00%	76	51.35%	76	51.35%
Cast Votes:	0	0.00%	0	0.00%	148	95.48%	148	95.48%
Over Votes:	0	0.00%	0	0.00%	0	0.00%	0	0.00%
Under Votes:	0	0.00%	0	0.00%	7	4.52%	7	4.52%

Total Number of Voters : 31,674 of 0 = 0.00%

Precincts Reporting 108 of 108 = 100.00%

Party	Candidate	Absentee		Early		Election		Total	
Precinct A104 (Ballots Cast: 155)									
STATE TREASURER, Vote For 1									
	Allison BALL	0	0.00%	0	0.00%	84	56.00%	84	56.00%
	Rick NELSON	0	0.00%	0	0.00%	66	44.00%	66	44.00%
	Cast Votes:	0	0.00%	0	0.00%	150	96.77%	150	96.77%
	Over Votes:	0	0.00%	0	0.00%	0	0.00%	0	0.00%
	Under Votes:	0	0.00%	0	0.00%	5	3.23%	5	3.23%
COMMISSIONER of AGRICULTURE, Vote For 1									
	Ryan F. QUARLES	0	0.00%	0	0.00%	79	53.38%	79	53.38%
	Jean-Marie LAWSON SPANN	0	0.00%	0	0.00%	69	46.62%	69	46.62%
	Cast Votes:	0	0.00%	0	0.00%	148	95.48%	148	95.48%
	Over Votes:	0	0.00%	0	0.00%	0	0.00%	0	0.00%
	Under Votes:	0	0.00%	0	0.00%	7	4.52%	7	4.52%
MEMBER BOARD of EDUCATION Covington Independent School District (Unexpired Term), Vote For 1									
	April Frese BROCKHOFF	0	0.00%	0	0.00%	52	100.00%	52	100.00%
	Cast Votes:	0	0.00%	0	0.00%	52	78.79%	52	78.79%
	Over Votes:	0	0.00%	0	0.00%	0	0.00%	0	0.00%
	Under Votes:	0	0.00%	0	0.00%	14	21.21%	14	21.21%

Party	Candidate	Absentee		Early		Election		Total	
Precinct A105 (Ballots Cast: 125)									
STRAIGHT PARTY, Vote For 1									
	Republican Party	0	0.00%	0	0.00%	26	39.39%	26	39.39%
	Democratic Party	0	0.00%	0	0.00%	40	60.61%	40	60.61%
	Cast Votes:	0	0.00%	0	0.00%	66	52.80%	66	52.80%
	Over Votes:	0	0.00%	0	0.00%	0	0.00%	0	0.00%
	Under Votes:	0	0.00%	0	0.00%	59	47.20%	59	47.20%
GOVERNOR and LIEUTENANT GOVERNOR, Vote For 1									
	Matt BEVIN Jenean HAMPTON	0	0.00%	0	0.00%	40	32.26%	40	32.26%
	Jack CONWAY Sannie OVERLY	0	0.00%	0	0.00%	78	62.90%	78	62.90%
	Drew CURTIS Heather CURTIS	0	0.00%	0	0.00%	6	4.84%	6	4.84%
	Gatewood B. GATEWOOD Elisabeth ANDERSON (W)	0	0.00%	0	0.00%	0	0.00%	0	0.00%
	GALBRAITH (W)	0	0.00%	0	0.00%	0	0.00%	0	0.00%
	Blackii Effing WHYTE Philip JACOBS (W)	0	0.00%	0	0.00%	0	0.00%	0	0.00%
	Cast Votes:	0	0.00%	0	0.00%	124	99.20%	124	99.20%
	Over Votes:	0	0.00%	0	0.00%	0	0.00%	0	0.00%
	Under Votes:	0	0.00%	0	0.00%	1	0.80%	1	0.80%
SECRETARY of STATE, Vote For 1									
	Stephen L. KNIPPER	0	0.00%	0	0.00%	41	33.33%	41	33.33%
	Alison Lundergan GRIMES	0	0.00%	0	0.00%	82	66.67%	82	66.67%
	Cast Votes:	0	0.00%	0	0.00%	123	98.40%	123	98.40%
	Over Votes:	0	0.00%	0	0.00%	0	0.00%	0	0.00%
	Under Votes:	0	0.00%	0	0.00%	2	1.60%	2	1.60%
ATTORNEY GENERAL, Vote For 1									
	Whitney H. WESTERFIELD	0	0.00%	0	0.00%	38	31.40%	38	31.40%
	Andy BESHEAR	0	0.00%	0	0.00%	83	68.60%	83	68.60%
	Cast Votes:	0	0.00%	0	0.00%	121	96.80%	121	96.80%
	Over Votes:	0	0.00%	0	0.00%	0	0.00%	0	0.00%
	Under Votes:	0	0.00%	0	0.00%	4	3.20%	4	3.20%
AUDITOR of PUBLIC ACCOUNTS, Vote For 1									
	Mike HARMON	0	0.00%	0	0.00%	47	38.84%	47	38.84%
	Adam H. EDELEN	0	0.00%	0	0.00%	74	61.16%	74	61.16%
	Cast Votes:	0	0.00%	0	0.00%	121	96.80%	121	96.80%
	Over Votes:	0	0.00%	0	0.00%	0	0.00%	0	0.00%
	Under Votes:	0	0.00%	0	0.00%	4	3.20%	4	3.20%

Total Number of Voters : 31,674 of 0 = 0.00%

Precincts Reporting 108 of 108 = 100.00%

Party	Candidate	Absentee		Early		Election		Total	
Precinct A105 (Ballots Cast: 125)									
STATE TREASURER, Vote For 1									
	Allison BALL	0	0.00%	0	0.00%	49	40.83%	49	40.83%
	Rick NELSON	0	0.00%	0	0.00%	71	59.17%	71	59.17%
	Cast Votes:	0	0.00%	0	0.00%	120	96.00%	120	96.00%
	Over Votes:	0	0.00%	0	0.00%	0	0.00%	0	0.00%
	Under Votes:	0	0.00%	0	0.00%	5	4.00%	5	4.00%
COMMISSIONER of AGRICULTURE, Vote For 1									
	Ryan F. QUARLES	0	0.00%	0	0.00%	40	33.90%	40	33.90%
	Jean-Marie LAWSON SPANN	0	0.00%	0	0.00%	78	66.10%	78	66.10%
	Cast Votes:	0	0.00%	0	0.00%	118	94.40%	118	94.40%
	Over Votes:	0	0.00%	0	0.00%	0	0.00%	0	0.00%
	Under Votes:	0	0.00%	0	0.00%	7	5.60%	7	5.60%
MEMBER BOARD of EDUCATION Covington Independent School District (Unexpired Term), Vote For 1									
	April Frese BROCKHOFF	0	0.00%	0	0.00%	83	100.00%	83	100.00%
	Cast Votes:	0	0.00%	0	0.00%	83	66.40%	83	66.40%
	Over Votes:	0	0.00%	0	0.00%	0	0.00%	0	0.00%
	Under Votes:	0	0.00%	0	0.00%	42	33.60%	42	33.60%

Party	Candidate	Absentee		Early		Election		Total	
Precinct A106 (Ballots Cast: 187)									
STRAIGHT PARTY, Vote For 1									
	Republican Party	0	0.00%	0	0.00%	16	17.20%	16	17.20%
	Democratic Party	0	0.00%	0	0.00%	77	82.80%	77	82.80%
	Cast Votes:	0	0.00%	0	0.00%	93	49.73%	93	49.73%
	Over Votes:	0	0.00%	0	0.00%	0	0.00%	0	0.00%
	Under Votes:	0	0.00%	0	0.00%	94	50.27%	94	50.27%
GOVERNOR and LIEUTENANT GOVERNOR, Vote For 1									
	Matt BEVIN Jenean HAMPTON	0	0.00%	0	0.00%	46	24.73%	46	24.73%
	Jack CONWAY Sannie OVERLY	0	0.00%	0	0.00%	135	72.58%	135	72.58%
	Drew CURTIS Heather CURTIS	0	0.00%	0	0.00%	5	2.69%	5	2.69%
	Gatewood B. GATEWOOD Elisabeth ANDERSON (W)	0	0.00%	0	0.00%	0	0.00%	0	0.00%
	GALBRAITH (W)	0	0.00%	0	0.00%	0	0.00%	0	0.00%
	Blackii Effing WHYTE Philip JACOBS (W)	0	0.00%	0	0.00%	0	0.00%	0	0.00%
	Cast Votes:	0	0.00%	0	0.00%	186	99.47%	186	99.47%
	Over Votes:	0	0.00%	0	0.00%	0	0.00%	0	0.00%
	Under Votes:	0	0.00%	0	0.00%	1	0.53%	1	0.53%
SECRETARY of STATE, Vote For 1									
	Stephen L. KNIPPER	0	0.00%	0	0.00%	42	22.83%	42	22.83%
	Alison Lundergan GRIMES	0	0.00%	0	0.00%	142	77.17%	142	77.17%
	Cast Votes:	0	0.00%	0	0.00%	184	98.40%	184	98.40%
	Over Votes:	0	0.00%	0	0.00%	0	0.00%	0	0.00%
	Under Votes:	0	0.00%	0	0.00%	3	1.60%	3	1.60%
ATTORNEY GENERAL, Vote For 1									
	Whitney H. WESTERFIELD	0	0.00%	0	0.00%	38	20.54%	38	20.54%
	Andy BESHEAR	0	0.00%	0	0.00%	147	79.46%	147	79.46%
	Cast Votes:	0	0.00%	0	0.00%	185	98.93%	185	98.93%
	Over Votes:	0	0.00%	0	0.00%	0	0.00%	0	0.00%
	Under Votes:	0	0.00%	0	0.00%	2	1.07%	2	1.07%
AUDITOR of PUBLIC ACCOUNTS, Vote For 1									
	Mike HARMON	0	0.00%	0	0.00%	41	22.78%	41	22.78%
	Adam H. EDELEN	0	0.00%	0	0.00%	139	77.22%	139	77.22%
	Cast Votes:	0	0.00%	0	0.00%	180	96.26%	180	96.26%
	Over Votes:	0	0.00%	0	0.00%	0	0.00%	0	0.00%
	Under Votes:	0	0.00%	0	0.00%	7	3.74%	7	3.74%

Total Number of Voters : 31,674 of 0 = 0.00%

Precincts Reporting 108 of 108 = 100.00%

Party	Candidate	Absentee		Early		Election		Total	
Precinct A106 (Ballots Cast: 187)									
STATE TREASURER, Vote For 1									
	Allison BALL	0	0.00%	0	0.00%	48	26.67%	48	26.67%
	Rick NELSON	0	0.00%	0	0.00%	132	73.33%	132	73.33%
	Cast Votes:	0	0.00%	0	0.00%	180	96.26%	180	96.26%
	Over Votes:	0	0.00%	0	0.00%	0	0.00%	0	0.00%
	Under Votes:	0	0.00%	0	0.00%	7	3.74%	7	3.74%
COMMISSIONER of AGRICULTURE, Vote For 1									
	Ryan F. QUARLES	0	0.00%	0	0.00%	44	24.86%	44	24.86%
	Jean-Marie LAWSON SPANN	0	0.00%	0	0.00%	133	75.14%	133	75.14%
	Cast Votes:	0	0.00%	0	0.00%	177	94.65%	177	94.65%
	Over Votes:	0	0.00%	0	0.00%	0	0.00%	0	0.00%
	Under Votes:	0	0.00%	0	0.00%	10	5.35%	10	5.35%
MEMBER BOARD of EDUCATION Covington Independent School District (Unexpired Term), Vote For 1									
	April Frese BROCKHOFF	0	0.00%	0	0.00%	100	100.00%	100	100.00%
	Cast Votes:	0	0.00%	0	0.00%	100	53.48%	100	53.48%
	Over Votes:	0	0.00%	0	0.00%	0	0.00%	0	0.00%
	Under Votes:	0	0.00%	0	0.00%	87	46.52%	87	46.52%

Total Number of Voters : 31,674 of 0 = 0.00%

Precincts Reporting 108 of 108 = 100.00%

Party	Candidate	Absentee		Early		Election		Total	
Precinct A107 (Ballots Cast: 199)									
STRAIGHT PARTY, Vote For 1									
	Republican Party	0	0.00%	0	0.00%	31	31.00%	31	31.00%
	Democratic Party	0	0.00%	0	0.00%	69	69.00%	69	69.00%
	Cast Votes:	0	0.00%	0	0.00%	100	50.25%	100	50.25%
	Over Votes:	0	0.00%	0	0.00%	0	0.00%	0	0.00%
	Under Votes:	0	0.00%	0	0.00%	99	49.75%	99	49.75%
GOVERNOR and LIEUTENANT GOVERNOR, Vote For 1									
	Matt BEVIN Jenean HAMPTON	0	0.00%	0	0.00%	59	29.80%	59	29.80%
	Jack CONWAY Sannie OVERLY	0	0.00%	0	0.00%	128	64.65%	128	64.65%
	Drew CURTIS Heather CURTIS	0	0.00%	0	0.00%	11	5.56%	11	5.56%
	Gatewood B. GATEWOOD Elisabeth ANDERSON (W)	0	0.00%	0	0.00%	0	0.00%	0	0.00%
	GALBRAITH (W)	0	0.00%	0	0.00%	0	0.00%	0	0.00%
	Blackii Effing WHYTE Philip JACOBS (W)	0	0.00%	0	0.00%	0	0.00%	0	0.00%
	Cast Votes:	0	0.00%	0	0.00%	198	99.50%	198	99.50%
	Over Votes:	0	0.00%	0	0.00%	0	0.00%	0	0.00%
	Under Votes:	0	0.00%	0	0.00%	1	0.50%	1	0.50%
SECRETARY of STATE, Vote For 1									
	Stephen L. KNIPPER	0	0.00%	0	0.00%	61	30.81%	61	30.81%
	Alison Lundergan GRIMES	0	0.00%	0	0.00%	137	69.19%	137	69.19%
	Cast Votes:	0	0.00%	0	0.00%	198	99.50%	198	99.50%
	Over Votes:	0	0.00%	0	0.00%	0	0.00%	0	0.00%
	Under Votes:	0	0.00%	0	0.00%	1	0.50%	1	0.50%
ATTORNEY GENERAL, Vote For 1									
	Whitney H. WESTERFIELD	0	0.00%	0	0.00%	54	27.69%	54	27.69%
	Andy BESHEAR	0	0.00%	0	0.00%	141	72.31%	141	72.31%
	Cast Votes:	0	0.00%	0	0.00%	195	97.99%	195	97.99%
	Over Votes:	0	0.00%	0	0.00%	0	0.00%	0	0.00%
	Under Votes:	0	0.00%	0	0.00%	4	2.01%	4	2.01%
AUDITOR of PUBLIC ACCOUNTS, Vote For 1									
	Mike HARMON	0	0.00%	0	0.00%	62	33.16%	62	33.16%
	Adam H. EDELEN	0	0.00%	0	0.00%	125	66.84%	125	66.84%
	Cast Votes:	0	0.00%	0	0.00%	187	93.97%	187	93.97%
	Over Votes:	0	0.00%	0	0.00%	0	0.00%	0	0.00%
	Under Votes:	0	0.00%	0	0.00%	12	6.03%	12	6.03%

Total Number of Voters : 31,674 of 0 = 0.00%

Precincts Reporting 108 of 108 = 100.00%

Party	Candidate	Absentee		Early		Election		Total	
Precinct A107 (Ballots Cast: 199)									
STATE TREASURER, Vote For 1									
	Allison BALL	0	0.00%	0	0.00%	74	39.78%	74	39.78%
	Rick NELSON	0	0.00%	0	0.00%	112	60.22%	112	60.22%
	Cast Votes:	0	0.00%	0	0.00%	186	93.47%	186	93.47%
	Over Votes:	0	0.00%	0	0.00%	0	0.00%	0	0.00%
	Under Votes:	0	0.00%	0	0.00%	13	6.53%	13	6.53%
COMMISSIONER of AGRICULTURE, Vote For 1									
	Ryan F. QUARLES	0	0.00%	0	0.00%	66	36.07%	66	36.07%
	Jean-Marie LAWSON SPANN	0	0.00%	0	0.00%	117	63.93%	117	63.93%
	Cast Votes:	0	0.00%	0	0.00%	183	91.96%	183	91.96%
	Over Votes:	0	0.00%	0	0.00%	0	0.00%	0	0.00%
	Under Votes:	0	0.00%	0	0.00%	16	8.04%	16	8.04%
MEMBER BOARD of EDUCATION Covington Independent School District (Unexpired Term), Vote For 1									
	April Frese BROCKHOFF	0	0.00%	0	0.00%	110	100.00%	110	100.00%
	Cast Votes:	0	0.00%	0	0.00%	110	55.28%	110	55.28%
	Over Votes:	0	0.00%	0	0.00%	0	0.00%	0	0.00%
	Under Votes:	0	0.00%	0	0.00%	89	44.72%	89	44.72%

Party	Candidate	Absentee		Early		Election		Total	
Precinct A108 (Ballots Cast: 220)									
STRAIGHT PARTY, Vote For 1									
	Republican Party	0	0.00%	0	0.00%	35	29.91%	35	29.91%
	Democratic Party	0	0.00%	0	0.00%	82	70.09%	82	70.09%
	Cast Votes:	0	0.00%	0	0.00%	117	53.18%	117	53.18%
	Over Votes:	0	0.00%	0	0.00%	0	0.00%	0	0.00%
	Under Votes:	0	0.00%	0	0.00%	103	46.82%	103	46.82%
GOVERNOR and LIEUTENANT GOVERNOR, Vote For 1									
	Matt BEVIN Jenean HAMPTON	0	0.00%	0	0.00%	68	31.19%	68	31.19%
	Jack CONWAY Sannie OVERLY	0	0.00%	0	0.00%	131	60.09%	131	60.09%
	Drew CURTIS Heather CURTIS	0	0.00%	0	0.00%	19	8.72%	19	8.72%
	Gatewood B. GATEWOOD Elisabeth ANDERSON (W)	0	0.00%	0	0.00%	0	0.00%	0	0.00%
	GALBRAITH (W)	0	0.00%	0	0.00%	0	0.00%	0	0.00%
	Blackii Effing WHYTE Philip JACOBS (W)	0	0.00%	0	0.00%	0	0.00%	0	0.00%
	Cast Votes:	0	0.00%	0	0.00%	218	99.09%	218	99.09%
	Over Votes:	0	0.00%	0	0.00%	0	0.00%	0	0.00%
	Under Votes:	0	0.00%	0	0.00%	2	0.91%	2	0.91%
SECRETARY of STATE, Vote For 1									
	Stephen L. KNIPPER	0	0.00%	0	0.00%	79	36.41%	79	36.41%
	Alison Lundergan GRIMES	0	0.00%	0	0.00%	138	63.59%	138	63.59%
	Cast Votes:	0	0.00%	0	0.00%	217	98.64%	217	98.64%
	Over Votes:	0	0.00%	0	0.00%	0	0.00%	0	0.00%
	Under Votes:	0	0.00%	0	0.00%	3	1.36%	3	1.36%
ATTORNEY GENERAL, Vote For 1									
	Whitney H. WESTERFIELD	0	0.00%	0	0.00%	66	30.99%	66	30.99%
	Andy BESHEAR	0	0.00%	0	0.00%	147	69.01%	147	69.01%
	Cast Votes:	0	0.00%	0	0.00%	213	96.82%	213	96.82%
	Over Votes:	0	0.00%	0	0.00%	0	0.00%	0	0.00%
	Under Votes:	0	0.00%	0	0.00%	7	3.18%	7	3.18%
AUDITOR of PUBLIC ACCOUNTS, Vote For 1									
	Mike HARMON	0	0.00%	0	0.00%	77	36.84%	77	36.84%
	Adam H. EDELEN	0	0.00%	0	0.00%	132	63.16%	132	63.16%
	Cast Votes:	0	0.00%	0	0.00%	209	95.00%	209	95.00%
	Over Votes:	0	0.00%	0	0.00%	0	0.00%	0	0.00%
	Under Votes:	0	0.00%	0	0.00%	11	5.00%	11	5.00%

Total Number of Voters : 31,674 of 0 = 0.00%

Precincts Reporting 108 of 108 = 100.00%

Party	Candidate	Absentee		Early		Election		Total	
Precinct A108 (Ballots Cast: 220)									
STATE TREASURER, Vote For 1									
	Allison BALL	0	0.00%	0	0.00%	80	37.74%	80	37.74%
	Rick NELSON	0	0.00%	0	0.00%	132	62.26%	132	62.26%
	Cast Votes:	0	0.00%	0	0.00%	212	96.36%	212	96.36%
	Over Votes:	0	0.00%	0	0.00%	0	0.00%	0	0.00%
	Under Votes:	0	0.00%	0	0.00%	8	3.64%	8	3.64%
COMMISSIONER of AGRICULTURE, Vote For 1									
	Ryan F. QUARLES	0	0.00%	0	0.00%	75	35.21%	75	35.21%
	Jean-Marie LAWSON SPANN	0	0.00%	0	0.00%	138	64.79%	138	64.79%
	Cast Votes:	0	0.00%	0	0.00%	213	96.82%	213	96.82%
	Over Votes:	0	0.00%	0	0.00%	0	0.00%	0	0.00%
	Under Votes:	0	0.00%	0	0.00%	7	3.18%	7	3.18%
MEMBER BOARD of EDUCATION Covington Independent School District (Unexpired Term), Vote For 1									
	April Frese BROCKHOFF	0	0.00%	0	0.00%	130	100.00%	130	100.00%
	Cast Votes:	0	0.00%	0	0.00%	130	59.09%	130	59.09%
	Over Votes:	0	0.00%	0	0.00%	0	0.00%	0	0.00%
	Under Votes:	0	0.00%	0	0.00%	90	40.91%	90	40.91%

Party	Candidate	Absentee		Early		Election		Total	
Precinct A109 (Ballots Cast: 156)									
STRAIGHT PARTY, Vote For 1									
	Republican Party	0	0.00%	0	0.00%	33	42.86%	33	42.86%
	Democratic Party	0	0.00%	0	0.00%	44	57.14%	44	57.14%
	Cast Votes:	0	0.00%	0	0.00%	77	49.36%	77	49.36%
	Over Votes:	0	0.00%	0	0.00%	0	0.00%	0	0.00%
	Under Votes:	0	0.00%	0	0.00%	79	50.64%	79	50.64%
GOVERNOR and LIEUTENANT GOVERNOR, Vote For 1									
	Matt BEVIN Jenean HAMPTON	0	0.00%	0	0.00%	60	38.71%	60	38.71%
	Jack CONWAY Sannie OVERLY	0	0.00%	0	0.00%	83	53.55%	83	53.55%
	Drew CURTIS Heather CURTIS	0	0.00%	0	0.00%	12	7.74%	12	7.74%
	Gatewood B. GATEWOOD Elisabeth ANDERSON (W)	0	0.00%	0	0.00%	0	0.00%	0	0.00%
	GALBRAITH (W)	0	0.00%	0	0.00%	0	0.00%	0	0.00%
	Blackii Effing WHYTE Philip JACOBS (W)	0	0.00%	0	0.00%	0	0.00%	0	0.00%
	Cast Votes:	0	0.00%	0	0.00%	155	99.36%	155	99.36%
	Over Votes:	0	0.00%	0	0.00%	0	0.00%	0	0.00%
	Under Votes:	0	0.00%	0	0.00%	1	0.64%	1	0.64%
SECRETARY of STATE, Vote For 1									
	Stephen L. KNIPPER	0	0.00%	0	0.00%	58	38.16%	58	38.16%
	Alison Lundergan GRIMES	0	0.00%	0	0.00%	94	61.84%	94	61.84%
	Cast Votes:	0	0.00%	0	0.00%	152	97.44%	152	97.44%
	Over Votes:	0	0.00%	0	0.00%	0	0.00%	0	0.00%
	Under Votes:	0	0.00%	0	0.00%	4	2.56%	4	2.56%
ATTORNEY GENERAL, Vote For 1									
	Whitney H. WESTERFIELD	0	0.00%	0	0.00%	57	37.25%	57	37.25%
	Andy BESHEAR	0	0.00%	0	0.00%	96	62.75%	96	62.75%
	Cast Votes:	0	0.00%	0	0.00%	153	98.08%	153	98.08%
	Over Votes:	0	0.00%	0	0.00%	0	0.00%	0	0.00%
	Under Votes:	0	0.00%	0	0.00%	3	1.92%	3	1.92%
AUDITOR of PUBLIC ACCOUNTS, Vote For 1									
	Mike HARMON	0	0.00%	0	0.00%	67	45.89%	67	45.89%
	Adam H. EDELEN	0	0.00%	0	0.00%	79	54.11%	79	54.11%
	Cast Votes:	0	0.00%	0	0.00%	146	93.59%	146	93.59%
	Over Votes:	0	0.00%	0	0.00%	0	0.00%	0	0.00%
	Under Votes:	0	0.00%	0	0.00%	10	6.41%	10	6.41%

Precinct Report — Unofficial

GENERAL ELECTION HELD ON — OFFICIAL BALLOT FOR KENTON COUNTY — November 03, 2015

11/04/2015 02:04 PM

Total Number of Voters : 31,674 of 0 = 0.00%

Precincts Reporting 108 of 108 = 100.00%

Party	Candidate	Absentee		Early		Election		Total	
Precinct A109 (Ballots Cast: 156)									
STATE TREASURER, Vote For 1									
	Allison BALL	0	0.00%	0	0.00%	72	48.65%	72	48.65%
	Rick NELSON	0	0.00%	0	0.00%	76	51.35%	76	51.35%
	Cast Votes:	0	0.00%	0	0.00%	148	94.87%	148	94.87%
	Over Votes:	0	0.00%	0	0.00%	0	0.00%	0	0.00%
	Under Votes:	0	0.00%	0	0.00%	8	5.13%	8	5.13%
COMMISSIONER of AGRICULTURE, Vote For 1									
	Ryan F. QUARLES	0	0.00%	0	0.00%	65	43.92%	65	43.92%
	Jean-Marie LAWSON SPANN	0	0.00%	0	0.00%	83	56.08%	83	56.08%
	Cast Votes:	0	0.00%	0	0.00%	148	94.87%	148	94.87%
	Over Votes:	0	0.00%	0	0.00%	0	0.00%	0	0.00%
	Under Votes:	0	0.00%	0	0.00%	8	5.13%	8	5.13%
MEMBER BOARD of EDUCATION Covington Independent School District (Unexpired Term), Vote For 1									
	April Frese BROCKHOFF	0	0.00%	0	0.00%	102	100.00%	102	100.00%
	Cast Votes:	0	0.00%	0	0.00%	102	65.38%	102	65.38%
	Over Votes:	0	0.00%	0	0.00%	0	0.00%	0	0.00%
	Under Votes:	0	0.00%	0	0.00%	54	34.62%	54	34.62%

Party	Candidate	Absentee		Early		Election		Total	
Precinct A110 (Ballots Cast: 123)									
STRAIGHT PARTY, Vote For 1									
	Republican Party	0	0.00%	0	0.00%	32	49.23%	32	49.23%
	Democratic Party	0	0.00%	0	0.00%	33	50.77%	33	50.77%
	Cast Votes:	0	0.00%	0	0.00%	65	52.85%	65	52.85%
	Over Votes:	0	0.00%	0	0.00%	0	0.00%	0	0.00%
	Under Votes:	0	0.00%	0	0.00%	58	47.15%	58	47.15%
GOVERNOR and LIEUTENANT GOVERNOR, Vote For 1									
	Matt BEVIN Jenean HAMPTON	0	0.00%	0	0.00%	59	47.97%	59	47.97%
	Jack CONWAY Sannie OVERLY	0	0.00%	0	0.00%	58	47.15%	58	47.15%
	Drew CURTIS Heather CURTIS	0	0.00%	0	0.00%	6	4.88%	6	4.88%
	Gatewood B. GATEWOOD Elisabeth ANDERSON (W)	0	0.00%	0	0.00%	0	0.00%	0	0.00%
	GALBRAITH (W)	0	0.00%	0	0.00%	0	0.00%	0	0.00%
	Blackii Effing WHYTE Philip JACOBS (W)	0	0.00%	0	0.00%	0	0.00%	0	0.00%
	Cast Votes:	0	0.00%	0	0.00%	123	100.00%	123	100.00%
	Over Votes:	0	0.00%	0	0.00%	0	0.00%	0	0.00%
	Under Votes:	0	0.00%	0	0.00%	0	0.00%	0	0.00%
SECRETARY of STATE, Vote For 1									
	Stephen L. KNIPPER	0	0.00%	0	0.00%	58	47.93%	58	47.93%
	Alison Lundergan GRIMES	0	0.00%	0	0.00%	63	52.07%	63	52.07%
	Cast Votes:	0	0.00%	0	0.00%	121	98.37%	121	98.37%
	Over Votes:	0	0.00%	0	0.00%	0	0.00%	0	0.00%
	Under Votes:	0	0.00%	0	0.00%	2	1.63%	2	1.63%
ATTORNEY GENERAL, Vote For 1									
	Whitney H. WESTERFIELD	0	0.00%	0	0.00%	49	39.84%	49	39.84%
	Andy BESHEAR	0	0.00%	0	0.00%	74	60.16%	74	60.16%
	Cast Votes:	0	0.00%	0	0.00%	123	100.00%	123	100.00%
	Over Votes:	0	0.00%	0	0.00%	0	0.00%	0	0.00%
	Under Votes:	0	0.00%	0	0.00%	0	0.00%	0	0.00%
AUDITOR of PUBLIC ACCOUNTS, Vote For 1									
	Mike HARMON	0	0.00%	0	0.00%	56	46.67%	56	46.67%
	Adam H. EDELEN	0	0.00%	0	0.00%	64	53.33%	64	53.33%
	Cast Votes:	0	0.00%	0	0.00%	120	97.56%	120	97.56%
	Over Votes:	0	0.00%	0	0.00%	0	0.00%	0	0.00%
	Under Votes:	0	0.00%	0	0.00%	3	2.44%	3	2.44%

Party	Candidate	Absentee		Early		Election		Total	
Precinct A110 (Ballots Cast: 123)									
STATE TREASURER, Vote For 1									
	Allison BALL	0	0.00%	0	0.00%	62	51.67%	62	51.67%
	Rick NELSON	0	0.00%	0	0.00%	58	48.33%	58	48.33%
	Cast Votes:	0	0.00%	0	0.00%	120	97.56%	120	97.56%
	Over Votes:	0	0.00%	0	0.00%	0	0.00%	0	0.00%
	Under Votes:	0	0.00%	0	0.00%	3	2.44%	3	2.44%
COMMISSIONER of AGRICULTURE, Vote For 1									
	Ryan F. QUARLES	0	0.00%	0	0.00%	57	48.31%	57	48.31%
	Jean-Marie LAWSON SPANN	0	0.00%	0	0.00%	61	51.69%	61	51.69%
	Cast Votes:	0	0.00%	0	0.00%	118	95.93%	118	95.93%
	Over Votes:	0	0.00%	0	0.00%	0	0.00%	0	0.00%
	Under Votes:	0	0.00%	0	0.00%	5	4.07%	5	4.07%
MEMBER BOARD of EDUCATION Covington Independent School District (Unexpired Term), Vote For 1									
	April Frese BROCKHOFF	0	0.00%	0	0.00%	75	100.00%	75	100.00%
	Cast Votes:	0	0.00%	0	0.00%	75	60.98%	75	60.98%
	Over Votes:	0	0.00%	0	0.00%	0	0.00%	0	0.00%
	Under Votes:	0	0.00%	0	0.00%	48	39.02%	48	39.02%

Total Number of Voters : 31,674 of 0 = 0.00%

Precincts Reporting 108 of 108 = 100.00%

Party / Candidate	Absentee		Early		Election		Total	
Precinct A111 (Ballots Cast: 191)								
STRAIGHT PARTY, Vote For 1								
Republican Party	0	0.00%	0	0.00%	35	39.77%	35	39.77%
Democratic Party	0	0.00%	0	0.00%	53	60.23%	53	60.23%
Cast Votes:	0	0.00%	0	0.00%	88	46.07%	88	46.07%
Over Votes:	0	0.00%	0	0.00%	0	0.00%	0	0.00%
Under Votes:	0	0.00%	0	0.00%	103	53.93%	103	53.93%
GOVERNOR and LIEUTENANT GOVERNOR, Vote For 1								
Matt BEVIN Jenean HAMPTON	0	0.00%	0	0.00%	68	35.98%	68	35.98%
Jack CONWAY Sannie OVERLY	0	0.00%	0	0.00%	113	59.79%	113	59.79%
Drew CURTIS Heather CURTIS	0	0.00%	0	0.00%	8	4.23%	8	4.23%
Gatewood B. GATEWOOD Elisabeth ANDERSON (W)	0	0.00%	0	0.00%	0	0.00%	0	0.00%
GALBRAITH (W)	0	0.00%	0	0.00%	0	0.00%	0	0.00%
Blackii Effing WHYTE Philip JACOBS (W)	0	0.00%	0	0.00%	0	0.00%	0	0.00%
Cast Votes:	0	0.00%	0	0.00%	189	98.95%	189	98.95%
Over Votes:	0	0.00%	0	0.00%	0	0.00%	0	0.00%
Under Votes:	0	0.00%	0	0.00%	2	1.05%	2	1.05%
SECRETARY of STATE, Vote For 1								
Stephen L. KNIPPER	0	0.00%	0	0.00%	69	36.70%	69	36.70%
Alison Lundergan GRIMES	0	0.00%	0	0.00%	119	63.30%	119	63.30%
Cast Votes:	0	0.00%	0	0.00%	188	98.43%	188	98.43%
Over Votes:	0	0.00%	0	0.00%	0	0.00%	0	0.00%
Under Votes:	0	0.00%	0	0.00%	3	1.57%	3	1.57%
ATTORNEY GENERAL, Vote For 1								
Whitney H. WESTERFIELD	0	0.00%	0	0.00%	60	32.61%	60	32.61%
Andy BESHEAR	0	0.00%	0	0.00%	124	67.39%	124	67.39%
Cast Votes:	0	0.00%	0	0.00%	184	96.34%	184	96.34%
Over Votes:	0	0.00%	0	0.00%	0	0.00%	0	0.00%
Under Votes:	0	0.00%	0	0.00%	7	3.66%	7	3.66%
AUDITOR of PUBLIC ACCOUNTS, Vote For 1								
Mike HARMON	0	0.00%	0	0.00%	74	40.88%	74	40.88%
Adam H. EDELEN	0	0.00%	0	0.00%	107	59.12%	107	59.12%
Cast Votes:	0	0.00%	0	0.00%	181	94.76%	181	94.76%
Over Votes:	0	0.00%	0	0.00%	0	0.00%	0	0.00%
Under Votes:	0	0.00%	0	0.00%	10	5.24%	10	5.24%

Total Number of Voters : 31,674 of 0 = 0.00%

Precincts Reporting 108 of 108 = 100.00%

Party	Candidate	Absentee		Early		Election		Total	
Precinct A111 (Ballots Cast: 191)									
STATE TREASURER, Vote For 1									
	Allison BALL	0	0.00%	0	0.00%	82	44.81%	82	44.81%
	Rick NELSON	0	0.00%	0	0.00%	101	55.19%	101	55.19%
	Cast Votes:	0	0.00%	0	0.00%	183	95.81%	183	95.81%
	Over Votes:	0	0.00%	0	0.00%	0	0.00%	0	0.00%
	Under Votes:	0	0.00%	0	0.00%	8	4.19%	8	4.19%
COMMISSIONER of AGRICULTURE, Vote For 1									
	Ryan F. QUARLES	0	0.00%	0	0.00%	78	43.09%	78	43.09%
	Jean-Marie LAWSON SPANN	0	0.00%	0	0.00%	103	56.91%	103	56.91%
	Cast Votes:	0	0.00%	0	0.00%	181	94.76%	181	94.76%
	Over Votes:	0	0.00%	0	0.00%	0	0.00%	0	0.00%
	Under Votes:	0	0.00%	0	0.00%	10	5.24%	10	5.24%
MEMBER BOARD of EDUCATION Covington Independent School District (Unexpired Term), Vote For 1									
	April Frese BROCKHOFF	0	0.00%	0	0.00%	100	100.00%	100	100.00%
	Cast Votes:	0	0.00%	0	0.00%	100	63.29%	100	63.29%
	Over Votes:	0	0.00%	0	0.00%	0	0.00%	0	0.00%
	Under Votes:	0	0.00%	0	0.00%	58	36.71%	58	36.71%

Party	Candidate	Absentee		Early		Election		Total	
Precinct A112 (Ballots Cast: 166)									
STRAIGHT PARTY, Vote For 1									
	Republican Party	0	0.00%	0	0.00%	36	41.86%	36	41.86%
	Democratic Party	0	0.00%	0	0.00%	50	58.14%	50	58.14%
	Cast Votes:	0	0.00%	0	0.00%	86	51.81%	86	51.81%
	Over Votes:	0	0.00%	0	0.00%	0	0.00%	0	0.00%
	Under Votes:	0	0.00%	0	0.00%	80	48.19%	80	48.19%
GOVERNOR and LIEUTENANT GOVERNOR, Vote For 1									
	Matt BEVIN Jenean HAMPTON	0	0.00%	0	0.00%	76	46.34%	76	46.34%
	Jack CONWAY Sannie OVERLY	0	0.00%	0	0.00%	86	52.44%	86	52.44%
	Drew CURTIS Heather CURTIS	0	0.00%	0	0.00%	2	1.22%	2	1.22%
	Gatewood B. GATEWOOD Elisabeth ANDERSON (W)	0	0.00%	0	0.00%	0	0.00%	0	0.00%
	GALBRAITH (W)	0	0.00%	0	0.00%	0	0.00%	0	0.00%
	Blackii Effing WHYTE Philip JACOBS (W)	0	0.00%	0	0.00%	0	0.00%	0	0.00%
	Cast Votes:	0	0.00%	0	0.00%	164	98.80%	164	98.80%
	Over Votes:	0	0.00%	0	0.00%	0	0.00%	0	0.00%
	Under Votes:	0	0.00%	0	0.00%	2	1.20%	2	1.20%
SECRETARY of STATE, Vote For 1									
	Stephen L. KNIPPER	0	0.00%	0	0.00%	68	41.46%	68	41.46%
	Alison Lundergan GRIMES	0	0.00%	0	0.00%	96	58.54%	96	58.54%
	Cast Votes:	0	0.00%	0	0.00%	164	98.80%	164	98.80%
	Over Votes:	0	0.00%	0	0.00%	0	0.00%	0	0.00%
	Under Votes:	0	0.00%	0	0.00%	2	1.20%	2	1.20%
ATTORNEY GENERAL, Vote For 1									
	Whitney H. WESTERFIELD	0	0.00%	0	0.00%	60	37.04%	60	37.04%
	Andy BESHEAR	0	0.00%	0	0.00%	102	62.96%	102	62.96%
	Cast Votes:	0	0.00%	0	0.00%	162	97.59%	162	97.59%
	Over Votes:	0	0.00%	0	0.00%	0	0.00%	0	0.00%
	Under Votes:	0	0.00%	0	0.00%	4	2.41%	4	2.41%
AUDITOR of PUBLIC ACCOUNTS, Vote For 1									
	Mike HARMON	0	0.00%	0	0.00%	77	48.73%	77	48.73%
	Adam H. EDELEN	0	0.00%	0	0.00%	81	51.27%	81	51.27%
	Cast Votes:	0	0.00%	0	0.00%	158	95.18%	158	95.18%
	Over Votes:	0	0.00%	0	0.00%	0	0.00%	0	0.00%
	Under Votes:	0	0.00%	0	0.00%	8	4.82%	8	4.82%

Party	Candidate	Absentee		Early		Election		Total	
Precinct A112 (Ballots Cast: 166)									
STATE TREASURER, Vote For 1									
	Allison BALL	0	0.00%	0	0.00%	79	49.38%	79	49.38%
	Rick NELSON	0	0.00%	0	0.00%	81	50.63%	81	50.63%
	Cast Votes:	0	0.00%	0	0.00%	160	96.39%	160	96.39%
	Over Votes:	0	0.00%	0	0.00%	0	0.00%	0	0.00%
	Under Votes:	0	0.00%	0	0.00%	6	3.61%	6	3.61%
COMMISSIONER of AGRICULTURE, Vote For 1									
	Ryan F. QUARLES	0	0.00%	0	0.00%	71	45.51%	71	45.51%
	Jean-Marie LAWSON SPANN	0	0.00%	0	0.00%	85	54.49%	85	54.49%
	Cast Votes:	0	0.00%	0	0.00%	156	93.98%	156	93.98%
	Over Votes:	0	0.00%	0	0.00%	0	0.00%	0	0.00%
	Under Votes:	0	0.00%	0	0.00%	10	6.02%	10	6.02%
MEMBER BOARD of EDUCATION Covington Independent School District (Unexpired Term), Vote For 1									
	April Frese BROCKHOFF	0	0.00%	0	0.00%	78	100.00%	78	100.00%
	Cast Votes:	0	0.00%	0	0.00%	78	59.54%	78	59.54%
	Over Votes:	0	0.00%	0	0.00%	0	0.00%	0	0.00%
	Under Votes:	0	0.00%	0	0.00%	53	40.46%	53	40.46%

Party	Candidate	Absentee		Early		Election		Total	
Precinct A113 (Ballots Cast: 142)									
STRAIGHT PARTY, Vote For 1									
	Republican Party	0	0.00%	0	0.00%	29	42.65%	29	42.65%
	Democratic Party	0	0.00%	0	0.00%	39	57.35%	39	57.35%
	Cast Votes:	0	0.00%	0	0.00%	68	47.89%	68	47.89%
	Over Votes:	0	0.00%	0	0.00%	0	0.00%	0	0.00%
	Under Votes:	0	0.00%	0	0.00%	74	52.11%	74	52.11%
GOVERNOR and LIEUTENANT GOVERNOR, Vote For 1									
	Matt BEVIN Jenean HAMPTON	0	0.00%	0	0.00%	67	47.18%	67	47.18%
	Jack CONWAY Sannie OVERLY	0	0.00%	0	0.00%	70	49.30%	70	49.30%
	Drew CURTIS Heather CURTIS	0	0.00%	0	0.00%	5	3.52%	5	3.52%
	Gatewood B. GATEWOOD Elisabeth ANDERSON (W)	0	0.00%	0	0.00%	0	0.00%	0	0.00%
	GALBRAITH (W)	0	0.00%	0	0.00%	0	0.00%	0	0.00%
	Blackii Effing WHYTE Philip JACOBS (W)	0	0.00%	0	0.00%	0	0.00%	0	0.00%
	Cast Votes:	0	0.00%	0	0.00%	142	100.00%	142	100.00%
	Over Votes:	0	0.00%	0	0.00%	0	0.00%	0	0.00%
	Under Votes:	0	0.00%	0	0.00%	0	0.00%	0	0.00%
SECRETARY of STATE, Vote For 1									
	Stephen L. KNIPPER	0	0.00%	0	0.00%	66	46.81%	66	46.81%
	Alison Lundergan GRIMES	0	0.00%	0	0.00%	75	53.19%	75	53.19%
	Cast Votes:	0	0.00%	0	0.00%	141	99.30%	141	99.30%
	Over Votes:	0	0.00%	0	0.00%	0	0.00%	0	0.00%
	Under Votes:	0	0.00%	0	0.00%	1	0.70%	1	0.70%
ATTORNEY GENERAL, Vote For 1									
	Whitney H. WESTERFIELD	0	0.00%	0	0.00%	62	44.60%	62	44.60%
	Andy BESHEAR	0	0.00%	0	0.00%	77	55.40%	77	55.40%
	Cast Votes:	0	0.00%	0	0.00%	139	97.89%	139	97.89%
	Over Votes:	0	0.00%	0	0.00%	0	0.00%	0	0.00%
	Under Votes:	0	0.00%	0	0.00%	3	2.11%	3	2.11%
AUDITOR of PUBLIC ACCOUNTS, Vote For 1									
	Mike HARMON	0	0.00%	0	0.00%	70	51.09%	70	51.09%
	Adam H. EDELEN	0	0.00%	0	0.00%	67	48.91%	67	48.91%
	Cast Votes:	0	0.00%	0	0.00%	137	96.48%	137	96.48%
	Over Votes:	0	0.00%	0	0.00%	0	0.00%	0	0.00%
	Under Votes:	0	0.00%	0	0.00%	5	3.52%	5	3.52%

Total Number of Voters : 31,674 of 0 = 0.00%

Precincts Reporting 108 of 108 = 100.00%

Party	Candidate	Absentee		Early		Election		Total	
Precinct A113 (Ballots Cast: 142)									
STATE TREASURER, Vote For 1									
	Allison BALL	0	0.00%	0	0.00%	73	53.28%	73	53.28%
	Rick NELSON	0	0.00%	0	0.00%	64	46.72%	64	46.72%
	Cast Votes:	0	0.00%	0	0.00%	137	96.48%	137	96.48%
	Over Votes:	0	0.00%	0	0.00%	0	0.00%	0	0.00%
	Under Votes:	0	0.00%	0	0.00%	5	3.52%	5	3.52%
COMMISSIONER of AGRICULTURE, Vote For 1									
	Ryan F. QUARLES	0	0.00%	0	0.00%	74	53.62%	74	53.62%
	Jean-Marie LAWSON SPANN	0	0.00%	0	0.00%	64	46.38%	64	46.38%
	Cast Votes:	0	0.00%	0	0.00%	138	97.18%	138	97.18%
	Over Votes:	0	0.00%	0	0.00%	0	0.00%	0	0.00%
	Under Votes:	0	0.00%	0	0.00%	4	2.82%	4	2.82%
MEMBER BOARD of EDUCATION Covington Independent School District (Unexpired Term), Vote For 1									
	April Frese BROCKHOFF	0	0.00%	0	0.00%	87	100.00%	87	100.00%
	Cast Votes:	0	0.00%	0	0.00%	87	61.27%	87	61.27%
	Over Votes:	0	0.00%	0	0.00%	0	0.00%	0	0.00%
	Under Votes:	0	0.00%	0	0.00%	55	38.73%	55	38.73%

Total Number of Voters : 31,674 of 0 = 0.00%

Precincts Reporting 108 of 108 = 100.00%

Party	Candidate	Absentee		Early		Election		Total	
Precinct A114 (Ballots Cast: 137)									
STRAIGHT PARTY, Vote For 1									
	Republican Party	0	0.00%	0	0.00%	41	56.94%	41	56.94%
	Democratic Party	0	0.00%	0	0.00%	31	43.06%	31	43.06%
	Cast Votes:	0	0.00%	0	0.00%	72	52.55%	72	52.55%
	Over Votes:	0	0.00%	0	0.00%	0	0.00%	0	0.00%
	Under Votes:	0	0.00%	0	0.00%	65	47.45%	65	47.45%
GOVERNOR and LIEUTENANT GOVERNOR, Vote For 1									
	Matt BEVIN Jenean HAMPTON	0	0.00%	0	0.00%	72	52.55%	72	52.55%
	Jack CONWAY Sannie OVERLY	0	0.00%	0	0.00%	56	40.88%	56	40.88%
	Drew CURTIS Heather CURTIS	0	0.00%	0	0.00%	9	6.57%	9	6.57%
	Gatewood B. GATEWOOD Elisabeth ANDERSON (W)	0	0.00%	0	0.00%	0	0.00%	0	0.00%
	GALBRAITH (W)	0	0.00%	0	0.00%	0	0.00%	0	0.00%
	Blackii Effing WHYTE Philip JACOBS (W)	0	0.00%	0	0.00%	0	0.00%	0	0.00%
	Cast Votes:	0	0.00%	0	0.00%	137	100.00%	137	100.00%
	Over Votes:	0	0.00%	0	0.00%	0	0.00%	0	0.00%
	Under Votes:	0	0.00%	0	0.00%	0	0.00%	0	0.00%
SECRETARY of STATE, Vote For 1									
	Stephen L. KNIPPER	0	0.00%	0	0.00%	70	51.47%	70	51.47%
	Alison Lundergan GRIMES	0	0.00%	0	0.00%	66	48.53%	66	48.53%
	Cast Votes:	0	0.00%	0	0.00%	136	99.27%	136	99.27%
	Over Votes:	0	0.00%	0	0.00%	0	0.00%	0	0.00%
	Under Votes:	0	0.00%	0	0.00%	1	0.73%	1	0.73%
ATTORNEY GENERAL, Vote For 1									
	Whitney H. WESTERFIELD	0	0.00%	0	0.00%	58	43.61%	58	43.61%
	Andy BESHEAR	0	0.00%	0	0.00%	75	56.39%	75	56.39%
	Cast Votes:	0	0.00%	0	0.00%	133	97.08%	133	97.08%
	Over Votes:	0	0.00%	0	0.00%	0	0.00%	0	0.00%
	Under Votes:	0	0.00%	0	0.00%	4	2.92%	4	2.92%
AUDITOR of PUBLIC ACCOUNTS, Vote For 1									
	Mike HARMON	0	0.00%	0	0.00%	80	59.26%	80	59.26%
	Adam H. EDELEN	0	0.00%	0	0.00%	55	40.74%	55	40.74%
	Cast Votes:	0	0.00%	0	0.00%	135	98.54%	135	98.54%
	Over Votes:	0	0.00%	0	0.00%	0	0.00%	0	0.00%
	Under Votes:	0	0.00%	0	0.00%	2	1.46%	2	1.46%

Party	Candidate	Absentee		Early		Election		Total	
Precinct A114 (Ballots Cast: 137)									
STATE TREASURER, Vote For 1									
	Allison BALL	0	0.00%	0	0.00%	82	60.74%	82	60.74%
	Rick NELSON	0	0.00%	0	0.00%	53	39.26%	53	39.26%
	Cast Votes:	0	0.00%	0	0.00%	135	98.54%	135	98.54%
	Over Votes:	0	0.00%	0	0.00%	0	0.00%	0	0.00%
	Under Votes:	0	0.00%	0	0.00%	2	1.46%	2	1.46%
COMMISSIONER of AGRICULTURE, Vote For 1									
	Ryan F. QUARLES	0	0.00%	0	0.00%	77	57.04%	77	57.04%
	Jean-Marie LAWSON SPANN	0	0.00%	0	0.00%	58	42.96%	58	42.96%
	Cast Votes:	0	0.00%	0	0.00%	135	98.54%	135	98.54%
	Over Votes:	0	0.00%	0	0.00%	0	0.00%	0	0.00%
	Under Votes:	0	0.00%	0	0.00%	2	1.46%	2	1.46%
MEMBER BOARD of EDUCATION Covington Independent School District (Unexpired Term), Vote For 1									
	April Frese BROCKHOFF	0	0.00%	0	0.00%	75	100.00%	75	100.00%
	Cast Votes:	0	0.00%	0	0.00%	75	63.56%	75	63.56%
	Over Votes:	0	0.00%	0	0.00%	0	0.00%	0	0.00%
	Under Votes:	0	0.00%	0	0.00%	43	36.44%	43	36.44%

Party	Candidate	Absentee		Early		Election		Total	
Precinct A115 (Ballots Cast: 171)									
STRAIGHT PARTY, Vote For 1									
	Republican Party	0	0.00%	0	0.00%	34	36.17%	34	36.17%
	Democratic Party	0	0.00%	0	0.00%	60	63.83%	60	63.83%
	Cast Votes:	0	0.00%	0	0.00%	94	54.97%	94	54.97%
	Over Votes:	0	0.00%	0	0.00%	0	0.00%	0	0.00%
	Under Votes:	0	0.00%	0	0.00%	77	45.03%	77	45.03%
GOVERNOR and LIEUTENANT GOVERNOR, Vote For 1									
	Matt BEVIN Jenean HAMPTON	0	0.00%	0	0.00%	68	40.00%	68	40.00%
	Jack CONWAY Sannie OVERLY	0	0.00%	0	0.00%	95	55.88%	95	55.88%
	Drew CURTIS Heather CURTIS	0	0.00%	0	0.00%	7	4.12%	7	4.12%
	Gatewood B. GATEWOOD Elisabeth ANDERSON (W)	0	0.00%	0	0.00%	0	0.00%	0	0.00%
	GALBRAITH (W)	0	0.00%	0	0.00%	0	0.00%	0	0.00%
	Blackii Effing WHYTE Philip JACOBS (W)	0	0.00%	0	0.00%	0	0.00%	0	0.00%
	Cast Votes:	0	0.00%	0	0.00%	170	99.42%	170	99.42%
	Over Votes:	0	0.00%	0	0.00%	0	0.00%	0	0.00%
	Under Votes:	0	0.00%	0	0.00%	1	0.58%	1	0.58%
SECRETARY of STATE, Vote For 1									
	Stephen L. KNIPPER	0	0.00%	0	0.00%	67	39.64%	67	39.64%
	Alison Lundergan GRIMES	0	0.00%	0	0.00%	102	60.36%	102	60.36%
	Cast Votes:	0	0.00%	0	0.00%	169	98.83%	169	98.83%
	Over Votes:	0	0.00%	0	0.00%	0	0.00%	0	0.00%
	Under Votes:	0	0.00%	0	0.00%	2	1.17%	2	1.17%
ATTORNEY GENERAL, Vote For 1									
	Whitney H. WESTERFIELD	0	0.00%	0	0.00%	62	36.90%	62	36.90%
	Andy BESHEAR	0	0.00%	0	0.00%	106	63.10%	106	63.10%
	Cast Votes:	0	0.00%	0	0.00%	168	98.25%	168	98.25%
	Over Votes:	0	0.00%	0	0.00%	0	0.00%	0	0.00%
	Under Votes:	0	0.00%	0	0.00%	3	1.75%	3	1.75%
AUDITOR of PUBLIC ACCOUNTS, Vote For 1									
	Mike HARMON	0	0.00%	0	0.00%	73	43.98%	73	43.98%
	Adam H. EDELEN	0	0.00%	0	0.00%	93	56.02%	93	56.02%
	Cast Votes:	0	0.00%	0	0.00%	166	97.08%	166	97.08%
	Over Votes:	0	0.00%	0	0.00%	0	0.00%	0	0.00%
	Under Votes:	0	0.00%	0	0.00%	5	2.92%	5	2.92%

Party	Candidate	Absentee		Early		Election		Total	
Precinct A115 (Ballots Cast: 171)									
STATE TREASURER, Vote For 1									
	Allison BALL	0	0.00%	0	0.00%	70	42.17%	70	42.17%
	Rick NELSON	0	0.00%	0	0.00%	96	57.83%	96	57.83%
	Cast Votes:	0	0.00%	0	0.00%	166	97.08%	166	97.08%
	Over Votes:	0	0.00%	0	0.00%	0	0.00%	0	0.00%
	Under Votes:	0	0.00%	0	0.00%	5	2.92%	5	2.92%
COMMISSIONER of AGRICULTURE, Vote For 1									
	Ryan F. QUARLES	0	0.00%	0	0.00%	72	43.11%	72	43.11%
	Jean-Marie LAWSON SPANN	0	0.00%	0	0.00%	95	56.89%	95	56.89%
	Cast Votes:	0	0.00%	0	0.00%	167	97.66%	167	97.66%
	Over Votes:	0	0.00%	0	0.00%	0	0.00%	0	0.00%
	Under Votes:	0	0.00%	0	0.00%	4	2.34%	4	2.34%
MEMBER BOARD of EDUCATION Covington Independent School District (Unexpired Term), Vote For 1									
	April Frese BROCKHOFF	0	0.00%	0	0.00%	118	100.00%	118	100.00%
	Cast Votes:	0	0.00%	0	0.00%	118	69.01%	118	69.01%
	Over Votes:	0	0.00%	0	0.00%	0	0.00%	0	0.00%
	Under Votes:	0	0.00%	0	0.00%	53	30.99%	53	30.99%

Party	Candidate	Absentee		Early		Election		Total	
Precinct A116 (Ballots Cast: 172)									
STRAIGHT PARTY, Vote For 1									
	Republican Party	0	0.00%	0	0.00%	49	56.32%	49	56.32%
	Democratic Party	0	0.00%	0	0.00%	38	43.68%	38	43.68%
	Cast Votes:	0	0.00%	0	0.00%	87	50.58%	87	50.58%
	Over Votes:	0	0.00%	0	0.00%	0	0.00%	0	0.00%
	Under Votes:	0	0.00%	0	0.00%	85	49.42%	85	49.42%
GOVERNOR and LIEUTENANT GOVERNOR, Vote For 1									
	Matt BEVIN Jenean HAMPTON	0	0.00%	0	0.00%	95	55.23%	95	55.23%
	Jack CONWAY Sannie OVERLY	0	0.00%	0	0.00%	69	40.12%	69	40.12%
	Drew CURTIS Heather CURTIS	0	0.00%	0	0.00%	8	4.65%	8	4.65%
	Gatewood B. GATEWOOD Elisabeth ANDERSON (W)	0	0.00%	0	0.00%	0	0.00%	0	0.00%
	GALBRAITH (W)	0	0.00%	0	0.00%	0	0.00%	0	0.00%
	Blackii Effing WHYTE Philip JACOBS (W)	0	0.00%	0	0.00%	0	0.00%	0	0.00%
	Cast Votes:	0	0.00%	0	0.00%	172	100.00%	172	100.00%
	Over Votes:	0	0.00%	0	0.00%	0	0.00%	0	0.00%
	Under Votes:	0	0.00%	0	0.00%	0	0.00%	0	0.00%
SECRETARY of STATE, Vote For 1									
	Stephen L. KNIPPER	0	0.00%	0	0.00%	93	55.03%	93	55.03%
	Alison Lundergan GRIMES	0	0.00%	0	0.00%	76	44.97%	76	44.97%
	Cast Votes:	0	0.00%	0	0.00%	169	98.26%	169	98.26%
	Over Votes:	0	0.00%	0	0.00%	0	0.00%	0	0.00%
	Under Votes:	0	0.00%	0	0.00%	3	1.74%	3	1.74%
ATTORNEY GENERAL, Vote For 1									
	Whitney H. WESTERFIELD	0	0.00%	0	0.00%	81	48.50%	81	48.50%
	Andy BESHEAR	0	0.00%	0	0.00%	86	51.50%	86	51.50%
	Cast Votes:	0	0.00%	0	0.00%	167	97.09%	167	97.09%
	Over Votes:	0	0.00%	0	0.00%	0	0.00%	0	0.00%
	Under Votes:	0	0.00%	0	0.00%	5	2.91%	5	2.91%
AUDITOR of PUBLIC ACCOUNTS, Vote For 1									
	Mike HARMON	0	0.00%	0	0.00%	93	57.41%	93	57.41%
	Adam H. EDELEN	0	0.00%	0	0.00%	69	42.59%	69	42.59%
	Cast Votes:	0	0.00%	0	0.00%	162	94.19%	162	94.19%
	Over Votes:	0	0.00%	0	0.00%	0	0.00%	0	0.00%
	Under Votes:	0	0.00%	0	0.00%	10	5.81%	10	5.81%

Party	Candidate	Absentee		Early		Election		Total	
Precinct A116 (Ballots Cast: 172)									
STATE TREASURER, Vote For 1									
	Allison BALL	0	0.00%	0	0.00%	91	55.15%	91	55.15%
	Rick NELSON	0	0.00%	0	0.00%	74	44.85%	74	44.85%
	Cast Votes:	0	0.00%	0	0.00%	165	95.93%	165	95.93%
	Over Votes:	0	0.00%	0	0.00%	0	0.00%	0	0.00%
	Under Votes:	0	0.00%	0	0.00%	7	4.07%	7	4.07%
COMMISSIONER of AGRICULTURE, Vote For 1									
	Ryan F. QUARLES	0	0.00%	0	0.00%	91	56.88%	91	56.88%
	Jean-Marie LAWSON SPANN	0	0.00%	0	0.00%	69	43.13%	69	43.13%
	Cast Votes:	0	0.00%	0	0.00%	160	93.02%	160	93.02%
	Over Votes:	0	0.00%	0	0.00%	0	0.00%	0	0.00%
	Under Votes:	0	0.00%	0	0.00%	12	6.98%	12	6.98%
MEMBER BOARD of EDUCATION Covington Independent School District (Unexpired Term), Vote For 1									
	April Frese BROCKHOFF	0	0.00%	0	0.00%	123	100.00%	123	100.00%
	Cast Votes:	0	0.00%	0	0.00%	123	71.51%	123	71.51%
	Over Votes:	0	0.00%	0	0.00%	0	0.00%	0	0.00%
	Under Votes:	0	0.00%	0	0.00%	49	28.49%	49	28.49%

Total Number of Voters : 31,674 of 0 = 0.00%

Precincts Reporting 108 of 108 = 100.00%

Party / Candidate	Absentee		Early		Election		Total	
Precinct A117 (Ballots Cast: 156)								
STRAIGHT PARTY, Vote For 1								
Republican Party	0	0.00%	0	0.00%	41	51.25%	41	51.25%
Democratic Party	0	0.00%	0	0.00%	39	48.75%	39	48.75%
Cast Votes:	0	0.00%	0	0.00%	80	51.28%	80	51.28%
Over Votes:	0	0.00%	0	0.00%	0	0.00%	0	0.00%
Under Votes:	0	0.00%	0	0.00%	76	48.72%	76	48.72%
GOVERNOR and LIEUTENANT GOVERNOR, Vote For 1								
Matt BEVIN Jenean HAMPTON	0	0.00%	0	0.00%	71	46.10%	71	46.10%
Jack CONWAY Sannie OVERLY	0	0.00%	0	0.00%	76	49.35%	76	49.35%
Drew CURTIS Heather CURTIS	0	0.00%	0	0.00%	7	4.55%	7	4.55%
Gatewood B. GATEWOOD Elisabeth ANDERSON (W)	0	0.00%	0	0.00%	0	0.00%	0	0.00%
GALBRAITH (W)	0	0.00%	0	0.00%	0	0.00%	0	0.00%
Blackii Effing WHYTE Philip JACOBS (W)	0	0.00%	0	0.00%	0	0.00%	0	0.00%
Cast Votes:	0	0.00%	0	0.00%	154	98.72%	154	98.72%
Over Votes:	0	0.00%	0	0.00%	0	0.00%	0	0.00%
Under Votes:	0	0.00%	0	0.00%	2	1.28%	2	1.28%
SECRETARY of STATE, Vote For 1								
Stephen L. KNIPPER	0	0.00%	0	0.00%	73	47.71%	73	47.71%
Alison Lundergan GRIMES	0	0.00%	0	0.00%	80	52.29%	80	52.29%
Cast Votes:	0	0.00%	0	0.00%	153	98.08%	153	98.08%
Over Votes:	0	0.00%	0	0.00%	0	0.00%	0	0.00%
Under Votes:	0	0.00%	0	0.00%	3	1.92%	3	1.92%
ATTORNEY GENERAL, Vote For 1								
Whitney H. WESTERFIELD	0	0.00%	0	0.00%	64	42.38%	64	42.38%
Andy BESHEAR	0	0.00%	0	0.00%	87	57.62%	87	57.62%
Cast Votes:	0	0.00%	0	0.00%	151	96.79%	151	96.79%
Over Votes:	0	0.00%	0	0.00%	0	0.00%	0	0.00%
Under Votes:	0	0.00%	0	0.00%	5	3.21%	5	3.21%
AUDITOR of PUBLIC ACCOUNTS, Vote For 1								
Mike HARMON	0	0.00%	0	0.00%	76	51.70%	76	51.70%
Adam H. EDELEN	0	0.00%	0	0.00%	71	48.30%	71	48.30%
Cast Votes:	0	0.00%	0	0.00%	147	94.23%	147	94.23%
Over Votes:	0	0.00%	0	0.00%	0	0.00%	0	0.00%
Under Votes:	0	0.00%	0	0.00%	9	5.77%	9	5.77%

Party	Candidate	Absentee		Early		Election		Total	
Precinct A117 (Ballots Cast: 156)									
STATE TREASURER, Vote For 1									
	Allison BALL	0	0.00%	0	0.00%	81	54.73%	81	54.73%
	Rick NELSON	0	0.00%	0	0.00%	67	45.27%	67	45.27%
	Cast Votes:	0	0.00%	0	0.00%	148	94.87%	148	94.87%
	Over Votes:	0	0.00%	0	0.00%	0	0.00%	0	0.00%
	Under Votes:	0	0.00%	0	0.00%	8	5.13%	8	5.13%
COMMISSIONER of AGRICULTURE, Vote For 1									
	Ryan F. QUARLES	0	0.00%	0	0.00%	76	51.70%	76	51.70%
	Jean-Marie LAWSON SPANN	0	0.00%	0	0.00%	71	48.30%	71	48.30%
	Cast Votes:	0	0.00%	0	0.00%	147	94.23%	147	94.23%
	Over Votes:	0	0.00%	0	0.00%	0	0.00%	0	0.00%
	Under Votes:	0	0.00%	0	0.00%	9	5.77%	9	5.77%
MEMBER BOARD of EDUCATION Covington Independent School District (Unexpired Term), Vote For 1									
	April Frese BROCKHOFF	0	0.00%	0	0.00%	98	100.00%	98	100.00%
	Cast Votes:	0	0.00%	0	0.00%	98	62.82%	98	62.82%
	Over Votes:	0	0.00%	0	0.00%	0	0.00%	0	0.00%
	Under Votes:	0	0.00%	0	0.00%	58	37.18%	58	37.18%

Party / Candidate	Absentee		Early		Election		Total	
Precinct A118 (Ballots Cast: 97)								
STRAIGHT PARTY, Vote For 1								
Republican Party	0	0.00%	0	0.00%	8	10.39%	8	10.39%
Democratic Party	0	0.00%	0	0.00%	69	89.61%	69	89.61%
Cast Votes:	0	0.00%	0	0.00%	77	79.38%	77	79.38%
Over Votes:	0	0.00%	0	0.00%	0	0.00%	0	0.00%
Under Votes:	0	0.00%	0	0.00%	20	20.62%	20	20.62%
GOVERNOR and LIEUTENANT GOVERNOR, Vote For 1								
Matt BEVIN Jenean HAMPTON	0	0.00%	0	0.00%	12	12.50%	12	12.50%
Jack CONWAY Sannie OVERLY	0	0.00%	0	0.00%	81	84.38%	81	84.38%
Drew CURTIS Heather CURTIS	0	0.00%	0	0.00%	3	3.13%	3	3.13%
Gatewood B. GATEWOOD Elisabeth ANDERSON (W)	0	0.00%	0	0.00%	0	0.00%	0	0.00%
GALBRAITH (W)	0	0.00%	0	0.00%	0	0.00%	0	0.00%
Blackii Effing WHYTE Philip JACOBS (W)	0	0.00%	0	0.00%	0	0.00%	0	0.00%
Cast Votes:	0	0.00%	0	0.00%	96	98.97%	96	98.97%
Over Votes:	0	0.00%	0	0.00%	0	0.00%	0	0.00%
Under Votes:	0	0.00%	0	0.00%	1	1.03%	1	1.03%
SECRETARY of STATE, Vote For 1								
Stephen L. KNIPPER	0	0.00%	0	0.00%	11	11.70%	11	11.70%
Alison Lundergan GRIMES	0	0.00%	0	0.00%	83	88.30%	83	88.30%
Cast Votes:	0	0.00%	0	0.00%	94	96.91%	94	96.91%
Over Votes:	0	0.00%	0	0.00%	0	0.00%	0	0.00%
Under Votes:	0	0.00%	0	0.00%	3	3.09%	3	3.09%
ATTORNEY GENERAL, Vote For 1								
Whitney H. WESTERFIELD	0	0.00%	0	0.00%	12	12.77%	12	12.77%
Andy BESHEAR	0	0.00%	0	0.00%	82	87.23%	82	87.23%
Cast Votes:	0	0.00%	0	0.00%	94	96.91%	94	96.91%
Over Votes:	0	0.00%	0	0.00%	0	0.00%	0	0.00%
Under Votes:	0	0.00%	0	0.00%	3	3.09%	3	3.09%
AUDITOR of PUBLIC ACCOUNTS, Vote For 1								
Mike HARMON	0	0.00%	0	0.00%	11	11.83%	11	11.83%
Adam H. EDELEN	0	0.00%	0	0.00%	82	88.17%	82	88.17%
Cast Votes:	0	0.00%	0	0.00%	93	95.88%	93	95.88%
Over Votes:	0	0.00%	0	0.00%	0	0.00%	0	0.00%
Under Votes:	0	0.00%	0	0.00%	4	4.12%	4	4.12%

Total Number of Voters : 31,674 of 0 = 0.00%

Precincts Reporting 108 of 108 = 100.00%

Party	Candidate	Absentee		Early		Election		Total	
Precinct A118 (Ballots Cast: 97)									
STATE TREASURER, Vote For 1									
	Allison BALL	0	0.00%	0	0.00%	11	11.70%	11	11.70%
	Rick NELSON	0	0.00%	0	0.00%	83	88.30%	83	88.30%
	Cast Votes:	0	0.00%	0	0.00%	94	96.91%	94	96.91%
	Over Votes:	0	0.00%	0	0.00%	0	0.00%	0	0.00%
	Under Votes:	0	0.00%	0	0.00%	3	3.09%	3	3.09%
COMMISSIONER of AGRICULTURE, Vote For 1									
	Ryan F. QUARLES	0	0.00%	0	0.00%	10	10.64%	10	10.64%
	Jean-Marie LAWSON SPANN	0	0.00%	0	0.00%	84	89.36%	84	89.36%
	Cast Votes:	0	0.00%	0	0.00%	94	96.91%	94	96.91%
	Over Votes:	0	0.00%	0	0.00%	0	0.00%	0	0.00%
	Under Votes:	0	0.00%	0	0.00%	3	3.09%	3	3.09%
MEMBER BOARD of EDUCATION Covington Independent School District (Unexpired Term), Vote For 1									
	April Frese BROCKHOFF	0	0.00%	0	0.00%	60	100.00%	60	100.00%
	Cast Votes:	0	0.00%	0	0.00%	60	61.86%	60	61.86%
	Over Votes:	0	0.00%	0	0.00%	0	0.00%	0	0.00%
	Under Votes:	0	0.00%	0	0.00%	37	38.14%	37	38.14%

Party	Candidate	Absentee		Early		Election		Total	
Precinct A119 (Ballots Cast: 84)									
STRAIGHT PARTY, Vote For 1									
	Republican Party	0	0.00%	0	0.00%	7	11.29%	7	11.29%
	Democratic Party	0	0.00%	0	0.00%	55	88.71%	55	88.71%
	Cast Votes:	0	0.00%	0	0.00%	62	73.81%	62	73.81%
	Over Votes:	0	0.00%	0	0.00%	0	0.00%	0	0.00%
	Under Votes:	0	0.00%	0	0.00%	22	26.19%	22	26.19%
GOVERNOR and LIEUTENANT GOVERNOR, Vote For 1									
	Matt BEVIN Jenean HAMPTON	0	0.00%	0	0.00%	8	9.64%	8	9.64%
	Jack CONWAY Sannie OVERLY	0	0.00%	0	0.00%	70	84.34%	70	84.34%
	Drew CURTIS Heather CURTIS	0	0.00%	0	0.00%	5	6.02%	5	6.02%
	Gatewood B. GATEWOOD Elisabeth ANDERSON (W)	0	0.00%	0	0.00%	0	0.00%	0	0.00%
	GALBRAITH (W)	0	0.00%	0	0.00%	0	0.00%	0	0.00%
	Blackii Effing WHYTE Philip JACOBS (W)	0	0.00%	0	0.00%	0	0.00%	0	0.00%
	Cast Votes:	0	0.00%	0	0.00%	83	98.81%	83	98.81%
	Over Votes:	0	0.00%	0	0.00%	0	0.00%	0	0.00%
	Under Votes:	0	0.00%	0	0.00%	1	1.19%	1	1.19%
SECRETARY of STATE, Vote For 1									
	Stephen L. KNIPPER	0	0.00%	0	0.00%	14	17.07%	14	17.07%
	Alison Lundergan GRIMES	0	0.00%	0	0.00%	68	82.93%	68	82.93%
	Cast Votes:	0	0.00%	0	0.00%	82	97.62%	82	97.62%
	Over Votes:	0	0.00%	0	0.00%	0	0.00%	0	0.00%
	Under Votes:	0	0.00%	0	0.00%	2	2.38%	2	2.38%
ATTORNEY GENERAL, Vote For 1									
	Whitney H. WESTERFIELD	0	0.00%	0	0.00%	8	9.88%	8	9.88%
	Andy BESHEAR	0	0.00%	0	0.00%	73	90.12%	73	90.12%
	Cast Votes:	0	0.00%	0	0.00%	81	96.43%	81	96.43%
	Over Votes:	0	0.00%	0	0.00%	0	0.00%	0	0.00%
	Under Votes:	0	0.00%	0	0.00%	3	3.57%	3	3.57%
AUDITOR of PUBLIC ACCOUNTS, Vote For 1									
	Mike HARMON	0	0.00%	0	0.00%	13	15.85%	13	15.85%
	Adam H. EDELEN	0	0.00%	0	0.00%	69	84.15%	69	84.15%
	Cast Votes:	0	0.00%	0	0.00%	82	97.62%	82	97.62%
	Over Votes:	0	0.00%	0	0.00%	0	0.00%	0	0.00%
	Under Votes:	0	0.00%	0	0.00%	2	2.38%	2	2.38%

Total Number of Voters : 31,674 of 0 = 0.00%

Precincts Reporting 108 of 108 = 100.00%

Party	Candidate	Absentee		Early		Election		Total	
Precinct A119 (Ballots Cast: 84)									
STATE TREASURER, Vote For 1									
	Allison BALL	0	0.00%	0	0.00%	12	14.81%	12	14.81%
	Rick NELSON	0	0.00%	0	0.00%	69	85.19%	69	85.19%
	Cast Votes:	0	0.00%	0	0.00%	81	96.43%	81	96.43%
	Over Votes:	0	0.00%	0	0.00%	0	0.00%	0	0.00%
	Under Votes:	0	0.00%	0	0.00%	3	3.57%	3	3.57%
COMMISSIONER of AGRICULTURE, Vote For 1									
	Ryan F. QUARLES	0	0.00%	0	0.00%	11	13.58%	11	13.58%
	Jean-Marie LAWSON SPANN	0	0.00%	0	0.00%	70	86.42%	70	86.42%
	Cast Votes:	0	0.00%	0	0.00%	81	96.43%	81	96.43%
	Over Votes:	0	0.00%	0	0.00%	0	0.00%	0	0.00%
	Under Votes:	0	0.00%	0	0.00%	3	3.57%	3	3.57%
MEMBER BOARD of EDUCATION Covington Independent School District (Unexpired Term), Vote For 1									
	April Frese BROCKHOFF	0	0.00%	0	0.00%	63	100.00%	63	100.00%
	Cast Votes:	0	0.00%	0	0.00%	63	75.00%	63	75.00%
	Over Votes:	0	0.00%	0	0.00%	0	0.00%	0	0.00%
	Under Votes:	0	0.00%	0	0.00%	21	25.00%	21	25.00%

Total Number of Voters : 31,674 of 0 = 0.00%

Precincts Reporting 108 of 108 = 100.00%

Party	Candidate	Absentee		Early		Election		Total	
Precinct A120 (Ballots Cast: 122)									
STRAIGHT PARTY, Vote For 1									
	Republican Party	0	0.00%	0	0.00%	19	33.33%	19	33.33%
	Democratic Party	0	0.00%	0	0.00%	38	66.67%	38	66.67%
	Cast Votes:	0	0.00%	0	0.00%	57	46.72%	57	46.72%
	Over Votes:	0	0.00%	0	0.00%	0	0.00%	0	0.00%
	Under Votes:	0	0.00%	0	0.00%	65	53.28%	65	53.28%
GOVERNOR and LIEUTENANT GOVERNOR, Vote For 1									
	Matt BEVIN Jenean HAMPTON	0	0.00%	0	0.00%	40	33.33%	40	33.33%
	Jack CONWAY Sannie OVERLY	0	0.00%	0	0.00%	75	62.50%	75	62.50%
	Drew CURTIS Heather CURTIS	0	0.00%	0	0.00%	5	4.17%	5	4.17%
	Gatewood B. GATEWOOD Elisabeth ANDERSON (W)	0	0.00%	0	0.00%	0	0.00%	0	0.00%
	GALBRAITH (W)	0	0.00%	0	0.00%	0	0.00%	0	0.00%
	Blackii Effing WHYTE Philip JACOBS (W)	0	0.00%	0	0.00%	0	0.00%	0	0.00%
	Cast Votes:	0	0.00%	0	0.00%	120	98.36%	120	98.36%
	Over Votes:	0	0.00%	0	0.00%	0	0.00%	0	0.00%
	Under Votes:	0	0.00%	0	0.00%	2	1.64%	2	1.64%
SECRETARY of STATE, Vote For 1									
	Stephen L. KNIPPER	0	0.00%	0	0.00%	39	33.05%	39	33.05%
	Alison Lundergan GRIMES	0	0.00%	0	0.00%	79	66.95%	79	66.95%
	Cast Votes:	0	0.00%	0	0.00%	118	96.72%	118	96.72%
	Over Votes:	0	0.00%	0	0.00%	0	0.00%	0	0.00%
	Under Votes:	0	0.00%	0	0.00%	4	3.28%	4	3.28%
ATTORNEY GENERAL, Vote For 1									
	Whitney H. WESTERFIELD	0	0.00%	0	0.00%	32	26.67%	32	26.67%
	Andy BESHEAR	0	0.00%	0	0.00%	88	73.33%	88	73.33%
	Cast Votes:	0	0.00%	0	0.00%	120	98.36%	120	98.36%
	Over Votes:	0	0.00%	0	0.00%	0	0.00%	0	0.00%
	Under Votes:	0	0.00%	0	0.00%	2	1.64%	2	1.64%
AUDITOR of PUBLIC ACCOUNTS, Vote For 1									
	Mike HARMON	0	0.00%	0	0.00%	36	31.30%	36	31.30%
	Adam H. EDELEN	0	0.00%	0	0.00%	79	68.70%	79	68.70%
	Cast Votes:	0	0.00%	0	0.00%	115	94.26%	115	94.26%
	Over Votes:	0	0.00%	0	0.00%	0	0.00%	0	0.00%
	Under Votes:	0	0.00%	0	0.00%	7	5.74%	7	5.74%

Total Number of Voters : 31,674 of 0 = 0.00%

Precincts Reporting 108 of 108 = 100.00%

Party	Candidate	Absentee		Early		Election		Total	
Precinct A120 (Ballots Cast: 122)									
STATE TREASURER, Vote For 1									
	Allison BALL	0	0.00%	0	0.00%	40	34.48%	40	34.48%
	Rick NELSON	0	0.00%	0	0.00%	76	65.52%	76	65.52%
	Cast Votes:	0	0.00%	0	0.00%	116	95.08%	116	95.08%
	Over Votes:	0	0.00%	0	0.00%	0	0.00%	0	0.00%
	Under Votes:	0	0.00%	0	0.00%	6	4.92%	6	4.92%
COMMISSIONER of AGRICULTURE, Vote For 1									
	Ryan F. QUARLES	0	0.00%	0	0.00%	40	34.48%	40	34.48%
	Jean-Marie LAWSON SPANN	0	0.00%	0	0.00%	76	65.52%	76	65.52%
	Cast Votes:	0	0.00%	0	0.00%	116	95.08%	116	95.08%
	Over Votes:	0	0.00%	0	0.00%	0	0.00%	0	0.00%
	Under Votes:	0	0.00%	0	0.00%	6	4.92%	6	4.92%
MEMBER BOARD of EDUCATION Covington Independent School District (Unexpired Term), Vote For 1									
	April Frese BROCKHOFF	0	0.00%	0	0.00%	92	100.00%	92	100.00%
	Cast Votes:	0	0.00%	0	0.00%	92	75.41%	92	75.41%
	Over Votes:	0	0.00%	0	0.00%	0	0.00%	0	0.00%
	Under Votes:	0	0.00%	0	0.00%	30	24.59%	30	24.59%

Total Number of Voters : 31,674 of 0 = 0.00%

Precincts Reporting 108 of 108 = 100.00%

Party	Candidate	Absentee		Early		Election		Total	
Precinct A121 (Ballots Cast: 125)									
STRAIGHT PARTY, Vote For 1									
Republican Party		0	0.00%	0	0.00%	21	32.31%	21	32.31%
Democratic Party		0	0.00%	0	0.00%	44	67.69%	44	67.69%
	Cast Votes:	0	0.00%	0	0.00%	65	52.00%	65	52.00%
	Over Votes:	0	0.00%	0	0.00%	0	0.00%	0	0.00%
	Under Votes:	0	0.00%	0	0.00%	60	48.00%	60	48.00%
GOVERNOR and LIEUTENANT GOVERNOR, Vote For 1									
Matt BEVIN Jenean HAMPTON		0	0.00%	0	0.00%	34	27.20%	34	27.20%
Jack CONWAY Sannie OVERLY		0	0.00%	0	0.00%	86	68.80%	86	68.80%
Drew CURTIS Heather CURTIS		0	0.00%	0	0.00%	5	4.00%	5	4.00%
Gatewood B. GATEWOOD Elisabeth ANDERSON (W)		0	0.00%	0	0.00%	0	0.00%	0	0.00%
GALBRAITH (W)		0	0.00%	0	0.00%	0	0.00%	0	0.00%
Blackii Effing WHYTE Philip JACOBS (W)		0	0.00%	0	0.00%	0	0.00%	0	0.00%
	Cast Votes:	0	0.00%	0	0.00%	125	100.00%	125	100.00%
	Over Votes:	0	0.00%	0	0.00%	0	0.00%	0	0.00%
	Under Votes:	0	0.00%	0	0.00%	0	0.00%	0	0.00%
SECRETARY of STATE, Vote For 1									
Stephen L. KNIPPER		0	0.00%	0	0.00%	37	30.33%	37	30.33%
Alison Lundergan GRIMES		0	0.00%	0	0.00%	85	69.67%	85	69.67%
	Cast Votes:	0	0.00%	0	0.00%	122	97.60%	122	97.60%
	Over Votes:	0	0.00%	0	0.00%	0	0.00%	0	0.00%
	Under Votes:	0	0.00%	0	0.00%	3	2.40%	3	2.40%
ATTORNEY GENERAL, Vote For 1									
Whitney H. WESTERFIELD		0	0.00%	0	0.00%	35	28.69%	35	28.69%
Andy BESHEAR		0	0.00%	0	0.00%	87	71.31%	87	71.31%
	Cast Votes:	0	0.00%	0	0.00%	122	97.60%	122	97.60%
	Over Votes:	0	0.00%	0	0.00%	0	0.00%	0	0.00%
	Under Votes:	0	0.00%	0	0.00%	3	2.40%	3	2.40%
AUDITOR of PUBLIC ACCOUNTS, Vote For 1									
Mike HARMON		0	0.00%	0	0.00%	36	30.25%	36	30.25%
Adam H. EDELEN		0	0.00%	0	0.00%	83	69.75%	83	69.75%
	Cast Votes:	0	0.00%	0	0.00%	119	95.20%	119	95.20%
	Over Votes:	0	0.00%	0	0.00%	0	0.00%	0	0.00%
	Under Votes:	0	0.00%	0	0.00%	6	4.80%	6	4.80%

Party	Candidate	Absentee		Early		Election		Total	
Precinct A121 (Ballots Cast: 125)									
STATE TREASURER, Vote For 1									
	Allison BALL	0	0.00%	0	0.00%	40	33.06%	40	33.06%
	Rick NELSON	0	0.00%	0	0.00%	81	66.94%	81	66.94%
	Cast Votes:	0	0.00%	0	0.00%	121	96.80%	121	96.80%
	Over Votes:	0	0.00%	0	0.00%	0	0.00%	0	0.00%
	Under Votes:	0	0.00%	0	0.00%	4	3.20%	4	3.20%
COMMISSIONER of AGRICULTURE, Vote For 1									
	Ryan F. QUARLES	0	0.00%	0	0.00%	38	31.40%	38	31.40%
	Jean-Marie LAWSON SPANN	0	0.00%	0	0.00%	83	68.60%	83	68.60%
	Cast Votes:	0	0.00%	0	0.00%	121	96.80%	121	96.80%
	Over Votes:	0	0.00%	0	0.00%	0	0.00%	0	0.00%
	Under Votes:	0	0.00%	0	0.00%	4	3.20%	4	3.20%
MEMBER BOARD of EDUCATION Covington Independent School District (Unexpired Term), Vote For 1									
	April Frese BROCKHOFF	0	0.00%	0	0.00%	65	100.00%	65	100.00%
	Cast Votes:	0	0.00%	0	0.00%	65	52.00%	65	52.00%
	Over Votes:	0	0.00%	0	0.00%	0	0.00%	0	0.00%
	Under Votes:	0	0.00%	0	0.00%	60	48.00%	60	48.00%

Total Number of Voters : 31,674 of 0 = 0.00%

Precincts Reporting 108 of 108 = 100.00%

Party	Candidate	Absentee		Early		Election		Total	
Precinct A122 (Ballots Cast: 239)									
STRAIGHT PARTY, Vote For 1									
	Republican Party	0	0.00%	0	0.00%	28	25.69%	28	25.69%
	Democratic Party	0	0.00%	0	0.00%	81	74.31%	81	74.31%
	Cast Votes:	0	0.00%	0	0.00%	109	45.61%	109	45.61%
	Over Votes:	0	0.00%	0	0.00%	0	0.00%	0	0.00%
	Under Votes:	0	0.00%	0	0.00%	130	54.39%	130	54.39%
GOVERNOR and LIEUTENANT GOVERNOR, Vote For 1									
	Matt BEVIN Jenean HAMPTON	0	0.00%	0	0.00%	70	29.66%	70	29.66%
	Jack CONWAY Sannie OVERLY	0	0.00%	0	0.00%	151	63.98%	151	63.98%
	Drew CURTIS Heather CURTIS	0	0.00%	0	0.00%	15	6.36%	15	6.36%
	Gatewood B. GATEWOOD Elisabeth ANDERSON (W)	0	0.00%	0	0.00%	0	0.00%	0	0.00%
	GALBRAITH (W)	0	0.00%	0	0.00%	0	0.00%	0	0.00%
	Blackii Effing WHYTE Philip JACOBS (W)	0	0.00%	0	0.00%	0	0.00%	0	0.00%
	Cast Votes:	0	0.00%	0	0.00%	236	98.74%	236	98.74%
	Over Votes:	0	0.00%	0	0.00%	0	0.00%	0	0.00%
	Under Votes:	0	0.00%	0	0.00%	3	1.26%	3	1.26%
SECRETARY of STATE, Vote For 1									
	Stephen L. KNIPPER	0	0.00%	0	0.00%	73	31.06%	73	31.06%
	Alison Lundergan GRIMES	0	0.00%	0	0.00%	162	68.94%	162	68.94%
	Cast Votes:	0	0.00%	0	0.00%	235	98.33%	235	98.33%
	Over Votes:	0	0.00%	0	0.00%	0	0.00%	0	0.00%
	Under Votes:	0	0.00%	0	0.00%	4	1.67%	4	1.67%
ATTORNEY GENERAL, Vote For 1									
	Whitney H. WESTERFIELD	0	0.00%	0	0.00%	68	29.44%	68	29.44%
	Andy BESHEAR	0	0.00%	0	0.00%	163	70.56%	163	70.56%
	Cast Votes:	0	0.00%	0	0.00%	231	96.65%	231	96.65%
	Over Votes:	0	0.00%	0	0.00%	0	0.00%	0	0.00%
	Under Votes:	0	0.00%	0	0.00%	8	3.35%	8	3.35%
AUDITOR of PUBLIC ACCOUNTS, Vote For 1									
	Mike HARMON	0	0.00%	0	0.00%	75	33.94%	75	33.94%
	Adam H. EDELEN	0	0.00%	0	0.00%	146	66.06%	146	66.06%
	Cast Votes:	0	0.00%	0	0.00%	221	92.47%	221	92.47%
	Over Votes:	0	0.00%	0	0.00%	0	0.00%	0	0.00%
	Under Votes:	0	0.00%	0	0.00%	18	7.53%	18	7.53%

Total Number of Voters : 31,674 of 0 = 0.00%

Precincts Reporting 108 of 108 = 100.00%

Party	Candidate	Absentee		Early		Election		Total	
Precinct A122 (Ballots Cast: 239)									
STATE TREASURER, Vote For 1									
	Allison BALL	0	0.00%	0	0.00%	81	35.68%	81	35.68%
	Rick NELSON	0	0.00%	0	0.00%	146	64.32%	146	64.32%
	Cast Votes:	0	0.00%	0	0.00%	227	94.98%	227	94.98%
	Over Votes:	0	0.00%	0	0.00%	0	0.00%	0	0.00%
	Under Votes:	0	0.00%	0	0.00%	12	5.02%	12	5.02%
COMMISSIONER of AGRICULTURE, Vote For 1									
	Ryan F. QUARLES	0	0.00%	0	0.00%	70	31.96%	70	31.96%
	Jean-Marie LAWSON SPANN	0	0.00%	0	0.00%	149	68.04%	149	68.04%
	Cast Votes:	0	0.00%	0	0.00%	219	91.63%	219	91.63%
	Over Votes:	0	0.00%	0	0.00%	0	0.00%	0	0.00%
	Under Votes:	0	0.00%	0	0.00%	20	8.37%	20	8.37%
MEMBER BOARD of EDUCATION Covington Independent School District (Unexpired Term), Vote For 1									
	April Frese BROCKHOFF	0	0.00%	0	0.00%	148	100.00%	148	100.00%
	Cast Votes:	0	0.00%	0	0.00%	148	61.92%	148	61.92%
	Over Votes:	0	0.00%	0	0.00%	0	0.00%	0	0.00%
	Under Votes:	0	0.00%	0	0.00%	91	38.08%	91	38.08%

Party	Candidate	Absentee		Early		Election		Total	
Precinct A123 (Ballots Cast: 157)									
STRAIGHT PARTY, Vote For 1									
	Republican Party	0	0.00%	0	0.00%	30	42.86%	30	42.86%
	Democratic Party	0	0.00%	0	0.00%	40	57.14%	40	57.14%
	Cast Votes:	0	0.00%	0	0.00%	70	44.59%	70	44.59%
	Over Votes:	0	0.00%	0	0.00%	0	0.00%	0	0.00%
	Under Votes:	0	0.00%	0	0.00%	87	55.41%	87	55.41%
GOVERNOR and LIEUTENANT GOVERNOR, Vote For 1									
	Matt BEVIN Jenean HAMPTON	0	0.00%	0	0.00%	63	40.13%	63	40.13%
	Jack CONWAY Sannie OVERLY	0	0.00%	0	0.00%	82	52.23%	82	52.23%
	Drew CURTIS Heather CURTIS	0	0.00%	0	0.00%	12	7.64%	12	7.64%
	Gatewood B. GATEWOOD Elisabeth ANDERSON (W)	0	0.00%	0	0.00%	0	0.00%	0	0.00%
	GALBRAITH (W)	0	0.00%	0	0.00%	0	0.00%	0	0.00%
	Blackii Effing WHYTE Philip JACOBS (W)	0	0.00%	0	0.00%	0	0.00%	0	0.00%
	Cast Votes:	0	0.00%	0	0.00%	157	100.00%	157	100.00%
	Over Votes:	0	0.00%	0	0.00%	0	0.00%	0	0.00%
	Under Votes:	0	0.00%	0	0.00%	0	0.00%	0	0.00%
SECRETARY of STATE, Vote For 1									
	Stephen L. KNIPPER	0	0.00%	0	0.00%	59	37.58%	59	37.58%
	Alison Lundergan GRIMES	0	0.00%	0	0.00%	98	62.42%	98	62.42%
	Cast Votes:	0	0.00%	0	0.00%	157	100.00%	157	100.00%
	Over Votes:	0	0.00%	0	0.00%	0	0.00%	0	0.00%
	Under Votes:	0	0.00%	0	0.00%	0	0.00%	0	0.00%
ATTORNEY GENERAL, Vote For 1									
	Whitney H. WESTERFIELD	0	0.00%	0	0.00%	50	32.05%	50	32.05%
	Andy BESHEAR	0	0.00%	0	0.00%	106	67.95%	106	67.95%
	Cast Votes:	0	0.00%	0	0.00%	156	99.36%	156	99.36%
	Over Votes:	0	0.00%	0	0.00%	0	0.00%	0	0.00%
	Under Votes:	0	0.00%	0	0.00%	1	0.64%	1	0.64%
AUDITOR of PUBLIC ACCOUNTS, Vote For 1									
	Mike HARMON	0	0.00%	0	0.00%	68	45.03%	68	45.03%
	Adam H. EDELEN	0	0.00%	0	0.00%	83	54.97%	83	54.97%
	Cast Votes:	0	0.00%	0	0.00%	151	96.18%	151	96.18%
	Over Votes:	0	0.00%	0	0.00%	0	0.00%	0	0.00%
	Under Votes:	0	0.00%	0	0.00%	6	3.82%	6	3.82%

Total Number of Voters : 31,674 of 0 = 0.00%

Precincts Reporting 108 of 108 = 100.00%

Party	Candidate	Absentee		Early		Election		Total	
Precinct A123 (Ballots Cast: 157)									
STATE TREASURER, Vote For 1									
	Allison BALL	0	0.00%	0	0.00%	71	47.33%	71	47.33%
	Rick NELSON	0	0.00%	0	0.00%	79	52.67%	79	52.67%
	Cast Votes:	0	0.00%	0	0.00%	150	95.54%	150	95.54%
	Over Votes:	0	0.00%	0	0.00%	0	0.00%	0	0.00%
	Under Votes:	0	0.00%	0	0.00%	7	4.46%	7	4.46%
COMMISSIONER of AGRICULTURE, Vote For 1									
	Ryan F. QUARLES	0	0.00%	0	0.00%	70	46.98%	70	46.98%
	Jean-Marie LAWSON SPANN	0	0.00%	0	0.00%	79	53.02%	79	53.02%
	Cast Votes:	0	0.00%	0	0.00%	149	94.90%	149	94.90%
	Over Votes:	0	0.00%	0	0.00%	0	0.00%	0	0.00%
	Under Votes:	0	0.00%	0	0.00%	8	5.10%	8	5.10%
MEMBER BOARD of EDUCATION Covington Independent School District (Unexpired Term), Vote For 1									
	April Frese BROCKHOFF	0	0.00%	0	0.00%	106	100.00%	106	100.00%
	Cast Votes:	0	0.00%	0	0.00%	106	67.52%	106	67.52%
	Over Votes:	0	0.00%	0	0.00%	0	0.00%	0	0.00%
	Under Votes:	0	0.00%	0	0.00%	51	32.48%	51	32.48%

Total Number of Voters : 31,674 of 0 = 0.00%

Precincts Reporting 108 of 108 = 100.00%

Party	Candidate	Absentee		Early		Election		Total	
Precinct A124 (Ballots Cast: 241)									
STRAIGHT PARTY, Vote For 1									
	Republican Party	0	0.00%	0	0.00%	55	46.22%	55	46.22%
	Democratic Party	0	0.00%	0	0.00%	64	53.78%	64	53.78%
	Cast Votes:	0	0.00%	0	0.00%	119	49.38%	119	49.38%
	Over Votes:	0	0.00%	0	0.00%	0	0.00%	0	0.00%
	Under Votes:	0	0.00%	0	0.00%	122	50.62%	122	50.62%
GOVERNOR and LIEUTENANT GOVERNOR, Vote For 1									
	Matt BEVIN Jenean HAMPTON	0	0.00%	0	0.00%	100	41.67%	100	41.67%
	Jack CONWAY Sannie OVERLY	0	0.00%	0	0.00%	130	54.17%	130	54.17%
	Drew CURTIS Heather CURTIS	0	0.00%	0	0.00%	10	4.17%	10	4.17%
	Gatewood B. GATEWOOD Elisabeth ANDERSON (W)	0	0.00%	0	0.00%	0	0.00%	0	0.00%
	GALBRAITH (W)	0	0.00%	0	0.00%	0	0.00%	0	0.00%
	Blackii Effing WHYTE Philip JACOBS (W)	0	0.00%	0	0.00%	0	0.00%	0	0.00%
	Cast Votes:	0	0.00%	0	0.00%	240	99.59%	240	99.59%
	Over Votes:	0	0.00%	0	0.00%	0	0.00%	0	0.00%
	Under Votes:	0	0.00%	0	0.00%	1	0.41%	1	0.41%
SECRETARY of STATE, Vote For 1									
	Stephen L. KNIPPER	0	0.00%	0	0.00%	108	45.38%	108	45.38%
	Alison Lundergan GRIMES	0	0.00%	0	0.00%	130	54.62%	130	54.62%
	Cast Votes:	0	0.00%	0	0.00%	238	98.76%	238	98.76%
	Over Votes:	0	0.00%	0	0.00%	0	0.00%	0	0.00%
	Under Votes:	0	0.00%	0	0.00%	3	1.24%	3	1.24%
ATTORNEY GENERAL, Vote For 1									
	Whitney H. WESTERFIELD	0	0.00%	0	0.00%	97	40.42%	97	40.42%
	Andy BESHEAR	0	0.00%	0	0.00%	143	59.58%	143	59.58%
	Cast Votes:	0	0.00%	0	0.00%	240	99.59%	240	99.59%
	Over Votes:	0	0.00%	0	0.00%	0	0.00%	0	0.00%
	Under Votes:	0	0.00%	0	0.00%	1	0.41%	1	0.41%
AUDITOR of PUBLIC ACCOUNTS, Vote For 1									
	Mike HARMON	0	0.00%	0	0.00%	108	46.55%	108	46.55%
	Adam H. EDELEN	0	0.00%	0	0.00%	124	53.45%	124	53.45%
	Cast Votes:	0	0.00%	0	0.00%	232	96.27%	232	96.27%
	Over Votes:	0	0.00%	0	0.00%	0	0.00%	0	0.00%
	Under Votes:	0	0.00%	0	0.00%	9	3.73%	9	3.73%

Total Number of Voters : 31,674 of 0 = 0.00%

Precincts Reporting 108 of 108 = 100.00%

Party	Candidate	Absentee		Early		Election		Total	
Precinct A124 (Ballots Cast: 241)									
STATE TREASURER, Vote For 1									
	Allison BALL	0	0.00%	0	0.00%	113	48.71%	113	48.71%
	Rick NELSON	0	0.00%	0	0.00%	119	51.29%	119	51.29%
	Cast Votes:	0	0.00%	0	0.00%	232	96.27%	232	96.27%
	Over Votes:	0	0.00%	0	0.00%	0	0.00%	0	0.00%
	Under Votes:	0	0.00%	0	0.00%	9	3.73%	9	3.73%
COMMISSIONER of AGRICULTURE, Vote For 1									
	Ryan F. QUARLES	0	0.00%	0	0.00%	113	48.92%	113	48.92%
	Jean-Marie LAWSON SPANN	0	0.00%	0	0.00%	118	51.08%	118	51.08%
	Cast Votes:	0	0.00%	0	0.00%	231	95.85%	231	95.85%
	Over Votes:	0	0.00%	0	0.00%	0	0.00%	0	0.00%
	Under Votes:	0	0.00%	0	0.00%	10	4.15%	10	4.15%
MEMBER BOARD of EDUCATION Covington Independent School District (Unexpired Term), Vote For 1									
	April Frese BROCKHOFF	0	0.00%	0	0.00%	164	100.00%	164	100.00%
	Cast Votes:	0	0.00%	0	0.00%	164	68.05%	164	68.05%
	Over Votes:	0	0.00%	0	0.00%	0	0.00%	0	0.00%
	Under Votes:	0	0.00%	0	0.00%	77	31.95%	77	31.95%

Total Number of Voters : 31,674 of 0 = 0.00%

Precincts Reporting 108 of 108 = 100.00%

Party / Candidate	Absentee		Early		Election		Total	
Precinct A131 (Ballots Cast: 485)								
STRAIGHT PARTY, Vote For 1								
Republican Party	0	0.00%	0	0.00%	159	64.63%	159	64.63%
Democratic Party	0	0.00%	0	0.00%	87	35.37%	87	35.37%
Cast Votes:	0	0.00%	0	0.00%	246	50.72%	246	50.72%
Over Votes:	0	0.00%	0	0.00%	0	0.00%	0	0.00%
Under Votes:	0	0.00%	0	0.00%	239	49.28%	239	49.28%
GOVERNOR and LIEUTENANT GOVERNOR, Vote For 1								
Matt BEVIN Jenean HAMPTON	0	0.00%	0	0.00%	278	57.56%	278	57.56%
Jack CONWAY Sannie OVERLY	0	0.00%	0	0.00%	186	38.51%	186	38.51%
Drew CURTIS Heather CURTIS	0	0.00%	0	0.00%	19	3.93%	19	3.93%
Gatewood B. GATEWOOD Elisabeth ANDERSON (W)	0	0.00%	0	0.00%	0	0.00%	0	0.00%
GALBRAITH (W)	0	0.00%	0	0.00%	0	0.00%	0	0.00%
Blackii Effing WHYTE Philip JACOBS (W)	0	0.00%	0	0.00%	0	0.00%	0	0.00%
Cast Votes:	0	0.00%	0	0.00%	483	99.59%	483	99.59%
Over Votes:	0	0.00%	0	0.00%	0	0.00%	0	0.00%
Under Votes:	0	0.00%	0	0.00%	2	0.41%	2	0.41%
SECRETARY of STATE, Vote For 1								
Stephen L. KNIPPER	0	0.00%	0	0.00%	300	61.98%	300	61.98%
Alison Lundergan GRIMES	0	0.00%	0	0.00%	184	38.02%	184	38.02%
Cast Votes:	0	0.00%	0	0.00%	484	99.79%	484	99.79%
Over Votes:	0	0.00%	0	0.00%	0	0.00%	0	0.00%
Under Votes:	0	0.00%	0	0.00%	1	0.21%	1	0.21%
ATTORNEY GENERAL, Vote For 1								
Whitney H. WESTERFIELD	0	0.00%	0	0.00%	256	53.56%	256	53.56%
Andy BESHEAR	0	0.00%	0	0.00%	222	46.44%	222	46.44%
Cast Votes:	0	0.00%	0	0.00%	478	98.56%	478	98.56%
Over Votes:	0	0.00%	0	0.00%	0	0.00%	0	0.00%
Under Votes:	0	0.00%	0	0.00%	7	1.44%	7	1.44%
AUDITOR of PUBLIC ACCOUNTS, Vote For 1								
Mike HARMON	0	0.00%	0	0.00%	288	61.41%	288	61.41%
Adam H. EDELEN	0	0.00%	0	0.00%	181	38.59%	181	38.59%
Cast Votes:	0	0.00%	0	0.00%	469	96.70%	469	96.70%
Over Votes:	0	0.00%	0	0.00%	0	0.00%	0	0.00%
Under Votes:	0	0.00%	0	0.00%	16	3.30%	16	3.30%

Total Number of Voters : 31,674 of 0 = 0.00%

Precincts Reporting 108 of 108 = 100.00%

Party	Candidate	Absentee		Early		Election		Total	
Precinct A131 (Ballots Cast: 485)									
STATE TREASURER, Vote For 1									
	Allison BALL	0	0.00%	0	0.00%	304	63.87%	304	63.87%
	Rick NELSON	0	0.00%	0	0.00%	172	36.13%	172	36.13%
	Cast Votes:	0	0.00%	0	0.00%	476	98.14%	476	98.14%
	Over Votes:	0	0.00%	0	0.00%	0	0.00%	0	0.00%
	Under Votes:	0	0.00%	0	0.00%	9	1.86%	9	1.86%
COMMISSIONER of AGRICULTURE, Vote For 1									
	Ryan F. QUARLES	0	0.00%	0	0.00%	296	63.25%	296	63.25%
	Jean-Marie LAWSON SPANN	0	0.00%	0	0.00%	172	36.75%	172	36.75%
	Cast Votes:	0	0.00%	0	0.00%	468	96.49%	468	96.49%
	Over Votes:	0	0.00%	0	0.00%	0	0.00%	0	0.00%
	Under Votes:	0	0.00%	0	0.00%	17	3.51%	17	3.51%

Party	Candidate	Absentee		Early		Election		Total	
Precinct A135 (Ballots Cast: 237)									
STRAIGHT PARTY, Vote For 1									
	Republican Party	0	0.00%	0	0.00%	67	60.91%	67	60.91%
	Democratic Party	0	0.00%	0	0.00%	43	39.09%	43	39.09%
	Cast Votes:	0	0.00%	0	0.00%	110	46.41%	110	46.41%
	Over Votes:	0	0.00%	0	0.00%	0	0.00%	0	0.00%
	Under Votes:	0	0.00%	0	0.00%	127	53.59%	127	53.59%
GOVERNOR and LIEUTENANT GOVERNOR, Vote For 1									
	Matt BEVIN Jenean HAMPTON	0	0.00%	0	0.00%	121	51.27%	121	51.27%
	Jack CONWAY Sannie OVERLY	0	0.00%	0	0.00%	103	43.64%	103	43.64%
	Drew CURTIS Heather CURTIS	0	0.00%	0	0.00%	12	5.08%	12	5.08%
	Gatewood B. GATEWOOD Elisabeth ANDERSON (W)	0	0.00%	0	0.00%	0	0.00%	0	0.00%
	GALBRAITH (W)	0	0.00%	0	0.00%	0	0.00%	0	0.00%
	Blackii Effing WHYTE Philip JACOBS (W)	0	0.00%	0	0.00%	0	0.00%	0	0.00%
	Cast Votes:	0	0.00%	0	0.00%	236	99.58%	236	99.58%
	Over Votes:	0	0.00%	0	0.00%	0	0.00%	0	0.00%
	Under Votes:	0	0.00%	0	0.00%	1	0.42%	1	0.42%
SECRETARY of STATE, Vote For 1									
	Stephen L. KNIPPER	0	0.00%	0	0.00%	130	55.79%	130	55.79%
	Alison Lundergan GRIMES	0	0.00%	0	0.00%	103	44.21%	103	44.21%
	Cast Votes:	0	0.00%	0	0.00%	233	98.31%	233	98.31%
	Over Votes:	0	0.00%	0	0.00%	0	0.00%	0	0.00%
	Under Votes:	0	0.00%	0	0.00%	4	1.69%	4	1.69%
ATTORNEY GENERAL, Vote For 1									
	Whitney H. WESTERFIELD	0	0.00%	0	0.00%	105	45.26%	105	45.26%
	Andy BESHEAR	0	0.00%	0	0.00%	127	54.74%	127	54.74%
	Cast Votes:	0	0.00%	0	0.00%	232	97.89%	232	97.89%
	Over Votes:	0	0.00%	0	0.00%	0	0.00%	0	0.00%
	Under Votes:	0	0.00%	0	0.00%	5	2.11%	5	2.11%
AUDITOR of PUBLIC ACCOUNTS, Vote For 1									
	Mike HARMON	0	0.00%	0	0.00%	131	58.22%	131	58.22%
	Adam H. EDELEN	0	0.00%	0	0.00%	94	41.78%	94	41.78%
	Cast Votes:	0	0.00%	0	0.00%	225	94.94%	225	94.94%
	Over Votes:	0	0.00%	0	0.00%	0	0.00%	0	0.00%
	Under Votes:	0	0.00%	0	0.00%	12	5.06%	12	5.06%

Total Number of Voters : 31,674 of 0 = 0.00%

Precincts Reporting 108 of 108 = 100.00%

Party	Candidate	Absentee		Early		Election		Total	
Precinct A135 (Ballots Cast: 237)									
STATE TREASURER, Vote For 1									
	Allison BALL	0	0.00%	0	0.00%	143	63.56%	143	63.56%
	Rick NELSON	0	0.00%	0	0.00%	82	36.44%	82	36.44%
	Cast Votes:	0	0.00%	0	0.00%	225	94.94%	225	94.94%
	Over Votes:	0	0.00%	0	0.00%	0	0.00%	0	0.00%
	Under Votes:	0	0.00%	0	0.00%	12	5.06%	12	5.06%
COMMISSIONER of AGRICULTURE, Vote For 1									
	Ryan F. QUARLES	0	0.00%	0	0.00%	136	60.99%	136	60.99%
	Jean-Marie LAWSON SPANN	0	0.00%	0	0.00%	87	39.01%	87	39.01%
	Cast Votes:	0	0.00%	0	0.00%	223	94.09%	223	94.09%
	Over Votes:	0	0.00%	0	0.00%	0	0.00%	0	0.00%
	Under Votes:	0	0.00%	0	0.00%	14	5.91%	14	5.91%

Total Number of Voters : 31,674 of 0 = 0.00%

Precincts Reporting 108 of 108 = 100.00%

Party	Candidate	Absentee		Early		Election		Total	
Precinct B122 (Ballots Cast: 566)									
STRAIGHT PARTY, Vote For 1									
Republican Party		0	0.00%	0	0.00%	205	71.93%	205	71.93%
Democratic Party		0	0.00%	0	0.00%	80	28.07%	80	28.07%
	Cast Votes:	0	0.00%	0	0.00%	285	50.35%	285	50.35%
	Over Votes:	0	0.00%	0	0.00%	0	0.00%	0	0.00%
	Under Votes:	0	0.00%	0	0.00%	281	49.65%	281	49.65%
GOVERNOR and LIEUTENANT GOVERNOR, Vote For 1									
Matt BEVIN Jenean HAMPTON		0	0.00%	0	0.00%	353	63.26%	353	63.26%
Jack CONWAY Sannie OVERLY		0	0.00%	0	0.00%	187	33.51%	187	33.51%
Drew CURTIS Heather CURTIS		0	0.00%	0	0.00%	18	3.23%	18	3.23%
Gatewood B. GATEWOOD Elisabeth ANDERSON (W)		0	0.00%	0	0.00%	0	0.00%	0	0.00%
GALBRAITH (W)		0	0.00%	0	0.00%	0	0.00%	0	0.00%
Blackii Effing WHYTE Philip JACOBS (W)		0	0.00%	0	0.00%	0	0.00%	0	0.00%
	Cast Votes:	0	0.00%	0	0.00%	558	98.59%	558	98.59%
	Over Votes:	0	0.00%	0	0.00%	0	0.00%	0	0.00%
	Under Votes:	0	0.00%	0	0.00%	8	1.41%	8	1.41%
SECRETARY of STATE, Vote For 1									
Stephen L. KNIPPER		0	0.00%	0	0.00%	371	65.78%	371	65.78%
Alison Lundergan GRIMES		0	0.00%	0	0.00%	193	34.22%	193	34.22%
	Cast Votes:	0	0.00%	0	0.00%	564	99.65%	564	99.65%
	Over Votes:	0	0.00%	0	0.00%	0	0.00%	0	0.00%
	Under Votes:	0	0.00%	0	0.00%	2	0.35%	2	0.35%
ATTORNEY GENERAL, Vote For 1									
Whitney H. WESTERFIELD		0	0.00%	0	0.00%	330	59.14%	330	59.14%
Andy BESHEAR		0	0.00%	0	0.00%	228	40.86%	228	40.86%
	Cast Votes:	0	0.00%	0	0.00%	558	98.59%	558	98.59%
	Over Votes:	0	0.00%	0	0.00%	0	0.00%	0	0.00%
	Under Votes:	0	0.00%	0	0.00%	8	1.41%	8	1.41%
AUDITOR of PUBLIC ACCOUNTS, Vote For 1									
Mike HARMON		0	0.00%	0	0.00%	366	66.91%	366	66.91%
Adam H. EDELEN		0	0.00%	0	0.00%	181	33.09%	181	33.09%
	Cast Votes:	0	0.00%	0	0.00%	547	96.64%	547	96.64%
	Over Votes:	0	0.00%	0	0.00%	0	0.00%	0	0.00%
	Under Votes:	0	0.00%	0	0.00%	19	3.36%	19	3.36%

Total Number of Voters : 31,674 of 0 = 0.00%

Precincts Reporting 108 of 108 = 100.00%

Party	Candidate	Absentee		Early		Election		Total	
Precinct B122 (Ballots Cast: 566)									
STATE TREASURER, Vote For 1									
	Allison BALL	0	0.00%	0	0.00%	400	72.33%	400	72.33%
	Rick NELSON	0	0.00%	0	0.00%	153	27.67%	153	27.67%
	Cast Votes:	0	0.00%	0	0.00%	553	97.70%	553	97.70%
	Over Votes:	0	0.00%	0	0.00%	0	0.00%	0	0.00%
	Under Votes:	0	0.00%	0	0.00%	13	2.30%	13	2.30%
COMMISSIONER of AGRICULTURE, Vote For 1									
	Ryan F. QUARLES	0	0.00%	0	0.00%	383	70.66%	383	70.66%
	Jean-Marie LAWSON SPANN	0	0.00%	0	0.00%	159	29.34%	159	29.34%
	Cast Votes:	0	0.00%	0	0.00%	542	95.76%	542	95.76%
	Over Votes:	0	0.00%	0	0.00%	0	0.00%	0	0.00%
	Under Votes:	0	0.00%	0	0.00%	24	4.24%	24	4.24%

Total Number of Voters : 31,674 of 0 = 0.00%

Precincts Reporting 108 of 108 = 100.00%

Party	Candidate	Absentee		Early		Election		Total	
Precinct B143 (Ballots Cast: 6)									
STRAIGHT PARTY, Vote For 1									
	Republican Party	0	0.00%	0	0.00%	1	50.00%	1	50.00%
	Democratic Party	0	0.00%	0	0.00%	1	50.00%	1	50.00%
	Cast Votes:	0	0.00%	0	0.00%	2	33.33%	2	33.33%
	Over Votes:	0	0.00%	0	0.00%	0	0.00%	0	0.00%
	Under Votes:	0	0.00%	0	0.00%	4	66.67%	4	66.67%
GOVERNOR and LIEUTENANT GOVERNOR, Vote For 1									
	Matt BEVIN Jenean HAMPTON	0	0.00%	0	0.00%	2	33.33%	2	33.33%
	Jack CONWAY Sannie OVERLY	0	0.00%	0	0.00%	4	66.67%	4	66.67%
	Drew CURTIS Heather CURTIS	0	0.00%	0	0.00%	0	0.00%	0	0.00%
	Gatewood B. GATEWOOD Elisabeth ANDERSON (W)	0	0.00%	0	0.00%	0	0.00%	0	0.00%
	GALBRAITH (W)	0	0.00%	0	0.00%	0	0.00%	0	0.00%
	Blackii Effing WHYTE Philip JACOBS (W)	0	0.00%	0	0.00%	0	0.00%	0	0.00%
	Cast Votes:	0	0.00%	0	0.00%	6	100.00%	6	100.00%
	Over Votes:	0	0.00%	0	0.00%	0	0.00%	0	0.00%
	Under Votes:	0	0.00%	0	0.00%	0	0.00%	0	0.00%
SECRETARY of STATE, Vote For 1									
	Stephen L. KNIPPER	0	0.00%	0	0.00%	2	50.00%	2	50.00%
	Alison Lundergan GRIMES	0	0.00%	0	0.00%	2	50.00%	2	50.00%
	Cast Votes:	0	0.00%	0	0.00%	4	66.67%	4	66.67%
	Over Votes:	0	0.00%	0	0.00%	0	0.00%	0	0.00%
	Under Votes:	0	0.00%	0	0.00%	2	33.33%	2	33.33%
ATTORNEY GENERAL, Vote For 1									
	Whitney H. WESTERFIELD	0	0.00%	0	0.00%	1	20.00%	1	20.00%
	Andy BESHEAR	0	0.00%	0	0.00%	4	80.00%	4	80.00%
	Cast Votes:	0	0.00%	0	0.00%	5	83.33%	5	83.33%
	Over Votes:	0	0.00%	0	0.00%	0	0.00%	0	0.00%
	Under Votes:	0	0.00%	0	0.00%	1	16.67%	1	16.67%
AUDITOR of PUBLIC ACCOUNTS, Vote For 1									
	Mike HARMON	0	0.00%	0	0.00%	2	50.00%	2	50.00%
	Adam H. EDELEN	0	0.00%	0	0.00%	2	50.00%	2	50.00%
	Cast Votes:	0	0.00%	0	0.00%	4	66.67%	4	66.67%
	Over Votes:	0	0.00%	0	0.00%	0	0.00%	0	0.00%
	Under Votes:	0	0.00%	0	0.00%	2	33.33%	2	33.33%

Total Number of Voters : 31,674 of 0 = 0.00%

Precincts Reporting 108 of 108 = 100.00%

Party	Candidate	Absentee		Early		Election		Total	
Precinct B143 (Ballots Cast: 6)									
STATE TREASURER, Vote For 1									
	Allison BALL	0	0.00%	0	0.00%	2	50.00%	2	50.00%
	Rick NELSON	0	0.00%	0	0.00%	2	50.00%	2	50.00%
	Cast Votes:	0	0.00%	0	0.00%	4	66.67%	4	66.67%
	Over Votes:	0	0.00%	0	0.00%	0	0.00%	0	0.00%
	Under Votes:	0	0.00%	0	0.00%	2	33.33%	2	33.33%
COMMISSIONER of AGRICULTURE, Vote For 1									
	Ryan F. QUARLES	0	0.00%	0	0.00%	2	50.00%	2	50.00%
	Jean-Marie LAWSON SPANN	0	0.00%	0	0.00%	2	50.00%	2	50.00%
	Cast Votes:	0	0.00%	0	0.00%	4	66.67%	4	66.67%
	Over Votes:	0	0.00%	0	0.00%	0	0.00%	0	0.00%
	Under Votes:	0	0.00%	0	0.00%	2	33.33%	2	33.33%

Total Number of Voters : 31,674 of 0 = 0.00%

Precincts Reporting 108 of 108 = 100.00%

Party	Candidate	Absentee		Early		Election		Total	
Precinct C101 (Ballots Cast: 170)									
STRAIGHT PARTY, Vote For 1									
	Republican Party	0	0.00%	0	0.00%	66	75.00%	66	75.00%
	Democratic Party	0	0.00%	0	0.00%	22	25.00%	22	25.00%
	Cast Votes:	0	0.00%	0	0.00%	88	51.76%	88	51.76%
	Over Votes:	0	0.00%	0	0.00%	0	0.00%	0	0.00%
	Under Votes:	0	0.00%	0	0.00%	82	48.24%	82	48.24%
GOVERNOR and LIEUTENANT GOVERNOR, Vote For 1									
	Matt BEVIN Jenean HAMPTON	0	0.00%	0	0.00%	97	57.74%	97	57.74%
	Jack CONWAY Sannie OVERLY	0	0.00%	0	0.00%	64	38.10%	64	38.10%
	Drew CURTIS Heather CURTIS	0	0.00%	0	0.00%	7	4.17%	7	4.17%
	Gatewood B. GATEWOOD Elisabeth ANDERSON (W)	0	0.00%	0	0.00%	0	0.00%	0	0.00%
	GALBRAITH (W)	0	0.00%	0	0.00%	0	0.00%	0	0.00%
	Blackii Effing WHYTE Philip JACOBS (W)	0	0.00%	0	0.00%	0	0.00%	0	0.00%
	Cast Votes:	0	0.00%	0	0.00%	168	98.82%	168	98.82%
	Over Votes:	0	0.00%	0	0.00%	0	0.00%	0	0.00%
	Under Votes:	0	0.00%	0	0.00%	2	1.18%	2	1.18%
SECRETARY of STATE, Vote For 1									
	Stephen L. KNIPPER	0	0.00%	0	0.00%	104	61.18%	104	61.18%
	Alison Lundergan GRIMES	0	0.00%	0	0.00%	66	38.82%	66	38.82%
	Cast Votes:	0	0.00%	0	0.00%	170	100.00%	170	100.00%
	Over Votes:	0	0.00%	0	0.00%	0	0.00%	0	0.00%
	Under Votes:	0	0.00%	0	0.00%	0	0.00%	0	0.00%
ATTORNEY GENERAL, Vote For 1									
	Whitney H. WESTERFIELD	0	0.00%	0	0.00%	100	59.17%	100	59.17%
	Andy BESHEAR	0	0.00%	0	0.00%	69	40.83%	69	40.83%
	Cast Votes:	0	0.00%	0	0.00%	169	99.41%	169	99.41%
	Over Votes:	0	0.00%	0	0.00%	0	0.00%	0	0.00%
	Under Votes:	0	0.00%	0	0.00%	1	0.59%	1	0.59%
AUDITOR of PUBLIC ACCOUNTS, Vote For 1									
	Mike HARMON	0	0.00%	0	0.00%	112	68.29%	112	68.29%
	Adam H. EDELEN	0	0.00%	0	0.00%	52	31.71%	52	31.71%
	Cast Votes:	0	0.00%	0	0.00%	164	96.47%	164	96.47%
	Over Votes:	0	0.00%	0	0.00%	0	0.00%	0	0.00%
	Under Votes:	0	0.00%	0	0.00%	6	3.53%	6	3.53%

Total Number of Voters : 31,674 of 0 = 0.00%

Precincts Reporting 108 of 108 = 100.00%

Party	Candidate	Absentee		Early		Election		Total	
Precinct C101 (Ballots Cast: 170)									
STATE TREASURER, Vote For 1									
	Allison BALL	0	0.00%	0	0.00%	112	68.29%	112	68.29%
	Rick NELSON	0	0.00%	0	0.00%	52	31.71%	52	31.71%
	Cast Votes:	0	0.00%	0	0.00%	164	96.47%	164	96.47%
	Over Votes:	0	0.00%	0	0.00%	0	0.00%	0	0.00%
	Under Votes:	0	0.00%	0	0.00%	6	3.53%	6	3.53%
COMMISSIONER of AGRICULTURE, Vote For 1									
	Ryan F. QUARLES	0	0.00%	0	0.00%	111	67.27%	111	67.27%
	Jean-Marie LAWSON SPANN	0	0.00%	0	0.00%	54	32.73%	54	32.73%
	Cast Votes:	0	0.00%	0	0.00%	165	97.06%	165	97.06%
	Over Votes:	0	0.00%	0	0.00%	0	0.00%	0	0.00%
	Under Votes:	0	0.00%	0	0.00%	5	2.94%	5	2.94%

Party	Candidate	Absentee		Early		Election		Total	
Precinct C102 (Ballots Cast: 430)									
STRAIGHT PARTY, Vote For 1									
	Republican Party	0	0.00%	0	0.00%	132	69.84%	132	69.84%
	Democratic Party	0	0.00%	0	0.00%	57	30.16%	57	30.16%
	Cast Votes:	0	0.00%	0	0.00%	189	43.95%	189	43.95%
	Over Votes:	0	0.00%	0	0.00%	0	0.00%	0	0.00%
	Under Votes:	0	0.00%	0	0.00%	241	56.05%	241	56.05%
GOVERNOR and LIEUTENANT GOVERNOR, Vote For 1									
	Matt BEVIN Jenean HAMPTON	0	0.00%	0	0.00%	259	60.37%	259	60.37%
	Jack CONWAY Sannie OVERLY	0	0.00%	0	0.00%	161	37.53%	161	37.53%
	Drew CURTIS Heather CURTIS	0	0.00%	0	0.00%	9	2.10%	9	2.10%
	Gatewood B. GATEWOOD Elisabeth ANDERSON (W)	0	0.00%	0	0.00%	0	0.00%	0	0.00%
	GALBRAITH (W)	0	0.00%	0	0.00%	0	0.00%	0	0.00%
	Blackii Effing WHYTE Philip JACOBS (W)	0	0.00%	0	0.00%	0	0.00%	0	0.00%
	Cast Votes:	0	0.00%	0	0.00%	429	99.77%	429	99.77%
	Over Votes:	0	0.00%	0	0.00%	0	0.00%	0	0.00%
	Under Votes:	0	0.00%	0	0.00%	1	0.23%	1	0.23%
SECRETARY of STATE, Vote For 1									
	Stephen L. KNIPPER	0	0.00%	0	0.00%	252	59.29%	252	59.29%
	Alison Lundergan GRIMES	0	0.00%	0	0.00%	173	40.71%	173	40.71%
	Cast Votes:	0	0.00%	0	0.00%	425	98.84%	425	98.84%
	Over Votes:	0	0.00%	0	0.00%	0	0.00%	0	0.00%
	Under Votes:	0	0.00%	0	0.00%	5	1.16%	5	1.16%
ATTORNEY GENERAL, Vote For 1									
	Whitney H. WESTERFIELD	0	0.00%	0	0.00%	240	56.60%	240	56.60%
	Andy BESHEAR	0	0.00%	0	0.00%	184	43.40%	184	43.40%
	Cast Votes:	0	0.00%	0	0.00%	424	98.60%	424	98.60%
	Over Votes:	0	0.00%	0	0.00%	0	0.00%	0	0.00%
	Under Votes:	0	0.00%	0	0.00%	6	1.40%	6	1.40%
AUDITOR of PUBLIC ACCOUNTS, Vote For 1									
	Mike HARMON	0	0.00%	0	0.00%	275	67.90%	275	67.90%
	Adam H. EDELEN	0	0.00%	0	0.00%	130	32.10%	130	32.10%
	Cast Votes:	0	0.00%	0	0.00%	405	94.19%	405	94.19%
	Over Votes:	0	0.00%	0	0.00%	0	0.00%	0	0.00%
	Under Votes:	0	0.00%	0	0.00%	25	5.81%	25	5.81%

Total Number of Voters : 31,674 of 0 = 0.00%

Precincts Reporting 108 of 108 = 100.00%

Party	Candidate	Absentee		Early		Election		Total	
Precinct C102 (Ballots Cast: 430)									
STATE TREASURER, Vote For 1									
	Allison BALL	0	0.00%	0	0.00%	303	73.37%	303	73.37%
	Rick NELSON	0	0.00%	0	0.00%	110	26.63%	110	26.63%
	Cast Votes:	0	0.00%	0	0.00%	413	96.05%	413	96.05%
	Over Votes:	0	0.00%	0	0.00%	0	0.00%	0	0.00%
	Under Votes:	0	0.00%	0	0.00%	17	3.95%	17	3.95%
COMMISSIONER of AGRICULTURE, Vote For 1									
	Ryan F. QUARLES	0	0.00%	0	0.00%	264	65.51%	264	65.51%
	Jean-Marie LAWSON SPANN	0	0.00%	0	0.00%	139	34.49%	139	34.49%
	Cast Votes:	0	0.00%	0	0.00%	403	93.72%	403	93.72%
	Over Votes:	0	0.00%	0	0.00%	0	0.00%	0	0.00%
	Under Votes:	0	0.00%	0	0.00%	27	6.28%	27	6.28%

Total Number of Voters : 31,674 of 0 = 0.00%

Precincts Reporting 108 of 108 = 100.00%

Party	Candidate	Absentee		Early		Election		Total	
Precinct C138 (Ballots Cast: 234)									
STRAIGHT PARTY, Vote For 1									
	Republican Party	0	0.00%	0	0.00%	98	74.81%	98	74.81%
	Democratic Party	0	0.00%	0	0.00%	33	25.19%	33	25.19%
	Cast Votes:	0	0.00%	0	0.00%	131	55.98%	131	55.98%
	Over Votes:	0	0.00%	0	0.00%	0	0.00%	0	0.00%
	Under Votes:	0	0.00%	0	0.00%	103	44.02%	103	44.02%
GOVERNOR and LIEUTENANT GOVERNOR, Vote For 1									
	Matt BEVIN Jenean HAMPTON	0	0.00%	0	0.00%	157	67.38%	157	67.38%
	Jack CONWAY Sannie OVERLY	0	0.00%	0	0.00%	68	29.18%	68	29.18%
	Drew CURTIS Heather CURTIS	0	0.00%	0	0.00%	8	3.43%	8	3.43%
	Gatewood B. GATEWOOD Elisabeth ANDERSON (W)	0	0.00%	0	0.00%	0	0.00%	0	0.00%
	GALBRAITH (W)	0	0.00%	0	0.00%	0	0.00%	0	0.00%
	Blackii Effing WHYTE Philip JACOBS (W)	0	0.00%	0	0.00%	0	0.00%	0	0.00%
	Cast Votes:	0	0.00%	0	0.00%	233	99.57%	233	99.57%
	Over Votes:	0	0.00%	0	0.00%	0	0.00%	0	0.00%
	Under Votes:	0	0.00%	0	0.00%	1	0.43%	1	0.43%
SECRETARY of STATE, Vote For 1									
	Stephen L. KNIPPER	0	0.00%	0	0.00%	154	66.09%	154	66.09%
	Alison Lundergan GRIMES	0	0.00%	0	0.00%	79	33.91%	79	33.91%
	Cast Votes:	0	0.00%	0	0.00%	233	99.57%	233	99.57%
	Over Votes:	0	0.00%	0	0.00%	0	0.00%	0	0.00%
	Under Votes:	0	0.00%	0	0.00%	1	0.43%	1	0.43%
ATTORNEY GENERAL, Vote For 1									
	Whitney H. WESTERFIELD	0	0.00%	0	0.00%	139	61.23%	139	61.23%
	Andy BESHEAR	0	0.00%	0	0.00%	88	38.77%	88	38.77%
	Cast Votes:	0	0.00%	0	0.00%	227	97.01%	227	97.01%
	Over Votes:	0	0.00%	0	0.00%	0	0.00%	0	0.00%
	Under Votes:	0	0.00%	0	0.00%	7	2.99%	7	2.99%
AUDITOR of PUBLIC ACCOUNTS, Vote For 1									
	Mike HARMON	0	0.00%	0	0.00%	159	70.04%	159	70.04%
	Adam H. EDELEN	0	0.00%	0	0.00%	68	29.96%	68	29.96%
	Cast Votes:	0	0.00%	0	0.00%	227	97.01%	227	97.01%
	Over Votes:	0	0.00%	0	0.00%	0	0.00%	0	0.00%
	Under Votes:	0	0.00%	0	0.00%	7	2.99%	7	2.99%

Total Number of Voters : 31,674 of 0 = 0.00%

Precincts Reporting 108 of 108 = 100.00%

Party	Candidate	Absentee		Early		Election		Total	
Precinct C138 (Ballots Cast: 234)									
STATE TREASURER, Vote For 1									
	Allison BALL	0	0.00%	0	0.00%	171	74.03%	171	74.03%
	Rick NELSON	0	0.00%	0	0.00%	60	25.97%	60	25.97%
	Cast Votes:	0	0.00%	0	0.00%	231	98.72%	231	98.72%
	Over Votes:	0	0.00%	0	0.00%	0	0.00%	0	0.00%
	Under Votes:	0	0.00%	0	0.00%	3	1.28%	3	1.28%
COMMISSIONER of AGRICULTURE, Vote For 1									
	Ryan F. QUARLES	0	0.00%	0	0.00%	159	70.67%	159	70.67%
	Jean-Marie LAWSON SPANN	0	0.00%	0	0.00%	66	29.33%	66	29.33%
	Cast Votes:	0	0.00%	0	0.00%	225	96.15%	225	96.15%
	Over Votes:	0	0.00%	0	0.00%	0	0.00%	0	0.00%
	Under Votes:	0	0.00%	0	0.00%	9	3.85%	9	3.85%

Total Number of Voters : 31,674 of 0 = 0.00%

Precincts Reporting 108 of 108 = 100.00%

Party	Candidate	Absentee		Early		Election		Total	
Precinct C142 (Ballots Cast: 0)									
STRAIGHT PARTY, Vote For 1									
Republican Party		0	0.00%	0	0.00%	0	0.00%	0	0.00%
Democratic Party		0	0.00%	0	0.00%	0	0.00%	0	0.00%
	Cast Votes:	0	0.00%	0	0.00%	0	0.00%	0	0.00%
	Over Votes:	0	0.00%	0	0.00%	0	0.00%	0	0.00%
	Under Votes:	0	0.00%	0	0.00%	0	0.00%	0	0.00%
GOVERNOR and LIEUTENANT GOVERNOR, Vote For 1									
Matt BEVIN Jenean HAMPTON		0	0.00%	0	0.00%	0	0.00%	0	0.00%
Jack CONWAY Sannie OVERLY		0	0.00%	0	0.00%	0	0.00%	0	0.00%
Drew CURTIS Heather CURTIS		0	0.00%	0	0.00%	0	0.00%	0	0.00%
Gatewood B. GATEWOOD Elisabeth ANDERSON (W)		0	0.00%	0	0.00%	0	0.00%	0	0.00%
GALBRAITH (W)		0	0.00%	0	0.00%	0	0.00%	0	0.00%
Blackii Effing WHYTE Philip JACOBS (W)		0	0.00%	0	0.00%	0	0.00%	0	0.00%
	Cast Votes:	0	0.00%	0	0.00%	0	0.00%	0	0.00%
	Over Votes:	0	0.00%	0	0.00%	0	0.00%	0	0.00%
	Under Votes:	0	0.00%	0	0.00%	0	0.00%	0	0.00%
SECRETARY of STATE, Vote For 1									
Stephen L. KNIPPER		0	0.00%	0	0.00%	0	0.00%	0	0.00%
Alison Lundergan GRIMES		0	0.00%	0	0.00%	0	0.00%	0	0.00%
	Cast Votes:	0	0.00%	0	0.00%	0	0.00%	0	0.00%
	Over Votes:	0	0.00%	0	0.00%	0	0.00%	0	0.00%
	Under Votes:	0	0.00%	0	0.00%	0	0.00%	0	0.00%
ATTORNEY GENERAL, Vote For 1									
Whitney H. WESTERFIELD		0	0.00%	0	0.00%	0	0.00%	0	0.00%
Andy BESHEAR		0	0.00%	0	0.00%	0	0.00%	0	0.00%
	Cast Votes:	0	0.00%	0	0.00%	0	0.00%	0	0.00%
	Over Votes:	0	0.00%	0	0.00%	0	0.00%	0	0.00%
	Under Votes:	0	0.00%	0	0.00%	0	0.00%	0	0.00%
AUDITOR of PUBLIC ACCOUNTS, Vote For 1									
Mike HARMON		0	0.00%	0	0.00%	0	0.00%	0	0.00%
Adam H. EDELEN		0	0.00%	0	0.00%	0	0.00%	0	0.00%
	Cast Votes:	0	0.00%	0	0.00%	0	0.00%	0	0.00%
	Over Votes:	0	0.00%	0	0.00%	0	0.00%	0	0.00%
	Under Votes:	0	0.00%	0	0.00%	0	0.00%	0	0.00%

Total Number of Voters : 31,674 of 0 = 0.00%

Precincts Reporting 108 of 108 = 100.00%

Party	Candidate	Absentee		Early		Election		Total	
Precinct C142 (Ballots Cast: 0)									
STATE TREASURER, Vote For 1									
	Allison BALL	0	0.00%	0	0.00%	0	0.00%	0	0.00%
	Rick NELSON	0	0.00%	0	0.00%	0	0.00%	0	0.00%
	Cast Votes:	0	0.00%	0	0.00%	0	0.00%	0	0.00%
	Over Votes:	0	0.00%	0	0.00%	0	0.00%	0	0.00%
	Under Votes:	0	0.00%	0	0.00%	0	0.00%	0	0.00%
COMMISSIONER of AGRICULTURE, Vote For 1									
	Ryan F. QUARLES	0	0.00%	0	0.00%	0	0.00%	0	0.00%
	Jean-Marie LAWSON SPANN	0	0.00%	0	0.00%	0	0.00%	0	0.00%
	Cast Votes:	0	0.00%	0	0.00%	0	0.00%	0	0.00%
	Over Votes:	0	0.00%	0	0.00%	0	0.00%	0	0.00%
	Under Votes:	0	0.00%	0	0.00%	0	0.00%	0	0.00%

Party	Candidate	Absentee		Early		Election		Total	
Precinct C130 (Ballots Cast: 532)									
STRAIGHT PARTY, Vote For 1									
	Republican Party	0	0.00%	0	0.00%	204	77.27%	204	77.27%
	Democratic Party	0	0.00%	0	0.00%	60	22.73%	60	22.73%
	Cast Votes:	0	0.00%	0	0.00%	264	49.62%	264	49.62%
	Over Votes:	0	0.00%	0	0.00%	0	0.00%	0	0.00%
	Under Votes:	0	0.00%	0	0.00%	268	50.38%	268	50.38%
GOVERNOR and LIEUTENANT GOVERNOR, Vote For 1									
	Matt BEVIN Jenean HAMPTON	0	0.00%	0	0.00%	353	66.98%	353	66.98%
	Jack CONWAY Sannie OVERLY	0	0.00%	0	0.00%	161	30.55%	161	30.55%
	Drew CURTIS Heather CURTIS	0	0.00%	0	0.00%	13	2.47%	13	2.47%
	Gatewood B. GATEWOOD Elisabeth ANDERSON (W)	0	0.00%	0	0.00%	0	0.00%	0	0.00%
	GALBRAITH (W)	0	0.00%	0	0.00%	0	0.00%	0	0.00%
	Blackii Effing WHYTE Philip JACOBS (W)	0	0.00%	0	0.00%	0	0.00%	0	0.00%
	Cast Votes:	0	0.00%	0	0.00%	527	99.06%	527	99.06%
	Over Votes:	0	0.00%	0	0.00%	0	0.00%	0	0.00%
	Under Votes:	0	0.00%	0	0.00%	5	0.94%	5	0.94%
SECRETARY of STATE, Vote For 1									
	Stephen L. KNIPPER	0	0.00%	0	0.00%	346	65.78%	346	65.78%
	Alison Lundergan GRIMES	0	0.00%	0	0.00%	180	34.22%	180	34.22%
	Cast Votes:	0	0.00%	0	0.00%	526	98.87%	526	98.87%
	Over Votes:	0	0.00%	0	0.00%	0	0.00%	0	0.00%
	Under Votes:	0	0.00%	0	0.00%	6	1.13%	6	1.13%
ATTORNEY GENERAL, Vote For 1									
	Whitney H. WESTERFIELD	0	0.00%	0	0.00%	316	60.31%	316	60.31%
	Andy BESHEAR	0	0.00%	0	0.00%	208	39.69%	208	39.69%
	Cast Votes:	0	0.00%	0	0.00%	524	98.50%	524	98.50%
	Over Votes:	0	0.00%	0	0.00%	0	0.00%	0	0.00%
	Under Votes:	0	0.00%	0	0.00%	8	1.50%	8	1.50%
AUDITOR of PUBLIC ACCOUNTS, Vote For 1									
	Mike HARMON	0	0.00%	0	0.00%	366	72.05%	366	72.05%
	Adam H. EDELEN	0	0.00%	0	0.00%	142	27.95%	142	27.95%
	Cast Votes:	0	0.00%	0	0.00%	508	95.49%	508	95.49%
	Over Votes:	0	0.00%	0	0.00%	0	0.00%	0	0.00%
	Under Votes:	0	0.00%	0	0.00%	24	4.51%	24	4.51%

Total Number of Voters : 31,674 of 0 = 0.00%

Precincts Reporting 108 of 108 = 100.00%

Party	Candidate	Absentee		Early		Election		Total	
Precinct C130 (Ballots Cast: 532)									
STATE TREASURER, Vote For 1									
	Allison BALL	0	0.00%	0	0.00%	387	75.15%	387	75.15%
	Rick NELSON	0	0.00%	0	0.00%	128	24.85%	128	24.85%
	Cast Votes:	0	0.00%	0	0.00%	515	96.80%	515	96.80%
	Over Votes:	0	0.00%	0	0.00%	0	0.00%	0	0.00%
	Under Votes:	0	0.00%	0	0.00%	17	3.20%	17	3.20%
COMMISSIONER of AGRICULTURE, Vote For 1									
	Ryan F. QUARLES	0	0.00%	0	0.00%	369	72.64%	369	72.64%
	Jean-Marie LAWSON SPANN	0	0.00%	0	0.00%	139	27.36%	139	27.36%
	Cast Votes:	0	0.00%	0	0.00%	508	95.49%	508	95.49%
	Over Votes:	0	0.00%	0	0.00%	0	0.00%	0	0.00%
	Under Votes:	0	0.00%	0	0.00%	24	4.51%	24	4.51%

Party	Candidate	Absentee		Early		Election		Total	
Precinct C131 (Ballots Cast: 353)									
STRAIGHT PARTY, Vote For 1									
	Republican Party	0	0.00%	0	0.00%	132	76.30%	132	76.30%
	Democratic Party	0	0.00%	0	0.00%	41	23.70%	41	23.70%
	Cast Votes:	0	0.00%	0	0.00%	173	49.01%	173	49.01%
	Over Votes:	0	0.00%	0	0.00%	0	0.00%	0	0.00%
	Under Votes:	0	0.00%	0	0.00%	180	50.99%	180	50.99%
GOVERNOR and LIEUTENANT GOVERNOR, Vote For 1									
	Matt BEVIN Jenean HAMPTON	0	0.00%	0	0.00%	220	63.22%	220	63.22%
	Jack CONWAY Sannie OVERLY	0	0.00%	0	0.00%	117	33.62%	117	33.62%
	Drew CURTIS Heather CURTIS	0	0.00%	0	0.00%	11	3.16%	11	3.16%
	Gatewood B. GATEWOOD Elisabeth ANDERSON (W)	0	0.00%	0	0.00%	0	0.00%	0	0.00%
	GALBRAITH (W)	0	0.00%	0	0.00%	0	0.00%	0	0.00%
	Blackii Effing WHYTE Philip JACOBS (W)	0	0.00%	0	0.00%	0	0.00%	0	0.00%
	Cast Votes:	0	0.00%	0	0.00%	348	98.58%	348	98.58%
	Over Votes:	0	0.00%	0	0.00%	0	0.00%	0	0.00%
	Under Votes:	0	0.00%	0	0.00%	5	1.42%	5	1.42%
SECRETARY of STATE, Vote For 1									
	Stephen L. KNIPPER	0	0.00%	0	0.00%	218	63.19%	218	63.19%
	Alison Lundergan GRIMES	0	0.00%	0	0.00%	127	36.81%	127	36.81%
	Cast Votes:	0	0.00%	0	0.00%	345	97.73%	345	97.73%
	Over Votes:	0	0.00%	0	0.00%	0	0.00%	0	0.00%
	Under Votes:	0	0.00%	0	0.00%	8	2.27%	8	2.27%
ATTORNEY GENERAL, Vote For 1									
	Whitney H. WESTERFIELD	0	0.00%	0	0.00%	195	56.69%	195	56.69%
	Andy BESHEAR	0	0.00%	0	0.00%	149	43.31%	149	43.31%
	Cast Votes:	0	0.00%	0	0.00%	344	97.45%	344	97.45%
	Over Votes:	0	0.00%	0	0.00%	0	0.00%	0	0.00%
	Under Votes:	0	0.00%	0	0.00%	9	2.55%	9	2.55%
AUDITOR of PUBLIC ACCOUNTS, Vote For 1									
	Mike HARMON	0	0.00%	0	0.00%	232	68.24%	232	68.24%
	Adam H. EDELEN	0	0.00%	0	0.00%	108	31.76%	108	31.76%
	Cast Votes:	0	0.00%	0	0.00%	340	96.32%	340	96.32%
	Over Votes:	0	0.00%	0	0.00%	0	0.00%	0	0.00%
	Under Votes:	0	0.00%	0	0.00%	13	3.68%	13	3.68%

Total Number of Voters : 31,674 of 0 = 0.00%

Precincts Reporting 108 of 108 = 100.00%

Party	Candidate	Absentee		Early		Election		Total	
Precinct C131 (Ballots Cast: 353)									
STATE TREASURER, Vote For 1									
	Allison BALL	0	0.00%	0	0.00%	247	72.86%	247	72.86%
	Rick NELSON	0	0.00%	0	0.00%	92	27.14%	92	27.14%
	Cast Votes:	0	0.00%	0	0.00%	339	96.03%	339	96.03%
	Over Votes:	0	0.00%	0	0.00%	0	0.00%	0	0.00%
	Under Votes:	0	0.00%	0	0.00%	14	3.97%	14	3.97%
COMMISSIONER of AGRICULTURE, Vote For 1									
	Ryan F. QUARLES	0	0.00%	0	0.00%	237	71.39%	237	71.39%
	Jean-Marie LAWSON SPANN	0	0.00%	0	0.00%	95	28.61%	95	28.61%
	Cast Votes:	0	0.00%	0	0.00%	332	94.05%	332	94.05%
	Over Votes:	0	0.00%	0	0.00%	0	0.00%	0	0.00%
	Under Votes:	0	0.00%	0	0.00%	21	5.95%	21	5.95%

Party	Candidate	Absentee		Early		Election		Total	
Precinct B105 (Ballots Cast: 217)									
STRAIGHT PARTY, Vote For 1									
	Republican Party	0	0.00%	0	0.00%	97	73.48%	97	73.48%
	Democratic Party	0	0.00%	0	0.00%	35	26.52%	35	26.52%
	Cast Votes:	0	0.00%	0	0.00%	132	60.83%	132	60.83%
	Over Votes:	0	0.00%	0	0.00%	0	0.00%	0	0.00%
	Under Votes:	0	0.00%	0	0.00%	85	39.17%	85	39.17%
GOVERNOR and LIEUTENANT GOVERNOR, Vote For 1									
	Matt BEVIN Jenean HAMPTON	0	0.00%	0	0.00%	146	67.28%	146	67.28%
	Jack CONWAY Sannie OVERLY	0	0.00%	0	0.00%	66	30.41%	66	30.41%
	Drew CURTIS Heather CURTIS	0	0.00%	0	0.00%	5	2.30%	5	2.30%
	Gatewood B. GATEWOOD Elisabeth ANDERSON (W)	0	0.00%	0	0.00%	0	0.00%	0	0.00%
	GALBRAITH (W)	0	0.00%	0	0.00%	0	0.00%	0	0.00%
	Blackii Effing WHYTE Philip JACOBS (W)	0	0.00%	0	0.00%	0	0.00%	0	0.00%
	Cast Votes:	0	0.00%	0	0.00%	217	100.00%	217	100.00%
	Over Votes:	0	0.00%	0	0.00%	0	0.00%	0	0.00%
	Under Votes:	0	0.00%	0	0.00%	0	0.00%	0	0.00%
SECRETARY of STATE, Vote For 1									
	Stephen L. KNIPPER	0	0.00%	0	0.00%	149	68.98%	149	68.98%
	Alison Lundergan GRIMES	0	0.00%	0	0.00%	67	31.02%	67	31.02%
	Cast Votes:	0	0.00%	0	0.00%	216	99.54%	216	99.54%
	Over Votes:	0	0.00%	0	0.00%	0	0.00%	0	0.00%
	Under Votes:	0	0.00%	0	0.00%	1	0.46%	1	0.46%
ATTORNEY GENERAL, Vote For 1									
	Whitney H. WESTERFIELD	0	0.00%	0	0.00%	139	64.65%	139	64.65%
	Andy BESHEAR	0	0.00%	0	0.00%	76	35.35%	76	35.35%
	Cast Votes:	0	0.00%	0	0.00%	215	99.08%	215	99.08%
	Over Votes:	0	0.00%	0	0.00%	0	0.00%	0	0.00%
	Under Votes:	0	0.00%	0	0.00%	2	0.92%	2	0.92%
AUDITOR of PUBLIC ACCOUNTS, Vote For 1									
	Mike HARMON	0	0.00%	0	0.00%	150	70.75%	150	70.75%
	Adam H. EDELEN	0	0.00%	0	0.00%	62	29.25%	62	29.25%
	Cast Votes:	0	0.00%	0	0.00%	212	97.70%	212	97.70%
	Over Votes:	0	0.00%	0	0.00%	0	0.00%	0	0.00%
	Under Votes:	0	0.00%	0	0.00%	5	2.30%	5	2.30%

Total Number of Voters : 31,674 of 0 = 0.00%

Precincts Reporting 108 of 108 = 100.00%

Party	Candidate	Absentee		Early		Election		Total	
Precinct B105 (Ballots Cast: 217)									
STATE TREASURER, Vote For 1									
	Allison BALL	0	0.00%	0	0.00%	148	69.48%	148	69.48%
	Rick NELSON	0	0.00%	0	0.00%	65	30.52%	65	30.52%
	Cast Votes:	0	0.00%	0	0.00%	213	98.16%	213	98.16%
	Over Votes:	0	0.00%	0	0.00%	0	0.00%	0	0.00%
	Under Votes:	0	0.00%	0	0.00%	4	1.84%	4	1.84%
COMMISSIONER of AGRICULTURE, Vote For 1									
	Ryan F. QUARLES	0	0.00%	0	0.00%	150	70.42%	150	70.42%
	Jean-Marie LAWSON SPANN	0	0.00%	0	0.00%	63	29.58%	63	29.58%
	Cast Votes:	0	0.00%	0	0.00%	213	98.16%	213	98.16%
	Over Votes:	0	0.00%	0	0.00%	0	0.00%	0	0.00%
	Under Votes:	0	0.00%	0	0.00%	4	1.84%	4	1.84%

Party	Candidate	Absentee		Early		Election		Total	
Precinct B142 (Ballots Cast: 0)									
STRAIGHT PARTY, Vote For 1									
	Republican Party	0	0.00%	0	0.00%	0	0.00%	0	0.00%
	Democratic Party	0	0.00%	0	0.00%	0	0.00%	0	0.00%
	Cast Votes:	0	0.00%	0	0.00%	0	0.00%	0	0.00%
	Over Votes:	0	0.00%	0	0.00%	0	0.00%	0	0.00%
	Under Votes:	0	0.00%	0	0.00%	0	0.00%	0	0.00%
GOVERNOR and LIEUTENANT GOVERNOR, Vote For 1									
	Matt BEVIN Jenean HAMPTON	0	0.00%	0	0.00%	0	0.00%	0	0.00%
	Jack CONWAY Sannie OVERLY	0	0.00%	0	0.00%	0	0.00%	0	0.00%
	Drew CURTIS Heather CURTIS	0	0.00%	0	0.00%	0	0.00%	0	0.00%
	Gatewood B. GATEWOOD Elisabeth ANDERSON (W)	0	0.00%	0	0.00%	0	0.00%	0	0.00%
	GALBRAITH (W)	0	0.00%	0	0.00%	0	0.00%	0	0.00%
	Blackii Effing WHYTE Philip JACOBS (W)	0	0.00%	0	0.00%	0	0.00%	0	0.00%
	Cast Votes:	0	0.00%	0	0.00%	0	0.00%	0	0.00%
	Over Votes:	0	0.00%	0	0.00%	0	0.00%	0	0.00%
	Under Votes:	0	0.00%	0	0.00%	0	0.00%	0	0.00%
SECRETARY of STATE, Vote For 1									
	Stephen L. KNIPPER	0	0.00%	0	0.00%	0	0.00%	0	0.00%
	Alison Lundergan GRIMES	0	0.00%	0	0.00%	0	0.00%	0	0.00%
	Cast Votes:	0	0.00%	0	0.00%	0	0.00%	0	0.00%
	Over Votes:	0	0.00%	0	0.00%	0	0.00%	0	0.00%
	Under Votes:	0	0.00%	0	0.00%	0	0.00%	0	0.00%
ATTORNEY GENERAL, Vote For 1									
	Whitney H. WESTERFIELD	0	0.00%	0	0.00%	0	0.00%	0	0.00%
	Andy BESHEAR	0	0.00%	0	0.00%	0	0.00%	0	0.00%
	Cast Votes:	0	0.00%	0	0.00%	0	0.00%	0	0.00%
	Over Votes:	0	0.00%	0	0.00%	0	0.00%	0	0.00%
	Under Votes:	0	0.00%	0	0.00%	0	0.00%	0	0.00%
AUDITOR of PUBLIC ACCOUNTS, Vote For 1									
	Mike HARMON	0	0.00%	0	0.00%	0	0.00%	0	0.00%
	Adam H. EDELEN	0	0.00%	0	0.00%	0	0.00%	0	0.00%
	Cast Votes:	0	0.00%	0	0.00%	0	0.00%	0	0.00%
	Over Votes:	0	0.00%	0	0.00%	0	0.00%	0	0.00%
	Under Votes:	0	0.00%	0	0.00%	0	0.00%	0	0.00%

Total Number of Voters : 31,674 of 0 = 0.00%

Precincts Reporting 108 of 108 = 100.00%

Party	Candidate	Absentee		Early		Election		Total	
Precinct B142 (Ballots Cast: 0)									
STATE TREASURER, Vote For 1									
	Allison BALL	0	0.00%	0	0.00%	0	0.00%	0	0.00%
	Rick NELSON	0	0.00%	0	0.00%	0	0.00%	0	0.00%
	Cast Votes:	0	0.00%	0	0.00%	0	0.00%	0	0.00%
	Over Votes:	0	0.00%	0	0.00%	0	0.00%	0	0.00%
	Under Votes:	0	0.00%	0	0.00%	0	0.00%	0	0.00%
COMMISSIONER of AGRICULTURE, Vote For 1									
	Ryan F. QUARLES	0	0.00%	0	0.00%	0	0.00%	0	0.00%
	Jean-Marie LAWSON SPANN	0	0.00%	0	0.00%	0	0.00%	0	0.00%
	Cast Votes:	0	0.00%	0	0.00%	0	0.00%	0	0.00%
	Over Votes:	0	0.00%	0	0.00%	0	0.00%	0	0.00%
	Under Votes:	0	0.00%	0	0.00%	0	0.00%	0	0.00%

Party	Candidate	Absentee		Early		Election		Total	
Precinct B106 (Ballots Cast: 320)									
STRAIGHT PARTY, Vote For 1									
	Republican Party	0	0.00%	0	0.00%	125	74.85%	125	74.85%
	Democratic Party	0	0.00%	0	0.00%	42	25.15%	42	25.15%
	Cast Votes:	0	0.00%	0	0.00%	167	52.19%	167	52.19%
	Over Votes:	0	0.00%	0	0.00%	0	0.00%	0	0.00%
	Under Votes:	0	0.00%	0	0.00%	153	47.81%	153	47.81%
GOVERNOR and LIEUTENANT GOVERNOR, Vote For 1									
	Matt BEVIN Jenean HAMPTON	0	0.00%	0	0.00%	208	65.62%	208	65.62%
	Jack CONWAY Sannie OVERLY	0	0.00%	0	0.00%	102	32.18%	102	32.18%
	Drew CURTIS Heather CURTIS	0	0.00%	0	0.00%	7	2.21%	7	2.21%
	Gatewood B. GATEWOOD Elisabeth ANDERSON (W)	0	0.00%	0	0.00%	0	0.00%	0	0.00%
	GALBRAITH (W)	0	0.00%	0	0.00%	0	0.00%	0	0.00%
	Blackii Effing WHYTE Philip JACOBS (W)	0	0.00%	0	0.00%	0	0.00%	0	0.00%
	Cast Votes:	0	0.00%	0	0.00%	317	99.06%	317	99.06%
	Over Votes:	0	0.00%	0	0.00%	0	0.00%	0	0.00%
	Under Votes:	0	0.00%	0	0.00%	3	0.94%	3	0.94%
SECRETARY of STATE, Vote For 1									
	Stephen L. KNIPPER	0	0.00%	0	0.00%	202	63.52%	202	63.52%
	Alison Lundergan GRIMES	0	0.00%	0	0.00%	116	36.48%	116	36.48%
	Cast Votes:	0	0.00%	0	0.00%	318	99.38%	318	99.38%
	Over Votes:	0	0.00%	0	0.00%	0	0.00%	0	0.00%
	Under Votes:	0	0.00%	0	0.00%	2	0.63%	2	0.63%
ATTORNEY GENERAL, Vote For 1									
	Whitney H. WESTERFIELD	0	0.00%	0	0.00%	195	62.70%	195	62.70%
	Andy BESHEAR	0	0.00%	0	0.00%	116	37.30%	116	37.30%
	Cast Votes:	0	0.00%	0	0.00%	311	97.19%	311	97.19%
	Over Votes:	0	0.00%	0	0.00%	0	0.00%	0	0.00%
	Under Votes:	0	0.00%	0	0.00%	9	2.81%	9	2.81%
AUDITOR of PUBLIC ACCOUNTS, Vote For 1									
	Mike HARMON	0	0.00%	0	0.00%	218	72.67%	218	72.67%
	Adam H. EDELEN	0	0.00%	0	0.00%	82	27.33%	82	27.33%
	Cast Votes:	0	0.00%	0	0.00%	300	93.75%	300	93.75%
	Over Votes:	0	0.00%	0	0.00%	0	0.00%	0	0.00%
	Under Votes:	0	0.00%	0	0.00%	20	6.25%	20	6.25%

Total Number of Voters : 31,674 of 0 = 0.00%

Precincts Reporting 108 of 108 = 100.00%

Party	Candidate	Absentee		Early		Election		Total	
Precinct B106 (Ballots Cast: 320)									
STATE TREASURER, Vote For 1									
	Allison BALL	0	0.00%	0	0.00%	227	73.94%	227	73.94%
	Rick NELSON	0	0.00%	0	0.00%	80	26.06%	80	26.06%
	Cast Votes:	0	0.00%	0	0.00%	307	95.94%	307	95.94%
	Over Votes:	0	0.00%	0	0.00%	0	0.00%	0	0.00%
	Under Votes:	0	0.00%	0	0.00%	13	4.06%	13	4.06%
COMMISSIONER of AGRICULTURE, Vote For 1									
	Ryan F. QUARLES	0	0.00%	0	0.00%	220	72.61%	220	72.61%
	Jean-Marie LAWSON SPANN	0	0.00%	0	0.00%	83	27.39%	83	27.39%
	Cast Votes:	0	0.00%	0	0.00%	303	94.69%	303	94.69%
	Over Votes:	0	0.00%	0	0.00%	0	0.00%	0	0.00%
	Under Votes:	0	0.00%	0	0.00%	17	5.31%	17	5.31%

Total Number of Voters : 31,674 of 0 = 0.00%

Precincts Reporting 108 of 108 = 100.00%

Party	Candidate	Absentee		Early		Election		Total	
Precinct B139 (Ballots Cast: 1)									
STRAIGHT PARTY, Vote For 1									
	Republican Party	0	0.00%	0	0.00%	0	0.00%	0	0.00%
	Democratic Party	0	0.00%	0	0.00%	1	100.00%	1	100.00%
	Cast Votes:	0	0.00%	0	0.00%	1	100.00%	1	100.00%
	Over Votes:	0	0.00%	0	0.00%	0	0.00%	0	0.00%
	Under Votes:	0	0.00%	0	0.00%	0	0.00%	0	0.00%
GOVERNOR and LIEUTENANT GOVERNOR, Vote For 1									
	Matt BEVIN Jenean HAMPTON	0	0.00%	0	0.00%	0	0.00%	0	0.00%
	Jack CONWAY Sannie OVERLY	0	0.00%	0	0.00%	1	100.00%	1	100.00%
	Drew CURTIS Heather CURTIS	0	0.00%	0	0.00%	0	0.00%	0	0.00%
	Gatewood B. GATEWOOD Elisabeth ANDERSON (W)	0	0.00%	0	0.00%	0	0.00%	0	0.00%
	GALBRAITH (W)	0	0.00%	0	0.00%	0	0.00%	0	0.00%
	Blackii Effing WHYTE Philip JACOBS (W)	0	0.00%	0	0.00%	0	0.00%	0	0.00%
	Cast Votes:	0	0.00%	0	0.00%	1	100.00%	1	100.00%
	Over Votes:	0	0.00%	0	0.00%	0	0.00%	0	0.00%
	Under Votes:	0	0.00%	0	0.00%	0	0.00%	0	0.00%
SECRETARY of STATE, Vote For 1									
	Stephen L. KNIPPER	0	0.00%	0	0.00%	0	0.00%	0	0.00%
	Alison Lundergan GRIMES	0	0.00%	0	0.00%	1	100.00%	1	100.00%
	Cast Votes:	0	0.00%	0	0.00%	1	100.00%	1	100.00%
	Over Votes:	0	0.00%	0	0.00%	0	0.00%	0	0.00%
	Under Votes:	0	0.00%	0	0.00%	0	0.00%	0	0.00%
ATTORNEY GENERAL, Vote For 1									
	Whitney H. WESTERFIELD	0	0.00%	0	0.00%	0	0.00%	0	0.00%
	Andy BESHEAR	0	0.00%	0	0.00%	1	100.00%	1	100.00%
	Cast Votes:	0	0.00%	0	0.00%	1	100.00%	1	100.00%
	Over Votes:	0	0.00%	0	0.00%	0	0.00%	0	0.00%
	Under Votes:	0	0.00%	0	0.00%	0	0.00%	0	0.00%
AUDITOR of PUBLIC ACCOUNTS, Vote For 1									
	Mike HARMON	0	0.00%	0	0.00%	0	0.00%	0	0.00%
	Adam H. EDELEN	0	0.00%	0	0.00%	1	100.00%	1	100.00%
	Cast Votes:	0	0.00%	0	0.00%	1	100.00%	1	100.00%
	Over Votes:	0	0.00%	0	0.00%	0	0.00%	0	0.00%
	Under Votes:	0	0.00%	0	0.00%	0	0.00%	0	0.00%

Precinct Report — Unofficial

GENERAL ELECTION HELD ON — OFFICIAL BALLOT FOR KENTON COUNTY — November 03, 2015

11/04/2015 02:04 PM

Total Number of Voters : 31,674 of 0 = 0.00%

Precincts Reporting 108 of 108 = 100.00%

Party	Candidate	Absentee		Early		Election		Total	
Precinct B139 (Ballots Cast: 1)									
STATE TREASURER, Vote For 1									
	Allison BALL	0	0.00%	0	0.00%	0	0.00%	0	0.00%
	Rick NELSON	0	0.00%	0	0.00%	1	100.00%	1	100.00%
	Cast Votes:	0	0.00%	0	0.00%	1	100.00%	1	100.00%
	Over Votes:	0	0.00%	0	0.00%	0	0.00%	0	0.00%
	Under Votes:	0	0.00%	0	0.00%	0	0.00%	0	0.00%
COMMISSIONER of AGRICULTURE, Vote For 1									
	Ryan F. QUARLES	0	0.00%	0	0.00%	0	0.00%	0	0.00%
	Jean-Marie LAWSON SPANN	0	0.00%	0	0.00%	1	100.00%	1	100.00%
	Cast Votes:	0	0.00%	0	0.00%	1	100.00%	1	100.00%
	Over Votes:	0	0.00%	0	0.00%	0	0.00%	0	0.00%
	Under Votes:	0	0.00%	0	0.00%	0	0.00%	0	0.00%

Total Number of Voters : 31,674 of 0 = 0.00%

Precincts Reporting 108 of 108 = 100.00%

Party	Candidate	Absentee		Early		Election		Total	
Precinct B107 (Ballots Cast: 234)									
STRAIGHT PARTY, Vote For 1									
	Republican Party	0	0.00%	0	0.00%	86	78.90%	86	78.90%
	Democratic Party	0	0.00%	0	0.00%	23	21.10%	23	21.10%
	Cast Votes:	0	0.00%	0	0.00%	109	46.58%	109	46.58%
	Over Votes:	0	0.00%	0	0.00%	0	0.00%	0	0.00%
	Under Votes:	0	0.00%	0	0.00%	125	53.42%	125	53.42%
GOVERNOR and LIEUTENANT GOVERNOR, Vote For 1									
	Matt BEVIN Jenean HAMPTON	0	0.00%	0	0.00%	148	64.63%	148	64.63%
	Jack CONWAY Sannie OVERLY	0	0.00%	0	0.00%	70	30.57%	70	30.57%
	Drew CURTIS Heather CURTIS	0	0.00%	0	0.00%	11	4.80%	11	4.80%
	Gatewood B. GATEWOOD Elisabeth ANDERSON (W)	0	0.00%	0	0.00%	0	0.00%	0	0.00%
	GALBRAITH (W)	0	0.00%	0	0.00%	0	0.00%	0	0.00%
	Blackii Effing WHYTE Philip JACOBS (W)	0	0.00%	0	0.00%	0	0.00%	0	0.00%
	Cast Votes:	0	0.00%	0	0.00%	229	97.86%	229	97.86%
	Over Votes:	0	0.00%	0	0.00%	0	0.00%	0	0.00%
	Under Votes:	0	0.00%	0	0.00%	5	2.14%	5	2.14%
SECRETARY of STATE, Vote For 1									
	Stephen L. KNIPPER	0	0.00%	0	0.00%	162	70.74%	162	70.74%
	Alison Lundergan GRIMES	0	0.00%	0	0.00%	67	29.26%	67	29.26%
	Cast Votes:	0	0.00%	0	0.00%	229	97.86%	229	97.86%
	Over Votes:	0	0.00%	0	0.00%	0	0.00%	0	0.00%
	Under Votes:	0	0.00%	0	0.00%	5	2.14%	5	2.14%
ATTORNEY GENERAL, Vote For 1									
	Whitney H. WESTERFIELD	0	0.00%	0	0.00%	127	56.95%	127	56.95%
	Andy BESHEAR	0	0.00%	0	0.00%	96	43.05%	96	43.05%
	Cast Votes:	0	0.00%	0	0.00%	223	95.30%	223	95.30%
	Over Votes:	0	0.00%	0	0.00%	0	0.00%	0	0.00%
	Under Votes:	0	0.00%	0	0.00%	11	4.70%	11	4.70%
AUDITOR of PUBLIC ACCOUNTS, Vote For 1									
	Mike HARMON	0	0.00%	0	0.00%	161	72.20%	161	72.20%
	Adam H. EDELEN	0	0.00%	0	0.00%	62	27.80%	62	27.80%
	Cast Votes:	0	0.00%	0	0.00%	223	95.30%	223	95.30%
	Over Votes:	0	0.00%	0	0.00%	0	0.00%	0	0.00%
	Under Votes:	0	0.00%	0	0.00%	11	4.70%	11	4.70%

Total Number of Voters : 31,674 of 0 = 0.00%

Precincts Reporting 108 of 108 = 100.00%

Party	Candidate	Absentee		Early		Election		Total	
Precinct B107 (Ballots Cast: 234)									
STATE TREASURER, Vote For 1									
	Allison BALL	0	0.00%	0	0.00%	168	73.68%	168	73.68%
	Rick NELSON	0	0.00%	0	0.00%	60	26.32%	60	26.32%
	Cast Votes:	0	0.00%	0	0.00%	228	97.44%	228	97.44%
	Over Votes:	0	0.00%	0	0.00%	0	0.00%	0	0.00%
	Under Votes:	0	0.00%	0	0.00%	6	2.56%	6	2.56%
COMMISSIONER of AGRICULTURE, Vote For 1									
	Ryan F. QUARLES	0	0.00%	0	0.00%	160	71.43%	160	71.43%
	Jean-Marie LAWSON SPANN	0	0.00%	0	0.00%	64	28.57%	64	28.57%
	Cast Votes:	0	0.00%	0	0.00%	224	95.73%	224	95.73%
	Over Votes:	0	0.00%	0	0.00%	0	0.00%	0	0.00%
	Under Votes:	0	0.00%	0	0.00%	10	4.27%	10	4.27%

Party	Candidate	Absentee		Early		Election		Total	
Precinct B108 (Ballots Cast: 607)									
STRAIGHT PARTY, Vote For 1									
	Republican Party	0	0.00%	0	0.00%	224	72.96%	224	72.96%
	Democratic Party	0	0.00%	0	0.00%	83	27.04%	83	27.04%
	Cast Votes:	0	0.00%	0	0.00%	307	50.58%	307	50.58%
	Over Votes:	0	0.00%	0	0.00%	0	0.00%	0	0.00%
	Under Votes:	0	0.00%	0	0.00%	300	49.42%	300	49.42%
GOVERNOR and LIEUTENANT GOVERNOR, Vote For 1									
	Matt BEVIN Jenean HAMPTON	0	0.00%	0	0.00%	388	64.13%	388	64.13%
	Jack CONWAY Sannie OVERLY	0	0.00%	0	0.00%	203	33.55%	203	33.55%
	Drew CURTIS Heather CURTIS	0	0.00%	0	0.00%	14	2.31%	14	2.31%
	Gatewood B. GATEWOOD Elisabeth ANDERSON (W)	0	0.00%	0	0.00%	0	0.00%	0	0.00%
	GALBRAITH (W)	0	0.00%	0	0.00%	0	0.00%	0	0.00%
	Blackii Effing WHYTE Philip JACOBS (W)	0	0.00%	0	0.00%	0	0.00%	0	0.00%
	Cast Votes:	0	0.00%	0	0.00%	605	99.67%	605	99.67%
	Over Votes:	0	0.00%	0	0.00%	0	0.00%	0	0.00%
	Under Votes:	0	0.00%	0	0.00%	2	0.33%	2	0.33%
SECRETARY of STATE, Vote For 1									
	Stephen L. KNIPPER	0	0.00%	0	0.00%	403	66.94%	403	66.94%
	Alison Lundergan GRIMES	0	0.00%	0	0.00%	199	33.06%	199	33.06%
	Cast Votes:	0	0.00%	0	0.00%	602	99.18%	602	99.18%
	Over Votes:	0	0.00%	0	0.00%	0	0.00%	0	0.00%
	Under Votes:	0	0.00%	0	0.00%	5	0.82%	5	0.82%
ATTORNEY GENERAL, Vote For 1									
	Whitney H. WESTERFIELD	0	0.00%	0	0.00%	376	63.62%	376	63.62%
	Andy BESHEAR	0	0.00%	0	0.00%	215	36.38%	215	36.38%
	Cast Votes:	0	0.00%	0	0.00%	591	97.36%	591	97.36%
	Over Votes:	0	0.00%	0	0.00%	0	0.00%	0	0.00%
	Under Votes:	0	0.00%	0	0.00%	16	2.64%	16	2.64%
AUDITOR of PUBLIC ACCOUNTS, Vote For 1									
	Mike HARMON	0	0.00%	0	0.00%	402	69.91%	402	69.91%
	Adam H. EDELEN	0	0.00%	0	0.00%	173	30.09%	173	30.09%
	Cast Votes:	0	0.00%	0	0.00%	575	94.73%	575	94.73%
	Over Votes:	0	0.00%	0	0.00%	0	0.00%	0	0.00%
	Under Votes:	0	0.00%	0	0.00%	32	5.27%	32	5.27%

Total Number of Voters : 31,674 of 0 = 0.00%

Precincts Reporting 108 of 108 = 100.00%

Party	Candidate	Absentee		Early		Election		Total	
Precinct B108 (Ballots Cast: 607)									
STATE TREASURER, Vote For 1									
	Allison BALL	0	0.00%	0	0.00%	425	73.15%	425	73.15%
	Rick NELSON	0	0.00%	0	0.00%	156	26.85%	156	26.85%
	Cast Votes:	0	0.00%	0	0.00%	581	95.72%	581	95.72%
	Over Votes:	0	0.00%	0	0.00%	0	0.00%	0	0.00%
	Under Votes:	0	0.00%	0	0.00%	26	4.28%	26	4.28%
COMMISSIONER of AGRICULTURE, Vote For 1									
	Ryan F. QUARLES	0	0.00%	0	0.00%	410	71.18%	410	71.18%
	Jean-Marie LAWSON SPANN	0	0.00%	0	0.00%	166	28.82%	166	28.82%
	Cast Votes:	0	0.00%	0	0.00%	576	94.89%	576	94.89%
	Over Votes:	0	0.00%	0	0.00%	0	0.00%	0	0.00%
	Under Votes:	0	0.00%	0	0.00%	31	5.11%	31	5.11%

Total Number of Voters : 31,674 of 0 = 0.00%

Precincts Reporting 108 of 108 = 100.00%

Party	Candidate	Absentee		Early		Election		Total	
Precinct B109 (Ballots Cast: 400)									
STRAIGHT PARTY, Vote For 1									
	Republican Party	0	0.00%	0	0.00%	148	79.14%	148	79.14%
	Democratic Party	0	0.00%	0	0.00%	39	20.86%	39	20.86%
	Cast Votes:	0	0.00%	0	0.00%	187	46.75%	187	46.75%
	Over Votes:	0	0.00%	0	0.00%	0	0.00%	0	0.00%
	Under Votes:	0	0.00%	0	0.00%	213	53.25%	213	53.25%
GOVERNOR and LIEUTENANT GOVERNOR, Vote For 1									
	Matt BEVIN Jenean HAMPTON	0	0.00%	0	0.00%	265	66.42%	265	66.42%
	Jack CONWAY Sannie OVERLY	0	0.00%	0	0.00%	124	31.08%	124	31.08%
	Drew CURTIS Heather CURTIS	0	0.00%	0	0.00%	10	2.51%	10	2.51%
	Gatewood B. GATEWOOD Elisabeth ANDERSON (W)	0	0.00%	0	0.00%	0	0.00%	0	0.00%
	GALBRAITH (W)	0	0.00%	0	0.00%	0	0.00%	0	0.00%
	Blackii Effing WHYTE Philip JACOBS (W)	0	0.00%	0	0.00%	0	0.00%	0	0.00%
	Cast Votes:	0	0.00%	0	0.00%	399	99.75%	399	99.75%
	Over Votes:	0	0.00%	0	0.00%	0	0.00%	0	0.00%
	Under Votes:	0	0.00%	0	0.00%	1	0.25%	1	0.25%
SECRETARY of STATE, Vote For 1									
	Stephen L. KNIPPER	0	0.00%	0	0.00%	272	68.86%	272	68.86%
	Alison Lundergan GRIMES	0	0.00%	0	0.00%	123	31.14%	123	31.14%
	Cast Votes:	0	0.00%	0	0.00%	395	98.75%	395	98.75%
	Over Votes:	0	0.00%	0	0.00%	0	0.00%	0	0.00%
	Under Votes:	0	0.00%	0	0.00%	5	1.25%	5	1.25%
ATTORNEY GENERAL, Vote For 1									
	Whitney H. WESTERFIELD	0	0.00%	0	0.00%	239	61.28%	239	61.28%
	Andy BESHEAR	0	0.00%	0	0.00%	151	38.72%	151	38.72%
	Cast Votes:	0	0.00%	0	0.00%	390	97.50%	390	97.50%
	Over Votes:	0	0.00%	0	0.00%	0	0.00%	0	0.00%
	Under Votes:	0	0.00%	0	0.00%	10	2.50%	10	2.50%
AUDITOR of PUBLIC ACCOUNTS, Vote For 1									
	Mike HARMON	0	0.00%	0	0.00%	274	72.30%	274	72.30%
	Adam H. EDELEN	0	0.00%	0	0.00%	105	27.70%	105	27.70%
	Cast Votes:	0	0.00%	0	0.00%	379	94.75%	379	94.75%
	Over Votes:	0	0.00%	0	0.00%	0	0.00%	0	0.00%
	Under Votes:	0	0.00%	0	0.00%	21	5.25%	21	5.25%

Total Number of Voters : 31,674 of 0 = 0.00%

Precincts Reporting 108 of 108 = 100.00%

Party	Candidate	Absentee		Early		Election		Total	
Precinct B109 (Ballots Cast: 400)									
STATE TREASURER, Vote For 1									
	Allison BALL	0	0.00%	0	0.00%	289	75.85%	289	75.85%
	Rick NELSON	0	0.00%	0	0.00%	92	24.15%	92	24.15%
	Cast Votes:	0	0.00%	0	0.00%	381	95.25%	381	95.25%
	Over Votes:	0	0.00%	0	0.00%	0	0.00%	0	0.00%
	Under Votes:	0	0.00%	0	0.00%	19	4.75%	19	4.75%
COMMISSIONER of AGRICULTURE, Vote For 1									
	Ryan F. QUARLES	0	0.00%	0	0.00%	276	72.82%	276	72.82%
	Jean-Marie LAWSON SPANN	0	0.00%	0	0.00%	103	27.18%	103	27.18%
	Cast Votes:	0	0.00%	0	0.00%	379	94.75%	379	94.75%
	Over Votes:	0	0.00%	0	0.00%	0	0.00%	0	0.00%
	Under Votes:	0	0.00%	0	0.00%	21	5.25%	21	5.25%

Precinct Report — Unofficial

GENERAL ELECTION HELD ON — OFFICIAL BALLOT FOR KENTON COUNTY — November 03, 2015

11/04/2015 02:04 PM

Total Number of Voters : 31,674 of 0 = 0.00%

Precincts Reporting 108 of 108 = 100.00%

Party	Candidate	Absentee		Early		Election		Total	
Precinct B110 (Ballots Cast: 454)									
STRAIGHT PARTY, Vote For 1									
Republican Party		0	0.00%	0	0.00%	115	62.84%	115	62.84%
Democratic Party		0	0.00%	0	0.00%	68	37.16%	68	37.16%
	Cast Votes:	0	0.00%	0	0.00%	183	40.31%	183	40.31%
	Over Votes:	0	0.00%	0	0.00%	0	0.00%	0	0.00%
	Under Votes:	0	0.00%	0	0.00%	271	59.69%	271	59.69%
GOVERNOR and LIEUTENANT GOVERNOR, Vote For 1									
Matt BEVIN Jenean HAMPTON		0	0.00%	0	0.00%	253	56.47%	253	56.47%
Jack CONWAY Sannie OVERLY		0	0.00%	0	0.00%	179	39.96%	179	39.96%
Drew CURTIS Heather CURTIS		0	0.00%	0	0.00%	16	3.57%	16	3.57%
Gatewood B. GATEWOOD Elisabeth ANDERSON (W)		0	0.00%	0	0.00%	0	0.00%	0	0.00%
GALBRAITH (W)		0	0.00%	0	0.00%	0	0.00%	0	0.00%
Blackii Effing WHYTE Philip JACOBS (W)		0	0.00%	0	0.00%	0	0.00%	0	0.00%
	Cast Votes:	0	0.00%	0	0.00%	448	98.68%	448	98.68%
	Over Votes:	0	0.00%	0	0.00%	0	0.00%	0	0.00%
	Under Votes:	0	0.00%	0	0.00%	6	1.32%	6	1.32%
SECRETARY of STATE, Vote For 1									
Stephen L. KNIPPER		0	0.00%	0	0.00%	266	59.38%	266	59.38%
Alison Lundergan GRIMES		0	0.00%	0	0.00%	182	40.63%	182	40.63%
	Cast Votes:	0	0.00%	0	0.00%	448	98.68%	448	98.68%
	Over Votes:	0	0.00%	0	0.00%	0	0.00%	0	0.00%
	Under Votes:	0	0.00%	0	0.00%	6	1.32%	6	1.32%
ATTORNEY GENERAL, Vote For 1									
Whitney H. WESTERFIELD		0	0.00%	0	0.00%	236	53.51%	236	53.51%
Andy BESHEAR		0	0.00%	0	0.00%	205	46.49%	205	46.49%
	Cast Votes:	0	0.00%	0	0.00%	441	97.14%	441	97.14%
	Over Votes:	0	0.00%	0	0.00%	0	0.00%	0	0.00%
	Under Votes:	0	0.00%	0	0.00%	13	2.86%	13	2.86%
AUDITOR of PUBLIC ACCOUNTS, Vote For 1									
Mike HARMON		0	0.00%	0	0.00%	270	63.83%	270	63.83%
Adam H. EDELEN		0	0.00%	0	0.00%	153	36.17%	153	36.17%
	Cast Votes:	0	0.00%	0	0.00%	423	93.17%	423	93.17%
	Over Votes:	0	0.00%	0	0.00%	0	0.00%	0	0.00%
	Under Votes:	0	0.00%	0	0.00%	31	6.83%	31	6.83%

Total Number of Voters : 31,674 of 0 = 0.00%

Precincts Reporting 108 of 108 = 100.00%

Party	Candidate	Absentee		Early		Election		Total	
Precinct B110 (Ballots Cast: 454)									
STATE TREASURER, Vote For 1									
	Allison BALL	0	0.00%	0	0.00%	297	69.39%	297	69.39%
	Rick NELSON	0	0.00%	0	0.00%	131	30.61%	131	30.61%
	Cast Votes:	0	0.00%	0	0.00%	428	94.27%	428	94.27%
	Over Votes:	0	0.00%	0	0.00%	0	0.00%	0	0.00%
	Under Votes:	0	0.00%	0	0.00%	26	5.73%	26	5.73%
COMMISSIONER of AGRICULTURE, Vote For 1									
	Ryan F. QUARLES	0	0.00%	0	0.00%	280	66.19%	280	66.19%
	Jean-Marie LAWSON SPANN	0	0.00%	0	0.00%	143	33.81%	143	33.81%
	Cast Votes:	0	0.00%	0	0.00%	423	93.17%	423	93.17%
	Over Votes:	0	0.00%	0	0.00%	0	0.00%	0	0.00%
	Under Votes:	0	0.00%	0	0.00%	31	6.83%	31	6.83%

Party	Candidate	Absentee		Early		Election		Total	
Precinct B111 (Ballots Cast: 323)									
STRAIGHT PARTY, Vote For 1									
	Republican Party	0	0.00%	0	0.00%	114	74.51%	114	74.51%
	Democratic Party	0	0.00%	0	0.00%	39	25.49%	39	25.49%
	Cast Votes:	0	0.00%	0	0.00%	153	47.37%	153	47.37%
	Over Votes:	0	0.00%	0	0.00%	0	0.00%	0	0.00%
	Under Votes:	0	0.00%	0	0.00%	170	52.63%	170	52.63%
GOVERNOR and LIEUTENANT GOVERNOR, Vote For 1									
	Matt BEVIN Jenean HAMPTON	0	0.00%	0	0.00%	213	65.94%	213	65.94%
	Jack CONWAY Sannie OVERLY	0	0.00%	0	0.00%	105	32.51%	105	32.51%
	Drew CURTIS Heather CURTIS	0	0.00%	0	0.00%	5	1.55%	5	1.55%
	Gatewood B. GATEWOOD Elisabeth ANDERSON (W)	0	0.00%	0	0.00%	0	0.00%	0	0.00%
	GALBRAITH (W)	0	0.00%	0	0.00%	0	0.00%	0	0.00%
	Blackii Effing WHYTE Philip JACOBS (W)	0	0.00%	0	0.00%	0	0.00%	0	0.00%
	Cast Votes:	0	0.00%	0	0.00%	323	100.00%	323	100.00%
	Over Votes:	0	0.00%	0	0.00%	0	0.00%	0	0.00%
	Under Votes:	0	0.00%	0	0.00%	0	0.00%	0	0.00%
SECRETARY of STATE, Vote For 1									
	Stephen L. KNIPPER	0	0.00%	0	0.00%	211	66.35%	211	66.35%
	Alison Lundergan GRIMES	0	0.00%	0	0.00%	107	33.65%	107	33.65%
	Cast Votes:	0	0.00%	0	0.00%	318	98.45%	318	98.45%
	Over Votes:	0	0.00%	0	0.00%	0	0.00%	0	0.00%
	Under Votes:	0	0.00%	0	0.00%	5	1.55%	5	1.55%
ATTORNEY GENERAL, Vote For 1									
	Whitney H. WESTERFIELD	0	0.00%	0	0.00%	184	58.97%	184	58.97%
	Andy BESHEAR	0	0.00%	0	0.00%	128	41.03%	128	41.03%
	Cast Votes:	0	0.00%	0	0.00%	312	96.59%	312	96.59%
	Over Votes:	0	0.00%	0	0.00%	0	0.00%	0	0.00%
	Under Votes:	0	0.00%	0	0.00%	11	3.41%	11	3.41%
AUDITOR of PUBLIC ACCOUNTS, Vote For 1									
	Mike HARMON	0	0.00%	0	0.00%	227	72.29%	227	72.29%
	Adam H. EDELEN	0	0.00%	0	0.00%	87	27.71%	87	27.71%
	Cast Votes:	0	0.00%	0	0.00%	314	97.21%	314	97.21%
	Over Votes:	0	0.00%	0	0.00%	0	0.00%	0	0.00%
	Under Votes:	0	0.00%	0	0.00%	9	2.79%	9	2.79%

Party	Candidate	Absentee		Early		Election		Total	
Precinct B111 (Ballots Cast: 323)									
STATE TREASURER, Vote For 1									
	Allison BALL	0	0.00%	0	0.00%	243	77.39%	243	77.39%
	Rick NELSON	0	0.00%	0	0.00%	71	22.61%	71	22.61%
	Cast Votes:	0	0.00%	0	0.00%	314	97.21%	314	97.21%
	Over Votes:	0	0.00%	0	0.00%	0	0.00%	0	0.00%
	Under Votes:	0	0.00%	0	0.00%	9	2.79%	9	2.79%
COMMISSIONER of AGRICULTURE, Vote For 1									
	Ryan F. QUARLES	0	0.00%	0	0.00%	230	73.72%	230	73.72%
	Jean-Marie LAWSON SPANN	0	0.00%	0	0.00%	82	26.28%	82	26.28%
	Cast Votes:	0	0.00%	0	0.00%	312	96.59%	312	96.59%
	Over Votes:	0	0.00%	0	0.00%	0	0.00%	0	0.00%
	Under Votes:	0	0.00%	0	0.00%	11	3.41%	11	3.41%

Party	Candidate	Absentee		Early		Election		Total	
Precinct B112 (Ballots Cast: 442)									
STRAIGHT PARTY, Vote For 1									
	Republican Party	0	0.00%	0	0.00%	152	72.73%	152	72.73%
	Democratic Party	0	0.00%	0	0.00%	57	27.27%	57	27.27%
	Cast Votes:	0	0.00%	0	0.00%	209	47.29%	209	47.29%
	Over Votes:	0	0.00%	0	0.00%	0	0.00%	0	0.00%
	Under Votes:	0	0.00%	0	0.00%	233	52.71%	233	52.71%
GOVERNOR and LIEUTENANT GOVERNOR, Vote For 1									
	Matt BEVIN Jenean HAMPTON	0	0.00%	0	0.00%	299	68.11%	299	68.11%
	Jack CONWAY Sannie OVERLY	0	0.00%	0	0.00%	130	29.61%	130	29.61%
	Drew CURTIS Heather CURTIS	0	0.00%	0	0.00%	10	2.28%	10	2.28%
	Gatewood B. GATEWOOD Elisabeth ANDERSON (W)	0	0.00%	0	0.00%	0	0.00%	0	0.00%
	GALBRAITH (W)	0	0.00%	0	0.00%	0	0.00%	0	0.00%
	Blackii Effing WHYTE Philip JACOBS (W)	0	0.00%	0	0.00%	0	0.00%	0	0.00%
	Cast Votes:	0	0.00%	0	0.00%	439	99.32%	439	99.32%
	Over Votes:	0	0.00%	0	0.00%	0	0.00%	0	0.00%
	Under Votes:	0	0.00%	0	0.00%	3	0.68%	3	0.68%
SECRETARY of STATE, Vote For 1									
	Stephen L. KNIPPER	0	0.00%	0	0.00%	293	67.20%	293	67.20%
	Alison Lundergan GRIMES	0	0.00%	0	0.00%	143	32.80%	143	32.80%
	Cast Votes:	0	0.00%	0	0.00%	436	98.64%	436	98.64%
	Over Votes:	0	0.00%	0	0.00%	0	0.00%	0	0.00%
	Under Votes:	0	0.00%	0	0.00%	6	1.36%	6	1.36%
ATTORNEY GENERAL, Vote For 1									
	Whitney H. WESTERFIELD	0	0.00%	0	0.00%	261	60.70%	261	60.70%
	Andy BESHEAR	0	0.00%	0	0.00%	169	39.30%	169	39.30%
	Cast Votes:	0	0.00%	0	0.00%	430	97.29%	430	97.29%
	Over Votes:	0	0.00%	0	0.00%	0	0.00%	0	0.00%
	Under Votes:	0	0.00%	0	0.00%	12	2.71%	12	2.71%
AUDITOR of PUBLIC ACCOUNTS, Vote For 1									
	Mike HARMON	0	0.00%	0	0.00%	302	72.08%	302	72.08%
	Adam H. EDELEN	0	0.00%	0	0.00%	117	27.92%	117	27.92%
	Cast Votes:	0	0.00%	0	0.00%	419	94.80%	419	94.80%
	Over Votes:	0	0.00%	0	0.00%	0	0.00%	0	0.00%
	Under Votes:	0	0.00%	0	0.00%	23	5.20%	23	5.20%

Precinct Report — Unofficial

GENERAL ELECTION HELD ON — OFFICIAL BALLOT FOR KENTON COUNTY — November 03, 2015

11/04/2015 02:04 PM

Total Number of Voters : 31,674 of 0 = 0.00%

Precincts Reporting 108 of 108 = 100.00%

Party	Candidate	Absentee		Early		Election		Total	
Precinct B112 (Ballots Cast: 442)									
STATE TREASURER, Vote For 1									
	Allison BALL	0	0.00%	0	0.00%	324	75.88%	324	75.88%
	Rick NELSON	0	0.00%	0	0.00%	103	24.12%	103	24.12%
	Cast Votes:	0	0.00%	0	0.00%	427	96.61%	427	96.61%
	Over Votes:	0	0.00%	0	0.00%	0	0.00%	0	0.00%
	Under Votes:	0	0.00%	0	0.00%	15	3.39%	15	3.39%
COMMISSIONER of AGRICULTURE, Vote For 1									
	Ryan F. QUARLES	0	0.00%	0	0.00%	300	71.26%	300	71.26%
	Jean-Marie LAWSON SPANN	0	0.00%	0	0.00%	121	28.74%	121	28.74%
	Cast Votes:	0	0.00%	0	0.00%	421	95.25%	421	95.25%
	Over Votes:	0	0.00%	0	0.00%	0	0.00%	0	0.00%
	Under Votes:	0	0.00%	0	0.00%	21	4.75%	21	4.75%

Total Number of Voters : 31,674 of 0 = 0.00%

Precincts Reporting 108 of 108 = 100.00%

Party	Candidate	Absentee		Early		Election		Total	
Precinct C103 (Ballots Cast: 139)									
STRAIGHT PARTY, Vote For 1									
	Republican Party	0	0.00%	0	0.00%	50	67.57%	50	67.57%
	Democratic Party	0	0.00%	0	0.00%	24	32.43%	24	32.43%
	Cast Votes:	0	0.00%	0	0.00%	74	53.24%	74	53.24%
	Over Votes:	0	0.00%	0	0.00%	0	0.00%	0	0.00%
	Under Votes:	0	0.00%	0	0.00%	65	46.76%	65	46.76%
GOVERNOR and LIEUTENANT GOVERNOR, Vote For 1									
	Matt BEVIN Jenean HAMPTON	0	0.00%	0	0.00%	87	63.04%	87	63.04%
	Jack CONWAY Sannie OVERLY	0	0.00%	0	0.00%	44	31.88%	44	31.88%
	Drew CURTIS Heather CURTIS	0	0.00%	0	0.00%	7	5.07%	7	5.07%
	Gatewood B. GATEWOOD Elisabeth ANDERSON (W)	0	0.00%	0	0.00%	0	0.00%	0	0.00%
	GALBRAITH (W)	0	0.00%	0	0.00%	0	0.00%	0	0.00%
	Blackii Effing WHYTE Philip JACOBS (W)	0	0.00%	0	0.00%	0	0.00%	0	0.00%
	Cast Votes:	0	0.00%	0	0.00%	138	99.28%	138	99.28%
	Over Votes:	0	0.00%	0	0.00%	0	0.00%	0	0.00%
	Under Votes:	0	0.00%	0	0.00%	1	0.72%	1	0.72%
SECRETARY of STATE, Vote For 1									
	Stephen L. KNIPPER	0	0.00%	0	0.00%	85	62.50%	85	62.50%
	Alison Lundergan GRIMES	0	0.00%	0	0.00%	51	37.50%	51	37.50%
	Cast Votes:	0	0.00%	0	0.00%	136	97.84%	136	97.84%
	Over Votes:	0	0.00%	0	0.00%	0	0.00%	0	0.00%
	Under Votes:	0	0.00%	0	0.00%	3	2.16%	3	2.16%
ATTORNEY GENERAL, Vote For 1									
	Whitney H. WESTERFIELD	0	0.00%	0	0.00%	77	57.46%	77	57.46%
	Andy BESHEAR	0	0.00%	0	0.00%	57	42.54%	57	42.54%
	Cast Votes:	0	0.00%	0	0.00%	134	96.40%	134	96.40%
	Over Votes:	0	0.00%	0	0.00%	0	0.00%	0	0.00%
	Under Votes:	0	0.00%	0	0.00%	5	3.60%	5	3.60%
AUDITOR of PUBLIC ACCOUNTS, Vote For 1									
	Mike HARMON	0	0.00%	0	0.00%	83	62.88%	83	62.88%
	Adam H. EDELEN	0	0.00%	0	0.00%	49	37.12%	49	37.12%
	Cast Votes:	0	0.00%	0	0.00%	132	94.96%	132	94.96%
	Over Votes:	0	0.00%	0	0.00%	0	0.00%	0	0.00%
	Under Votes:	0	0.00%	0	0.00%	7	5.04%	7	5.04%

Total Number of Voters : 31,674 of 0 = 0.00%

Precincts Reporting 108 of 108 = 100.00%

Party	Candidate	Absentee		Early		Election		Total	
Precinct C103 (Ballots Cast: 139)									
STATE TREASURER, Vote For 1									
	Allison BALL	0	0.00%	0	0.00%	87	65.91%	87	65.91%
	Rick NELSON	0	0.00%	0	0.00%	45	34.09%	45	34.09%
	Cast Votes:	0	0.00%	0	0.00%	132	94.96%	132	94.96%
	Over Votes:	0	0.00%	0	0.00%	0	0.00%	0	0.00%
	Under Votes:	0	0.00%	0	0.00%	7	5.04%	7	5.04%
COMMISSIONER of AGRICULTURE, Vote For 1									
	Ryan F. QUARLES	0	0.00%	0	0.00%	81	60.90%	81	60.90%
	Jean-Marie LAWSON SPANN	0	0.00%	0	0.00%	52	39.10%	52	39.10%
	Cast Votes:	0	0.00%	0	0.00%	133	95.68%	133	95.68%
	Over Votes:	0	0.00%	0	0.00%	0	0.00%	0	0.00%
	Under Votes:	0	0.00%	0	0.00%	6	4.32%	6	4.32%

Party	Candidate	Absentee		Early		Election		Total	
Precinct C104 (Ballots Cast: 255)									
STRAIGHT PARTY, Vote For 1									
	Republican Party	0	0.00%	0	0.00%	69	52.27%	69	52.27%
	Democratic Party	0	0.00%	0	0.00%	63	47.73%	63	47.73%
	Cast Votes:	0	0.00%	0	0.00%	132	51.76%	132	51.76%
	Over Votes:	0	0.00%	0	0.00%	0	0.00%	0	0.00%
	Under Votes:	0	0.00%	0	0.00%	123	48.24%	123	48.24%
GOVERNOR and LIEUTENANT GOVERNOR, Vote For 1									
	Matt BEVIN Jenean HAMPTON	0	0.00%	0	0.00%	119	46.67%	119	46.67%
	Jack CONWAY Sannie OVERLY	0	0.00%	0	0.00%	125	49.02%	125	49.02%
	Drew CURTIS Heather CURTIS	0	0.00%	0	0.00%	11	4.31%	11	4.31%
	Gatewood B. GATEWOOD Elisabeth ANDERSON (W)	0	0.00%	0	0.00%	0	0.00%	0	0.00%
	GALBRAITH (W)	0	0.00%	0	0.00%	0	0.00%	0	0.00%
	Blackii Effing WHYTE Philip JACOBS (W)	0	0.00%	0	0.00%	0	0.00%	0	0.00%
	Cast Votes:	0	0.00%	0	0.00%	255	100.00%	255	100.00%
	Over Votes:	0	0.00%	0	0.00%	0	0.00%	0	0.00%
	Under Votes:	0	0.00%	0	0.00%	0	0.00%	0	0.00%
SECRETARY of STATE, Vote For 1									
	Stephen L. KNIPPER	0	0.00%	0	0.00%	126	49.61%	126	49.61%
	Alison Lundergan GRIMES	0	0.00%	0	0.00%	128	50.39%	128	50.39%
	Cast Votes:	0	0.00%	0	0.00%	254	99.61%	254	99.61%
	Over Votes:	0	0.00%	0	0.00%	0	0.00%	0	0.00%
	Under Votes:	0	0.00%	0	0.00%	1	0.39%	1	0.39%
ATTORNEY GENERAL, Vote For 1									
	Whitney H. WESTERFIELD	0	0.00%	0	0.00%	112	44.80%	112	44.80%
	Andy BESHEAR	0	0.00%	0	0.00%	138	55.20%	138	55.20%
	Cast Votes:	0	0.00%	0	0.00%	250	98.04%	250	98.04%
	Over Votes:	0	0.00%	0	0.00%	0	0.00%	0	0.00%
	Under Votes:	0	0.00%	0	0.00%	5	1.96%	5	1.96%
AUDITOR of PUBLIC ACCOUNTS, Vote For 1									
	Mike HARMON	0	0.00%	0	0.00%	124	52.10%	124	52.10%
	Adam H. EDELEN	0	0.00%	0	0.00%	114	47.90%	114	47.90%
	Cast Votes:	0	0.00%	0	0.00%	238	93.33%	238	93.33%
	Over Votes:	0	0.00%	0	0.00%	0	0.00%	0	0.00%
	Under Votes:	0	0.00%	0	0.00%	17	6.67%	17	6.67%

Total Number of Voters : 31,674 of 0 = 0.00%

Precincts Reporting 108 of 108 = 100.00%

Party	Candidate	Absentee		Early		Election		Total	
Precinct C104 (Ballots Cast: 255)									
STATE TREASURER, Vote For 1									
	Allison BALL	0	0.00%	0	0.00%	125	52.30%	125	52.30%
	Rick NELSON	0	0.00%	0	0.00%	114	47.70%	114	47.70%
	Cast Votes:	0	0.00%	0	0.00%	239	93.73%	239	93.73%
	Over Votes:	0	0.00%	0	0.00%	1	0.39%	1	0.39%
	Under Votes:	0	0.00%	0	0.00%	15	5.88%	15	5.88%
COMMISSIONER of AGRICULTURE, Vote For 1									
	Ryan F. QUARLES	0	0.00%	0	0.00%	124	52.54%	124	52.54%
	Jean-Marie LAWSON SPANN	0	0.00%	0	0.00%	112	47.46%	112	47.46%
	Cast Votes:	0	0.00%	0	0.00%	236	92.55%	236	92.55%
	Over Votes:	0	0.00%	0	0.00%	0	0.00%	0	0.00%
	Under Votes:	0	0.00%	0	0.00%	19	7.45%	19	7.45%

Party	Candidate	Absentee		Early		Election		Total	
Precinct C105 (Ballots Cast: 196)									
STRAIGHT PARTY, Vote For 1									
	Republican Party	0	0.00%	0	0.00%	54	55.67%	54	55.67%
	Democratic Party	0	0.00%	0	0.00%	43	44.33%	43	44.33%
	Cast Votes:	0	0.00%	0	0.00%	97	49.49%	97	49.49%
	Over Votes:	0	0.00%	0	0.00%	0	0.00%	0	0.00%
	Under Votes:	0	0.00%	0	0.00%	99	50.51%	99	50.51%
GOVERNOR and LIEUTENANT GOVERNOR, Vote For 1									
	Matt BEVIN Jenean HAMPTON	0	0.00%	0	0.00%	94	50.27%	94	50.27%
	Jack CONWAY Sannie OVERLY	0	0.00%	0	0.00%	83	44.39%	83	44.39%
	Drew CURTIS Heather CURTIS	0	0.00%	0	0.00%	9	4.81%	9	4.81%
	Gatewood B. GATEWOOD Elisabeth ANDERSON (W)	0	0.00%	0	0.00%	1	0.53%	1	0.53%
	GALBRAITH (W)	0	0.00%	0	0.00%	0	0.00%	0	0.00%
	Blackii Effing WHYTE Philip JACOBS (W)	0	0.00%	0	0.00%	0	0.00%	0	0.00%
	Cast Votes:	0	0.00%	0	0.00%	187	95.41%	187	95.41%
	Over Votes:	0	0.00%	0	0.00%	0	0.00%	0	0.00%
	Under Votes:	0	0.00%	0	0.00%	9	4.59%	9	4.59%
SECRETARY of STATE, Vote For 1									
	Stephen L. KNIPPER	0	0.00%	0	0.00%	99	52.11%	99	52.11%
	Alison Lundergan GRIMES	0	0.00%	0	0.00%	91	47.89%	91	47.89%
	Cast Votes:	0	0.00%	0	0.00%	190	96.94%	190	96.94%
	Over Votes:	0	0.00%	0	0.00%	0	0.00%	0	0.00%
	Under Votes:	0	0.00%	0	0.00%	6	3.06%	6	3.06%
ATTORNEY GENERAL, Vote For 1									
	Whitney H. WESTERFIELD	0	0.00%	0	0.00%	85	45.21%	85	45.21%
	Andy BESHEAR	0	0.00%	0	0.00%	103	54.79%	103	54.79%
	Cast Votes:	0	0.00%	0	0.00%	188	95.92%	188	95.92%
	Over Votes:	0	0.00%	0	0.00%	0	0.00%	0	0.00%
	Under Votes:	0	0.00%	0	0.00%	8	4.08%	8	4.08%
AUDITOR of PUBLIC ACCOUNTS, Vote For 1									
	Mike HARMON	0	0.00%	0	0.00%	107	58.47%	107	58.47%
	Adam H. EDELEN	0	0.00%	0	0.00%	76	41.53%	76	41.53%
	Cast Votes:	0	0.00%	0	0.00%	183	93.37%	183	93.37%
	Over Votes:	0	0.00%	0	0.00%	0	0.00%	0	0.00%
	Under Votes:	0	0.00%	0	0.00%	13	6.63%	13	6.63%

Total Number of Voters : 31,674 of 0 = 0.00%

Precincts Reporting 108 of 108 = 100.00%

Party	Candidate	Absentee		Early		Election		Total	
Precinct C105 (Ballots Cast: 196)									
STATE TREASURER, Vote For 1									
	Allison BALL	0	0.00%	0	0.00%	107	57.53%	107	57.53%
	Rick NELSON	0	0.00%	0	0.00%	79	42.47%	79	42.47%
	Cast Votes:	0	0.00%	0	0.00%	186	94.90%	186	94.90%
	Over Votes:	0	0.00%	0	0.00%	0	0.00%	0	0.00%
	Under Votes:	0	0.00%	0	0.00%	10	5.10%	10	5.10%
COMMISSIONER of AGRICULTURE, Vote For 1									
	Ryan F. QUARLES	0	0.00%	0	0.00%	103	55.98%	103	55.98%
	Jean-Marie LAWSON SPANN	0	0.00%	0	0.00%	81	44.02%	81	44.02%
	Cast Votes:	0	0.00%	0	0.00%	184	93.88%	184	93.88%
	Over Votes:	0	0.00%	0	0.00%	0	0.00%	0	0.00%
	Under Votes:	0	0.00%	0	0.00%	12	6.12%	12	6.12%

Total Number of Voters : 31,674 of 0 = 0.00%

Precincts Reporting 108 of 108 = 100.00%

Party	Candidate	Absentee		Early		Election		Total	
Precinct C106 (Ballots Cast: 179)									
STRAIGHT PARTY, Vote For 1									
	Republican Party	0	0.00%	0	0.00%	51	50.50%	51	50.50%
	Democratic Party	0	0.00%	0	0.00%	50	49.50%	50	49.50%
	Cast Votes:	0	0.00%	0	0.00%	101	56.42%	101	56.42%
	Over Votes:	0	0.00%	0	0.00%	0	0.00%	0	0.00%
	Under Votes:	0	0.00%	0	0.00%	78	43.58%	78	43.58%
GOVERNOR and LIEUTENANT GOVERNOR, Vote For 1									
	Matt BEVIN Jenean HAMPTON	0	0.00%	0	0.00%	87	49.15%	87	49.15%
	Jack CONWAY Sannie OVERLY	0	0.00%	0	0.00%	76	42.94%	76	42.94%
	Drew CURTIS Heather CURTIS	0	0.00%	0	0.00%	14	7.91%	14	7.91%
	Gatewood B. GATEWOOD Elisabeth ANDERSON (W)	0	0.00%	0	0.00%	0	0.00%	0	0.00%
	GALBRAITH (W)	0	0.00%	0	0.00%	0	0.00%	0	0.00%
	Blackii Effing WHYTE Philip JACOBS (W)	0	0.00%	0	0.00%	0	0.00%	0	0.00%
	Cast Votes:	0	0.00%	0	0.00%	177	98.88%	177	98.88%
	Over Votes:	0	0.00%	0	0.00%	0	0.00%	0	0.00%
	Under Votes:	0	0.00%	0	0.00%	2	1.12%	2	1.12%
SECRETARY of STATE, Vote For 1									
	Stephen L. KNIPPER	0	0.00%	0	0.00%	94	53.71%	94	53.71%
	Alison Lundergan GRIMES	0	0.00%	0	0.00%	81	46.29%	81	46.29%
	Cast Votes:	0	0.00%	0	0.00%	175	97.77%	175	97.77%
	Over Votes:	0	0.00%	0	0.00%	0	0.00%	0	0.00%
	Under Votes:	0	0.00%	0	0.00%	4	2.23%	4	2.23%
ATTORNEY GENERAL, Vote For 1									
	Whitney H. WESTERFIELD	0	0.00%	0	0.00%	76	42.94%	76	42.94%
	Andy BESHEAR	0	0.00%	0	0.00%	101	57.06%	101	57.06%
	Cast Votes:	0	0.00%	0	0.00%	177	98.88%	177	98.88%
	Over Votes:	0	0.00%	0	0.00%	0	0.00%	0	0.00%
	Under Votes:	0	0.00%	0	0.00%	2	1.12%	2	1.12%
AUDITOR of PUBLIC ACCOUNTS, Vote For 1									
	Mike HARMON	0	0.00%	0	0.00%	96	56.80%	96	56.80%
	Adam H. EDELEN	0	0.00%	0	0.00%	73	43.20%	73	43.20%
	Cast Votes:	0	0.00%	0	0.00%	169	94.41%	169	94.41%
	Over Votes:	0	0.00%	0	0.00%	0	0.00%	0	0.00%
	Under Votes:	0	0.00%	0	0.00%	10	5.59%	10	5.59%

Total Number of Voters : 31,674 of 0 = 0.00%

Precincts Reporting 108 of 108 = 100.00%

Party	Candidate	Absentee		Early		Election		Total	
Precinct C106 (Ballots Cast: 179)									
STATE TREASURER, Vote For 1									
	Allison BALL	0	0.00%	0	0.00%	102	58.29%	102	58.29%
	Rick NELSON	0	0.00%	0	0.00%	73	41.71%	73	41.71%
	Cast Votes:	0	0.00%	0	0.00%	175	97.77%	175	97.77%
	Over Votes:	0	0.00%	0	0.00%	0	0.00%	0	0.00%
	Under Votes:	0	0.00%	0	0.00%	4	2.23%	4	2.23%
COMMISSIONER of AGRICULTURE, Vote For 1									
	Ryan F. QUARLES	0	0.00%	0	0.00%	86	50.59%	86	50.59%
	Jean-Marie LAWSON SPANN	0	0.00%	0	0.00%	84	49.41%	84	49.41%
	Cast Votes:	0	0.00%	0	0.00%	170	94.97%	170	94.97%
	Over Votes:	0	0.00%	0	0.00%	0	0.00%	0	0.00%
	Under Votes:	0	0.00%	0	0.00%	9	5.03%	9	5.03%

Party	Candidate	Absentee		Early		Election		Total	
Precinct C139 (Ballots Cast: 155)									
STRAIGHT PARTY, Vote For 1									
	Republican Party	0	0.00%	0	0.00%	43	60.56%	43	60.56%
	Democratic Party	0	0.00%	0	0.00%	28	39.44%	28	39.44%
	Cast Votes:	0	0.00%	0	0.00%	71	45.81%	71	45.81%
	Over Votes:	0	0.00%	0	0.00%	0	0.00%	0	0.00%
	Under Votes:	0	0.00%	0	0.00%	84	54.19%	84	54.19%
GOVERNOR and LIEUTENANT GOVERNOR, Vote For 1									
	Matt BEVIN Jenean HAMPTON	0	0.00%	0	0.00%	85	54.84%	85	54.84%
	Jack CONWAY Sannie OVERLY	0	0.00%	0	0.00%	58	37.42%	58	37.42%
	Drew CURTIS Heather CURTIS	0	0.00%	0	0.00%	12	7.74%	12	7.74%
	Gatewood B. GATEWOOD Elisabeth ANDERSON (W)	0	0.00%	0	0.00%	0	0.00%	0	0.00%
	GALBRAITH (W)	0	0.00%	0	0.00%	0	0.00%	0	0.00%
	Blackii Effing WHYTE Philip JACOBS (W)	0	0.00%	0	0.00%	0	0.00%	0	0.00%
	Cast Votes:	0	0.00%	0	0.00%	155	100.00%	155	100.00%
	Over Votes:	0	0.00%	0	0.00%	0	0.00%	0	0.00%
	Under Votes:	0	0.00%	0	0.00%	0	0.00%	0	0.00%
SECRETARY of STATE, Vote For 1									
	Stephen L. KNIPPER	0	0.00%	0	0.00%	87	56.49%	87	56.49%
	Alison Lundergan GRIMES	0	0.00%	0	0.00%	67	43.51%	67	43.51%
	Cast Votes:	0	0.00%	0	0.00%	154	99.35%	154	99.35%
	Over Votes:	0	0.00%	0	0.00%	0	0.00%	0	0.00%
	Under Votes:	0	0.00%	0	0.00%	1	0.65%	1	0.65%
ATTORNEY GENERAL, Vote For 1									
	Whitney H. WESTERFIELD	0	0.00%	0	0.00%	69	46.31%	69	46.31%
	Andy BESHEAR	0	0.00%	0	0.00%	80	53.69%	80	53.69%
	Cast Votes:	0	0.00%	0	0.00%	149	96.13%	149	96.13%
	Over Votes:	0	0.00%	0	0.00%	0	0.00%	0	0.00%
	Under Votes:	0	0.00%	0	0.00%	6	3.87%	6	3.87%
AUDITOR of PUBLIC ACCOUNTS, Vote For 1									
	Mike HARMON	0	0.00%	0	0.00%	93	62.00%	93	62.00%
	Adam H. EDELEN	0	0.00%	0	0.00%	57	38.00%	57	38.00%
	Cast Votes:	0	0.00%	0	0.00%	150	96.77%	150	96.77%
	Over Votes:	0	0.00%	0	0.00%	0	0.00%	0	0.00%
	Under Votes:	0	0.00%	0	0.00%	5	3.23%	5	3.23%

Total Number of Voters : 31,674 of 0 = 0.00%

Precincts Reporting 108 of 108 = 100.00%

Party	Candidate	Absentee		Early		Election		Total	
Precinct C139 (Ballots Cast: 155)									
STATE TREASURER, Vote For 1									
	Allison BALL	0	0.00%	0	0.00%	93	61.59%	93	61.59%
	Rick NELSON	0	0.00%	0	0.00%	58	38.41%	58	38.41%
	Cast Votes:	0	0.00%	0	0.00%	151	97.42%	151	97.42%
	Over Votes:	0	0.00%	0	0.00%	0	0.00%	0	0.00%
	Under Votes:	0	0.00%	0	0.00%	4	2.58%	4	2.58%
COMMISSIONER of AGRICULTURE, Vote For 1									
	Ryan F. QUARLES	0	0.00%	0	0.00%	88	59.06%	88	59.06%
	Jean-Marie LAWSON SPANN	0	0.00%	0	0.00%	61	40.94%	61	40.94%
	Cast Votes:	0	0.00%	0	0.00%	149	96.13%	149	96.13%
	Over Votes:	0	0.00%	0	0.00%	0	0.00%	0	0.00%
	Under Votes:	0	0.00%	0	0.00%	6	3.87%	6	3.87%

Total Number of Voters : 31,674 of 0 = 0.00%

Precincts Reporting 108 of 108 = 100.00%

Party	Candidate	Absentee		Early		Election		Total	
Precinct C107 (Ballots Cast: 430)									
STRAIGHT PARTY, Vote For 1									
Republican Party		0	0.00%	0	0.00%	116	58.59%	116	58.59%
Democratic Party		0	0.00%	0	0.00%	82	41.41%	82	41.41%
	Cast Votes:	0	0.00%	0	0.00%	198	46.05%	198	46.05%
	Over Votes:	0	0.00%	0	0.00%	0	0.00%	0	0.00%
	Under Votes:	0	0.00%	0	0.00%	232	53.95%	232	53.95%
GOVERNOR and LIEUTENANT GOVERNOR, Vote For 1									
Matt BEVIN Jenean HAMPTON		0	0.00%	0	0.00%	242	56.67%	242	56.67%
Jack CONWAY Sannie OVERLY		0	0.00%	0	0.00%	170	39.81%	170	39.81%
Drew CURTIS Heather CURTIS		0	0.00%	0	0.00%	13	3.04%	13	3.04%
Gatewood B. GATEWOOD Elisabeth ANDERSON (W)		0	0.00%	0	0.00%	0	0.00%	0	0.00%
GALBRAITH (W)		0	0.00%	0	0.00%	0	0.00%	0	0.00%
Blackii Effing WHYTE Philip JACOBS (W)		0	0.00%	0	0.00%	2	0.47%	2	0.47%
	Cast Votes:	0	0.00%	0	0.00%	427	99.30%	427	99.30%
	Over Votes:	0	0.00%	0	0.00%	0	0.00%	0	0.00%
	Under Votes:	0	0.00%	0	0.00%	3	0.70%	3	0.70%
SECRETARY of STATE, Vote For 1									
Stephen L. KNIPPER		0	0.00%	0	0.00%	245	57.24%	245	57.24%
Alison Lundergan GRIMES		0	0.00%	0	0.00%	183	42.76%	183	42.76%
	Cast Votes:	0	0.00%	0	0.00%	428	99.53%	428	99.53%
	Over Votes:	0	0.00%	0	0.00%	0	0.00%	0	0.00%
	Under Votes:	0	0.00%	0	0.00%	2	0.47%	2	0.47%
ATTORNEY GENERAL, Vote For 1									
Whitney H. WESTERFIELD		0	0.00%	0	0.00%	208	50.00%	208	50.00%
Andy BESHEAR		0	0.00%	0	0.00%	208	50.00%	208	50.00%
	Cast Votes:	0	0.00%	0	0.00%	416	96.74%	416	96.74%
	Over Votes:	0	0.00%	0	0.00%	0	0.00%	0	0.00%
	Under Votes:	0	0.00%	0	0.00%	14	3.26%	14	3.26%
AUDITOR of PUBLIC ACCOUNTS, Vote For 1									
Mike HARMON		0	0.00%	0	0.00%	245	59.32%	245	59.32%
Adam H. EDELEN		0	0.00%	0	0.00%	168	40.68%	168	40.68%
	Cast Votes:	0	0.00%	0	0.00%	413	96.05%	413	96.05%
	Over Votes:	0	0.00%	0	0.00%	0	0.00%	0	0.00%
	Under Votes:	0	0.00%	0	0.00%	17	3.95%	17	3.95%

Total Number of Voters : 31,674 of 0 = 0.00%

Precincts Reporting 108 of 108 = 100.00%

Party	Candidate	Absentee		Early		Election		Total	
Precinct C107 (Ballots Cast: 430)									
STATE TREASURER, Vote For 1									
	Allison BALL	0	0.00%	0	0.00%	259	62.41%	259	62.41%
	Rick NELSON	0	0.00%	0	0.00%	156	37.59%	156	37.59%
	Cast Votes:	0	0.00%	0	0.00%	415	96.51%	415	96.51%
	Over Votes:	0	0.00%	0	0.00%	0	0.00%	0	0.00%
	Under Votes:	0	0.00%	0	0.00%	15	3.49%	15	3.49%
COMMISSIONER of AGRICULTURE, Vote For 1									
	Ryan F. QUARLES	0	0.00%	0	0.00%	259	62.86%	259	62.86%
	Jean-Marie LAWSON SPANN	0	0.00%	0	0.00%	153	37.14%	153	37.14%
	Cast Votes:	0	0.00%	0	0.00%	412	95.81%	412	95.81%
	Over Votes:	0	0.00%	0	0.00%	0	0.00%	0	0.00%
	Under Votes:	0	0.00%	0	0.00%	18	4.19%	18	4.19%

Total Number of Voters : 31,674 of 0 = 0.00%

Precincts Reporting 108 of 108 = 100.00%

Party	Candidate	Absentee		Early		Election		Total	
Precinct C108 (Ballots Cast: 163)									
STRAIGHT PARTY, Vote For 1									
	Republican Party	0	0.00%	0	0.00%	50	73.53%	50	73.53%
	Democratic Party	0	0.00%	0	0.00%	18	26.47%	18	26.47%
	Cast Votes:	0	0.00%	0	0.00%	68	41.72%	68	41.72%
	Over Votes:	0	0.00%	0	0.00%	0	0.00%	0	0.00%
	Under Votes:	0	0.00%	0	0.00%	95	58.28%	95	58.28%
GOVERNOR and LIEUTENANT GOVERNOR, Vote For 1									
	Matt BEVIN Jenean HAMPTON	0	0.00%	0	0.00%	94	58.02%	94	58.02%
	Jack CONWAY Sannie OVERLY	0	0.00%	0	0.00%	61	37.65%	61	37.65%
	Drew CURTIS Heather CURTIS	0	0.00%	0	0.00%	7	4.32%	7	4.32%
	Gatewood B. GATEWOOD Elisabeth ANDERSON (W)	0	0.00%	0	0.00%	0	0.00%	0	0.00%
	GALBRAITH (W)	0	0.00%	0	0.00%	0	0.00%	0	0.00%
	Blackii Effing WHYTE Philip JACOBS (W)	0	0.00%	0	0.00%	0	0.00%	0	0.00%
	Cast Votes:	0	0.00%	0	0.00%	162	99.39%	162	99.39%
	Over Votes:	0	0.00%	0	0.00%	0	0.00%	0	0.00%
	Under Votes:	0	0.00%	0	0.00%	1	0.61%	1	0.61%
SECRETARY of STATE, Vote For 1									
	Stephen L. KNIPPER	0	0.00%	0	0.00%	96	59.63%	96	59.63%
	Alison Lundergan GRIMES	0	0.00%	0	0.00%	65	40.37%	65	40.37%
	Cast Votes:	0	0.00%	0	0.00%	161	98.77%	161	98.77%
	Over Votes:	0	0.00%	0	0.00%	0	0.00%	0	0.00%
	Under Votes:	0	0.00%	0	0.00%	2	1.23%	2	1.23%
ATTORNEY GENERAL, Vote For 1									
	Whitney H. WESTERFIELD	0	0.00%	0	0.00%	80	49.69%	80	49.69%
	Andy BESHEAR	0	0.00%	0	0.00%	81	50.31%	81	50.31%
	Cast Votes:	0	0.00%	0	0.00%	161	98.77%	161	98.77%
	Over Votes:	0	0.00%	0	0.00%	0	0.00%	0	0.00%
	Under Votes:	0	0.00%	0	0.00%	2	1.23%	2	1.23%
AUDITOR of PUBLIC ACCOUNTS, Vote For 1									
	Mike HARMON	0	0.00%	0	0.00%	96	61.15%	96	61.15%
	Adam H. EDELEN	0	0.00%	0	0.00%	61	38.85%	61	38.85%
	Cast Votes:	0	0.00%	0	0.00%	157	96.32%	157	96.32%
	Over Votes:	0	0.00%	0	0.00%	0	0.00%	0	0.00%
	Under Votes:	0	0.00%	0	0.00%	6	3.68%	6	3.68%

Total Number of Voters : 31,674 of 0 = 0.00%

Precincts Reporting 108 of 108 = 100.00%

Party	Candidate	Absentee		Early		Election		Total	
Precinct C108 (Ballots Cast: 163)									
STATE TREASURER, Vote For 1									
	Allison BALL	0	0.00%	0	0.00%	106	67.95%	106	67.95%
	Rick NELSON	0	0.00%	0	0.00%	50	32.05%	50	32.05%
	Cast Votes:	0	0.00%	0	0.00%	156	95.71%	156	95.71%
	Over Votes:	0	0.00%	0	0.00%	0	0.00%	0	0.00%
	Under Votes:	0	0.00%	0	0.00%	7	4.29%	7	4.29%
COMMISSIONER of AGRICULTURE, Vote For 1									
	Ryan F. QUARLES	0	0.00%	0	0.00%	100	64.10%	100	64.10%
	Jean-Marie LAWSON SPANN	0	0.00%	0	0.00%	56	35.90%	56	35.90%
	Cast Votes:	0	0.00%	0	0.00%	156	95.71%	156	95.71%
	Over Votes:	0	0.00%	0	0.00%	0	0.00%	0	0.00%
	Under Votes:	0	0.00%	0	0.00%	7	4.29%	7	4.29%

Total Number of Voters : 31,674 of 0 = 0.00%

Precincts Reporting 108 of 108 = 100.00%

Party	Candidate	Absentee		Early		Election		Total	
Precinct C109 (Ballots Cast: 212)									
STRAIGHT PARTY, Vote For 1									
	Republican Party	0	0.00%	0	0.00%	68	62.39%	68	62.39%
	Democratic Party	0	0.00%	0	0.00%	41	37.61%	41	37.61%
	Cast Votes:	0	0.00%	0	0.00%	109	51.42%	109	51.42%
	Over Votes:	0	0.00%	0	0.00%	0	0.00%	0	0.00%
	Under Votes:	0	0.00%	0	0.00%	103	48.58%	103	48.58%
GOVERNOR and LIEUTENANT GOVERNOR, Vote For 1									
	Matt BEVIN Jenean HAMPTON	0	0.00%	0	0.00%	118	55.66%	118	55.66%
	Jack CONWAY Sannie OVERLY	0	0.00%	0	0.00%	84	39.62%	84	39.62%
	Drew CURTIS Heather CURTIS	0	0.00%	0	0.00%	10	4.72%	10	4.72%
	Gatewood B. GATEWOOD Elisabeth ANDERSON (W)	0	0.00%	0	0.00%	0	0.00%	0	0.00%
	GALBRAITH (W)	0	0.00%	0	0.00%	0	0.00%	0	0.00%
	Blackii Effing WHYTE Philip JACOBS (W)	0	0.00%	0	0.00%	0	0.00%	0	0.00%
	Cast Votes:	0	0.00%	0	0.00%	212	100.00%	212	100.00%
	Over Votes:	0	0.00%	0	0.00%	0	0.00%	0	0.00%
	Under Votes:	0	0.00%	0	0.00%	0	0.00%	0	0.00%
SECRETARY of STATE, Vote For 1									
	Stephen L. KNIPPER	0	0.00%	0	0.00%	122	57.55%	122	57.55%
	Alison Lundergan GRIMES	0	0.00%	0	0.00%	90	42.45%	90	42.45%
	Cast Votes:	0	0.00%	0	0.00%	212	100.00%	212	100.00%
	Over Votes:	0	0.00%	0	0.00%	0	0.00%	0	0.00%
	Under Votes:	0	0.00%	0	0.00%	0	0.00%	0	0.00%
ATTORNEY GENERAL, Vote For 1									
	Whitney H. WESTERFIELD	0	0.00%	0	0.00%	102	49.28%	102	49.28%
	Andy BESHEAR	0	0.00%	0	0.00%	105	50.72%	105	50.72%
	Cast Votes:	0	0.00%	0	0.00%	207	97.64%	207	97.64%
	Over Votes:	0	0.00%	0	0.00%	0	0.00%	0	0.00%
	Under Votes:	0	0.00%	0	0.00%	5	2.36%	5	2.36%
AUDITOR of PUBLIC ACCOUNTS, Vote For 1									
	Mike HARMON	0	0.00%	0	0.00%	121	59.61%	121	59.61%
	Adam H. EDELEN	0	0.00%	0	0.00%	82	40.39%	82	40.39%
	Cast Votes:	0	0.00%	0	0.00%	203	95.75%	203	95.75%
	Over Votes:	0	0.00%	0	0.00%	0	0.00%	0	0.00%
	Under Votes:	0	0.00%	0	0.00%	9	4.25%	9	4.25%

Precinct Report — Unofficial

GENERAL ELECTION HELD ON — OFFICIAL BALLOT FOR KENTON COUNTY — November 03, 2015

11/04/2015 02:04 PM

Total Number of Voters : 31,674 of 0 = 0.00%

Precincts Reporting 108 of 108 = 100.00%

Party	Candidate	Absentee		Early		Election		Total	
Precinct C109 (Ballots Cast: 212)									
STATE TREASURER, Vote For 1									
	Allison BALL	0	0.00%	0	0.00%	128	63.05%	128	63.05%
	Rick NELSON	0	0.00%	0	0.00%	75	36.95%	75	36.95%
	Cast Votes:	0	0.00%	0	0.00%	203	95.75%	203	95.75%
	Over Votes:	0	0.00%	0	0.00%	0	0.00%	0	0.00%
	Under Votes:	0	0.00%	0	0.00%	9	4.25%	9	4.25%
COMMISSIONER of AGRICULTURE, Vote For 1									
	Ryan F. QUARLES	0	0.00%	0	0.00%	112	57.14%	112	57.14%
	Jean-Marie LAWSON SPANN	0	0.00%	0	0.00%	84	42.86%	84	42.86%
	Cast Votes:	0	0.00%	0	0.00%	196	92.45%	196	92.45%
	Over Votes:	0	0.00%	0	0.00%	0	0.00%	0	0.00%
	Under Votes:	0	0.00%	0	0.00%	16	7.55%	16	7.55%

Total Number of Voters : 31,674 of 0 = 0.00%

Precincts Reporting 108 of 108 = 100.00%

Party / Candidate	Absentee		Early		Election		Total	
Precinct C110 (Ballots Cast: 298)								
STRAIGHT PARTY, Vote For 1								
Republican Party	0	0.00%	0	0.00%	92	58.60%	92	58.60%
Democratic Party	0	0.00%	0	0.00%	65	41.40%	65	41.40%
Cast Votes:	0	0.00%	0	0.00%	157	52.68%	157	52.68%
Over Votes:	0	0.00%	0	0.00%	0	0.00%	0	0.00%
Under Votes:	0	0.00%	0	0.00%	141	47.32%	141	47.32%
GOVERNOR and LIEUTENANT GOVERNOR, Vote For 1								
Matt BEVIN Jenean HAMPTON	0	0.00%	0	0.00%	167	56.42%	167	56.42%
Jack CONWAY Sannie OVERLY	0	0.00%	0	0.00%	121	40.88%	121	40.88%
Drew CURTIS Heather CURTIS	0	0.00%	0	0.00%	8	2.70%	8	2.70%
Gatewood B. GATEWOOD Elisabeth ANDERSON (W)	0	0.00%	0	0.00%	0	0.00%	0	0.00%
GALBRAITH (W)	0	0.00%	0	0.00%	0	0.00%	0	0.00%
Blackii Effing WHYTE Philip JACOBS (W)	0	0.00%	0	0.00%	0	0.00%	0	0.00%
Cast Votes:	0	0.00%	0	0.00%	296	99.33%	296	99.33%
Over Votes:	0	0.00%	0	0.00%	0	0.00%	0	0.00%
Under Votes:	0	0.00%	0	0.00%	2	0.67%	2	0.67%
SECRETARY of STATE, Vote For 1								
Stephen L. KNIPPER	0	0.00%	0	0.00%	166	56.66%	166	56.66%
Alison Lundergan GRIMES	0	0.00%	0	0.00%	127	43.34%	127	43.34%
Cast Votes:	0	0.00%	0	0.00%	293	98.32%	293	98.32%
Over Votes:	0	0.00%	0	0.00%	0	0.00%	0	0.00%
Under Votes:	0	0.00%	0	0.00%	5	1.68%	5	1.68%
ATTORNEY GENERAL, Vote For 1								
Whitney H. WESTERFIELD	0	0.00%	0	0.00%	145	48.99%	145	48.99%
Andy BESHEAR	0	0.00%	0	0.00%	151	51.01%	151	51.01%
Cast Votes:	0	0.00%	0	0.00%	296	99.33%	296	99.33%
Over Votes:	0	0.00%	0	0.00%	0	0.00%	0	0.00%
Under Votes:	0	0.00%	0	0.00%	2	0.67%	2	0.67%
AUDITOR of PUBLIC ACCOUNTS, Vote For 1								
Mike HARMON	0	0.00%	0	0.00%	169	57.68%	169	57.68%
Adam H. EDELEN	0	0.00%	0	0.00%	124	42.32%	124	42.32%
Cast Votes:	0	0.00%	0	0.00%	293	98.32%	293	98.32%
Over Votes:	0	0.00%	0	0.00%	0	0.00%	0	0.00%
Under Votes:	0	0.00%	0	0.00%	5	1.68%	5	1.68%

Precinct Report — Unofficial

GENERAL ELECTION HELD ON — OFFICIAL BALLOT FOR KENTON COUNTY — November 03, 2015

11/04/2015 02:04 PM

Total Number of Voters : 31,674 of 0 = 0.00%

Precincts Reporting 108 of 108 = 100.00%

Party	Candidate	Absentee		Early		Election		Total	
Precinct C110 (Ballots Cast: 298)									
STATE TREASURER, Vote For 1									
	Allison BALL	0	0.00%	0	0.00%	178	60.54%	178	60.54%
	Rick NELSON	0	0.00%	0	0.00%	116	39.46%	116	39.46%
	Cast Votes:	0	0.00%	0	0.00%	294	98.66%	294	98.66%
	Over Votes:	0	0.00%	0	0.00%	0	0.00%	0	0.00%
	Under Votes:	0	0.00%	0	0.00%	4	1.34%	4	1.34%
COMMISSIONER of AGRICULTURE, Vote For 1									
	Ryan F. QUARLES	0	0.00%	0	0.00%	168	57.73%	168	57.73%
	Jean-Marie LAWSON SPANN	0	0.00%	0	0.00%	123	42.27%	123	42.27%
	Cast Votes:	0	0.00%	0	0.00%	291	97.65%	291	97.65%
	Over Votes:	0	0.00%	0	0.00%	0	0.00%	0	0.00%
	Under Votes:	0	0.00%	0	0.00%	7	2.35%	7	2.35%

Party	Candidate	Absentee		Early		Election		Total	
Precinct C111 (Ballots Cast: 291)									
STRAIGHT PARTY, Vote For 1									
	Republican Party	0	0.00%	0	0.00%	78	67.83%	78	67.83%
	Democratic Party	0	0.00%	0	0.00%	37	32.17%	37	32.17%
	Cast Votes:	0	0.00%	0	0.00%	115	39.52%	115	39.52%
	Over Votes:	0	0.00%	0	0.00%	0	0.00%	0	0.00%
	Under Votes:	0	0.00%	0	0.00%	176	60.48%	176	60.48%
GOVERNOR and LIEUTENANT GOVERNOR, Vote For 1									
	Matt BEVIN Jenean HAMPTON	0	0.00%	0	0.00%	155	53.26%	155	53.26%
	Jack CONWAY Sannie OVERLY	0	0.00%	0	0.00%	120	41.24%	120	41.24%
	Drew CURTIS Heather CURTIS	0	0.00%	0	0.00%	16	5.50%	16	5.50%
	Gatewood B. GATEWOOD Elisabeth ANDERSON (W)	0	0.00%	0	0.00%	0	0.00%	0	0.00%
	GALBRAITH (W)	0	0.00%	0	0.00%	0	0.00%	0	0.00%
	Blackii Effing WHYTE Philip JACOBS (W)	0	0.00%	0	0.00%	0	0.00%	0	0.00%
	Cast Votes:	0	0.00%	0	0.00%	291	100.00%	291	100.00%
	Over Votes:	0	0.00%	0	0.00%	0	0.00%	0	0.00%
	Under Votes:	0	0.00%	0	0.00%	0	0.00%	0	0.00%
SECRETARY of STATE, Vote For 1									
	Stephen L. KNIPPER	0	0.00%	0	0.00%	167	58.19%	167	58.19%
	Alison Lundergan GRIMES	0	0.00%	0	0.00%	120	41.81%	120	41.81%
	Cast Votes:	0	0.00%	0	0.00%	287	98.63%	287	98.63%
	Over Votes:	0	0.00%	0	0.00%	0	0.00%	0	0.00%
	Under Votes:	0	0.00%	0	0.00%	4	1.37%	4	1.37%
ATTORNEY GENERAL, Vote For 1									
	Whitney H. WESTERFIELD	0	0.00%	0	0.00%	134	46.85%	134	46.85%
	Andy BESHEAR	0	0.00%	0	0.00%	152	53.15%	152	53.15%
	Cast Votes:	0	0.00%	0	0.00%	286	98.28%	286	98.28%
	Over Votes:	0	0.00%	0	0.00%	0	0.00%	0	0.00%
	Under Votes:	0	0.00%	0	0.00%	5	1.72%	5	1.72%
AUDITOR of PUBLIC ACCOUNTS, Vote For 1									
	Mike HARMON	0	0.00%	0	0.00%	166	59.50%	166	59.50%
	Adam H. EDELEN	0	0.00%	0	0.00%	113	40.50%	113	40.50%
	Cast Votes:	0	0.00%	0	0.00%	279	95.88%	279	95.88%
	Over Votes:	0	0.00%	0	0.00%	0	0.00%	0	0.00%
	Under Votes:	0	0.00%	0	0.00%	12	4.12%	12	4.12%

Total Number of Voters : 31,674 of 0 = 0.00%

Precincts Reporting 108 of 108 = 100.00%

Party	Candidate	Absentee		Early		Election		Total	
Precinct C111 (Ballots Cast: 291)									
STATE TREASURER, Vote For 1									
	Allison BALL	0	0.00%	0	0.00%	184	64.56%	184	64.56%
	Rick NELSON	0	0.00%	0	0.00%	101	35.44%	101	35.44%
	Cast Votes:	0	0.00%	0	0.00%	285	97.94%	285	97.94%
	Over Votes:	0	0.00%	0	0.00%	0	0.00%	0	0.00%
	Under Votes:	0	0.00%	0	0.00%	6	2.06%	6	2.06%
COMMISSIONER of AGRICULTURE, Vote For 1									
	Ryan F. QUARLES	0	0.00%	0	0.00%	174	63.04%	174	63.04%
	Jean-Marie LAWSON SPANN	0	0.00%	0	0.00%	102	36.96%	102	36.96%
	Cast Votes:	0	0.00%	0	0.00%	276	94.85%	276	94.85%
	Over Votes:	0	0.00%	0	0.00%	0	0.00%	0	0.00%
	Under Votes:	0	0.00%	0	0.00%	15	5.15%	15	5.15%

Party / Candidate	Absentee		Early		Election		Total	
Precinct C112 (Ballots Cast: 245)								
STRAIGHT PARTY, Vote For 1								
Republican Party	0	0.00%	0	0.00%	71	66.98%	71	66.98%
Democratic Party	0	0.00%	0	0.00%	35	33.02%	35	33.02%
Cast Votes:	0	0.00%	0	0.00%	106	43.27%	106	43.27%
Over Votes:	0	0.00%	0	0.00%	0	0.00%	0	0.00%
Under Votes:	0	0.00%	0	0.00%	139	56.73%	139	56.73%
GOVERNOR and LIEUTENANT GOVERNOR, Vote For 1								
Matt BEVIN Jenean HAMPTON	0	0.00%	0	0.00%	139	56.73%	139	56.73%
Jack CONWAY Sannie OVERLY	0	0.00%	0	0.00%	93	37.96%	93	37.96%
Drew CURTIS Heather CURTIS	0	0.00%	0	0.00%	13	5.31%	13	5.31%
Gatewood B. GATEWOOD Elisabeth ANDERSON (W)	0	0.00%	0	0.00%	0	0.00%	0	0.00%
GALBRAITH (W)	0	0.00%	0	0.00%	0	0.00%	0	0.00%
Blackii Effing WHYTE Philip JACOBS (W)	0	0.00%	0	0.00%	0	0.00%	0	0.00%
Cast Votes:	0	0.00%	0	0.00%	245	100.00%	245	100.00%
Over Votes:	0	0.00%	0	0.00%	0	0.00%	0	0.00%
Under Votes:	0	0.00%	0	0.00%	0	0.00%	0	0.00%
SECRETARY of STATE, Vote For 1								
Stephen L. KNIPPER	0	0.00%	0	0.00%	138	56.79%	138	56.79%
Alison Lundergan GRIMES	0	0.00%	0	0.00%	105	43.21%	105	43.21%
Cast Votes:	0	0.00%	0	0.00%	243	99.18%	243	99.18%
Over Votes:	0	0.00%	0	0.00%	0	0.00%	0	0.00%
Under Votes:	0	0.00%	0	0.00%	2	0.82%	2	0.82%
ATTORNEY GENERAL, Vote For 1								
Whitney H. WESTERFIELD	0	0.00%	0	0.00%	123	52.34%	123	52.34%
Andy BESHEAR	0	0.00%	0	0.00%	112	47.66%	112	47.66%
Cast Votes:	0	0.00%	0	0.00%	235	95.92%	235	95.92%
Over Votes:	0	0.00%	0	0.00%	0	0.00%	0	0.00%
Under Votes:	0	0.00%	0	0.00%	10	4.08%	10	4.08%
AUDITOR of PUBLIC ACCOUNTS, Vote For 1								
Mike HARMON	0	0.00%	0	0.00%	155	66.81%	155	66.81%
Adam H. EDELEN	0	0.00%	0	0.00%	77	33.19%	77	33.19%
Cast Votes:	0	0.00%	0	0.00%	232	94.69%	232	94.69%
Over Votes:	0	0.00%	0	0.00%	0	0.00%	0	0.00%
Under Votes:	0	0.00%	0	0.00%	13	5.31%	13	5.31%

Total Number of Voters : 31,674 of 0 = 0.00%

Precincts Reporting 108 of 108 = 100.00%

Party	Candidate	Absentee		Early		Election		Total	
Precinct C112 (Ballots Cast: 245)									
STATE TREASURER, Vote For 1									
	Allison BALL	0	0.00%	0	0.00%	160	67.51%	160	67.51%
	Rick NELSON	0	0.00%	0	0.00%	77	32.49%	77	32.49%
	Cast Votes:	0	0.00%	0	0.00%	237	96.73%	237	96.73%
	Over Votes:	0	0.00%	0	0.00%	0	0.00%	0	0.00%
	Under Votes:	0	0.00%	0	0.00%	8	3.27%	8	3.27%
COMMISSIONER of AGRICULTURE, Vote For 1									
	Ryan F. QUARLES	0	0.00%	0	0.00%	153	65.95%	153	65.95%
	Jean-Marie LAWSON SPANN	0	0.00%	0	0.00%	79	34.05%	79	34.05%
	Cast Votes:	0	0.00%	0	0.00%	232	94.69%	232	94.69%
	Over Votes:	0	0.00%	0	0.00%	0	0.00%	0	0.00%
	Under Votes:	0	0.00%	0	0.00%	13	5.31%	13	5.31%

Party	Candidate	Absentee		Early		Election		Total	
Precinct C113 (Ballots Cast: 235)									
STRAIGHT PARTY, Vote For 1									
	Republican Party	0	0.00%	0	0.00%	85	69.11%	85	69.11%
	Democratic Party	0	0.00%	0	0.00%	38	30.89%	38	30.89%
	Cast Votes:	0	0.00%	0	0.00%	123	52.34%	123	52.34%
	Over Votes:	0	0.00%	0	0.00%	0	0.00%	0	0.00%
	Under Votes:	0	0.00%	0	0.00%	112	47.66%	112	47.66%
GOVERNOR and LIEUTENANT GOVERNOR, Vote For 1									
	Matt BEVIN Jenean HAMPTON	0	0.00%	0	0.00%	131	56.47%	131	56.47%
	Jack CONWAY Sannie OVERLY	0	0.00%	0	0.00%	87	37.50%	87	37.50%
	Drew CURTIS Heather CURTIS	0	0.00%	0	0.00%	14	6.03%	14	6.03%
	Gatewood B. GATEWOOD Elisabeth ANDERSON (W)	0	0.00%	0	0.00%	0	0.00%	0	0.00%
	GALBRAITH (W)	0	0.00%	0	0.00%	0	0.00%	0	0.00%
	Blackii Effing WHYTE Philip JACOBS (W)	0	0.00%	0	0.00%	0	0.00%	0	0.00%
	Cast Votes:	0	0.00%	0	0.00%	232	98.72%	232	98.72%
	Over Votes:	0	0.00%	0	0.00%	0	0.00%	0	0.00%
	Under Votes:	0	0.00%	0	0.00%	3	1.28%	3	1.28%
SECRETARY of STATE, Vote For 1									
	Stephen L. KNIPPER	0	0.00%	0	0.00%	128	56.39%	128	56.39%
	Alison Lundergan GRIMES	0	0.00%	0	0.00%	99	43.61%	99	43.61%
	Cast Votes:	0	0.00%	0	0.00%	227	96.60%	227	96.60%
	Over Votes:	0	0.00%	0	0.00%	0	0.00%	0	0.00%
	Under Votes:	0	0.00%	0	0.00%	8	3.40%	8	3.40%
ATTORNEY GENERAL, Vote For 1									
	Whitney H. WESTERFIELD	0	0.00%	0	0.00%	119	53.36%	119	53.36%
	Andy BESHEAR	0	0.00%	0	0.00%	104	46.64%	104	46.64%
	Cast Votes:	0	0.00%	0	0.00%	223	94.89%	223	94.89%
	Over Votes:	0	0.00%	0	0.00%	0	0.00%	0	0.00%
	Under Votes:	0	0.00%	0	0.00%	12	5.11%	12	5.11%
AUDITOR of PUBLIC ACCOUNTS, Vote For 1									
	Mike HARMON	0	0.00%	0	0.00%	139	63.47%	139	63.47%
	Adam H. EDELEN	0	0.00%	0	0.00%	80	36.53%	80	36.53%
	Cast Votes:	0	0.00%	0	0.00%	219	93.19%	219	93.19%
	Over Votes:	0	0.00%	0	0.00%	0	0.00%	0	0.00%
	Under Votes:	0	0.00%	0	0.00%	16	6.81%	16	6.81%

Total Number of Voters : 31,674 of 0 = 0.00%

Precincts Reporting 108 of 108 = 100.00%

Party	Candidate	Absentee		Early		Election		Total	
Precinct C113 (Ballots Cast: 235)									
STATE TREASURER, Vote For 1									
	Allison BALL	0	0.00%	0	0.00%	138	63.01%	138	63.01%
	Rick NELSON	0	0.00%	0	0.00%	81	36.99%	81	36.99%
	Cast Votes:	0	0.00%	0	0.00%	219	93.19%	219	93.19%
	Over Votes:	0	0.00%	0	0.00%	0	0.00%	0	0.00%
	Under Votes:	0	0.00%	0	0.00%	16	6.81%	16	6.81%
COMMISSIONER of AGRICULTURE, Vote For 1									
	Ryan F. QUARLES	0	0.00%	0	0.00%	138	64.19%	138	64.19%
	Jean-Marie LAWSON SPANN	0	0.00%	0	0.00%	77	35.81%	77	35.81%
	Cast Votes:	0	0.00%	0	0.00%	215	91.49%	215	91.49%
	Over Votes:	0	0.00%	0	0.00%	0	0.00%	0	0.00%
	Under Votes:	0	0.00%	0	0.00%	20	8.51%	20	8.51%

Total Number of Voters : 31,674 of 0 = 0.00%

Precincts Reporting 108 of 108 = 100.00%

Party / Candidate	Absentee		Early		Election		Total	
Precinct C114 (Ballots Cast: 157)								
STRAIGHT PARTY, Vote For 1								
Republican Party	0	0.00%	0	0.00%	52	62.65%	52	62.65%
Democratic Party	0	0.00%	0	0.00%	31	37.35%	31	37.35%
Cast Votes:	0	0.00%	0	0.00%	83	52.87%	83	52.87%
Over Votes:	0	0.00%	0	0.00%	0	0.00%	0	0.00%
Under Votes:	0	0.00%	0	0.00%	74	47.13%	74	47.13%
GOVERNOR and LIEUTENANT GOVERNOR, Vote For 1								
Matt BEVIN Jenean HAMPTON	0	0.00%	0	0.00%	85	54.14%	85	54.14%
Jack CONWAY Sannie OVERLY	0	0.00%	0	0.00%	62	39.49%	62	39.49%
Drew CURTIS Heather CURTIS	0	0.00%	0	0.00%	10	6.37%	10	6.37%
Gatewood B. GATEWOOD Elisabeth ANDERSON (W)	0	0.00%	0	0.00%	0	0.00%	0	0.00%
GALBRAITH (W)	0	0.00%	0	0.00%	0	0.00%	0	0.00%
Blackii Effing WHYTE Philip JACOBS (W)	0	0.00%	0	0.00%	0	0.00%	0	0.00%
Cast Votes:	0	0.00%	0	0.00%	157	100.00%	157	100.00%
Over Votes:	0	0.00%	0	0.00%	0	0.00%	0	0.00%
Under Votes:	0	0.00%	0	0.00%	0	0.00%	0	0.00%
SECRETARY of STATE, Vote For 1								
Stephen L. KNIPPER	0	0.00%	0	0.00%	84	53.85%	84	53.85%
Alison Lundergan GRIMES	0	0.00%	0	0.00%	72	46.15%	72	46.15%
Cast Votes:	0	0.00%	0	0.00%	156	99.36%	156	99.36%
Over Votes:	0	0.00%	0	0.00%	0	0.00%	0	0.00%
Under Votes:	0	0.00%	0	0.00%	1	0.64%	1	0.64%
ATTORNEY GENERAL, Vote For 1								
Whitney H. WESTERFIELD	0	0.00%	0	0.00%	79	50.64%	79	50.64%
Andy BESHEAR	0	0.00%	0	0.00%	77	49.36%	77	49.36%
Cast Votes:	0	0.00%	0	0.00%	156	99.36%	156	99.36%
Over Votes:	0	0.00%	0	0.00%	0	0.00%	0	0.00%
Under Votes:	0	0.00%	0	0.00%	1	0.64%	1	0.64%
AUDITOR of PUBLIC ACCOUNTS, Vote For 1								
Mike HARMON	0	0.00%	0	0.00%	94	60.65%	94	60.65%
Adam H. EDELEN	0	0.00%	0	0.00%	61	39.35%	61	39.35%
Cast Votes:	0	0.00%	0	0.00%	155	98.73%	155	98.73%
Over Votes:	0	0.00%	0	0.00%	0	0.00%	0	0.00%
Under Votes:	0	0.00%	0	0.00%	2	1.27%	2	1.27%

Total Number of Voters : 31,674 of 0 = 0.00%

Precincts Reporting 108 of 108 = 100.00%

Party	Candidate	Absentee		Early		Election		Total	
Precinct C114 (Ballots Cast: 157)									
STATE TREASURER, Vote For 1									
	Allison BALL	0	0.00%	0	0.00%	93	60.39%	93	60.39%
	Rick NELSON	0	0.00%	0	0.00%	61	39.61%	61	39.61%
	Cast Votes:	0	0.00%	0	0.00%	154	98.09%	154	98.09%
	Over Votes:	0	0.00%	0	0.00%	0	0.00%	0	0.00%
	Under Votes:	0	0.00%	0	0.00%	3	1.91%	3	1.91%
COMMISSIONER of AGRICULTURE, Vote For 1									
	Ryan F. QUARLES	0	0.00%	0	0.00%	85	55.56%	85	55.56%
	Jean-Marie LAWSON SPANN	0	0.00%	0	0.00%	68	44.44%	68	44.44%
	Cast Votes:	0	0.00%	0	0.00%	153	97.45%	153	97.45%
	Over Votes:	0	0.00%	0	0.00%	0	0.00%	0	0.00%
	Under Votes:	0	0.00%	0	0.00%	4	2.55%	4	2.55%

Total Number of Voters : 31,674 of 0 = 0.00%

Precincts Reporting 108 of 108 = 100.00%

Party	Candidate	Absentee		Early		Election		Total	
Precinct C115 (Ballots Cast: 132)									
STRAIGHT PARTY, Vote For 1									
	Republican Party	0	0.00%	0	0.00%	44	51.16%	44	51.16%
	Democratic Party	0	0.00%	0	0.00%	42	48.84%	42	48.84%
	Cast Votes:	0	0.00%	0	0.00%	86	65.15%	86	65.15%
	Over Votes:	0	0.00%	0	0.00%	0	0.00%	0	0.00%
	Under Votes:	0	0.00%	0	0.00%	46	34.85%	46	34.85%
GOVERNOR and LIEUTENANT GOVERNOR, Vote For 1									
	Matt BEVIN Jenean HAMPTON	0	0.00%	0	0.00%	56	42.75%	56	42.75%
	Jack CONWAY Sannie OVERLY	0	0.00%	0	0.00%	69	52.67%	69	52.67%
	Drew CURTIS Heather CURTIS	0	0.00%	0	0.00%	6	4.58%	6	4.58%
	Gatewood B. GATEWOOD Elisabeth ANDERSON (W)	0	0.00%	0	0.00%	0	0.00%	0	0.00%
	GALBRAITH (W)	0	0.00%	0	0.00%	0	0.00%	0	0.00%
	Blackii Effing WHYTE Philip JACOBS (W)	0	0.00%	0	0.00%	0	0.00%	0	0.00%
	Cast Votes:	0	0.00%	0	0.00%	131	99.24%	131	99.24%
	Over Votes:	0	0.00%	0	0.00%	0	0.00%	0	0.00%
	Under Votes:	0	0.00%	0	0.00%	1	0.76%	1	0.76%
SECRETARY of STATE, Vote For 1									
	Stephen L. KNIPPER	0	0.00%	0	0.00%	66	50.38%	66	50.38%
	Alison Lundergan GRIMES	0	0.00%	0	0.00%	65	49.62%	65	49.62%
	Cast Votes:	0	0.00%	0	0.00%	131	99.24%	131	99.24%
	Over Votes:	0	0.00%	0	0.00%	0	0.00%	0	0.00%
	Under Votes:	0	0.00%	0	0.00%	1	0.76%	1	0.76%
ATTORNEY GENERAL, Vote For 1									
	Whitney H. WESTERFIELD	0	0.00%	0	0.00%	58	44.27%	58	44.27%
	Andy BESHEAR	0	0.00%	0	0.00%	73	55.73%	73	55.73%
	Cast Votes:	0	0.00%	0	0.00%	131	99.24%	131	99.24%
	Over Votes:	0	0.00%	0	0.00%	0	0.00%	0	0.00%
	Under Votes:	0	0.00%	0	0.00%	1	0.76%	1	0.76%
AUDITOR of PUBLIC ACCOUNTS, Vote For 1									
	Mike HARMON	0	0.00%	0	0.00%	68	51.91%	68	51.91%
	Adam H. EDELEN	0	0.00%	0	0.00%	63	48.09%	63	48.09%
	Cast Votes:	0	0.00%	0	0.00%	131	99.24%	131	99.24%
	Over Votes:	0	0.00%	0	0.00%	0	0.00%	0	0.00%
	Under Votes:	0	0.00%	0	0.00%	1	0.76%	1	0.76%

Total Number of Voters : 31,674 of 0 = 0.00%

Precincts Reporting 108 of 108 = 100.00%

Party	Candidate	Absentee		Early		Election		Total	
Precinct C115 (Ballots Cast: 132)									
STATE TREASURER, Vote For 1									
	Allison BALL	0	0.00%	0	0.00%	72	55.81%	72	55.81%
	Rick NELSON	0	0.00%	0	0.00%	57	44.19%	57	44.19%
	Cast Votes:	0	0.00%	0	0.00%	129	97.73%	129	97.73%
	Over Votes:	0	0.00%	0	0.00%	0	0.00%	0	0.00%
	Under Votes:	0	0.00%	0	0.00%	3	2.27%	3	2.27%
COMMISSIONER of AGRICULTURE, Vote For 1									
	Ryan F. QUARLES	0	0.00%	0	0.00%	73	56.15%	73	56.15%
	Jean-Marie LAWSON SPANN	0	0.00%	0	0.00%	57	43.85%	57	43.85%
	Cast Votes:	0	0.00%	0	0.00%	130	98.48%	130	98.48%
	Over Votes:	0	0.00%	0	0.00%	0	0.00%	0	0.00%
	Under Votes:	0	0.00%	0	0.00%	2	1.52%	2	1.52%

Total Number of Voters : 31,674 of 0 = 0.00%

Precincts Reporting 108 of 108 = 100.00%

Party	Candidate	Absentee		Early		Election		Total	
Precinct C141 (Ballots Cast: 211)									
STRAIGHT PARTY, Vote For 1									
Republican Party		0	0.00%	0	0.00%	74	69.16%	74	69.16%
Democratic Party		0	0.00%	0	0.00%	33	30.84%	33	30.84%
	Cast Votes:	0	0.00%	0	0.00%	107	50.71%	107	50.71%
	Over Votes:	0	0.00%	0	0.00%	0	0.00%	0	0.00%
	Under Votes:	0	0.00%	0	0.00%	104	49.29%	104	49.29%
GOVERNOR and LIEUTENANT GOVERNOR, Vote For 1									
Matt BEVIN Jenean HAMPTON		0	0.00%	0	0.00%	132	62.56%	132	62.56%
Jack CONWAY Sannie OVERLY		0	0.00%	0	0.00%	75	35.55%	75	35.55%
Drew CURTIS Heather CURTIS		0	0.00%	0	0.00%	4	1.90%	4	1.90%
Gatewood B. GATEWOOD Elisabeth ANDERSON (W)		0	0.00%	0	0.00%	0	0.00%	0	0.00%
GALBRAITH (W)		0	0.00%	0	0.00%	0	0.00%	0	0.00%
Blackii Effing WHYTE Philip JACOBS (W)		0	0.00%	0	0.00%	0	0.00%	0	0.00%
	Cast Votes:	0	0.00%	0	0.00%	211	100.00%	211	100.00%
	Over Votes:	0	0.00%	0	0.00%	0	0.00%	0	0.00%
	Under Votes:	0	0.00%	0	0.00%	0	0.00%	0	0.00%
SECRETARY of STATE, Vote For 1									
Stephen L. KNIPPER		0	0.00%	0	0.00%	128	61.24%	128	61.24%
Alison Lundergan GRIMES		0	0.00%	0	0.00%	81	38.76%	81	38.76%
	Cast Votes:	0	0.00%	0	0.00%	209	99.05%	209	99.05%
	Over Votes:	0	0.00%	0	0.00%	0	0.00%	0	0.00%
	Under Votes:	0	0.00%	0	0.00%	2	0.95%	2	0.95%
ATTORNEY GENERAL, Vote For 1									
Whitney H. WESTERFIELD		0	0.00%	0	0.00%	116	55.77%	116	55.77%
Andy BESHEAR		0	0.00%	0	0.00%	92	44.23%	92	44.23%
	Cast Votes:	0	0.00%	0	0.00%	208	98.58%	208	98.58%
	Over Votes:	0	0.00%	0	0.00%	0	0.00%	0	0.00%
	Under Votes:	0	0.00%	0	0.00%	3	1.42%	3	1.42%
AUDITOR of PUBLIC ACCOUNTS, Vote For 1									
Mike HARMON		0	0.00%	0	0.00%	135	65.85%	135	65.85%
Adam H. EDELEN		0	0.00%	0	0.00%	70	34.15%	70	34.15%
	Cast Votes:	0	0.00%	0	0.00%	205	97.16%	205	97.16%
	Over Votes:	0	0.00%	0	0.00%	0	0.00%	0	0.00%
	Under Votes:	0	0.00%	0	0.00%	6	2.84%	6	2.84%

Total Number of Voters : 31,674 of 0 = 0.00%

Precincts Reporting 108 of 108 = 100.00%

Party	Candidate	Absentee		Early		Election		Total	
Precinct C141 (Ballots Cast: 211)									
STATE TREASURER, Vote For 1									
	Allison BALL	0	0.00%	0	0.00%	141	68.78%	141	68.78%
	Rick NELSON	0	0.00%	0	0.00%	64	31.22%	64	31.22%
	Cast Votes:	0	0.00%	0	0.00%	205	97.16%	205	97.16%
	Over Votes:	0	0.00%	0	0.00%	0	0.00%	0	0.00%
	Under Votes:	0	0.00%	0	0.00%	6	2.84%	6	2.84%
COMMISSIONER of AGRICULTURE, Vote For 1									
	Ryan F. QUARLES	0	0.00%	0	0.00%	134	65.05%	134	65.05%
	Jean-Marie LAWSON SPANN	0	0.00%	0	0.00%	72	34.95%	72	34.95%
	Cast Votes:	0	0.00%	0	0.00%	206	97.63%	206	97.63%
	Over Votes:	0	0.00%	0	0.00%	0	0.00%	0	0.00%
	Under Votes:	0	0.00%	0	0.00%	5	2.37%	5	2.37%

Total Number of Voters : 31,674 of 0 = 0.00%

Precincts Reporting 108 of 108 = 100.00%

Party	Candidate	Absentee		Early		Election		Total	
Precinct B125 (Ballots Cast: 322)									
STRAIGHT PARTY, Vote For 1									
	Republican Party	0	0.00%	0	0.00%	109	68.55%	109	68.55%
	Democratic Party	0	0.00%	0	0.00%	50	31.45%	50	31.45%
	Cast Votes:	0	0.00%	0	0.00%	159	49.38%	159	49.38%
	Over Votes:	0	0.00%	0	0.00%	0	0.00%	0	0.00%
	Under Votes:	0	0.00%	0	0.00%	163	50.62%	163	50.62%
GOVERNOR and LIEUTENANT GOVERNOR, Vote For 1									
	Matt BEVIN Jenean HAMPTON	0	0.00%	0	0.00%	191	59.32%	191	59.32%
	Jack CONWAY Sannie OVERLY	0	0.00%	0	0.00%	117	36.34%	117	36.34%
	Drew CURTIS Heather CURTIS	0	0.00%	0	0.00%	14	4.35%	14	4.35%
	Gatewood B. GATEWOOD Elisabeth ANDERSON (W)	0	0.00%	0	0.00%	0	0.00%	0	0.00%
	GALBRAITH (W)	0	0.00%	0	0.00%	0	0.00%	0	0.00%
	Blackii Effing WHYTE Philip JACOBS (W)	0	0.00%	0	0.00%	0	0.00%	0	0.00%
	Cast Votes:	0	0.00%	0	0.00%	322	100.00%	322	100.00%
	Over Votes:	0	0.00%	0	0.00%	0	0.00%	0	0.00%
	Under Votes:	0	0.00%	0	0.00%	0	0.00%	0	0.00%
SECRETARY of STATE, Vote For 1									
	Stephen L. KNIPPER	0	0.00%	0	0.00%	197	61.56%	197	61.56%
	Alison Lundergan GRIMES	0	0.00%	0	0.00%	123	38.44%	123	38.44%
	Cast Votes:	0	0.00%	0	0.00%	320	99.38%	320	99.38%
	Over Votes:	0	0.00%	0	0.00%	0	0.00%	0	0.00%
	Under Votes:	0	0.00%	0	0.00%	2	0.62%	2	0.62%
ATTORNEY GENERAL, Vote For 1									
	Whitney H. WESTERFIELD	0	0.00%	0	0.00%	183	58.47%	183	58.47%
	Andy BESHEAR	0	0.00%	0	0.00%	130	41.53%	130	41.53%
	Cast Votes:	0	0.00%	0	0.00%	313	97.20%	313	97.20%
	Over Votes:	0	0.00%	0	0.00%	0	0.00%	0	0.00%
	Under Votes:	0	0.00%	0	0.00%	9	2.80%	9	2.80%
AUDITOR of PUBLIC ACCOUNTS, Vote For 1									
	Mike HARMON	0	0.00%	0	0.00%	210	69.54%	210	69.54%
	Adam H. EDELEN	0	0.00%	0	0.00%	92	30.46%	92	30.46%
	Cast Votes:	0	0.00%	0	0.00%	302	93.79%	302	93.79%
	Over Votes:	0	0.00%	0	0.00%	0	0.00%	0	0.00%
	Under Votes:	0	0.00%	0	0.00%	20	6.21%	20	6.21%

Total Number of Voters : 31,674 of 0 = 0.00%

Precincts Reporting 108 of 108 = 100.00%

Party	Candidate	Absentee		Early		Election		Total	
Precinct B125 (Ballots Cast: 322)									
STATE TREASURER, Vote For 1									
	Allison BALL	0	0.00%	0	0.00%	218	70.10%	218	70.10%
	Rick NELSON	0	0.00%	0	0.00%	93	29.90%	93	29.90%
	Cast Votes:	0	0.00%	0	0.00%	311	96.58%	311	96.58%
	Over Votes:	0	0.00%	0	0.00%	0	0.00%	0	0.00%
	Under Votes:	0	0.00%	0	0.00%	11	3.42%	11	3.42%
COMMISSIONER of AGRICULTURE, Vote For 1									
	Ryan F. QUARLES	0	0.00%	0	0.00%	208	68.87%	208	68.87%
	Jean-Marie LAWSON SPANN	0	0.00%	0	0.00%	94	31.13%	94	31.13%
	Cast Votes:	0	0.00%	0	0.00%	302	93.79%	302	93.79%
	Over Votes:	0	0.00%	0	0.00%	0	0.00%	0	0.00%
	Under Votes:	0	0.00%	0	0.00%	20	6.21%	20	6.21%

Party	Candidate	Absentee		Early		Election		Total	
Precinct B135 (Ballots Cast: 284)									
STRAIGHT PARTY, Vote For 1									
	Republican Party	0	0.00%	0	0.00%	92	72.44%	92	72.44%
	Democratic Party	0	0.00%	0	0.00%	35	27.56%	35	27.56%
	Cast Votes:	0	0.00%	0	0.00%	127	44.72%	127	44.72%
	Over Votes:	0	0.00%	0	0.00%	0	0.00%	0	0.00%
	Under Votes:	0	0.00%	0	0.00%	157	55.28%	157	55.28%
GOVERNOR and LIEUTENANT GOVERNOR, Vote For 1									
	Matt BEVIN Jenean HAMPTON	0	0.00%	0	0.00%	172	60.99%	172	60.99%
	Jack CONWAY Sannie OVERLY	0	0.00%	0	0.00%	99	35.11%	99	35.11%
	Drew CURTIS Heather CURTIS	0	0.00%	0	0.00%	11	3.90%	11	3.90%
	Gatewood B. GATEWOOD Elisabeth ANDERSON (W)	0	0.00%	0	0.00%	0	0.00%	0	0.00%
	GALBRAITH (W)	0	0.00%	0	0.00%	0	0.00%	0	0.00%
	Blackii Effing WHYTE Philip JACOBS (W)	0	0.00%	0	0.00%	0	0.00%	0	0.00%
	Cast Votes:	0	0.00%	0	0.00%	282	99.30%	282	99.30%
	Over Votes:	0	0.00%	0	0.00%	0	0.00%	0	0.00%
	Under Votes:	0	0.00%	0	0.00%	2	0.70%	2	0.70%
SECRETARY of STATE, Vote For 1									
	Stephen L. KNIPPER	0	0.00%	0	0.00%	182	64.77%	182	64.77%
	Alison Lundergan GRIMES	0	0.00%	0	0.00%	99	35.23%	99	35.23%
	Cast Votes:	0	0.00%	0	0.00%	281	98.94%	281	98.94%
	Over Votes:	0	0.00%	0	0.00%	0	0.00%	0	0.00%
	Under Votes:	0	0.00%	0	0.00%	3	1.06%	3	1.06%
ATTORNEY GENERAL, Vote For 1									
	Whitney H. WESTERFIELD	0	0.00%	0	0.00%	163	59.06%	163	59.06%
	Andy BESHEAR	0	0.00%	0	0.00%	113	40.94%	113	40.94%
	Cast Votes:	0	0.00%	0	0.00%	276	97.18%	276	97.18%
	Over Votes:	0	0.00%	0	0.00%	0	0.00%	0	0.00%
	Under Votes:	0	0.00%	0	0.00%	8	2.82%	8	2.82%
AUDITOR of PUBLIC ACCOUNTS, Vote For 1									
	Mike HARMON	0	0.00%	0	0.00%	184	67.65%	184	67.65%
	Adam H. EDELEN	0	0.00%	0	0.00%	88	32.35%	88	32.35%
	Cast Votes:	0	0.00%	0	0.00%	272	95.77%	272	95.77%
	Over Votes:	0	0.00%	0	0.00%	0	0.00%	0	0.00%
	Under Votes:	0	0.00%	0	0.00%	12	4.23%	12	4.23%

Total Number of Voters : 31,674 of 0 = 0.00%

Precincts Reporting 108 of 108 = 100.00%

Party	Candidate	Absentee		Early		Election		Total	
Precinct B135 (Ballots Cast: 284)									
STATE TREASURER, Vote For 1									
	Allison BALL	0	0.00%	0	0.00%	196	71.27%	196	71.27%
	Rick NELSON	0	0.00%	0	0.00%	79	28.73%	79	28.73%
	Cast Votes:	0	0.00%	0	0.00%	275	96.83%	275	96.83%
	Over Votes:	0	0.00%	0	0.00%	0	0.00%	0	0.00%
	Under Votes:	0	0.00%	0	0.00%	9	3.17%	9	3.17%
COMMISSIONER of AGRICULTURE, Vote For 1									
	Ryan F. QUARLES	0	0.00%	0	0.00%	193	70.70%	193	70.70%
	Jean-Marie LAWSON SPANN	0	0.00%	0	0.00%	80	29.30%	80	29.30%
	Cast Votes:	0	0.00%	0	0.00%	273	96.13%	273	96.13%
	Over Votes:	0	0.00%	0	0.00%	0	0.00%	0	0.00%
	Under Votes:	0	0.00%	0	0.00%	11	3.87%	11	3.87%

Party	Candidate	Absentee		Early		Election		Total	
Precinct B138 (Ballots Cast: 523)									
STRAIGHT PARTY, Vote For 1									
	Republican Party	0	0.00%	0	0.00%	195	71.43%	195	71.43%
	Democratic Party	0	0.00%	0	0.00%	78	28.57%	78	28.57%
	Cast Votes:	0	0.00%	0	0.00%	273	52.20%	273	52.20%
	Over Votes:	0	0.00%	0	0.00%	0	0.00%	0	0.00%
	Under Votes:	0	0.00%	0	0.00%	250	47.80%	250	47.80%
GOVERNOR and LIEUTENANT GOVERNOR, Vote For 1									
	Matt BEVIN Jenean HAMPTON	0	0.00%	0	0.00%	316	61.60%	316	61.60%
	Jack CONWAY Sannie OVERLY	0	0.00%	0	0.00%	189	36.84%	189	36.84%
	Drew CURTIS Heather CURTIS	0	0.00%	0	0.00%	8	1.56%	8	1.56%
	Gatewood B. GATEWOOD Elisabeth ANDERSON (W)	0	0.00%	0	0.00%	0	0.00%	0	0.00%
	GALBRAITH (W)	0	0.00%	0	0.00%	0	0.00%	0	0.00%
	Blackii Effing WHYTE Philip JACOBS (W)	0	0.00%	0	0.00%	0	0.00%	0	0.00%
	Cast Votes:	0	0.00%	0	0.00%	513	98.09%	513	98.09%
	Over Votes:	0	0.00%	0	0.00%	0	0.00%	0	0.00%
	Under Votes:	0	0.00%	0	0.00%	10	1.91%	10	1.91%
SECRETARY of STATE, Vote For 1									
	Stephen L. KNIPPER	0	0.00%	0	0.00%	328	63.57%	328	63.57%
	Alison Lundergan GRIMES	0	0.00%	0	0.00%	188	36.43%	188	36.43%
	Cast Votes:	0	0.00%	0	0.00%	516	98.66%	516	98.66%
	Over Votes:	0	0.00%	0	0.00%	0	0.00%	0	0.00%
	Under Votes:	0	0.00%	0	0.00%	7	1.34%	7	1.34%
ATTORNEY GENERAL, Vote For 1									
	Whitney H. WESTERFIELD	0	0.00%	0	0.00%	285	56.55%	285	56.55%
	Andy BESHEAR	0	0.00%	0	0.00%	219	43.45%	219	43.45%
	Cast Votes:	0	0.00%	0	0.00%	504	96.37%	504	96.37%
	Over Votes:	0	0.00%	0	0.00%	0	0.00%	0	0.00%
	Under Votes:	0	0.00%	0	0.00%	19	3.63%	19	3.63%
AUDITOR of PUBLIC ACCOUNTS, Vote For 1									
	Mike HARMON	0	0.00%	0	0.00%	339	68.62%	339	68.62%
	Adam H. EDELEN	0	0.00%	0	0.00%	155	31.38%	155	31.38%
	Cast Votes:	0	0.00%	0	0.00%	494	94.46%	494	94.46%
	Over Votes:	0	0.00%	0	0.00%	0	0.00%	0	0.00%
	Under Votes:	0	0.00%	0	0.00%	29	5.54%	29	5.54%

Total Number of Voters : 31,674 of 0 = 0.00%

Precincts Reporting 108 of 108 = 100.00%

Party	Candidate	Absentee		Early		Election		Total	
Precinct B138 (Ballots Cast: 523)									
STATE TREASURER, Vote For 1									
	Allison BALL	0	0.00%	0	0.00%	356	71.20%	356	71.20%
	Rick NELSON	0	0.00%	0	0.00%	144	28.80%	144	28.80%
	Cast Votes:	0	0.00%	0	0.00%	500	95.60%	500	95.60%
	Over Votes:	0	0.00%	0	0.00%	0	0.00%	0	0.00%
	Under Votes:	0	0.00%	0	0.00%	23	4.40%	23	4.40%
COMMISSIONER of AGRICULTURE, Vote For 1									
	Ryan F. QUARLES	0	0.00%	0	0.00%	333	67.27%	333	67.27%
	Jean-Marie LAWSON SPANN	0	0.00%	0	0.00%	162	32.73%	162	32.73%
	Cast Votes:	0	0.00%	0	0.00%	495	94.65%	495	94.65%
	Over Votes:	0	0.00%	0	0.00%	0	0.00%	0	0.00%
	Under Votes:	0	0.00%	0	0.00%	28	5.35%	28	5.35%

Total Number of Voters : 31,674 of 0 = 0.00%

Precincts Reporting 108 of 108 = 100.00%

Party	Candidate	Absentee		Early		Election		Total	
Precinct C140 (Ballots Cast: 349)									
STRAIGHT PARTY, Vote For 1									
	Republican Party	0	0.00%	0	0.00%	112	72.73%	112	72.73%
	Democratic Party	0	0.00%	0	0.00%	42	27.27%	42	27.27%
	Cast Votes:	0	0.00%	0	0.00%	154	44.13%	154	44.13%
	Over Votes:	0	0.00%	0	0.00%	0	0.00%	0	0.00%
	Under Votes:	0	0.00%	0	0.00%	195	55.87%	195	55.87%
GOVERNOR and LIEUTENANT GOVERNOR, Vote For 1									
	Matt BEVIN Jenean HAMPTON	0	0.00%	0	0.00%	206	59.03%	206	59.03%
	Jack CONWAY Sannie OVERLY	0	0.00%	0	0.00%	134	38.40%	134	38.40%
	Drew CURTIS Heather CURTIS	0	0.00%	0	0.00%	9	2.58%	9	2.58%
	Gatewood B. GATEWOOD Elisabeth ANDERSON (W)	0	0.00%	0	0.00%	0	0.00%	0	0.00%
	GALBRAITH (W)	0	0.00%	0	0.00%	0	0.00%	0	0.00%
	Blackii Effing WHYTE Philip JACOBS (W)	0	0.00%	0	0.00%	0	0.00%	0	0.00%
	Cast Votes:	0	0.00%	0	0.00%	349	100.00%	349	100.00%
	Over Votes:	0	0.00%	0	0.00%	0	0.00%	0	0.00%
	Under Votes:	0	0.00%	0	0.00%	0	0.00%	0	0.00%
SECRETARY of STATE, Vote For 1									
	Stephen L. KNIPPER	0	0.00%	0	0.00%	218	63.01%	218	63.01%
	Alison Lundergan GRIMES	0	0.00%	0	0.00%	128	36.99%	128	36.99%
	Cast Votes:	0	0.00%	0	0.00%	346	99.14%	346	99.14%
	Over Votes:	0	0.00%	0	0.00%	0	0.00%	0	0.00%
	Under Votes:	0	0.00%	0	0.00%	3	0.86%	3	0.86%
ATTORNEY GENERAL, Vote For 1									
	Whitney H. WESTERFIELD	0	0.00%	0	0.00%	209	61.11%	209	61.11%
	Andy BESHEAR	0	0.00%	0	0.00%	133	38.89%	133	38.89%
	Cast Votes:	0	0.00%	0	0.00%	342	97.99%	342	97.99%
	Over Votes:	0	0.00%	0	0.00%	0	0.00%	0	0.00%
	Under Votes:	0	0.00%	0	0.00%	7	2.01%	7	2.01%
AUDITOR of PUBLIC ACCOUNTS, Vote For 1									
	Mike HARMON	0	0.00%	0	0.00%	219	66.16%	219	66.16%
	Adam H. EDELEN	0	0.00%	0	0.00%	112	33.84%	112	33.84%
	Cast Votes:	0	0.00%	0	0.00%	331	94.84%	331	94.84%
	Over Votes:	0	0.00%	0	0.00%	0	0.00%	0	0.00%
	Under Votes:	0	0.00%	0	0.00%	18	5.16%	18	5.16%

Total Number of Voters : 31,674 of 0 = 0.00%

Precincts Reporting 108 of 108 = 100.00%

Party	Candidate	Absentee		Early		Election		Total	
Precinct C140 (Ballots Cast: 349)									
STATE TREASURER, Vote For 1									
	Allison BALL	0	0.00%	0	0.00%	236	71.30%	236	71.30%
	Rick NELSON	0	0.00%	0	0.00%	95	28.70%	95	28.70%
	Cast Votes:	0	0.00%	0	0.00%	331	94.84%	331	94.84%
	Over Votes:	0	0.00%	0	0.00%	0	0.00%	0	0.00%
	Under Votes:	0	0.00%	0	0.00%	18	5.16%	18	5.16%
COMMISSIONER of AGRICULTURE, Vote For 1									
	Ryan F. QUARLES	0	0.00%	0	0.00%	223	68.40%	223	68.40%
	Jean-Marie LAWSON SPANN	0	0.00%	0	0.00%	103	31.60%	103	31.60%
	Cast Votes:	0	0.00%	0	0.00%	326	93.41%	326	93.41%
	Over Votes:	0	0.00%	0	0.00%	0	0.00%	0	0.00%
	Under Votes:	0	0.00%	0	0.00%	23	6.59%	23	6.59%

Total Number of Voters : 31,674 of 0 = 0.00%

Precincts Reporting 108 of 108 = 100.00%

Party	Candidate	Absentee		Early		Election		Total	
Precinct C116 (Ballots Cast: 358)									
STRAIGHT PARTY, Vote For 1									
	Republican Party	0	0.00%	0	0.00%	122	64.89%	122	64.89%
	Democratic Party	0	0.00%	0	0.00%	66	35.11%	66	35.11%
	Cast Votes:	0	0.00%	0	0.00%	188	52.51%	188	52.51%
	Over Votes:	0	0.00%	0	0.00%	0	0.00%	0	0.00%
	Under Votes:	0	0.00%	0	0.00%	170	47.49%	170	47.49%
GOVERNOR and LIEUTENANT GOVERNOR, Vote For 1									
	Matt BEVIN Jenean HAMPTON	0	0.00%	0	0.00%	200	56.18%	200	56.18%
	Jack CONWAY Sannie OVERLY	0	0.00%	0	0.00%	146	41.01%	146	41.01%
	Drew CURTIS Heather CURTIS	0	0.00%	0	0.00%	10	2.81%	10	2.81%
	Gatewood B. GATEWOOD Elisabeth ANDERSON (W)	0	0.00%	0	0.00%	0	0.00%	0	0.00%
	GALBRAITH (W)	0	0.00%	0	0.00%	0	0.00%	0	0.00%
	Blackii Effing WHYTE Philip JACOBS (W)	0	0.00%	0	0.00%	0	0.00%	0	0.00%
	Cast Votes:	0	0.00%	0	0.00%	356	99.44%	356	99.44%
	Over Votes:	0	0.00%	0	0.00%	0	0.00%	0	0.00%
	Under Votes:	0	0.00%	0	0.00%	2	0.56%	2	0.56%
SECRETARY of STATE, Vote For 1									
	Stephen L. KNIPPER	0	0.00%	0	0.00%	196	55.21%	196	55.21%
	Alison Lundergan GRIMES	0	0.00%	0	0.00%	159	44.79%	159	44.79%
	Cast Votes:	0	0.00%	0	0.00%	355	99.16%	355	99.16%
	Over Votes:	0	0.00%	0	0.00%	0	0.00%	0	0.00%
	Under Votes:	0	0.00%	0	0.00%	3	0.84%	3	0.84%
ATTORNEY GENERAL, Vote For 1									
	Whitney H. WESTERFIELD	0	0.00%	0	0.00%	188	53.87%	188	53.87%
	Andy BESHEAR	0	0.00%	0	0.00%	161	46.13%	161	46.13%
	Cast Votes:	0	0.00%	0	0.00%	349	97.49%	349	97.49%
	Over Votes:	0	0.00%	0	0.00%	0	0.00%	0	0.00%
	Under Votes:	0	0.00%	0	0.00%	9	2.51%	9	2.51%
AUDITOR of PUBLIC ACCOUNTS, Vote For 1									
	Mike HARMON	0	0.00%	0	0.00%	212	62.72%	212	62.72%
	Adam H. EDELEN	0	0.00%	0	0.00%	126	37.28%	126	37.28%
	Cast Votes:	0	0.00%	0	0.00%	338	94.41%	338	94.41%
	Over Votes:	0	0.00%	0	0.00%	0	0.00%	0	0.00%
	Under Votes:	0	0.00%	0	0.00%	20	5.59%	20	5.59%

Total Number of Voters : 31,674 of 0 = 0.00%

Precincts Reporting 108 of 108 = 100.00%

Party	Candidate	Absentee		Early		Election		Total	
Precinct C116 (Ballots Cast: 358)									
STATE TREASURER, Vote For 1									
	Allison BALL	0	0.00%	0	0.00%	225	65.60%	225	65.60%
	Rick NELSON	0	0.00%	0	0.00%	118	34.40%	118	34.40%
	Cast Votes:	0	0.00%	0	0.00%	343	95.81%	343	95.81%
	Over Votes:	0	0.00%	0	0.00%	0	0.00%	0	0.00%
	Under Votes:	0	0.00%	0	0.00%	15	4.19%	15	4.19%
COMMISSIONER of AGRICULTURE, Vote For 1									
	Ryan F. QUARLES	0	0.00%	0	0.00%	221	65.19%	221	65.19%
	Jean-Marie LAWSON SPANN	0	0.00%	0	0.00%	118	34.81%	118	34.81%
	Cast Votes:	0	0.00%	0	0.00%	339	94.69%	339	94.69%
	Over Votes:	0	0.00%	0	0.00%	0	0.00%	0	0.00%
	Under Votes:	0	0.00%	0	0.00%	19	5.31%	19	5.31%

Total Number of Voters : 31,674 of 0 = 0.00%

Precincts Reporting 108 of 108 = 100.00%

Party	Candidate	Absentee		Early		Election		Total	
Precinct C117 (Ballots Cast: 419)									
STRAIGHT PARTY, Vote For 1									
	Republican Party	0	0.00%	0	0.00%	126	73.26%	126	73.26%
	Democratic Party	0	0.00%	0	0.00%	46	26.74%	46	26.74%
	Cast Votes:	0	0.00%	0	0.00%	172	41.05%	172	41.05%
	Over Votes:	0	0.00%	0	0.00%	0	0.00%	0	0.00%
	Under Votes:	0	0.00%	0	0.00%	247	58.95%	247	58.95%
GOVERNOR and LIEUTENANT GOVERNOR, Vote For 1									
	Matt BEVIN Jenean HAMPTON	0	0.00%	0	0.00%	250	60.24%	250	60.24%
	Jack CONWAY Sannie OVERLY	0	0.00%	0	0.00%	148	35.66%	148	35.66%
	Drew CURTIS Heather CURTIS	0	0.00%	0	0.00%	17	4.10%	17	4.10%
	Gatewood B. GATEWOOD Elisabeth ANDERSON (W)	0	0.00%	0	0.00%	0	0.00%	0	0.00%
	GALBRAITH (W)	0	0.00%	0	0.00%	0	0.00%	0	0.00%
	Blackii Effing WHYTE Philip JACOBS (W)	0	0.00%	0	0.00%	0	0.00%	0	0.00%
	Cast Votes:	0	0.00%	0	0.00%	415	99.05%	415	99.05%
	Over Votes:	0	0.00%	0	0.00%	0	0.00%	0	0.00%
	Under Votes:	0	0.00%	0	0.00%	4	0.95%	4	0.95%
SECRETARY of STATE, Vote For 1									
	Stephen L. KNIPPER	0	0.00%	0	0.00%	255	61.59%	255	61.59%
	Alison Lundergan GRIMES	0	0.00%	0	0.00%	159	38.41%	159	38.41%
	Cast Votes:	0	0.00%	0	0.00%	414	98.81%	414	98.81%
	Over Votes:	0	0.00%	0	0.00%	0	0.00%	0	0.00%
	Under Votes:	0	0.00%	0	0.00%	5	1.19%	5	1.19%
ATTORNEY GENERAL, Vote For 1									
	Whitney H. WESTERFIELD	0	0.00%	0	0.00%	238	58.19%	238	58.19%
	Andy BESHEAR	0	0.00%	0	0.00%	171	41.81%	171	41.81%
	Cast Votes:	0	0.00%	0	0.00%	409	97.61%	409	97.61%
	Over Votes:	0	0.00%	0	0.00%	0	0.00%	0	0.00%
	Under Votes:	0	0.00%	0	0.00%	10	2.39%	10	2.39%
AUDITOR of PUBLIC ACCOUNTS, Vote For 1									
	Mike HARMON	0	0.00%	0	0.00%	263	66.92%	263	66.92%
	Adam H. EDELEN	0	0.00%	0	0.00%	130	33.08%	130	33.08%
	Cast Votes:	0	0.00%	0	0.00%	393	93.79%	393	93.79%
	Over Votes:	0	0.00%	0	0.00%	0	0.00%	0	0.00%
	Under Votes:	0	0.00%	0	0.00%	26	6.21%	26	6.21%

Party	Candidate	Absentee		Early		Election		Total	
Precinct C117 (Ballots Cast: 419)									
STATE TREASURER, Vote For 1									
	Allison BALL	0	0.00%	0	0.00%	281	70.96%	281	70.96%
	Rick NELSON	0	0.00%	0	0.00%	115	29.04%	115	29.04%
	Cast Votes:	0	0.00%	0	0.00%	396	94.51%	396	94.51%
	Over Votes:	0	0.00%	0	0.00%	0	0.00%	0	0.00%
	Under Votes:	0	0.00%	0	0.00%	23	5.49%	23	5.49%
COMMISSIONER of AGRICULTURE, Vote For 1									
	Ryan F. QUARLES	0	0.00%	0	0.00%	270	68.53%	270	68.53%
	Jean-Marie LAWSON SPANN	0	0.00%	0	0.00%	124	31.47%	124	31.47%
	Cast Votes:	0	0.00%	0	0.00%	394	94.03%	394	94.03%
	Over Votes:	0	0.00%	0	0.00%	0	0.00%	0	0.00%
	Under Votes:	0	0.00%	0	0.00%	25	5.97%	25	5.97%

Party	Candidate	Absentee		Early		Election		Total	
Precinct C118 (Ballots Cast: 408)									
STRAIGHT PARTY, Vote For 1									
	Republican Party	0	0.00%	0	0.00%	149	74.13%	149	74.13%
	Democratic Party	0	0.00%	0	0.00%	52	25.87%	52	25.87%
	Cast Votes:	0	0.00%	0	0.00%	201	49.26%	201	49.26%
	Over Votes:	0	0.00%	0	0.00%	0	0.00%	0	0.00%
	Under Votes:	0	0.00%	0	0.00%	207	50.74%	207	50.74%
GOVERNOR and LIEUTENANT GOVERNOR, Vote For 1									
	Matt BEVIN Jenean HAMPTON	0	0.00%	0	0.00%	247	61.29%	247	61.29%
	Jack CONWAY Sannie OVERLY	0	0.00%	0	0.00%	144	35.73%	144	35.73%
	Drew CURTIS Heather CURTIS	0	0.00%	0	0.00%	12	2.98%	12	2.98%
	Gatewood B. GATEWOOD Elisabeth ANDERSON (W)	0	0.00%	0	0.00%	0	0.00%	0	0.00%
	GALBRAITH (W)	0	0.00%	0	0.00%	0	0.00%	0	0.00%
	Blackii Effing WHYTE Philip JACOBS (W)	0	0.00%	0	0.00%	0	0.00%	0	0.00%
	Cast Votes:	0	0.00%	0	0.00%	403	98.77%	403	98.77%
	Over Votes:	0	0.00%	0	0.00%	0	0.00%	0	0.00%
	Under Votes:	0	0.00%	0	0.00%	5	1.23%	5	1.23%
SECRETARY of STATE, Vote For 1									
	Stephen L. KNIPPER	0	0.00%	0	0.00%	260	65.49%	260	65.49%
	Alison Lundergan GRIMES	0	0.00%	0	0.00%	137	34.51%	137	34.51%
	Cast Votes:	0	0.00%	0	0.00%	397	97.30%	397	97.30%
	Over Votes:	0	0.00%	0	0.00%	0	0.00%	0	0.00%
	Under Votes:	0	0.00%	0	0.00%	11	2.70%	11	2.70%
ATTORNEY GENERAL, Vote For 1									
	Whitney H. WESTERFIELD	0	0.00%	0	0.00%	234	59.69%	234	59.69%
	Andy BESHEAR	0	0.00%	0	0.00%	158	40.31%	158	40.31%
	Cast Votes:	0	0.00%	0	0.00%	392	96.08%	392	96.08%
	Over Votes:	0	0.00%	0	0.00%	0	0.00%	0	0.00%
	Under Votes:	0	0.00%	0	0.00%	16	3.92%	16	3.92%
AUDITOR of PUBLIC ACCOUNTS, Vote For 1									
	Mike HARMON	0	0.00%	0	0.00%	253	66.23%	253	66.23%
	Adam H. EDELEN	0	0.00%	0	0.00%	129	33.77%	129	33.77%
	Cast Votes:	0	0.00%	0	0.00%	382	93.63%	382	93.63%
	Over Votes:	0	0.00%	0	0.00%	0	0.00%	0	0.00%
	Under Votes:	0	0.00%	0	0.00%	26	6.37%	26	6.37%

Total Number of Voters : 31,674 of 0 = 0.00%

Precincts Reporting 108 of 108 = 100.00%

Party	Candidate	Absentee		Early		Election		Total	
Precinct C118 (Ballots Cast: 408)									
STATE TREASURER, Vote For 1									
	Allison BALL	0	0.00%	0	0.00%	283	73.13%	283	73.13%
	Rick NELSON	0	0.00%	0	0.00%	104	26.87%	104	26.87%
	Cast Votes:	0	0.00%	0	0.00%	387	94.85%	387	94.85%
	Over Votes:	0	0.00%	0	0.00%	0	0.00%	0	0.00%
	Under Votes:	0	0.00%	0	0.00%	21	5.15%	21	5.15%
COMMISSIONER of AGRICULTURE, Vote For 1									
	Ryan F. QUARLES	0	0.00%	0	0.00%	268	69.61%	268	69.61%
	Jean-Marie LAWSON SPANN	0	0.00%	0	0.00%	117	30.39%	117	30.39%
	Cast Votes:	0	0.00%	0	0.00%	385	94.36%	385	94.36%
	Over Votes:	0	0.00%	0	0.00%	0	0.00%	0	0.00%
	Under Votes:	0	0.00%	0	0.00%	23	5.64%	23	5.64%

Total Number of Voters : 31,674 of 0 = 0.00%

Precincts Reporting 108 of 108 = 100.00%

Party	Candidate	Absentee		Early		Election		Total	
Precinct C119 (Ballots Cast: 159)									
STRAIGHT PARTY, Vote For 1									
	Republican Party	0	0.00%	0	0.00%	46	64.79%	46	64.79%
	Democratic Party	0	0.00%	0	0.00%	25	35.21%	25	35.21%
	Cast Votes:	0	0.00%	0	0.00%	71	44.65%	71	44.65%
	Over Votes:	0	0.00%	0	0.00%	0	0.00%	0	0.00%
	Under Votes:	0	0.00%	0	0.00%	88	55.35%	88	55.35%
GOVERNOR and LIEUTENANT GOVERNOR, Vote For 1									
	Matt BEVIN Jenean HAMPTON	0	0.00%	0	0.00%	87	55.41%	87	55.41%
	Jack CONWAY Sannie OVERLY	0	0.00%	0	0.00%	65	41.40%	65	41.40%
	Drew CURTIS Heather CURTIS	0	0.00%	0	0.00%	5	3.18%	5	3.18%
	Gatewood B. GATEWOOD Elisabeth ANDERSON (W)	0	0.00%	0	0.00%	0	0.00%	0	0.00%
	GALBRAITH (W)	0	0.00%	0	0.00%	0	0.00%	0	0.00%
	Blackii Effing WHYTE Philip JACOBS (W)	0	0.00%	0	0.00%	0	0.00%	0	0.00%
	Cast Votes:	0	0.00%	0	0.00%	157	98.74%	157	98.74%
	Over Votes:	0	0.00%	0	0.00%	0	0.00%	0	0.00%
	Under Votes:	0	0.00%	0	0.00%	2	1.26%	2	1.26%
SECRETARY of STATE, Vote For 1									
	Stephen L. KNIPPER	0	0.00%	0	0.00%	86	55.84%	86	55.84%
	Alison Lundergan GRIMES	0	0.00%	0	0.00%	68	44.16%	68	44.16%
	Cast Votes:	0	0.00%	0	0.00%	154	96.86%	154	96.86%
	Over Votes:	0	0.00%	0	0.00%	0	0.00%	0	0.00%
	Under Votes:	0	0.00%	0	0.00%	5	3.14%	5	3.14%
ATTORNEY GENERAL, Vote For 1									
	Whitney H. WESTERFIELD	0	0.00%	0	0.00%	86	56.95%	86	56.95%
	Andy BESHEAR	0	0.00%	0	0.00%	65	43.05%	65	43.05%
	Cast Votes:	0	0.00%	0	0.00%	151	94.97%	151	94.97%
	Over Votes:	0	0.00%	0	0.00%	0	0.00%	0	0.00%
	Under Votes:	0	0.00%	0	0.00%	8	5.03%	8	5.03%
AUDITOR of PUBLIC ACCOUNTS, Vote For 1									
	Mike HARMON	0	0.00%	0	0.00%	95	64.63%	95	64.63%
	Adam H. EDELEN	0	0.00%	0	0.00%	52	35.37%	52	35.37%
	Cast Votes:	0	0.00%	0	0.00%	147	92.45%	147	92.45%
	Over Votes:	0	0.00%	0	0.00%	0	0.00%	0	0.00%
	Under Votes:	0	0.00%	0	0.00%	12	7.55%	12	7.55%

Total Number of Voters : 31,674 of 0 = 0.00%

Precincts Reporting 108 of 108 = 100.00%

Party	Candidate	Absentee		Early		Election		Total	
Precinct C119 (Ballots Cast: 159)									
STATE TREASURER, Vote For 1									
	Allison BALL	0	0.00%	0	0.00%	104	70.75%	104	70.75%
	Rick NELSON	0	0.00%	0	0.00%	43	29.25%	43	29.25%
	Cast Votes:	0	0.00%	0	0.00%	147	92.45%	147	92.45%
	Over Votes:	0	0.00%	0	0.00%	0	0.00%	0	0.00%
	Under Votes:	0	0.00%	0	0.00%	12	7.55%	12	7.55%
COMMISSIONER of AGRICULTURE, Vote For 1									
	Ryan F. QUARLES	0	0.00%	0	0.00%	97	65.10%	97	65.10%
	Jean-Marie LAWSON SPANN	0	0.00%	0	0.00%	52	34.90%	52	34.90%
	Cast Votes:	0	0.00%	0	0.00%	149	93.71%	149	93.71%
	Over Votes:	0	0.00%	0	0.00%	0	0.00%	0	0.00%
	Under Votes:	0	0.00%	0	0.00%	10	6.29%	10	6.29%

Total Number of Voters : 31,674 of 0 = 0.00%

Precincts Reporting 108 of 108 = 100.00%

Party	Candidate	Absentee		Early		Election		Total	
Precinct C121 (Ballots Cast: 214)									
STRAIGHT PARTY, Vote For 1									
	Republican Party	0	0.00%	0	0.00%	83	70.94%	83	70.94%
	Democratic Party	0	0.00%	0	0.00%	34	29.06%	34	29.06%
	Cast Votes:	0	0.00%	0	0.00%	117	54.67%	117	54.67%
	Over Votes:	0	0.00%	0	0.00%	0	0.00%	0	0.00%
	Under Votes:	0	0.00%	0	0.00%	97	45.33%	97	45.33%
GOVERNOR and LIEUTENANT GOVERNOR, Vote For 1									
	Matt BEVIN Jenean HAMPTON	0	0.00%	0	0.00%	130	61.61%	130	61.61%
	Jack CONWAY Sannie OVERLY	0	0.00%	0	0.00%	71	33.65%	71	33.65%
	Drew CURTIS Heather CURTIS	0	0.00%	0	0.00%	10	4.74%	10	4.74%
	Gatewood B. GATEWOOD Elisabeth ANDERSON (W)	0	0.00%	0	0.00%	0	0.00%	0	0.00%
	GALBRAITH (W)	0	0.00%	0	0.00%	0	0.00%	0	0.00%
	Blackii Effing WHYTE Philip JACOBS (W)	0	0.00%	0	0.00%	0	0.00%	0	0.00%
	Cast Votes:	0	0.00%	0	0.00%	211	98.60%	211	98.60%
	Over Votes:	0	0.00%	0	0.00%	0	0.00%	0	0.00%
	Under Votes:	0	0.00%	0	0.00%	3	1.40%	3	1.40%
SECRETARY of STATE, Vote For 1									
	Stephen L. KNIPPER	0	0.00%	0	0.00%	126	60.87%	126	60.87%
	Alison Lundergan GRIMES	0	0.00%	0	0.00%	81	39.13%	81	39.13%
	Cast Votes:	0	0.00%	0	0.00%	207	96.73%	207	96.73%
	Over Votes:	0	0.00%	0	0.00%	0	0.00%	0	0.00%
	Under Votes:	0	0.00%	0	0.00%	7	3.27%	7	3.27%
ATTORNEY GENERAL, Vote For 1									
	Whitney H. WESTERFIELD	0	0.00%	0	0.00%	119	57.77%	119	57.77%
	Andy BESHEAR	0	0.00%	0	0.00%	87	42.23%	87	42.23%
	Cast Votes:	0	0.00%	0	0.00%	206	96.26%	206	96.26%
	Over Votes:	0	0.00%	0	0.00%	0	0.00%	0	0.00%
	Under Votes:	0	0.00%	0	0.00%	8	3.74%	8	3.74%
AUDITOR of PUBLIC ACCOUNTS, Vote For 1									
	Mike HARMON	0	0.00%	0	0.00%	139	68.47%	139	68.47%
	Adam H. EDELEN	0	0.00%	0	0.00%	64	31.53%	64	31.53%
	Cast Votes:	0	0.00%	0	0.00%	203	94.86%	203	94.86%
	Over Votes:	0	0.00%	0	0.00%	0	0.00%	0	0.00%
	Under Votes:	0	0.00%	0	0.00%	11	5.14%	11	5.14%

Party	Candidate	Absentee		Early		Election		Total	
Precinct C121 (Ballots Cast: 214)									
STATE TREASURER, Vote For 1									
	Allison BALL	0	0.00%	0	0.00%	142	70.30%	142	70.30%
	Rick NELSON	0	0.00%	0	0.00%	60	29.70%	60	29.70%
	Cast Votes:	0	0.00%	0	0.00%	202	94.39%	202	94.39%
	Over Votes:	0	0.00%	0	0.00%	0	0.00%	0	0.00%
	Under Votes:	0	0.00%	0	0.00%	12	5.61%	12	5.61%
COMMISSIONER of AGRICULTURE, Vote For 1									
	Ryan F. QUARLES	0	0.00%	0	0.00%	140	68.63%	140	68.63%
	Jean-Marie LAWSON SPANN	0	0.00%	0	0.00%	64	31.37%	64	31.37%
	Cast Votes:	0	0.00%	0	0.00%	204	95.33%	204	95.33%
	Over Votes:	0	0.00%	0	0.00%	0	0.00%	0	0.00%
	Under Votes:	0	0.00%	0	0.00%	10	4.67%	10	4.67%

Party	Candidate	Absentee		Early		Election		Total	
Precinct C122 (Ballots Cast: 553)									
STRAIGHT PARTY, Vote For 1									
	Republican Party	0	0.00%	0	0.00%	164	58.99%	164	58.99%
	Democratic Party	0	0.00%	0	0.00%	114	41.01%	114	41.01%
	Cast Votes:	0	0.00%	0	0.00%	278	50.27%	278	50.27%
	Over Votes:	0	0.00%	0	0.00%	0	0.00%	0	0.00%
	Under Votes:	0	0.00%	0	0.00%	275	49.73%	275	49.73%
GOVERNOR and LIEUTENANT GOVERNOR, Vote For 1									
	Matt BEVIN Jenean HAMPTON	0	0.00%	0	0.00%	300	54.95%	300	54.95%
	Jack CONWAY Sannie OVERLY	0	0.00%	0	0.00%	224	41.03%	224	41.03%
	Drew CURTIS Heather CURTIS	0	0.00%	0	0.00%	22	4.03%	22	4.03%
	Gatewood B. GATEWOOD Elisabeth ANDERSON (W)	0	0.00%	0	0.00%	0	0.00%	0	0.00%
	GALBRAITH (W)	0	0.00%	0	0.00%	0	0.00%	0	0.00%
	Blackii Effing WHYTE Philip JACOBS (W)	0	0.00%	0	0.00%	0	0.00%	0	0.00%
	Cast Votes:	0	0.00%	0	0.00%	546	98.73%	546	98.73%
	Over Votes:	0	0.00%	0	0.00%	0	0.00%	0	0.00%
	Under Votes:	0	0.00%	0	0.00%	7	1.27%	7	1.27%
SECRETARY of STATE, Vote For 1									
	Stephen L. KNIPPER	0	0.00%	0	0.00%	313	57.12%	313	57.12%
	Alison Lundergan GRIMES	0	0.00%	0	0.00%	235	42.88%	235	42.88%
	Cast Votes:	0	0.00%	0	0.00%	548	99.10%	548	99.10%
	Over Votes:	0	0.00%	0	0.00%	0	0.00%	0	0.00%
	Under Votes:	0	0.00%	0	0.00%	5	0.90%	5	0.90%
ATTORNEY GENERAL, Vote For 1									
	Whitney H. WESTERFIELD	0	0.00%	0	0.00%	282	52.13%	282	52.13%
	Andy BESHEAR	0	0.00%	0	0.00%	259	47.87%	259	47.87%
	Cast Votes:	0	0.00%	0	0.00%	541	97.83%	541	97.83%
	Over Votes:	0	0.00%	0	0.00%	0	0.00%	0	0.00%
	Under Votes:	0	0.00%	0	0.00%	12	2.17%	12	2.17%
AUDITOR of PUBLIC ACCOUNTS, Vote For 1									
	Mike HARMON	0	0.00%	0	0.00%	324	61.71%	324	61.71%
	Adam H. EDELEN	0	0.00%	0	0.00%	201	38.29%	201	38.29%
	Cast Votes:	0	0.00%	0	0.00%	525	94.94%	525	94.94%
	Over Votes:	0	0.00%	0	0.00%	0	0.00%	0	0.00%
	Under Votes:	0	0.00%	0	0.00%	28	5.06%	28	5.06%

Total Number of Voters : 31,674 of 0 = 0.00%

Precincts Reporting 108 of 108 = 100.00%

Party	Candidate	Absentee		Early		Election		Total	
Precinct C122 (Ballots Cast: 553)									
STATE TREASURER, Vote For 1									
	Allison BALL	0	0.00%	0	0.00%	354	66.17%	354	66.17%
	Rick NELSON	0	0.00%	0	0.00%	181	33.83%	181	33.83%
	Cast Votes:	0	0.00%	0	0.00%	535	96.75%	535	96.75%
	Over Votes:	0	0.00%	0	0.00%	0	0.00%	0	0.00%
	Under Votes:	0	0.00%	0	0.00%	18	3.25%	18	3.25%
COMMISSIONER of AGRICULTURE, Vote For 1									
	Ryan F. QUARLES	0	0.00%	0	0.00%	329	62.31%	329	62.31%
	Jean-Marie LAWSON SPANN	0	0.00%	0	0.00%	199	37.69%	199	37.69%
	Cast Votes:	0	0.00%	0	0.00%	528	95.48%	528	95.48%
	Over Votes:	0	0.00%	0	0.00%	0	0.00%	0	0.00%
	Under Votes:	0	0.00%	0	0.00%	25	4.52%	25	4.52%

Party	Candidate	Absentee		Early		Election		Total	
Precinct C124 (Ballots Cast: 614)									
STRAIGHT PARTY, Vote For 1									
	Republican Party	0	0.00%	0	0.00%	214	75.89%	214	75.89%
	Democratic Party	0	0.00%	0	0.00%	68	24.11%	68	24.11%
	Cast Votes:	0	0.00%	0	0.00%	282	45.93%	282	45.93%
	Over Votes:	0	0.00%	0	0.00%	0	0.00%	0	0.00%
	Under Votes:	0	0.00%	0	0.00%	332	54.07%	332	54.07%
GOVERNOR and LIEUTENANT GOVERNOR, Vote For 1									
	Matt BEVIN Jenean HAMPTON	0	0.00%	0	0.00%	415	68.26%	415	68.26%
	Jack CONWAY Sannie OVERLY	0	0.00%	0	0.00%	182	29.93%	182	29.93%
	Drew CURTIS Heather CURTIS	0	0.00%	0	0.00%	11	1.81%	11	1.81%
	Gatewood B. GATEWOOD Elisabeth ANDERSON (W)	0	0.00%	0	0.00%	0	0.00%	0	0.00%
	GALBRAITH (W)	0	0.00%	0	0.00%	0	0.00%	0	0.00%
	Blackii Effing WHYTE Philip JACOBS (W)	0	0.00%	0	0.00%	0	0.00%	0	0.00%
	Cast Votes:	0	0.00%	0	0.00%	608	99.02%	608	99.02%
	Over Votes:	0	0.00%	0	0.00%	0	0.00%	0	0.00%
	Under Votes:	0	0.00%	0	0.00%	6	0.98%	6	0.98%
SECRETARY of STATE, Vote For 1									
	Stephen L. KNIPPER	0	0.00%	0	0.00%	404	66.89%	404	66.89%
	Alison Lundergan GRIMES	0	0.00%	0	0.00%	200	33.11%	200	33.11%
	Cast Votes:	0	0.00%	0	0.00%	604	98.37%	604	98.37%
	Over Votes:	0	0.00%	0	0.00%	0	0.00%	0	0.00%
	Under Votes:	0	0.00%	0	0.00%	10	1.63%	10	1.63%
ATTORNEY GENERAL, Vote For 1									
	Whitney H. WESTERFIELD	0	0.00%	0	0.00%	356	60.44%	356	60.44%
	Andy BESHEAR	0	0.00%	0	0.00%	233	39.56%	233	39.56%
	Cast Votes:	0	0.00%	0	0.00%	589	95.93%	589	95.93%
	Over Votes:	0	0.00%	0	0.00%	0	0.00%	0	0.00%
	Under Votes:	0	0.00%	0	0.00%	25	4.07%	25	4.07%
AUDITOR of PUBLIC ACCOUNTS, Vote For 1									
	Mike HARMON	0	0.00%	0	0.00%	400	71.43%	400	71.43%
	Adam H. EDELEN	0	0.00%	0	0.00%	160	28.57%	160	28.57%
	Cast Votes:	0	0.00%	0	0.00%	560	91.21%	560	91.21%
	Over Votes:	0	0.00%	0	0.00%	0	0.00%	0	0.00%
	Under Votes:	0	0.00%	0	0.00%	54	8.79%	54	8.79%

Total Number of Voters : 31,674 of 0 = 0.00%

Precincts Reporting 108 of 108 = 100.00%

Party	Candidate	Absentee		Early		Election		Total	
Precinct C124 (Ballots Cast: 614)									
STATE TREASURER, Vote For 1									
	Allison BALL	0	0.00%	0	0.00%	432	75.26%	432	75.26%
	Rick NELSON	0	0.00%	0	0.00%	142	24.74%	142	24.74%
	Cast Votes:	0	0.00%	0	0.00%	574	93.49%	574	93.49%
	Over Votes:	0	0.00%	0	0.00%	0	0.00%	0	0.00%
	Under Votes:	0	0.00%	0	0.00%	40	6.51%	40	6.51%
COMMISSIONER of AGRICULTURE, Vote For 1									
	Ryan F. QUARLES	0	0.00%	0	0.00%	405	72.32%	405	72.32%
	Jean-Marie LAWSON SPANN	0	0.00%	0	0.00%	155	27.68%	155	27.68%
	Cast Votes:	0	0.00%	0	0.00%	560	91.21%	560	91.21%
	Over Votes:	0	0.00%	0	0.00%	0	0.00%	0	0.00%
	Under Votes:	0	0.00%	0	0.00%	54	8.79%	54	8.79%

Party	Candidate	Absentee		Early		Election		Total	
Precinct C125 (Ballots Cast: 645)									
STRAIGHT PARTY, Vote For 1									
	Republican Party	0	0.00%	0	0.00%	205	67.43%	205	67.43%
	Democratic Party	0	0.00%	0	0.00%	99	32.57%	99	32.57%
	Cast Votes:	0	0.00%	0	0.00%	304	47.13%	304	47.13%
	Over Votes:	0	0.00%	0	0.00%	0	0.00%	0	0.00%
	Under Votes:	0	0.00%	0	0.00%	341	52.87%	341	52.87%
GOVERNOR and LIEUTENANT GOVERNOR, Vote For 1									
	Matt BEVIN Jenean HAMPTON	0	0.00%	0	0.00%	383	59.94%	383	59.94%
	Jack CONWAY Sannie OVERLY	0	0.00%	0	0.00%	244	38.18%	244	38.18%
	Drew CURTIS Heather CURTIS	0	0.00%	0	0.00%	12	1.88%	12	1.88%
	Gatewood B. GATEWOOD Elisabeth ANDERSON (W)	0	0.00%	0	0.00%	0	0.00%	0	0.00%
	GALBRAITH (W)	0	0.00%	0	0.00%	0	0.00%	0	0.00%
	Blackii Effing WHYTE Philip JACOBS (W)	0	0.00%	0	0.00%	0	0.00%	0	0.00%
	Cast Votes:	0	0.00%	0	0.00%	639	99.07%	639	99.07%
	Over Votes:	0	0.00%	0	0.00%	0	0.00%	0	0.00%
	Under Votes:	0	0.00%	0	0.00%	6	0.93%	6	0.93%
SECRETARY of STATE, Vote For 1									
	Stephen L. KNIPPER	0	0.00%	0	0.00%	388	61.59%	388	61.59%
	Alison Lundergan GRIMES	0	0.00%	0	0.00%	242	38.41%	242	38.41%
	Cast Votes:	0	0.00%	0	0.00%	630	97.67%	630	97.67%
	Over Votes:	0	0.00%	0	0.00%	0	0.00%	0	0.00%
	Under Votes:	0	0.00%	0	0.00%	15	2.33%	15	2.33%
ATTORNEY GENERAL, Vote For 1									
	Whitney H. WESTERFIELD	0	0.00%	0	0.00%	343	55.06%	343	55.06%
	Andy BESHEAR	0	0.00%	0	0.00%	280	44.94%	280	44.94%
	Cast Votes:	0	0.00%	0	0.00%	623	96.59%	623	96.59%
	Over Votes:	0	0.00%	0	0.00%	0	0.00%	0	0.00%
	Under Votes:	0	0.00%	0	0.00%	22	3.41%	22	3.41%
AUDITOR of PUBLIC ACCOUNTS, Vote For 1									
	Mike HARMON	0	0.00%	0	0.00%	412	68.10%	412	68.10%
	Adam H. EDELEN	0	0.00%	0	0.00%	193	31.90%	193	31.90%
	Cast Votes:	0	0.00%	0	0.00%	605	93.80%	605	93.80%
	Over Votes:	0	0.00%	0	0.00%	0	0.00%	0	0.00%
	Under Votes:	0	0.00%	0	0.00%	40	6.20%	40	6.20%

Party	Candidate	Absentee		Early		Election		Total	
Precinct C125 (Ballots Cast: 645)									
STATE TREASURER, Vote For 1									
	Allison BALL	0	0.00%	0	0.00%	426	68.82%	426	68.82%
	Rick NELSON	0	0.00%	0	0.00%	193	31.18%	193	31.18%
	Cast Votes:	0	0.00%	0	0.00%	619	95.97%	619	95.97%
	Over Votes:	0	0.00%	0	0.00%	0	0.00%	0	0.00%
	Under Votes:	0	0.00%	0	0.00%	26	4.03%	26	4.03%
COMMISSIONER of AGRICULTURE, Vote For 1									
	Ryan F. QUARLES	0	0.00%	0	0.00%	400	65.68%	400	65.68%
	Jean-Marie LAWSON SPANN	0	0.00%	0	0.00%	209	34.32%	209	34.32%
	Cast Votes:	0	0.00%	0	0.00%	609	94.42%	609	94.42%
	Over Votes:	0	0.00%	0	0.00%	0	0.00%	0	0.00%
	Under Votes:	0	0.00%	0	0.00%	36	5.58%	36	5.58%

Total Number of Voters : 31,674 of 0 = 0.00%

Precincts Reporting 108 of 108 = 100.00%

Party	Candidate	Absentee		Early		Election		Total	
Precinct C143 (Ballots Cast: 0)									
STRAIGHT PARTY, Vote For 1									
	Republican Party	0	0.00%	0	0.00%	0	0.00%	0	0.00%
	Democratic Party	0	0.00%	0	0.00%	0	0.00%	0	0.00%
	Cast Votes:	0	0.00%	0	0.00%	0	0.00%	0	0.00%
	Over Votes:	0	0.00%	0	0.00%	0	0.00%	0	0.00%
	Under Votes:	0	0.00%	0	0.00%	0	0.00%	0	0.00%
GOVERNOR and LIEUTENANT GOVERNOR, Vote For 1									
	Matt BEVIN Jenean HAMPTON	0	0.00%	0	0.00%	0	0.00%	0	0.00%
	Jack CONWAY Sannie OVERLY	0	0.00%	0	0.00%	0	0.00%	0	0.00%
	Drew CURTIS Heather CURTIS	0	0.00%	0	0.00%	0	0.00%	0	0.00%
	Gatewood B. GATEWOOD Elisabeth ANDERSON (W)	0	0.00%	0	0.00%	0	0.00%	0	0.00%
	GALBRAITH (W)	0	0.00%	0	0.00%	0	0.00%	0	0.00%
	Blackii Effing WHYTE Philip JACOBS (W)	0	0.00%	0	0.00%	0	0.00%	0	0.00%
	Cast Votes:	0	0.00%	0	0.00%	0	0.00%	0	0.00%
	Over Votes:	0	0.00%	0	0.00%	0	0.00%	0	0.00%
	Under Votes:	0	0.00%	0	0.00%	0	0.00%	0	0.00%
SECRETARY of STATE, Vote For 1									
	Stephen L. KNIPPER	0	0.00%	0	0.00%	0	0.00%	0	0.00%
	Alison Lundergan GRIMES	0	0.00%	0	0.00%	0	0.00%	0	0.00%
	Cast Votes:	0	0.00%	0	0.00%	0	0.00%	0	0.00%
	Over Votes:	0	0.00%	0	0.00%	0	0.00%	0	0.00%
	Under Votes:	0	0.00%	0	0.00%	0	0.00%	0	0.00%
ATTORNEY GENERAL, Vote For 1									
	Whitney H. WESTERFIELD	0	0.00%	0	0.00%	0	0.00%	0	0.00%
	Andy BESHEAR	0	0.00%	0	0.00%	0	0.00%	0	0.00%
	Cast Votes:	0	0.00%	0	0.00%	0	0.00%	0	0.00%
	Over Votes:	0	0.00%	0	0.00%	0	0.00%	0	0.00%
	Under Votes:	0	0.00%	0	0.00%	0	0.00%	0	0.00%
AUDITOR of PUBLIC ACCOUNTS, Vote For 1									
	Mike HARMON	0	0.00%	0	0.00%	0	0.00%	0	0.00%
	Adam H. EDELEN	0	0.00%	0	0.00%	0	0.00%	0	0.00%
	Cast Votes:	0	0.00%	0	0.00%	0	0.00%	0	0.00%
	Over Votes:	0	0.00%	0	0.00%	0	0.00%	0	0.00%
	Under Votes:	0	0.00%	0	0.00%	0	0.00%	0	0.00%

Total Number of Voters : 31,674 of 0 = 0.00%

Precincts Reporting 108 of 108 = 100.00%

Party	Candidate	Absentee		Early		Election		Total	
Precinct C143 (Ballots Cast: 0)									
STATE TREASURER, Vote For 1									
	Allison BALL	0	0.00%	0	0.00%	0	0.00%	0	0.00%
	Rick NELSON	0	0.00%	0	0.00%	0	0.00%	0	0.00%
	Cast Votes:	0	0.00%	0	0.00%	0	0.00%	0	0.00%
	Over Votes:	0	0.00%	0	0.00%	0	0.00%	0	0.00%
	Under Votes:	0	0.00%	0	0.00%	0	0.00%	0	0.00%
COMMISSIONER of AGRICULTURE, Vote For 1									
	Ryan F. QUARLES	0	0.00%	0	0.00%	0	0.00%	0	0.00%
	Jean-Marie LAWSON SPANN	0	0.00%	0	0.00%	0	0.00%	0	0.00%
	Cast Votes:	0	0.00%	0	0.00%	0	0.00%	0	0.00%
	Over Votes:	0	0.00%	0	0.00%	0	0.00%	0	0.00%
	Under Votes:	0	0.00%	0	0.00%	0	0.00%	0	0.00%

Party	Candidate	Absentee		Early		Election		Total	
Precinct B115 (Ballots Cast: 435)									
STRAIGHT PARTY, Vote For 1									
	Republican Party	0	0.00%	0	0.00%	175	80.65%	175	80.65%
	Democratic Party	0	0.00%	0	0.00%	42	19.35%	42	19.35%
	Cast Votes:	0	0.00%	0	0.00%	217	49.89%	217	49.89%
	Over Votes:	0	0.00%	0	0.00%	0	0.00%	0	0.00%
	Under Votes:	0	0.00%	0	0.00%	218	50.11%	218	50.11%
GOVERNOR and LIEUTENANT GOVERNOR, Vote For 1									
	Matt BEVIN Jenean HAMPTON	0	0.00%	0	0.00%	294	68.06%	294	68.06%
	Jack CONWAY Sannie OVERLY	0	0.00%	0	0.00%	121	28.01%	121	28.01%
	Drew CURTIS Heather CURTIS	0	0.00%	0	0.00%	17	3.94%	17	3.94%
	Gatewood B. GATEWOOD Elisabeth ANDERSON (W)	0	0.00%	0	0.00%	0	0.00%	0	0.00%
	GALBRAITH (W)	0	0.00%	0	0.00%	0	0.00%	0	0.00%
	Blackii Effing WHYTE Philip JACOBS (W)	0	0.00%	0	0.00%	0	0.00%	0	0.00%
	Cast Votes:	0	0.00%	0	0.00%	432	99.31%	432	99.31%
	Over Votes:	0	0.00%	0	0.00%	0	0.00%	0	0.00%
	Under Votes:	0	0.00%	0	0.00%	3	0.69%	3	0.69%
SECRETARY of STATE, Vote For 1									
	Stephen L. KNIPPER	0	0.00%	0	0.00%	294	68.69%	294	68.69%
	Alison Lundergan GRIMES	0	0.00%	0	0.00%	134	31.31%	134	31.31%
	Cast Votes:	0	0.00%	0	0.00%	428	98.39%	428	98.39%
	Over Votes:	0	0.00%	0	0.00%	0	0.00%	0	0.00%
	Under Votes:	0	0.00%	0	0.00%	7	1.61%	7	1.61%
ATTORNEY GENERAL, Vote For 1									
	Whitney H. WESTERFIELD	0	0.00%	0	0.00%	273	64.08%	273	64.08%
	Andy BESHEAR	0	0.00%	0	0.00%	153	35.92%	153	35.92%
	Cast Votes:	0	0.00%	0	0.00%	426	97.93%	426	97.93%
	Over Votes:	0	0.00%	0	0.00%	0	0.00%	0	0.00%
	Under Votes:	0	0.00%	0	0.00%	9	2.07%	9	2.07%
AUDITOR of PUBLIC ACCOUNTS, Vote For 1									
	Mike HARMON	0	0.00%	0	0.00%	318	76.26%	318	76.26%
	Adam H. EDELEN	0	0.00%	0	0.00%	99	23.74%	99	23.74%
	Cast Votes:	0	0.00%	0	0.00%	417	95.86%	417	95.86%
	Over Votes:	0	0.00%	0	0.00%	0	0.00%	0	0.00%
	Under Votes:	0	0.00%	0	0.00%	18	4.14%	18	4.14%

Total Number of Voters : 31,674 of 0 = 0.00%

Precincts Reporting 108 of 108 = 100.00%

Party	Candidate	Absentee		Early		Election		Total	
Precinct B115 (Ballots Cast: 435)									
STATE TREASURER, Vote For 1									
	Allison BALL	0	0.00%	0	0.00%	325	77.20%	325	77.20%
	Rick NELSON	0	0.00%	0	0.00%	96	22.80%	96	22.80%
	Cast Votes:	0	0.00%	0	0.00%	421	96.78%	421	96.78%
	Over Votes:	0	0.00%	0	0.00%	0	0.00%	0	0.00%
	Under Votes:	0	0.00%	0	0.00%	14	3.22%	14	3.22%
COMMISSIONER of AGRICULTURE, Vote For 1									
	Ryan F. QUARLES	0	0.00%	0	0.00%	306	74.27%	306	74.27%
	Jean-Marie LAWSON SPANN	0	0.00%	0	0.00%	106	25.73%	106	25.73%
	Cast Votes:	0	0.00%	0	0.00%	412	94.71%	412	94.71%
	Over Votes:	0	0.00%	0	0.00%	0	0.00%	0	0.00%
	Under Votes:	0	0.00%	0	0.00%	23	5.29%	23	5.29%

Party	Candidate	Absentee		Early		Election		Total	
Precinct B116 (Ballots Cast: 399)									
STRAIGHT PARTY, Vote For 1									
	Republican Party	0	0.00%	0	0.00%	141	77.47%	141	77.47%
	Democratic Party	0	0.00%	0	0.00%	41	22.53%	41	22.53%
	Cast Votes:	0	0.00%	0	0.00%	182	45.61%	182	45.61%
	Over Votes:	0	0.00%	0	0.00%	0	0.00%	0	0.00%
	Under Votes:	0	0.00%	0	0.00%	217	54.39%	217	54.39%
GOVERNOR and LIEUTENANT GOVERNOR, Vote For 1									
	Matt BEVIN Jenean HAMPTON	0	0.00%	0	0.00%	257	64.74%	257	64.74%
	Jack CONWAY Sannie OVERLY	0	0.00%	0	0.00%	116	29.22%	116	29.22%
	Drew CURTIS Heather CURTIS	0	0.00%	0	0.00%	24	6.05%	24	6.05%
	Gatewood B. GATEWOOD Elisabeth ANDERSON (W)	0	0.00%	0	0.00%	0	0.00%	0	0.00%
	GALBRAITH (W)	0	0.00%	0	0.00%	0	0.00%	0	0.00%
	Blackii Effing WHYTE Philip JACOBS (W)	0	0.00%	0	0.00%	0	0.00%	0	0.00%
	Cast Votes:	0	0.00%	0	0.00%	397	99.50%	397	99.50%
	Over Votes:	0	0.00%	0	0.00%	0	0.00%	0	0.00%
	Under Votes:	0	0.00%	0	0.00%	2	0.50%	2	0.50%
SECRETARY of STATE, Vote For 1									
	Stephen L. KNIPPER	0	0.00%	0	0.00%	268	67.68%	268	67.68%
	Alison Lundergan GRIMES	0	0.00%	0	0.00%	128	32.32%	128	32.32%
	Cast Votes:	0	0.00%	0	0.00%	396	99.25%	396	99.25%
	Over Votes:	0	0.00%	0	0.00%	0	0.00%	0	0.00%
	Under Votes:	0	0.00%	0	0.00%	3	0.75%	3	0.75%
ATTORNEY GENERAL, Vote For 1									
	Whitney H. WESTERFIELD	0	0.00%	0	0.00%	258	65.65%	258	65.65%
	Andy BESHEAR	0	0.00%	0	0.00%	135	34.35%	135	34.35%
	Cast Votes:	0	0.00%	0	0.00%	393	98.50%	393	98.50%
	Over Votes:	0	0.00%	0	0.00%	0	0.00%	0	0.00%
	Under Votes:	0	0.00%	0	0.00%	6	1.50%	6	1.50%
AUDITOR of PUBLIC ACCOUNTS, Vote For 1									
	Mike HARMON	0	0.00%	0	0.00%	280	72.73%	280	72.73%
	Adam H. EDELEN	0	0.00%	0	0.00%	105	27.27%	105	27.27%
	Cast Votes:	0	0.00%	0	0.00%	385	96.49%	385	96.49%
	Over Votes:	0	0.00%	0	0.00%	0	0.00%	0	0.00%
	Under Votes:	0	0.00%	0	0.00%	14	3.51%	14	3.51%

Total Number of Voters : 31,674 of 0 = 0.00%

Precincts Reporting 108 of 108 = 100.00%

Party	Candidate	Absentee		Early		Election		Total	
Precinct B116 (Ballots Cast: 399)									
STATE TREASURER, Vote For 1									
	Allison BALL	0	0.00%	0	0.00%	293	75.52%	293	75.52%
	Rick NELSON	0	0.00%	0	0.00%	95	24.48%	95	24.48%
	Cast Votes:	0	0.00%	0	0.00%	388	97.24%	388	97.24%
	Over Votes:	0	0.00%	0	0.00%	0	0.00%	0	0.00%
	Under Votes:	0	0.00%	0	0.00%	11	2.76%	11	2.76%
COMMISSIONER of AGRICULTURE, Vote For 1									
	Ryan F. QUARLES	0	0.00%	0	0.00%	285	74.03%	285	74.03%
	Jean-Marie LAWSON SPANN	0	0.00%	0	0.00%	100	25.97%	100	25.97%
	Cast Votes:	0	0.00%	0	0.00%	385	96.49%	385	96.49%
	Over Votes:	0	0.00%	0	0.00%	0	0.00%	0	0.00%
	Under Votes:	0	0.00%	0	0.00%	14	3.51%	14	3.51%

Total Number of Voters : 31,674 of 0 = 0.00%

Precincts Reporting 108 of 108 = 100.00%

Party / Candidate	Absentee		Early		Election		Total	
Precinct B117 (Ballots Cast: 193)								
STRAIGHT PARTY, Vote For 1								
Republican Party	0	0.00%	0	0.00%	70	66.67%	70	66.67%
Democratic Party	0	0.00%	0	0.00%	35	33.33%	35	33.33%
Cast Votes:	0	0.00%	0	0.00%	105	54.40%	105	54.40%
Over Votes:	0	0.00%	0	0.00%	0	0.00%	0	0.00%
Under Votes:	0	0.00%	0	0.00%	88	45.60%	88	45.60%
GOVERNOR and LIEUTENANT GOVERNOR, Vote For 1								
Matt BEVIN Jenean HAMPTON	0	0.00%	0	0.00%	121	62.69%	121	62.69%
Jack CONWAY Sannie OVERLY	0	0.00%	0	0.00%	64	33.16%	64	33.16%
Drew CURTIS Heather CURTIS	0	0.00%	0	0.00%	8	4.15%	8	4.15%
Gatewood B. GATEWOOD Elisabeth ANDERSON (W)	0	0.00%	0	0.00%	0	0.00%	0	0.00%
GALBRAITH (W)	0	0.00%	0	0.00%	0	0.00%	0	0.00%
Blackii Effing WHYTE Philip JACOBS (W)	0	0.00%	0	0.00%	0	0.00%	0	0.00%
Cast Votes:	0	0.00%	0	0.00%	193	100.00%	193	100.00%
Over Votes:	0	0.00%	0	0.00%	0	0.00%	0	0.00%
Under Votes:	0	0.00%	0	0.00%	0	0.00%	0	0.00%
SECRETARY of STATE, Vote For 1								
Stephen L. KNIPPER	0	0.00%	0	0.00%	119	62.63%	119	62.63%
Alison Lundergan GRIMES	0	0.00%	0	0.00%	71	37.37%	71	37.37%
Cast Votes:	0	0.00%	0	0.00%	190	98.45%	190	98.45%
Over Votes:	0	0.00%	0	0.00%	0	0.00%	0	0.00%
Under Votes:	0	0.00%	0	0.00%	3	1.55%	3	1.55%
ATTORNEY GENERAL, Vote For 1								
Whitney H. WESTERFIELD	0	0.00%	0	0.00%	108	56.25%	108	56.25%
Andy BESHEAR	0	0.00%	0	0.00%	84	43.75%	84	43.75%
Cast Votes:	0	0.00%	0	0.00%	192	99.48%	192	99.48%
Over Votes:	0	0.00%	0	0.00%	0	0.00%	0	0.00%
Under Votes:	0	0.00%	0	0.00%	1	0.52%	1	0.52%
AUDITOR of PUBLIC ACCOUNTS, Vote For 1								
Mike HARMON	0	0.00%	0	0.00%	131	68.95%	131	68.95%
Adam H. EDELEN	0	0.00%	0	0.00%	59	31.05%	59	31.05%
Cast Votes:	0	0.00%	0	0.00%	190	98.45%	190	98.45%
Over Votes:	0	0.00%	0	0.00%	0	0.00%	0	0.00%
Under Votes:	0	0.00%	0	0.00%	3	1.55%	3	1.55%

Total Number of Voters : 31,674 of 0 = 0.00%

Precincts Reporting 108 of 108 = 100.00%

Party	Candidate	Absentee		Early		Election		Total	
Precinct B117 (Ballots Cast: 193)									
STATE TREASURER, Vote For 1									
	Allison BALL	0	0.00%	0	0.00%	130	68.06%	130	68.06%
	Rick NELSON	0	0.00%	0	0.00%	61	31.94%	61	31.94%
	Cast Votes:	0	0.00%	0	0.00%	191	98.96%	191	98.96%
	Over Votes:	0	0.00%	0	0.00%	0	0.00%	0	0.00%
	Under Votes:	0	0.00%	0	0.00%	2	1.04%	2	1.04%
COMMISSIONER of AGRICULTURE, Vote For 1									
	Ryan F. QUARLES	0	0.00%	0	0.00%	124	65.96%	124	65.96%
	Jean-Marie LAWSON SPANN	0	0.00%	0	0.00%	64	34.04%	64	34.04%
	Cast Votes:	0	0.00%	0	0.00%	188	97.41%	188	97.41%
	Over Votes:	0	0.00%	0	0.00%	0	0.00%	0	0.00%
	Under Votes:	0	0.00%	0	0.00%	5	2.59%	5	2.59%

Party	Candidate	Absentee		Early		Election		Total	
Precinct B118 (Ballots Cast: 446)									
STRAIGHT PARTY, Vote For 1									
	Republican Party	0	0.00%	0	0.00%	176	73.33%	176	73.33%
	Democratic Party	0	0.00%	0	0.00%	64	26.67%	64	26.67%
	Cast Votes:	0	0.00%	0	0.00%	240	53.81%	240	53.81%
	Over Votes:	0	0.00%	0	0.00%	0	0.00%	0	0.00%
	Under Votes:	0	0.00%	0	0.00%	206	46.19%	206	46.19%
GOVERNOR and LIEUTENANT GOVERNOR, Vote For 1									
	Matt BEVIN Jenean HAMPTON	0	0.00%	0	0.00%	281	63.29%	281	63.29%
	Jack CONWAY Sannie OVERLY	0	0.00%	0	0.00%	152	34.23%	152	34.23%
	Drew CURTIS Heather CURTIS	0	0.00%	0	0.00%	11	2.48%	11	2.48%
	Gatewood B. GATEWOOD Elisabeth ANDERSON (W)	0	0.00%	0	0.00%	0	0.00%	0	0.00%
	GALBRAITH (W)	0	0.00%	0	0.00%	0	0.00%	0	0.00%
	Blackii Effing WHYTE Philip JACOBS (W)	0	0.00%	0	0.00%	0	0.00%	0	0.00%
	Cast Votes:	0	0.00%	0	0.00%	444	99.55%	444	99.55%
	Over Votes:	0	0.00%	0	0.00%	0	0.00%	0	0.00%
	Under Votes:	0	0.00%	0	0.00%	2	0.45%	2	0.45%
SECRETARY of STATE, Vote For 1									
	Stephen L. KNIPPER	0	0.00%	0	0.00%	292	66.36%	292	66.36%
	Alison Lundergan GRIMES	0	0.00%	0	0.00%	148	33.64%	148	33.64%
	Cast Votes:	0	0.00%	0	0.00%	440	98.65%	440	98.65%
	Over Votes:	0	0.00%	0	0.00%	0	0.00%	0	0.00%
	Under Votes:	0	0.00%	0	0.00%	6	1.35%	6	1.35%
ATTORNEY GENERAL, Vote For 1									
	Whitney H. WESTERFIELD	0	0.00%	0	0.00%	265	60.36%	265	60.36%
	Andy BESHEAR	0	0.00%	0	0.00%	174	39.64%	174	39.64%
	Cast Votes:	0	0.00%	0	0.00%	439	98.43%	439	98.43%
	Over Votes:	0	0.00%	0	0.00%	0	0.00%	0	0.00%
	Under Votes:	0	0.00%	0	0.00%	7	1.57%	7	1.57%
AUDITOR of PUBLIC ACCOUNTS, Vote For 1									
	Mike HARMON	0	0.00%	0	0.00%	306	71.16%	306	71.16%
	Adam H. EDELEN	0	0.00%	0	0.00%	124	28.84%	124	28.84%
	Cast Votes:	0	0.00%	0	0.00%	430	96.41%	430	96.41%
	Over Votes:	0	0.00%	0	0.00%	0	0.00%	0	0.00%
	Under Votes:	0	0.00%	0	0.00%	16	3.59%	16	3.59%

Total Number of Voters : 31,674 of 0 = 0.00%

Precincts Reporting 108 of 108 = 100.00%

Party	Candidate	Absentee		Early		Election		Total	
Precinct B118 (Ballots Cast: 446)									
STATE TREASURER, Vote For 1									
	Allison BALL	0	0.00%	0	0.00%	312	72.06%	312	72.06%
	Rick NELSON	0	0.00%	0	0.00%	121	27.94%	121	27.94%
	Cast Votes:	0	0.00%	0	0.00%	433	97.09%	433	97.09%
	Over Votes:	0	0.00%	0	0.00%	0	0.00%	0	0.00%
	Under Votes:	0	0.00%	0	0.00%	13	2.91%	13	2.91%
COMMISSIONER of AGRICULTURE, Vote For 1									
	Ryan F. QUARLES	0	0.00%	0	0.00%	310	72.26%	310	72.26%
	Jean-Marie LAWSON SPANN	0	0.00%	0	0.00%	119	27.74%	119	27.74%
	Cast Votes:	0	0.00%	0	0.00%	429	96.19%	429	96.19%
	Over Votes:	0	0.00%	0	0.00%	0	0.00%	0	0.00%
	Under Votes:	0	0.00%	0	0.00%	17	3.81%	17	3.81%

Party	Candidate	Absentee		Early		Election		Total	
Precinct B131 (Ballots Cast: 193)									
STRAIGHT PARTY, Vote For 1									
	Republican Party	0	0.00%	0	0.00%	67	66.34%	67	66.34%
	Democratic Party	0	0.00%	0	0.00%	34	33.66%	34	33.66%
	Cast Votes:	0	0.00%	0	0.00%	101	52.33%	101	52.33%
	Over Votes:	0	0.00%	0	0.00%	0	0.00%	0	0.00%
	Under Votes:	0	0.00%	0	0.00%	92	47.67%	92	47.67%
GOVERNOR and LIEUTENANT GOVERNOR, Vote For 1									
	Matt BEVIN Jenean HAMPTON	0	0.00%	0	0.00%	111	57.51%	111	57.51%
	Jack CONWAY Sannie OVERLY	0	0.00%	0	0.00%	70	36.27%	70	36.27%
	Drew CURTIS Heather CURTIS	0	0.00%	0	0.00%	12	6.22%	12	6.22%
	Gatewood B. GATEWOOD Elisabeth ANDERSON (W)	0	0.00%	0	0.00%	0	0.00%	0	0.00%
	GALBRAITH (W)	0	0.00%	0	0.00%	0	0.00%	0	0.00%
	Blackii Effing WHYTE Philip JACOBS (W)	0	0.00%	0	0.00%	0	0.00%	0	0.00%
	Cast Votes:	0	0.00%	0	0.00%	193	100.00%	193	100.00%
	Over Votes:	0	0.00%	0	0.00%	0	0.00%	0	0.00%
	Under Votes:	0	0.00%	0	0.00%	0	0.00%	0	0.00%
SECRETARY of STATE, Vote For 1									
	Stephen L. KNIPPER	0	0.00%	0	0.00%	114	59.38%	114	59.38%
	Alison Lundergan GRIMES	0	0.00%	0	0.00%	78	40.63%	78	40.63%
	Cast Votes:	0	0.00%	0	0.00%	192	99.48%	192	99.48%
	Over Votes:	0	0.00%	0	0.00%	0	0.00%	0	0.00%
	Under Votes:	0	0.00%	0	0.00%	1	0.52%	1	0.52%
ATTORNEY GENERAL, Vote For 1									
	Whitney H. WESTERFIELD	0	0.00%	0	0.00%	101	53.72%	101	53.72%
	Andy BESHEAR	0	0.00%	0	0.00%	87	46.28%	87	46.28%
	Cast Votes:	0	0.00%	0	0.00%	188	97.41%	188	97.41%
	Over Votes:	0	0.00%	0	0.00%	0	0.00%	0	0.00%
	Under Votes:	0	0.00%	0	0.00%	5	2.59%	5	2.59%
AUDITOR of PUBLIC ACCOUNTS, Vote For 1									
	Mike HARMON	0	0.00%	0	0.00%	118	63.10%	118	63.10%
	Adam H. EDELEN	0	0.00%	0	0.00%	69	36.90%	69	36.90%
	Cast Votes:	0	0.00%	0	0.00%	187	96.89%	187	96.89%
	Over Votes:	0	0.00%	0	0.00%	0	0.00%	0	0.00%
	Under Votes:	0	0.00%	0	0.00%	6	3.11%	6	3.11%

Total Number of Voters : 31,674 of 0 = 0.00%

Precincts Reporting 108 of 108 = 100.00%

Party	Candidate	Absentee		Early		Election		Total	
Precinct B131 (Ballots Cast: 193)									
STATE TREASURER, Vote For 1									
	Allison BALL	0	0.00%	0	0.00%	122	64.89%	122	64.89%
	Rick NELSON	0	0.00%	0	0.00%	66	35.11%	66	35.11%
	Cast Votes:	0	0.00%	0	0.00%	188	97.41%	188	97.41%
	Over Votes:	0	0.00%	0	0.00%	0	0.00%	0	0.00%
	Under Votes:	0	0.00%	0	0.00%	5	2.59%	5	2.59%
COMMISSIONER of AGRICULTURE, Vote For 1									
	Ryan F. QUARLES	0	0.00%	0	0.00%	112	59.26%	112	59.26%
	Jean-Marie LAWSON SPANN	0	0.00%	0	0.00%	77	40.74%	77	40.74%
	Cast Votes:	0	0.00%	0	0.00%	189	97.93%	189	97.93%
	Over Votes:	0	0.00%	0	0.00%	0	0.00%	0	0.00%
	Under Votes:	0	0.00%	0	0.00%	4	2.07%	4	2.07%

Party	Candidate	Absentee		Early		Election		Total	
Precinct B132 (Ballots Cast: 530)									
STRAIGHT PARTY, Vote For 1									
	Republican Party	0	0.00%	0	0.00%	175	67.57%	175	67.57%
	Democratic Party	0	0.00%	0	0.00%	84	32.43%	84	32.43%
	Cast Votes:	0	0.00%	0	0.00%	259	48.87%	259	48.87%
	Over Votes:	0	0.00%	0	0.00%	0	0.00%	0	0.00%
	Under Votes:	0	0.00%	0	0.00%	271	51.13%	271	51.13%
GOVERNOR and LIEUTENANT GOVERNOR, Vote For 1									
	Matt BEVIN Jenean HAMPTON	0	0.00%	0	0.00%	311	59.35%	311	59.35%
	Jack CONWAY Sannie OVERLY	0	0.00%	0	0.00%	200	38.17%	200	38.17%
	Drew CURTIS Heather CURTIS	0	0.00%	0	0.00%	13	2.48%	13	2.48%
	Gatewood B. GATEWOOD Elisabeth ANDERSON (W)	0	0.00%	0	0.00%	0	0.00%	0	0.00%
	GALBRAITH (W)	0	0.00%	0	0.00%	0	0.00%	0	0.00%
	Blackii Effing WHYTE Philip JACOBS (W)	0	0.00%	0	0.00%	0	0.00%	0	0.00%
	Cast Votes:	0	0.00%	0	0.00%	524	98.87%	524	98.87%
	Over Votes:	0	0.00%	0	0.00%	0	0.00%	0	0.00%
	Under Votes:	0	0.00%	0	0.00%	6	1.13%	6	1.13%
SECRETARY of STATE, Vote For 1									
	Stephen L. KNIPPER	0	0.00%	0	0.00%	308	59.46%	308	59.46%
	Alison Lundergan GRIMES	0	0.00%	0	0.00%	210	40.54%	210	40.54%
	Cast Votes:	0	0.00%	0	0.00%	518	97.74%	518	97.74%
	Over Votes:	0	0.00%	0	0.00%	0	0.00%	0	0.00%
	Under Votes:	0	0.00%	0	0.00%	12	2.26%	12	2.26%
ATTORNEY GENERAL, Vote For 1									
	Whitney H. WESTERFIELD	0	0.00%	0	0.00%	286	55.21%	286	55.21%
	Andy BESHEAR	0	0.00%	0	0.00%	232	44.79%	232	44.79%
	Cast Votes:	0	0.00%	0	0.00%	518	97.74%	518	97.74%
	Over Votes:	0	0.00%	0	0.00%	0	0.00%	0	0.00%
	Under Votes:	0	0.00%	0	0.00%	12	2.26%	12	2.26%
AUDITOR of PUBLIC ACCOUNTS, Vote For 1									
	Mike HARMON	0	0.00%	0	0.00%	348	68.50%	348	68.50%
	Adam H. EDELEN	0	0.00%	0	0.00%	160	31.50%	160	31.50%
	Cast Votes:	0	0.00%	0	0.00%	508	95.85%	508	95.85%
	Over Votes:	0	0.00%	0	0.00%	0	0.00%	0	0.00%
	Under Votes:	0	0.00%	0	0.00%	22	4.15%	22	4.15%

Total Number of Voters : 31,674 of 0 = 0.00%

Precincts Reporting 108 of 108 = 100.00%

Party	Candidate	Absentee		Early		Election		Total	
Precinct B132 (Ballots Cast: 530)									
STATE TREASURER, Vote For 1									
	Allison BALL	0	0.00%	0	0.00%	363	71.04%	363	71.04%
	Rick NELSON	0	0.00%	0	0.00%	148	28.96%	148	28.96%
	Cast Votes:	0	0.00%	0	0.00%	511	96.42%	511	96.42%
	Over Votes:	0	0.00%	0	0.00%	0	0.00%	0	0.00%
	Under Votes:	0	0.00%	0	0.00%	19	3.58%	19	3.58%
COMMISSIONER of AGRICULTURE, Vote For 1									
	Ryan F. QUARLES	0	0.00%	0	0.00%	351	68.96%	351	68.96%
	Jean-Marie LAWSON SPANN	0	0.00%	0	0.00%	158	31.04%	158	31.04%
	Cast Votes:	0	0.00%	0	0.00%	509	96.04%	509	96.04%
	Over Votes:	0	0.00%	0	0.00%	0	0.00%	0	0.00%
	Under Votes:	0	0.00%	0	0.00%	21	3.96%	21	3.96%

Party	Candidate	Absentee		Early		Election		Total	
Precinct B133 (Ballots Cast: 370)									
STRAIGHT PARTY, Vote For 1									
	Republican Party	0	0.00%	0	0.00%	139	71.28%	139	71.28%
	Democratic Party	0	0.00%	0	0.00%	56	28.72%	56	28.72%
	Cast Votes:	0	0.00%	0	0.00%	195	52.70%	195	52.70%
	Over Votes:	0	0.00%	0	0.00%	0	0.00%	0	0.00%
	Under Votes:	0	0.00%	0	0.00%	175	47.30%	175	47.30%
GOVERNOR and LIEUTENANT GOVERNOR, Vote For 1									
	Matt BEVIN Jenean HAMPTON	0	0.00%	0	0.00%	222	60.66%	222	60.66%
	Jack CONWAY Sannie OVERLY	0	0.00%	0	0.00%	121	33.06%	121	33.06%
	Drew CURTIS Heather CURTIS	0	0.00%	0	0.00%	23	6.28%	23	6.28%
	Gatewood B. GATEWOOD Elisabeth ANDERSON (W)	0	0.00%	0	0.00%	0	0.00%	0	0.00%
	GALBRAITH (W)	0	0.00%	0	0.00%	0	0.00%	0	0.00%
	Blackii Effing WHYTE Philip JACOBS (W)	0	0.00%	0	0.00%	0	0.00%	0	0.00%
	Cast Votes:	0	0.00%	0	0.00%	366	98.92%	366	98.92%
	Over Votes:	0	0.00%	0	0.00%	0	0.00%	0	0.00%
	Under Votes:	0	0.00%	0	0.00%	4	1.08%	4	1.08%
SECRETARY of STATE, Vote For 1									
	Stephen L. KNIPPER	0	0.00%	0	0.00%	248	68.32%	248	68.32%
	Alison Lundergan GRIMES	0	0.00%	0	0.00%	115	31.68%	115	31.68%
	Cast Votes:	0	0.00%	0	0.00%	363	98.11%	363	98.11%
	Over Votes:	0	0.00%	0	0.00%	0	0.00%	0	0.00%
	Under Votes:	0	0.00%	0	0.00%	7	1.89%	7	1.89%
ATTORNEY GENERAL, Vote For 1									
	Whitney H. WESTERFIELD	0	0.00%	0	0.00%	202	56.27%	202	56.27%
	Andy BESHEAR	0	0.00%	0	0.00%	157	43.73%	157	43.73%
	Cast Votes:	0	0.00%	0	0.00%	359	97.03%	359	97.03%
	Over Votes:	0	0.00%	0	0.00%	0	0.00%	0	0.00%
	Under Votes:	0	0.00%	0	0.00%	11	2.97%	11	2.97%
AUDITOR of PUBLIC ACCOUNTS, Vote For 1									
	Mike HARMON	0	0.00%	0	0.00%	244	69.12%	244	69.12%
	Adam H. EDELEN	0	0.00%	0	0.00%	109	30.88%	109	30.88%
	Cast Votes:	0	0.00%	0	0.00%	353	95.41%	353	95.41%
	Over Votes:	0	0.00%	0	0.00%	0	0.00%	0	0.00%
	Under Votes:	0	0.00%	0	0.00%	17	4.59%	17	4.59%

Total Number of Voters : 31,674 of 0 = 0.00%

Precincts Reporting 108 of 108 = 100.00%

Party	Candidate	Absentee		Early		Election		Total	
Precinct B133 (Ballots Cast: 370)									
STATE TREASURER, Vote For 1									
	Allison BALL	0	0.00%	0	0.00%	246	68.91%	246	68.91%
	Rick NELSON	0	0.00%	0	0.00%	111	31.09%	111	31.09%
	Cast Votes:	0	0.00%	0	0.00%	357	96.49%	357	96.49%
	Over Votes:	0	0.00%	0	0.00%	0	0.00%	0	0.00%
	Under Votes:	0	0.00%	0	0.00%	13	3.51%	13	3.51%
COMMISSIONER of AGRICULTURE, Vote For 1									
	Ryan F. QUARLES	0	0.00%	0	0.00%	244	68.35%	244	68.35%
	Jean-Marie LAWSON SPANN	0	0.00%	0	0.00%	113	31.65%	113	31.65%
	Cast Votes:	0	0.00%	0	0.00%	357	96.49%	357	96.49%
	Over Votes:	0	0.00%	0	0.00%	0	0.00%	0	0.00%
	Under Votes:	0	0.00%	0	0.00%	13	3.51%	13	3.51%

Party	Candidate	Absentee		Early		Election		Total	
Precinct B134 (Ballots Cast: 149)									
STRAIGHT PARTY, Vote For 1									
	Republican Party	0	0.00%	0	0.00%	42	59.15%	42	59.15%
	Democratic Party	0	0.00%	0	0.00%	29	40.85%	29	40.85%
	Cast Votes:	0	0.00%	0	0.00%	71	47.65%	71	47.65%
	Over Votes:	0	0.00%	0	0.00%	0	0.00%	0	0.00%
	Under Votes:	0	0.00%	0	0.00%	78	52.35%	78	52.35%
GOVERNOR and LIEUTENANT GOVERNOR, Vote For 1									
	Matt BEVIN Jenean HAMPTON	0	0.00%	0	0.00%	80	53.69%	80	53.69%
	Jack CONWAY Sannie OVERLY	0	0.00%	0	0.00%	60	40.27%	60	40.27%
	Drew CURTIS Heather CURTIS	0	0.00%	0	0.00%	9	6.04%	9	6.04%
	Gatewood B. GATEWOOD Elisabeth ANDERSON (W)	0	0.00%	0	0.00%	0	0.00%	0	0.00%
	GALBRAITH (W)	0	0.00%	0	0.00%	0	0.00%	0	0.00%
	Blackii Effing WHYTE Philip JACOBS (W)	0	0.00%	0	0.00%	0	0.00%	0	0.00%
	Cast Votes:	0	0.00%	0	0.00%	149	100.00%	149	100.00%
	Over Votes:	0	0.00%	0	0.00%	0	0.00%	0	0.00%
	Under Votes:	0	0.00%	0	0.00%	0	0.00%	0	0.00%
SECRETARY of STATE, Vote For 1									
	Stephen L. KNIPPER	0	0.00%	0	0.00%	85	57.43%	85	57.43%
	Alison Lundergan GRIMES	0	0.00%	0	0.00%	63	42.57%	63	42.57%
	Cast Votes:	0	0.00%	0	0.00%	148	99.33%	148	99.33%
	Over Votes:	0	0.00%	0	0.00%	0	0.00%	0	0.00%
	Under Votes:	0	0.00%	0	0.00%	1	0.67%	1	0.67%
ATTORNEY GENERAL, Vote For 1									
	Whitney H. WESTERFIELD	0	0.00%	0	0.00%	77	52.38%	77	52.38%
	Andy BESHEAR	0	0.00%	0	0.00%	70	47.62%	70	47.62%
	Cast Votes:	0	0.00%	0	0.00%	147	98.66%	147	98.66%
	Over Votes:	0	0.00%	0	0.00%	0	0.00%	0	0.00%
	Under Votes:	0	0.00%	0	0.00%	2	1.34%	2	1.34%
AUDITOR of PUBLIC ACCOUNTS, Vote For 1									
	Mike HARMON	0	0.00%	0	0.00%	90	61.64%	90	61.64%
	Adam H. EDELEN	0	0.00%	0	0.00%	56	38.36%	56	38.36%
	Cast Votes:	0	0.00%	0	0.00%	146	97.99%	146	97.99%
	Over Votes:	0	0.00%	0	0.00%	0	0.00%	0	0.00%
	Under Votes:	0	0.00%	0	0.00%	3	2.01%	3	2.01%

Total Number of Voters : 31,674 of 0 = 0.00%

Precincts Reporting 108 of 108 = 100.00%

Party	Candidate	Absentee		Early		Election		Total	
Precinct B134 (Ballots Cast: 149)									
STATE TREASURER, Vote For 1									
	Allison BALL	0	0.00%	0	0.00%	89	61.38%	89	61.38%
	Rick NELSON	0	0.00%	0	0.00%	56	38.62%	56	38.62%
	Cast Votes:	0	0.00%	0	0.00%	145	97.32%	145	97.32%
	Over Votes:	0	0.00%	0	0.00%	0	0.00%	0	0.00%
	Under Votes:	0	0.00%	0	0.00%	4	2.68%	4	2.68%
COMMISSIONER of AGRICULTURE, Vote For 1									
	Ryan F. QUARLES	0	0.00%	0	0.00%	92	62.59%	92	62.59%
	Jean-Marie LAWSON SPANN	0	0.00%	0	0.00%	55	37.41%	55	37.41%
	Cast Votes:	0	0.00%	0	0.00%	147	98.66%	147	98.66%
	Over Votes:	0	0.00%	0	0.00%	0	0.00%	0	0.00%
	Under Votes:	0	0.00%	0	0.00%	2	1.34%	2	1.34%

Party	Candidate	Absentee		Early		Election		Total	
Precinct B136 (Ballots Cast: 500)									
STRAIGHT PARTY, Vote For 1									
	Republican Party	0	0.00%	0	0.00%	173	77.23%	173	77.23%
	Democratic Party	0	0.00%	0	0.00%	51	22.77%	51	22.77%
	Cast Votes:	0	0.00%	0	0.00%	224	44.80%	224	44.80%
	Over Votes:	0	0.00%	0	0.00%	0	0.00%	0	0.00%
	Under Votes:	0	0.00%	0	0.00%	276	55.20%	276	55.20%
GOVERNOR and LIEUTENANT GOVERNOR, Vote For 1									
	Matt BEVIN Jenean HAMPTON	0	0.00%	0	0.00%	327	65.53%	327	65.53%
	Jack CONWAY Sannie OVERLY	0	0.00%	0	0.00%	154	30.86%	154	30.86%
	Drew CURTIS Heather CURTIS	0	0.00%	0	0.00%	18	3.61%	18	3.61%
	Gatewood B. GATEWOOD Elisabeth ANDERSON (W)	0	0.00%	0	0.00%	0	0.00%	0	0.00%
	GALBRAITH (W)	0	0.00%	0	0.00%	0	0.00%	0	0.00%
	Blackii Effing WHYTE Philip JACOBS (W)	0	0.00%	0	0.00%	0	0.00%	0	0.00%
	Cast Votes:	0	0.00%	0	0.00%	499	99.80%	499	99.80%
	Over Votes:	0	0.00%	0	0.00%	0	0.00%	0	0.00%
	Under Votes:	0	0.00%	0	0.00%	1	0.20%	1	0.20%
SECRETARY of STATE, Vote For 1									
	Stephen L. KNIPPER	0	0.00%	0	0.00%	334	67.34%	334	67.34%
	Alison Lundergan GRIMES	0	0.00%	0	0.00%	162	32.66%	162	32.66%
	Cast Votes:	0	0.00%	0	0.00%	496	99.20%	496	99.20%
	Over Votes:	0	0.00%	0	0.00%	0	0.00%	0	0.00%
	Under Votes:	0	0.00%	0	0.00%	4	0.80%	4	0.80%
ATTORNEY GENERAL, Vote For 1									
	Whitney H. WESTERFIELD	0	0.00%	0	0.00%	298	61.07%	298	61.07%
	Andy BESHEAR	0	0.00%	0	0.00%	190	38.93%	190	38.93%
	Cast Votes:	0	0.00%	0	0.00%	488	97.60%	488	97.60%
	Over Votes:	0	0.00%	0	0.00%	0	0.00%	0	0.00%
	Under Votes:	0	0.00%	0	0.00%	12	2.40%	12	2.40%
AUDITOR of PUBLIC ACCOUNTS, Vote For 1									
	Mike HARMON	0	0.00%	0	0.00%	349	72.56%	349	72.56%
	Adam H. EDELEN	0	0.00%	0	0.00%	132	27.44%	132	27.44%
	Cast Votes:	0	0.00%	0	0.00%	481	96.20%	481	96.20%
	Over Votes:	0	0.00%	0	0.00%	0	0.00%	0	0.00%
	Under Votes:	0	0.00%	0	0.00%	19	3.80%	19	3.80%

Total Number of Voters : 31,674 of 0 = 0.00%

Precincts Reporting 108 of 108 = 100.00%

Party	Candidate	Absentee		Early		Election		Total	
Precinct B136 (Ballots Cast: 500)									
STATE TREASURER, Vote For 1									
	Allison BALL	0	0.00%	0	0.00%	357	73.16%	357	73.16%
	Rick NELSON	0	0.00%	0	0.00%	131	26.84%	131	26.84%
	Cast Votes:	0	0.00%	0	0.00%	488	97.60%	488	97.60%
	Over Votes:	0	0.00%	0	0.00%	0	0.00%	0	0.00%
	Under Votes:	0	0.00%	0	0.00%	12	2.40%	12	2.40%
COMMISSIONER of AGRICULTURE, Vote For 1									
	Ryan F. QUARLES	0	0.00%	0	0.00%	337	70.35%	337	70.35%
	Jean-Marie LAWSON SPANN	0	0.00%	0	0.00%	142	29.65%	142	29.65%
	Cast Votes:	0	0.00%	0	0.00%	479	95.80%	479	95.80%
	Over Votes:	0	0.00%	0	0.00%	0	0.00%	0	0.00%
	Under Votes:	0	0.00%	0	0.00%	21	4.20%	21	4.20%

Party	Candidate	Absentee		Early		Election		Total	
Precinct B137 (Ballots Cast: 496)									
STRAIGHT PARTY, Vote For 1									
	Republican Party	0	0.00%	0	0.00%	195	72.22%	195	72.22%
	Democratic Party	0	0.00%	0	0.00%	75	27.78%	75	27.78%
	Cast Votes:	0	0.00%	0	0.00%	270	54.44%	270	54.44%
	Over Votes:	0	0.00%	0	0.00%	0	0.00%	0	0.00%
	Under Votes:	0	0.00%	0	0.00%	226	45.56%	226	45.56%
GOVERNOR and LIEUTENANT GOVERNOR, Vote For 1									
	Matt BEVIN Jenean HAMPTON	0	0.00%	0	0.00%	330	66.67%	330	66.67%
	Jack CONWAY Sannie OVERLY	0	0.00%	0	0.00%	152	30.71%	152	30.71%
	Drew CURTIS Heather CURTIS	0	0.00%	0	0.00%	13	2.63%	13	2.63%
	Gatewood B. GATEWOOD Elisabeth ANDERSON (W)	0	0.00%	0	0.00%	0	0.00%	0	0.00%
	GALBRAITH (W)	0	0.00%	0	0.00%	0	0.00%	0	0.00%
	Blackii Effing WHYTE Philip JACOBS (W)	0	0.00%	0	0.00%	0	0.00%	0	0.00%
	Cast Votes:	0	0.00%	0	0.00%	495	99.80%	495	99.80%
	Over Votes:	0	0.00%	0	0.00%	0	0.00%	0	0.00%
	Under Votes:	0	0.00%	0	0.00%	1	0.20%	1	0.20%
SECRETARY of STATE, Vote For 1									
	Stephen L. KNIPPER	0	0.00%	0	0.00%	333	67.55%	333	67.55%
	Alison Lundergan GRIMES	0	0.00%	0	0.00%	160	32.45%	160	32.45%
	Cast Votes:	0	0.00%	0	0.00%	493	99.40%	493	99.40%
	Over Votes:	0	0.00%	0	0.00%	0	0.00%	0	0.00%
	Under Votes:	0	0.00%	0	0.00%	3	0.60%	3	0.60%
ATTORNEY GENERAL, Vote For 1									
	Whitney H. WESTERFIELD	0	0.00%	0	0.00%	301	62.19%	301	62.19%
	Andy BESHEAR	0	0.00%	0	0.00%	183	37.81%	183	37.81%
	Cast Votes:	0	0.00%	0	0.00%	484	97.58%	484	97.58%
	Over Votes:	0	0.00%	0	0.00%	0	0.00%	0	0.00%
	Under Votes:	0	0.00%	0	0.00%	12	2.42%	12	2.42%
AUDITOR of PUBLIC ACCOUNTS, Vote For 1									
	Mike HARMON	0	0.00%	0	0.00%	345	72.63%	345	72.63%
	Adam H. EDELEN	0	0.00%	0	0.00%	130	27.37%	130	27.37%
	Cast Votes:	0	0.00%	0	0.00%	475	95.77%	475	95.77%
	Over Votes:	0	0.00%	0	0.00%	0	0.00%	0	0.00%
	Under Votes:	0	0.00%	0	0.00%	21	4.23%	21	4.23%

Total Number of Voters : 31,674 of 0 = 0.00%

Precincts Reporting 108 of 108 = 100.00%

Party	Candidate	Absentee		Early		Election		Total	
Precinct B137 (Ballots Cast: 496)									
STATE TREASURER, Vote For 1									
	Allison BALL	0	0.00%	0	0.00%	353	73.39%	353	73.39%
	Rick NELSON	0	0.00%	0	0.00%	128	26.61%	128	26.61%
	Cast Votes:	0	0.00%	0	0.00%	481	96.98%	481	96.98%
	Over Votes:	0	0.00%	0	0.00%	0	0.00%	0	0.00%
	Under Votes:	0	0.00%	0	0.00%	15	3.02%	15	3.02%
COMMISSIONER of AGRICULTURE, Vote For 1									
	Ryan F. QUARLES	0	0.00%	0	0.00%	348	72.96%	348	72.96%
	Jean-Marie LAWSON SPANN	0	0.00%	0	0.00%	129	27.04%	129	27.04%
	Cast Votes:	0	0.00%	0	0.00%	477	96.17%	477	96.17%
	Over Votes:	0	0.00%	0	0.00%	0	0.00%	0	0.00%
	Under Votes:	0	0.00%	0	0.00%	19	3.83%	19	3.83%

Total Number of Voters : 31,674 of 0 = 0.00%

Precincts Reporting 108 of 108 = 100.00%

Party	Candidate	Absentee		Early		Election		Total	
Precinct B140 (Ballots Cast: 300)									
STRAIGHT PARTY, Vote For 1									
	Republican Party	0	0.00%	0	0.00%	106	69.28%	106	69.28%
	Democratic Party	0	0.00%	0	0.00%	47	30.72%	47	30.72%
	Cast Votes:	0	0.00%	0	0.00%	153	51.00%	153	51.00%
	Over Votes:	0	0.00%	0	0.00%	0	0.00%	0	0.00%
	Under Votes:	0	0.00%	0	0.00%	147	49.00%	147	49.00%
GOVERNOR and LIEUTENANT GOVERNOR, Vote For 1									
	Matt BEVIN Jenean HAMPTON	0	0.00%	0	0.00%	173	57.67%	173	57.67%
	Jack CONWAY Sannie OVERLY	0	0.00%	0	0.00%	117	39.00%	117	39.00%
	Drew CURTIS Heather CURTIS	0	0.00%	0	0.00%	10	3.33%	10	3.33%
	Gatewood B. GATEWOOD Elisabeth ANDERSON (W)	0	0.00%	0	0.00%	0	0.00%	0	0.00%
	GALBRAITH (W)	0	0.00%	0	0.00%	0	0.00%	0	0.00%
	Blackii Effing WHYTE Philip JACOBS (W)	0	0.00%	0	0.00%	0	0.00%	0	0.00%
	Cast Votes:	0	0.00%	0	0.00%	300	100.00%	300	100.00%
	Over Votes:	0	0.00%	0	0.00%	0	0.00%	0	0.00%
	Under Votes:	0	0.00%	0	0.00%	0	0.00%	0	0.00%
SECRETARY of STATE, Vote For 1									
	Stephen L. KNIPPER	0	0.00%	0	0.00%	181	61.15%	181	61.15%
	Alison Lundergan GRIMES	0	0.00%	0	0.00%	115	38.85%	115	38.85%
	Cast Votes:	0	0.00%	0	0.00%	296	98.67%	296	98.67%
	Over Votes:	0	0.00%	0	0.00%	0	0.00%	0	0.00%
	Under Votes:	0	0.00%	0	0.00%	4	1.33%	4	1.33%
ATTORNEY GENERAL, Vote For 1									
	Whitney H. WESTERFIELD	0	0.00%	0	0.00%	162	55.10%	162	55.10%
	Andy BESHEAR	0	0.00%	0	0.00%	132	44.90%	132	44.90%
	Cast Votes:	0	0.00%	0	0.00%	294	98.00%	294	98.00%
	Over Votes:	0	0.00%	0	0.00%	0	0.00%	0	0.00%
	Under Votes:	0	0.00%	0	0.00%	6	2.00%	6	2.00%
AUDITOR of PUBLIC ACCOUNTS, Vote For 1									
	Mike HARMON	0	0.00%	0	0.00%	195	67.01%	195	67.01%
	Adam H. EDELEN	0	0.00%	0	0.00%	96	32.99%	96	32.99%
	Cast Votes:	0	0.00%	0	0.00%	291	97.00%	291	97.00%
	Over Votes:	0	0.00%	0	0.00%	0	0.00%	0	0.00%
	Under Votes:	0	0.00%	0	0.00%	9	3.00%	9	3.00%

Precinct Report — Unofficial

GENERAL ELECTION HELD ON — OFFICIAL BALLOT FOR KENTON COUNTY — November 03, 2015

11/04/2015 02:04 PM

Total Number of Voters : 31,674 of 0 = 0.00%

Precincts Reporting 108 of 108 = 100.00%

Party	Candidate	Absentee		Early		Election		Total	
Precinct B140 (Ballots Cast: 300)									
STATE TREASURER, Vote For 1									
	Allison BALL	0	0.00%	0	0.00%	196	67.35%	196	67.35%
	Rick NELSON	0	0.00%	0	0.00%	95	32.65%	95	32.65%
	Cast Votes:	0	0.00%	0	0.00%	291	97.00%	291	97.00%
	Over Votes:	0	0.00%	0	0.00%	0	0.00%	0	0.00%
	Under Votes:	0	0.00%	0	0.00%	9	3.00%	9	3.00%
COMMISSIONER of AGRICULTURE, Vote For 1									
	Ryan F. QUARLES	0	0.00%	0	0.00%	185	64.01%	185	64.01%
	Jean-Marie LAWSON SPANN	0	0.00%	0	0.00%	104	35.99%	104	35.99%
	Cast Votes:	0	0.00%	0	0.00%	289	96.33%	289	96.33%
	Over Votes:	0	0.00%	0	0.00%	0	0.00%	0	0.00%
	Under Votes:	0	0.00%	0	0.00%	11	3.67%	11	3.67%

Total Number of Voters : 31,674 of 0 = 0.00%

Precincts Reporting 108 of 108 = 100.00%

Party	Candidate	Absentee		Early		Election		Total	
Precinct C127 (Ballots Cast: 419)									
STRAIGHT PARTY, Vote For 1									
	Republican Party	0	0.00%	0	0.00%	146	70.87%	146	70.87%
	Democratic Party	0	0.00%	0	0.00%	60	29.13%	60	29.13%
	Cast Votes:	0	0.00%	0	0.00%	206	49.16%	206	49.16%
	Over Votes:	0	0.00%	0	0.00%	0	0.00%	0	0.00%
	Under Votes:	0	0.00%	0	0.00%	213	50.84%	213	50.84%
GOVERNOR and LIEUTENANT GOVERNOR, Vote For 1									
	Matt BEVIN Jenean HAMPTON	0	0.00%	0	0.00%	253	61.11%	253	61.11%
	Jack CONWAY Sannie OVERLY	0	0.00%	0	0.00%	152	36.71%	152	36.71%
	Drew CURTIS Heather CURTIS	0	0.00%	0	0.00%	9	2.17%	9	2.17%
	Gatewood B. GATEWOOD Elisabeth ANDERSON (W)	0	0.00%	0	0.00%	0	0.00%	0	0.00%
	GALBRAITH (W)	0	0.00%	0	0.00%	0	0.00%	0	0.00%
	Blackii Effing WHYTE Philip JACOBS (W)	0	0.00%	0	0.00%	0	0.00%	0	0.00%
	Cast Votes:	0	0.00%	0	0.00%	414	98.81%	414	98.81%
	Over Votes:	0	0.00%	0	0.00%	0	0.00%	0	0.00%
	Under Votes:	0	0.00%	0	0.00%	5	1.19%	5	1.19%
SECRETARY of STATE, Vote For 1									
	Stephen L. KNIPPER	0	0.00%	0	0.00%	267	63.88%	267	63.88%
	Alison Lundergan GRIMES	0	0.00%	0	0.00%	151	36.12%	151	36.12%
	Cast Votes:	0	0.00%	0	0.00%	418	99.76%	418	99.76%
	Over Votes:	0	0.00%	0	0.00%	0	0.00%	0	0.00%
	Under Votes:	0	0.00%	0	0.00%	1	0.24%	1	0.24%
ATTORNEY GENERAL, Vote For 1									
	Whitney H. WESTERFIELD	0	0.00%	0	0.00%	235	57.32%	235	57.32%
	Andy BESHEAR	0	0.00%	0	0.00%	175	42.68%	175	42.68%
	Cast Votes:	0	0.00%	0	0.00%	410	97.85%	410	97.85%
	Over Votes:	0	0.00%	0	0.00%	0	0.00%	0	0.00%
	Under Votes:	0	0.00%	0	0.00%	9	2.15%	9	2.15%
AUDITOR of PUBLIC ACCOUNTS, Vote For 1									
	Mike HARMON	0	0.00%	0	0.00%	272	67.49%	272	67.49%
	Adam H. EDELEN	0	0.00%	0	0.00%	131	32.51%	131	32.51%
	Cast Votes:	0	0.00%	0	0.00%	403	96.18%	403	96.18%
	Over Votes:	0	0.00%	0	0.00%	0	0.00%	0	0.00%
	Under Votes:	0	0.00%	0	0.00%	16	3.82%	16	3.82%

Total Number of Voters : 31,674 of 0 = 0.00%

Precincts Reporting 108 of 108 = 100.00%

Party	Candidate	Absentee		Early		Election		Total	
Precinct C127 (Ballots Cast: 419)									
STATE TREASURER, Vote For 1									
	Allison BALL	0	0.00%	0	0.00%	288	71.11%	288	71.11%
	Rick NELSON	0	0.00%	0	0.00%	117	28.89%	117	28.89%
	Cast Votes:	0	0.00%	0	0.00%	405	96.66%	405	96.66%
	Over Votes:	0	0.00%	0	0.00%	0	0.00%	0	0.00%
	Under Votes:	0	0.00%	0	0.00%	14	3.34%	14	3.34%
COMMISSIONER of AGRICULTURE, Vote For 1									
	Ryan F. QUARLES	0	0.00%	0	0.00%	272	67.16%	272	67.16%
	Jean-Marie LAWSON SPANN	0	0.00%	0	0.00%	133	32.84%	133	32.84%
	Cast Votes:	0	0.00%	0	0.00%	405	96.66%	405	96.66%
	Over Votes:	0	0.00%	0	0.00%	0	0.00%	0	0.00%
	Under Votes:	0	0.00%	0	0.00%	14	3.34%	14	3.34%

Total Number of Voters : 31,674 of 0 = 0.00%

Precincts Reporting 108 of 108 = 100.00%

Party	Candidate	Absentee		Early		Election		Total	
Precinct C128 (Ballots Cast: 321)									
STRAIGHT PARTY, Vote For 1									
	Republican Party	0	0.00%	0	0.00%	100	68.97%	100	68.97%
	Democratic Party	0	0.00%	0	0.00%	45	31.03%	45	31.03%
	Cast Votes:	0	0.00%	0	0.00%	145	45.17%	145	45.17%
	Over Votes:	0	0.00%	0	0.00%	0	0.00%	0	0.00%
	Under Votes:	0	0.00%	0	0.00%	176	54.83%	176	54.83%
GOVERNOR and LIEUTENANT GOVERNOR, Vote For 1									
	Matt BEVIN Jenean HAMPTON	0	0.00%	0	0.00%	190	59.56%	190	59.56%
	Jack CONWAY Sannie OVERLY	0	0.00%	0	0.00%	112	35.11%	112	35.11%
	Drew CURTIS Heather CURTIS	0	0.00%	0	0.00%	17	5.33%	17	5.33%
	Gatewood B. GATEWOOD Elisabeth ANDERSON (W)	0	0.00%	0	0.00%	0	0.00%	0	0.00%
	GALBRAITH (W)	0	0.00%	0	0.00%	0	0.00%	0	0.00%
	Blackii Effing WHYTE Philip JACOBS (W)	0	0.00%	0	0.00%	0	0.00%	0	0.00%
	Cast Votes:	0	0.00%	0	0.00%	319	99.38%	319	99.38%
	Over Votes:	0	0.00%	0	0.00%	0	0.00%	0	0.00%
	Under Votes:	0	0.00%	0	0.00%	2	0.62%	2	0.62%
SECRETARY of STATE, Vote For 1									
	Stephen L. KNIPPER	0	0.00%	0	0.00%	203	63.84%	203	63.84%
	Alison Lundergan GRIMES	0	0.00%	0	0.00%	115	36.16%	115	36.16%
	Cast Votes:	0	0.00%	0	0.00%	318	99.07%	318	99.07%
	Over Votes:	0	0.00%	0	0.00%	0	0.00%	0	0.00%
	Under Votes:	0	0.00%	0	0.00%	3	0.93%	3	0.93%
ATTORNEY GENERAL, Vote For 1									
	Whitney H. WESTERFIELD	0	0.00%	0	0.00%	190	60.32%	190	60.32%
	Andy BESHEAR	0	0.00%	0	0.00%	125	39.68%	125	39.68%
	Cast Votes:	0	0.00%	0	0.00%	315	98.13%	315	98.13%
	Over Votes:	0	0.00%	0	0.00%	0	0.00%	0	0.00%
	Under Votes:	0	0.00%	0	0.00%	6	1.87%	6	1.87%
AUDITOR of PUBLIC ACCOUNTS, Vote For 1									
	Mike HARMON	0	0.00%	0	0.00%	202	64.74%	202	64.74%
	Adam H. EDELEN	0	0.00%	0	0.00%	110	35.26%	110	35.26%
	Cast Votes:	0	0.00%	0	0.00%	312	97.20%	312	97.20%
	Over Votes:	0	0.00%	0	0.00%	0	0.00%	0	0.00%
	Under Votes:	0	0.00%	0	0.00%	9	2.80%	9	2.80%

Total Number of Voters : 31,674 of 0 = 0.00%

Precincts Reporting 108 of 108 = 100.00%

Party	Candidate	Absentee		Early		Election		Total	
Precinct C128 (Ballots Cast: 321)									
STATE TREASURER, Vote For 1									
	Allison BALL	0	0.00%	0	0.00%	228	73.55%	228	73.55%
	Rick NELSON	0	0.00%	0	0.00%	82	26.45%	82	26.45%
	Cast Votes:	0	0.00%	0	0.00%	310	96.57%	310	96.57%
	Over Votes:	0	0.00%	0	0.00%	0	0.00%	0	0.00%
	Under Votes:	0	0.00%	0	0.00%	11	3.43%	11	3.43%
COMMISSIONER of AGRICULTURE, Vote For 1									
	Ryan F. QUARLES	0	0.00%	0	0.00%	214	71.10%	214	71.10%
	Jean-Marie LAWSON SPANN	0	0.00%	0	0.00%	87	28.90%	87	28.90%
	Cast Votes:	0	0.00%	0	0.00%	301	93.77%	301	93.77%
	Over Votes:	0	0.00%	0	0.00%	0	0.00%	0	0.00%
	Under Votes:	0	0.00%	0	0.00%	20	6.23%	20	6.23%

Precinct Report — Unofficial

GENERAL ELECTION HELD ON — OFFICIAL BALLOT FOR KENTON COUNTY — November 03, 2015

11/04/2015 02:04 PM

Total Number of Voters : 31,674 of 0 = 0.00%

Precincts Reporting 108 of 108 = 100.00%

Party	Candidate	Absentee		Early		Election		Total	
Precinct A126 (Ballots Cast: 386)									
STRAIGHT PARTY, Vote For 1									
	Republican Party	0	0.00%	0	0.00%	103	52.28%	103	52.28%
	Democratic Party	0	0.00%	0	0.00%	94	47.72%	94	47.72%
	Cast Votes:	0	0.00%	0	0.00%	197	51.04%	197	51.04%
	Over Votes:	0	0.00%	0	0.00%	0	0.00%	0	0.00%
	Under Votes:	0	0.00%	0	0.00%	189	48.96%	189	48.96%
GOVERNOR and LIEUTENANT GOVERNOR, Vote For 1									
	Matt BEVIN Jenean HAMPTON	0	0.00%	0	0.00%	175	45.45%	175	45.45%
	Jack CONWAY Sannie OVERLY	0	0.00%	0	0.00%	190	49.35%	190	49.35%
	Drew CURTIS Heather CURTIS	0	0.00%	0	0.00%	20	5.19%	20	5.19%
	Gatewood B. GATEWOOD Elisabeth ANDERSON (W)	0	0.00%	0	0.00%	0	0.00%	0	0.00%
	GALBRAITH (W)	0	0.00%	0	0.00%	0	0.00%	0	0.00%
	Blackii Effing WHYTE Philip JACOBS (W)	0	0.00%	0	0.00%	0	0.00%	0	0.00%
	Cast Votes:	0	0.00%	0	0.00%	385	99.74%	385	99.74%
	Over Votes:	0	0.00%	0	0.00%	0	0.00%	0	0.00%
	Under Votes:	0	0.00%	0	0.00%	1	0.26%	1	0.26%
SECRETARY of STATE, Vote For 1									
	Stephen L. KNIPPER	0	0.00%	0	0.00%	186	48.82%	186	48.82%
	Alison Lundergan GRIMES	0	0.00%	0	0.00%	195	51.18%	195	51.18%
	Cast Votes:	0	0.00%	0	0.00%	381	98.70%	381	98.70%
	Over Votes:	0	0.00%	0	0.00%	0	0.00%	0	0.00%
	Under Votes:	0	0.00%	0	0.00%	5	1.30%	5	1.30%
ATTORNEY GENERAL, Vote For 1									
	Whitney H. WESTERFIELD	0	0.00%	0	0.00%	168	44.56%	168	44.56%
	Andy BESHEAR	0	0.00%	0	0.00%	209	55.44%	209	55.44%
	Cast Votes:	0	0.00%	0	0.00%	377	97.67%	377	97.67%
	Over Votes:	0	0.00%	0	0.00%	0	0.00%	0	0.00%
	Under Votes:	0	0.00%	0	0.00%	9	2.33%	9	2.33%
AUDITOR of PUBLIC ACCOUNTS, Vote For 1									
	Mike HARMON	0	0.00%	0	0.00%	198	54.55%	198	54.55%
	Adam H. EDELEN	0	0.00%	0	0.00%	165	45.45%	165	45.45%
	Cast Votes:	0	0.00%	0	0.00%	363	94.04%	363	94.04%
	Over Votes:	0	0.00%	0	0.00%	0	0.00%	0	0.00%
	Under Votes:	0	0.00%	0	0.00%	23	5.96%	23	5.96%

Total Number of Voters : 31,674 of 0 = 0.00%

Precincts Reporting 108 of 108 = 100.00%

Party	Candidate	Absentee		Early		Election		Total	
Precinct A126 (Ballots Cast: 386)									
STATE TREASURER, Vote For 1									
	Allison BALL	0	0.00%	0	0.00%	211	56.87%	211	56.87%
	Rick NELSON	0	0.00%	0	0.00%	160	43.13%	160	43.13%
	Cast Votes:	0	0.00%	0	0.00%	371	96.11%	371	96.11%
	Over Votes:	0	0.00%	0	0.00%	0	0.00%	0	0.00%
	Under Votes:	0	0.00%	0	0.00%	15	3.89%	15	3.89%
COMMISSIONER of AGRICULTURE, Vote For 1									
	Ryan F. QUARLES	0	0.00%	0	0.00%	201	54.47%	201	54.47%
	Jean-Marie LAWSON SPANN	0	0.00%	0	0.00%	168	45.53%	168	45.53%
	Cast Votes:	0	0.00%	0	0.00%	369	95.60%	369	95.60%
	Over Votes:	0	0.00%	0	0.00%	0	0.00%	0	0.00%
	Under Votes:	0	0.00%	0	0.00%	17	4.40%	17	4.40%

Total Number of Voters : 31,674 of 0 = 0.00%

Precincts Reporting 108 of 108 = 100.00%

Party	Candidate	Absentee		Early		Election		Total	
Precinct A128 (Ballots Cast: 297)									
STRAIGHT PARTY, Vote For 1									
	Republican Party	0	0.00%	0	0.00%	78	56.52%	78	56.52%
	Democratic Party	0	0.00%	0	0.00%	60	43.48%	60	43.48%
	Cast Votes:	0	0.00%	0	0.00%	138	46.46%	138	46.46%
	Over Votes:	0	0.00%	0	0.00%	0	0.00%	0	0.00%
	Under Votes:	0	0.00%	0	0.00%	159	53.54%	159	53.54%
GOVERNOR and LIEUTENANT GOVERNOR, Vote For 1									
	Matt BEVIN Jenean HAMPTON	0	0.00%	0	0.00%	149	50.51%	149	50.51%
	Jack CONWAY Sannie OVERLY	0	0.00%	0	0.00%	131	44.41%	131	44.41%
	Drew CURTIS Heather CURTIS	0	0.00%	0	0.00%	15	5.08%	15	5.08%
	Gatewood B. GATEWOOD Elisabeth ANDERSON (W)	0	0.00%	0	0.00%	0	0.00%	0	0.00%
	GALBRAITH (W)	0	0.00%	0	0.00%	0	0.00%	0	0.00%
	Blackii Effing WHYTE Philip JACOBS (W)	0	0.00%	0	0.00%	0	0.00%	0	0.00%
	Cast Votes:	0	0.00%	0	0.00%	295	99.33%	295	99.33%
	Over Votes:	0	0.00%	0	0.00%	0	0.00%	0	0.00%
	Under Votes:	0	0.00%	0	0.00%	2	0.67%	2	0.67%
SECRETARY of STATE, Vote For 1									
	Stephen L. KNIPPER	0	0.00%	0	0.00%	144	48.98%	144	48.98%
	Alison Lundergan GRIMES	0	0.00%	0	0.00%	150	51.02%	150	51.02%
	Cast Votes:	0	0.00%	0	0.00%	294	98.99%	294	98.99%
	Over Votes:	0	0.00%	0	0.00%	0	0.00%	0	0.00%
	Under Votes:	0	0.00%	0	0.00%	3	1.01%	3	1.01%
ATTORNEY GENERAL, Vote For 1									
	Whitney H. WESTERFIELD	0	0.00%	0	0.00%	132	45.36%	132	45.36%
	Andy BESHEAR	0	0.00%	0	0.00%	159	54.64%	159	54.64%
	Cast Votes:	0	0.00%	0	0.00%	291	97.98%	291	97.98%
	Over Votes:	0	0.00%	0	0.00%	0	0.00%	0	0.00%
	Under Votes:	0	0.00%	0	0.00%	6	2.02%	6	2.02%
AUDITOR of PUBLIC ACCOUNTS, Vote For 1									
	Mike HARMON	0	0.00%	0	0.00%	163	58.42%	163	58.42%
	Adam H. EDELEN	0	0.00%	0	0.00%	116	41.58%	116	41.58%
	Cast Votes:	0	0.00%	0	0.00%	279	93.94%	279	93.94%
	Over Votes:	0	0.00%	0	0.00%	0	0.00%	0	0.00%
	Under Votes:	0	0.00%	0	0.00%	18	6.06%	18	6.06%

Total Number of Voters : 31,674 of 0 = 0.00%

Precincts Reporting 108 of 108 = 100.00%

Party	Candidate	Absentee		Early		Election		Total	
Precinct A128 (Ballots Cast: 297)									
STATE TREASURER, Vote For 1									
	Allison BALL	0	0.00%	0	0.00%	170	59.65%	170	59.65%
	Rick NELSON	0	0.00%	0	0.00%	115	40.35%	115	40.35%
	Cast Votes:	0	0.00%	0	0.00%	285	95.96%	285	95.96%
	Over Votes:	0	0.00%	0	0.00%	0	0.00%	0	0.00%
	Under Votes:	0	0.00%	0	0.00%	12	4.04%	12	4.04%
COMMISSIONER of AGRICULTURE, Vote For 1									
	Ryan F. QUARLES	0	0.00%	0	0.00%	157	56.07%	157	56.07%
	Jean-Marie LAWSON SPANN	0	0.00%	0	0.00%	123	43.93%	123	43.93%
	Cast Votes:	0	0.00%	0	0.00%	280	94.28%	280	94.28%
	Over Votes:	0	0.00%	0	0.00%	0	0.00%	0	0.00%
	Under Votes:	0	0.00%	0	0.00%	17	5.72%	17	5.72%

Total Number of Voters : 31,674 of 0 = 0.00%

Precincts Reporting 108 of 108 = 100.00%

Party	Candidate	Absentee		Early		Election		Total	
Precinct B119 (Ballots Cast: 118)									
STRAIGHT PARTY, Vote For 1									
	Republican Party	0	0.00%	0	0.00%	43	75.44%	43	75.44%
	Democratic Party	0	0.00%	0	0.00%	14	24.56%	14	24.56%
	Cast Votes:	0	0.00%	0	0.00%	57	48.31%	57	48.31%
	Over Votes:	0	0.00%	0	0.00%	0	0.00%	0	0.00%
	Under Votes:	0	0.00%	0	0.00%	61	51.69%	61	51.69%
GOVERNOR and LIEUTENANT GOVERNOR, Vote For 1									
	Matt BEVIN Jenean HAMPTON	0	0.00%	0	0.00%	74	63.25%	74	63.25%
	Jack CONWAY Sannie OVERLY	0	0.00%	0	0.00%	35	29.91%	35	29.91%
	Drew CURTIS Heather CURTIS	0	0.00%	0	0.00%	8	6.84%	8	6.84%
	Gatewood B. GATEWOOD Elisabeth ANDERSON (W)	0	0.00%	0	0.00%	0	0.00%	0	0.00%
	GALBRAITH (W)	0	0.00%	0	0.00%	0	0.00%	0	0.00%
	Blackii Effing WHYTE Philip JACOBS (W)	0	0.00%	0	0.00%	0	0.00%	0	0.00%
	Cast Votes:	0	0.00%	0	0.00%	117	99.15%	117	99.15%
	Over Votes:	0	0.00%	0	0.00%	0	0.00%	0	0.00%
	Under Votes:	0	0.00%	0	0.00%	1	0.85%	1	0.85%
SECRETARY of STATE, Vote For 1									
	Stephen L. KNIPPER	0	0.00%	0	0.00%	83	70.34%	83	70.34%
	Alison Lundergan GRIMES	0	0.00%	0	0.00%	35	29.66%	35	29.66%
	Cast Votes:	0	0.00%	0	0.00%	118	100.00%	118	100.00%
	Over Votes:	0	0.00%	0	0.00%	0	0.00%	0	0.00%
	Under Votes:	0	0.00%	0	0.00%	0	0.00%	0	0.00%
ATTORNEY GENERAL, Vote For 1									
	Whitney H. WESTERFIELD	0	0.00%	0	0.00%	73	62.93%	73	62.93%
	Andy BESHEAR	0	0.00%	0	0.00%	43	37.07%	43	37.07%
	Cast Votes:	0	0.00%	0	0.00%	116	98.31%	116	98.31%
	Over Votes:	0	0.00%	0	0.00%	0	0.00%	0	0.00%
	Under Votes:	0	0.00%	0	0.00%	2	1.69%	2	1.69%
AUDITOR of PUBLIC ACCOUNTS, Vote For 1									
	Mike HARMON	0	0.00%	0	0.00%	86	74.78%	86	74.78%
	Adam H. EDELEN	0	0.00%	0	0.00%	29	25.22%	29	25.22%
	Cast Votes:	0	0.00%	0	0.00%	115	97.46%	115	97.46%
	Over Votes:	0	0.00%	0	0.00%	0	0.00%	0	0.00%
	Under Votes:	0	0.00%	0	0.00%	3	2.54%	3	2.54%

Total Number of Voters : 31,674 of 0 = 0.00%

Precincts Reporting 108 of 108 = 100.00%

Party	Candidate	Absentee		Early		Election		Total	
Precinct B119 (Ballots Cast: 118)									
STATE TREASURER, Vote For 1									
	Allison BALL	0	0.00%	0	0.00%	85	73.28%	85	73.28%
	Rick NELSON	0	0.00%	0	0.00%	31	26.72%	31	26.72%
	Cast Votes:	0	0.00%	0	0.00%	116	98.31%	116	98.31%
	Over Votes:	0	0.00%	0	0.00%	0	0.00%	0	0.00%
	Under Votes:	0	0.00%	0	0.00%	2	1.69%	2	1.69%
COMMISSIONER of AGRICULTURE, Vote For 1									
	Ryan F. QUARLES	0	0.00%	0	0.00%	84	73.04%	84	73.04%
	Jean-Marie LAWSON SPANN	0	0.00%	0	0.00%	31	26.96%	31	26.96%
	Cast Votes:	0	0.00%	0	0.00%	115	97.46%	115	97.46%
	Over Votes:	0	0.00%	0	0.00%	0	0.00%	0	0.00%
	Under Votes:	0	0.00%	0	0.00%	3	2.54%	3	2.54%

Precinct Report — Unofficial

GENERAL ELECTION HELD ON — OFFICIAL BALLOT FOR KENTON COUNTY — November 03, 2015

11/04/2015 02:04 PM

Total Number of Voters : 31,674 of 0 = 0.00%

Precincts Reporting 108 of 108 = 100.00%

Party	Candidate	Absentee		Early		Election		Total	
Precinct B120 (Ballots Cast: 301)									
STRAIGHT PARTY, Vote For 1									
	Republican Party	0	0.00%	0	0.00%	108	70.59%	108	70.59%
	Democratic Party	0	0.00%	0	0.00%	45	29.41%	45	29.41%
	Cast Votes:	0	0.00%	0	0.00%	153	50.83%	153	50.83%
	Over Votes:	0	0.00%	0	0.00%	0	0.00%	0	0.00%
	Under Votes:	0	0.00%	0	0.00%	148	49.17%	148	49.17%
GOVERNOR and LIEUTENANT GOVERNOR, Vote For 1									
	Matt BEVIN Jenean HAMPTON	0	0.00%	0	0.00%	192	64.00%	192	64.00%
	Jack CONWAY Sannie OVERLY	0	0.00%	0	0.00%	99	33.00%	99	33.00%
	Drew CURTIS Heather CURTIS	0	0.00%	0	0.00%	9	3.00%	9	3.00%
	Gatewood B. GATEWOOD Elisabeth ANDERSON (W)	0	0.00%	0	0.00%	0	0.00%	0	0.00%
	GALBRAITH (W)	0	0.00%	0	0.00%	0	0.00%	0	0.00%
	Blackii Effing WHYTE Philip JACOBS (W)	0	0.00%	0	0.00%	0	0.00%	0	0.00%
	Cast Votes:	0	0.00%	0	0.00%	300	99.67%	300	99.67%
	Over Votes:	0	0.00%	0	0.00%	0	0.00%	0	0.00%
	Under Votes:	0	0.00%	0	0.00%	1	0.33%	1	0.33%
SECRETARY of STATE, Vote For 1									
	Stephen L. KNIPPER	0	0.00%	0	0.00%	192	64.86%	192	64.86%
	Alison Lundergan GRIMES	0	0.00%	0	0.00%	104	35.14%	104	35.14%
	Cast Votes:	0	0.00%	0	0.00%	296	98.34%	296	98.34%
	Over Votes:	0	0.00%	0	0.00%	0	0.00%	0	0.00%
	Under Votes:	0	0.00%	0	0.00%	5	1.66%	5	1.66%
ATTORNEY GENERAL, Vote For 1									
	Whitney H. WESTERFIELD	0	0.00%	0	0.00%	172	58.70%	172	58.70%
	Andy BESHEAR	0	0.00%	0	0.00%	121	41.30%	121	41.30%
	Cast Votes:	0	0.00%	0	0.00%	293	97.34%	293	97.34%
	Over Votes:	0	0.00%	0	0.00%	0	0.00%	0	0.00%
	Under Votes:	0	0.00%	0	0.00%	8	2.66%	8	2.66%
AUDITOR of PUBLIC ACCOUNTS, Vote For 1									
	Mike HARMON	0	0.00%	0	0.00%	202	70.14%	202	70.14%
	Adam H. EDELEN	0	0.00%	0	0.00%	86	29.86%	86	29.86%
	Cast Votes:	0	0.00%	0	0.00%	288	95.68%	288	95.68%
	Over Votes:	0	0.00%	0	0.00%	0	0.00%	0	0.00%
	Under Votes:	0	0.00%	0	0.00%	13	4.32%	13	4.32%

Party	Candidate	Absentee		Early		Election		Total	
Precinct B120 (Ballots Cast: 301)									
STATE TREASURER, Vote For 1									
	Allison BALL	0	0.00%	0	0.00%	206	70.79%	206	70.79%
	Rick NELSON	0	0.00%	0	0.00%	85	29.21%	85	29.21%
	Cast Votes:	0	0.00%	0	0.00%	291	96.68%	291	96.68%
	Over Votes:	0	0.00%	0	0.00%	0	0.00%	0	0.00%
	Under Votes:	0	0.00%	0	0.00%	10	3.32%	10	3.32%
COMMISSIONER of AGRICULTURE, Vote For 1									
	Ryan F. QUARLES	0	0.00%	0	0.00%	208	72.22%	208	72.22%
	Jean-Marie LAWSON SPANN	0	0.00%	0	0.00%	80	27.78%	80	27.78%
	Cast Votes:	0	0.00%	0	0.00%	288	95.68%	288	95.68%
	Over Votes:	0	0.00%	0	0.00%	0	0.00%	0	0.00%
	Under Votes:	0	0.00%	0	0.00%	13	4.32%	13	4.32%

Party	Candidate	Absentee		Early		Election		Total	
Precinct B121 (Ballots Cast: 379)									
STRAIGHT PARTY, Vote For 1									
	Republican Party	0	0.00%	0	0.00%	148	77.08%	148	77.08%
	Democratic Party	0	0.00%	0	0.00%	44	22.92%	44	22.92%
	Cast Votes:	0	0.00%	0	0.00%	192	50.66%	192	50.66%
	Over Votes:	0	0.00%	0	0.00%	0	0.00%	0	0.00%
	Under Votes:	0	0.00%	0	0.00%	187	49.34%	187	49.34%
GOVERNOR and LIEUTENANT GOVERNOR, Vote For 1									
	Matt BEVIN Jenean HAMPTON	0	0.00%	0	0.00%	242	64.02%	242	64.02%
	Jack CONWAY Sannie OVERLY	0	0.00%	0	0.00%	118	31.22%	118	31.22%
	Drew CURTIS Heather CURTIS	0	0.00%	0	0.00%	18	4.76%	18	4.76%
	Gatewood B. GATEWOOD Elisabeth ANDERSON (W)	0	0.00%	0	0.00%	0	0.00%	0	0.00%
	GALBRAITH (W)	0	0.00%	0	0.00%	0	0.00%	0	0.00%
	Blackii Effing WHYTE Philip JACOBS (W)	0	0.00%	0	0.00%	0	0.00%	0	0.00%
	Cast Votes:	0	0.00%	0	0.00%	378	99.74%	378	99.74%
	Over Votes:	0	0.00%	0	0.00%	0	0.00%	0	0.00%
	Under Votes:	0	0.00%	0	0.00%	1	0.26%	1	0.26%
SECRETARY of STATE, Vote For 1									
	Stephen L. KNIPPER	0	0.00%	0	0.00%	254	67.73%	254	67.73%
	Alison Lundergan GRIMES	0	0.00%	0	0.00%	121	32.27%	121	32.27%
	Cast Votes:	0	0.00%	0	0.00%	375	98.94%	375	98.94%
	Over Votes:	0	0.00%	0	0.00%	0	0.00%	0	0.00%
	Under Votes:	0	0.00%	0	0.00%	4	1.06%	4	1.06%
ATTORNEY GENERAL, Vote For 1									
	Whitney H. WESTERFIELD	0	0.00%	0	0.00%	232	62.37%	232	62.37%
	Andy BESHEAR	0	0.00%	0	0.00%	140	37.63%	140	37.63%
	Cast Votes:	0	0.00%	0	0.00%	372	98.15%	372	98.15%
	Over Votes:	0	0.00%	0	0.00%	0	0.00%	0	0.00%
	Under Votes:	0	0.00%	0	0.00%	7	1.85%	7	1.85%
AUDITOR of PUBLIC ACCOUNTS, Vote For 1									
	Mike HARMON	0	0.00%	0	0.00%	257	72.39%	257	72.39%
	Adam H. EDELEN	0	0.00%	0	0.00%	98	27.61%	98	27.61%
	Cast Votes:	0	0.00%	0	0.00%	355	93.67%	355	93.67%
	Over Votes:	0	0.00%	0	0.00%	0	0.00%	0	0.00%
	Under Votes:	0	0.00%	0	0.00%	24	6.33%	24	6.33%

Total Number of Voters : 31,674 of 0 = 0.00%

Precincts Reporting 108 of 108 = 100.00%

Party	Candidate	Absentee		Early		Election		Total	
Precinct B121 (Ballots Cast: 379)									
STATE TREASURER, Vote For 1									
	Allison BALL	0	0.00%	0	0.00%	266	73.08%	266	73.08%
	Rick NELSON	0	0.00%	0	0.00%	98	26.92%	98	26.92%
	Cast Votes:	0	0.00%	0	0.00%	364	96.04%	364	96.04%
	Over Votes:	0	0.00%	0	0.00%	0	0.00%	0	0.00%
	Under Votes:	0	0.00%	0	0.00%	15	3.96%	15	3.96%
COMMISSIONER of AGRICULTURE, Vote For 1									
	Ryan F. QUARLES	0	0.00%	0	0.00%	264	72.93%	264	72.93%
	Jean-Marie LAWSON SPANN	0	0.00%	0	0.00%	98	27.07%	98	27.07%
	Cast Votes:	0	0.00%	0	0.00%	362	95.51%	362	95.51%
	Over Votes:	0	0.00%	0	0.00%	0	0.00%	0	0.00%
	Under Votes:	0	0.00%	0	0.00%	17	4.49%	17	4.49%

Total Number of Voters : 31,674 of 0 = 0.00%

Precincts Reporting 108 of 108 = 100.00%

Party	Candidate	Absentee		Early		Election		Total	
Precinct B141 (Ballots Cast: 594)									
STRAIGHT PARTY, Vote For 1									
Republican Party		0	0.00%	0	0.00%	229	73.16%	229	73.16%
Democratic Party		0	0.00%	0	0.00%	84	26.84%	84	26.84%
	Cast Votes:	0	0.00%	0	0.00%	313	52.69%	313	52.69%
	Over Votes:	0	0.00%	0	0.00%	0	0.00%	0	0.00%
	Under Votes:	0	0.00%	0	0.00%	281	47.31%	281	47.31%
GOVERNOR and LIEUTENANT GOVERNOR, Vote For 1									
Matt BEVIN Jenean HAMPTON		0	0.00%	0	0.00%	383	65.03%	383	65.03%
Jack CONWAY Sannie OVERLY		0	0.00%	0	0.00%	187	31.75%	187	31.75%
Drew CURTIS Heather CURTIS		0	0.00%	0	0.00%	19	3.23%	19	3.23%
Gatewood B. GATEWOOD Elisabeth ANDERSON (W)		0	0.00%	0	0.00%	0	0.00%	0	0.00%
GALBRAITH (W)		0	0.00%	0	0.00%	0	0.00%	0	0.00%
Blackii Effing WHYTE Philip JACOBS (W)		0	0.00%	0	0.00%	0	0.00%	0	0.00%
	Cast Votes:	0	0.00%	0	0.00%	589	99.16%	589	99.16%
	Over Votes:	0	0.00%	0	0.00%	0	0.00%	0	0.00%
	Under Votes:	0	0.00%	0	0.00%	5	0.84%	5	0.84%
SECRETARY of STATE, Vote For 1									
Stephen L. KNIPPER		0	0.00%	0	0.00%	397	67.63%	397	67.63%
Alison Lundergan GRIMES		0	0.00%	0	0.00%	190	32.37%	190	32.37%
	Cast Votes:	0	0.00%	0	0.00%	587	98.82%	587	98.82%
	Over Votes:	0	0.00%	0	0.00%	0	0.00%	0	0.00%
	Under Votes:	0	0.00%	0	0.00%	7	1.18%	7	1.18%
ATTORNEY GENERAL, Vote For 1									
Whitney H. WESTERFIELD		0	0.00%	0	0.00%	360	61.33%	360	61.33%
Andy BESHEAR		0	0.00%	0	0.00%	227	38.67%	227	38.67%
	Cast Votes:	0	0.00%	0	0.00%	587	98.82%	587	98.82%
	Over Votes:	0	0.00%	0	0.00%	0	0.00%	0	0.00%
	Under Votes:	0	0.00%	0	0.00%	7	1.18%	7	1.18%
AUDITOR of PUBLIC ACCOUNTS, Vote For 1									
Mike HARMON		0	0.00%	0	0.00%	399	69.63%	399	69.63%
Adam H. EDELEN		0	0.00%	0	0.00%	174	30.37%	174	30.37%
	Cast Votes:	0	0.00%	0	0.00%	573	96.46%	573	96.46%
	Over Votes:	0	0.00%	0	0.00%	0	0.00%	0	0.00%
	Under Votes:	0	0.00%	0	0.00%	21	3.54%	21	3.54%

Precinct Report — Unofficial

GENERAL ELECTION HELD ON — OFFICIAL BALLOT FOR KENTON COUNTY — November 03, 2015

11/04/2015 02:04 PM

Total Number of Voters : 31,674 of 0 = 0.00%

Precincts Reporting 108 of 108 = 100.00%

Party	Candidate	Absentee		Early		Election		Total	
Precinct B141 (Ballots Cast: 594)									
STATE TREASURER, Vote For 1									
	Allison BALL	0	0.00%	0	0.00%	416	71.72%	416	71.72%
	Rick NELSON	0	0.00%	0	0.00%	164	28.28%	164	28.28%
	Cast Votes:	0	0.00%	0	0.00%	580	97.64%	580	97.64%
	Over Votes:	0	0.00%	0	0.00%	0	0.00%	0	0.00%
	Under Votes:	0	0.00%	0	0.00%	14	2.36%	14	2.36%
COMMISSIONER of AGRICULTURE, Vote For 1									
	Ryan F. QUARLES	0	0.00%	0	0.00%	398	69.46%	398	69.46%
	Jean-Marie LAWSON SPANN	0	0.00%	0	0.00%	175	30.54%	175	30.54%
	Cast Votes:	0	0.00%	0	0.00%	573	96.46%	573	96.46%
	Over Votes:	0	0.00%	0	0.00%	0	0.00%	0	0.00%
	Under Votes:	0	0.00%	0	0.00%	21	3.54%	21	3.54%

Total Number of Voters : 31,674 of 0 = 0.00%

Precincts Reporting 108 of 108 = 100.00%

Party	Candidate	Absentee		Early		Election		Total	
Precinct A132 (Ballots Cast: 340)									
STRAIGHT PARTY, Vote For 1									
	Republican Party	0	0.00%	0	0.00%	101	60.48%	101	60.48%
	Democratic Party	0	0.00%	0	0.00%	66	39.52%	66	39.52%
	Cast Votes:	0	0.00%	0	0.00%	167	49.12%	167	49.12%
	Over Votes:	0	0.00%	0	0.00%	0	0.00%	0	0.00%
	Under Votes:	0	0.00%	0	0.00%	173	50.88%	173	50.88%
GOVERNOR and LIEUTENANT GOVERNOR, Vote For 1									
	Matt BEVIN Jenean HAMPTON	0	0.00%	0	0.00%	176	52.38%	176	52.38%
	Jack CONWAY Sannie OVERLY	0	0.00%	0	0.00%	151	44.94%	151	44.94%
	Drew CURTIS Heather CURTIS	0	0.00%	0	0.00%	9	2.68%	9	2.68%
	Gatewood B. GATEWOOD Elisabeth ANDERSON (W)	0	0.00%	0	0.00%	0	0.00%	0	0.00%
	GALBRAITH (W)	0	0.00%	0	0.00%	0	0.00%	0	0.00%
	Blackii Effing WHYTE Philip JACOBS (W)	0	0.00%	0	0.00%	0	0.00%	0	0.00%
	Cast Votes:	0	0.00%	0	0.00%	336	98.82%	336	98.82%
	Over Votes:	0	0.00%	0	0.00%	0	0.00%	0	0.00%
	Under Votes:	0	0.00%	0	0.00%	4	1.18%	4	1.18%
SECRETARY of STATE, Vote For 1									
	Stephen L. KNIPPER	0	0.00%	0	0.00%	190	56.21%	190	56.21%
	Alison Lundergan GRIMES	0	0.00%	0	0.00%	148	43.79%	148	43.79%
	Cast Votes:	0	0.00%	0	0.00%	338	99.41%	338	99.41%
	Over Votes:	0	0.00%	0	0.00%	0	0.00%	0	0.00%
	Under Votes:	0	0.00%	0	0.00%	2	0.59%	2	0.59%
ATTORNEY GENERAL, Vote For 1									
	Whitney H. WESTERFIELD	0	0.00%	0	0.00%	169	51.37%	169	51.37%
	Andy BESHEAR	0	0.00%	0	0.00%	160	48.63%	160	48.63%
	Cast Votes:	0	0.00%	0	0.00%	329	96.76%	329	96.76%
	Over Votes:	0	0.00%	0	0.00%	0	0.00%	0	0.00%
	Under Votes:	0	0.00%	0	0.00%	11	3.24%	11	3.24%
AUDITOR of PUBLIC ACCOUNTS, Vote For 1									
	Mike HARMON	0	0.00%	0	0.00%	187	57.72%	187	57.72%
	Adam H. EDELEN	0	0.00%	0	0.00%	137	42.28%	137	42.28%
	Cast Votes:	0	0.00%	0	0.00%	324	95.29%	324	95.29%
	Over Votes:	0	0.00%	0	0.00%	0	0.00%	0	0.00%
	Under Votes:	0	0.00%	0	0.00%	16	4.71%	16	4.71%

Total Number of Voters : 31,674 of 0 = 0.00%

Precincts Reporting 108 of 108 = 100.00%

Party	Candidate	Absentee		Early		Election		Total	
Precinct A132 (Ballots Cast: 340)									
STATE TREASURER, Vote For 1									
	Allison BALL	0	0.00%	0	0.00%	202	62.35%	202	62.35%
	Rick NELSON	0	0.00%	0	0.00%	122	37.65%	122	37.65%
	Cast Votes:	0	0.00%	0	0.00%	324	95.29%	324	95.29%
	Over Votes:	0	0.00%	0	0.00%	0	0.00%	0	0.00%
	Under Votes:	0	0.00%	0	0.00%	16	4.71%	16	4.71%
COMMISSIONER of AGRICULTURE, Vote For 1									
	Ryan F. QUARLES	0	0.00%	0	0.00%	189	59.06%	189	59.06%
	Jean-Marie LAWSON SPANN	0	0.00%	0	0.00%	131	40.94%	131	40.94%
	Cast Votes:	0	0.00%	0	0.00%	320	94.12%	320	94.12%
	Over Votes:	0	0.00%	0	0.00%	0	0.00%	0	0.00%
	Under Votes:	0	0.00%	0	0.00%	20	5.88%	20	5.88%

Total Number of Voters : 31,674 of 0 = 0.00%

Precincts Reporting 108 of 108 = 100.00%

Party	Candidate	Absentee		Early		Election		Total	
Precinct A133 (Ballots Cast: 423)									
STRAIGHT PARTY, Vote For 1									
	Republican Party	0	0.00%	0	0.00%	96	54.55%	96	54.55%
	Democratic Party	0	0.00%	0	0.00%	80	45.45%	80	45.45%
	Cast Votes:	0	0.00%	0	0.00%	176	41.61%	176	41.61%
	Over Votes:	0	0.00%	0	0.00%	0	0.00%	0	0.00%
	Under Votes:	0	0.00%	0	0.00%	247	58.39%	247	58.39%
GOVERNOR and LIEUTENANT GOVERNOR, Vote For 1									
	Matt BEVIN Jenean HAMPTON	0	0.00%	0	0.00%	205	49.04%	205	49.04%
	Jack CONWAY Sannie OVERLY	0	0.00%	0	0.00%	199	47.61%	199	47.61%
	Drew CURTIS Heather CURTIS	0	0.00%	0	0.00%	14	3.35%	14	3.35%
	Gatewood B. GATEWOOD Elisabeth ANDERSON (W)	0	0.00%	0	0.00%	0	0.00%	0	0.00%
	GALBRAITH (W)	0	0.00%	0	0.00%	0	0.00%	0	0.00%
	Blackii Effing WHYTE Philip JACOBS (W)	0	0.00%	0	0.00%	0	0.00%	0	0.00%
	Cast Votes:	0	0.00%	0	0.00%	418	98.82%	418	98.82%
	Over Votes:	0	0.00%	0	0.00%	0	0.00%	0	0.00%
	Under Votes:	0	0.00%	0	0.00%	5	1.18%	5	1.18%
SECRETARY of STATE, Vote For 1									
	Stephen L. KNIPPER	0	0.00%	0	0.00%	207	50.86%	207	50.86%
	Alison Lundergan GRIMES	0	0.00%	0	0.00%	200	49.14%	200	49.14%
	Cast Votes:	0	0.00%	0	0.00%	407	96.22%	407	96.22%
	Over Votes:	0	0.00%	0	0.00%	0	0.00%	0	0.00%
	Under Votes:	0	0.00%	0	0.00%	16	3.78%	16	3.78%
ATTORNEY GENERAL, Vote For 1									
	Whitney H. WESTERFIELD	0	0.00%	0	0.00%	158	39.50%	158	39.50%
	Andy BESHEAR	0	0.00%	0	0.00%	242	60.50%	242	60.50%
	Cast Votes:	0	0.00%	0	0.00%	400	94.56%	400	94.56%
	Over Votes:	0	0.00%	0	0.00%	0	0.00%	0	0.00%
	Under Votes:	0	0.00%	0	0.00%	23	5.44%	23	5.44%
AUDITOR of PUBLIC ACCOUNTS, Vote For 1									
	Mike HARMON	0	0.00%	0	0.00%	207	53.77%	207	53.77%
	Adam H. EDELEN	0	0.00%	0	0.00%	178	46.23%	178	46.23%
	Cast Votes:	0	0.00%	0	0.00%	385	91.02%	385	91.02%
	Over Votes:	0	0.00%	0	0.00%	0	0.00%	0	0.00%
	Under Votes:	0	0.00%	0	0.00%	38	8.98%	38	8.98%

Total Number of Voters : 31,674 of 0 = 0.00%

Precincts Reporting 108 of 108 = 100.00%

Party	Candidate	Absentee		Early		Election		Total	
Precinct A133 (Ballots Cast: 423)									
STATE TREASURER, Vote For 1									
	Allison BALL	0	0.00%	0	0.00%	222	57.22%	222	57.22%
	Rick NELSON	0	0.00%	0	0.00%	166	42.78%	166	42.78%
	Cast Votes:	0	0.00%	0	0.00%	388	91.73%	388	91.73%
	Over Votes:	0	0.00%	0	0.00%	0	0.00%	0	0.00%
	Under Votes:	0	0.00%	0	0.00%	35	8.27%	35	8.27%
COMMISSIONER of AGRICULTURE, Vote For 1									
	Ryan F. QUARLES	0	0.00%	0	0.00%	200	52.49%	200	52.49%
	Jean-Marie LAWSON SPANN	0	0.00%	0	0.00%	181	47.51%	181	47.51%
	Cast Votes:	0	0.00%	0	0.00%	381	90.07%	381	90.07%
	Over Votes:	0	0.00%	0	0.00%	0	0.00%	0	0.00%
	Under Votes:	0	0.00%	0	0.00%	42	9.93%	42	9.93%

Total Number of Voters : 31,674 of 0 = 0.00%

Precincts Reporting 108 of 108 = 100.00%

Party	Candidate	Absentee		Early		Election		Total	
Precinct B123 (Ballots Cast: 269)									
STRAIGHT PARTY, Vote For 1									
	Republican Party	0	0.00%	0	0.00%	110	83.33%	110	83.33%
	Democratic Party	0	0.00%	0	0.00%	22	16.67%	22	16.67%
	Cast Votes:	0	0.00%	0	0.00%	132	49.07%	132	49.07%
	Over Votes:	0	0.00%	0	0.00%	0	0.00%	0	0.00%
	Under Votes:	0	0.00%	0	0.00%	137	50.93%	137	50.93%
GOVERNOR and LIEUTENANT GOVERNOR, Vote For 1									
	Matt BEVIN Jenean HAMPTON	0	0.00%	0	0.00%	204	76.12%	204	76.12%
	Jack CONWAY Sannie OVERLY	0	0.00%	0	0.00%	52	19.40%	52	19.40%
	Drew CURTIS Heather CURTIS	0	0.00%	0	0.00%	12	4.48%	12	4.48%
	Gatewood B. GATEWOOD Elisabeth ANDERSON (W)	0	0.00%	0	0.00%	0	0.00%	0	0.00%
	GALBRAITH (W)	0	0.00%	0	0.00%	0	0.00%	0	0.00%
	Blackii Effing WHYTE Philip JACOBS (W)	0	0.00%	0	0.00%	0	0.00%	0	0.00%
	Cast Votes:	0	0.00%	0	0.00%	268	99.63%	268	99.63%
	Over Votes:	0	0.00%	0	0.00%	0	0.00%	0	0.00%
	Under Votes:	0	0.00%	0	0.00%	1	0.37%	1	0.37%
SECRETARY of STATE, Vote For 1									
	Stephen L. KNIPPER	0	0.00%	0	0.00%	194	73.21%	194	73.21%
	Alison Lundergan GRIMES	0	0.00%	0	0.00%	71	26.79%	71	26.79%
	Cast Votes:	0	0.00%	0	0.00%	265	98.51%	265	98.51%
	Over Votes:	0	0.00%	0	0.00%	0	0.00%	0	0.00%
	Under Votes:	0	0.00%	0	0.00%	4	1.49%	4	1.49%
ATTORNEY GENERAL, Vote For 1									
	Whitney H. WESTERFIELD	0	0.00%	0	0.00%	179	68.85%	179	68.85%
	Andy BESHEAR	0	0.00%	0	0.00%	81	31.15%	81	31.15%
	Cast Votes:	0	0.00%	0	0.00%	260	96.65%	260	96.65%
	Over Votes:	0	0.00%	0	0.00%	0	0.00%	0	0.00%
	Under Votes:	0	0.00%	0	0.00%	9	3.35%	9	3.35%
AUDITOR of PUBLIC ACCOUNTS, Vote For 1									
	Mike HARMON	0	0.00%	0	0.00%	204	79.07%	204	79.07%
	Adam H. EDELEN	0	0.00%	0	0.00%	54	20.93%	54	20.93%
	Cast Votes:	0	0.00%	0	0.00%	258	95.91%	258	95.91%
	Over Votes:	0	0.00%	0	0.00%	0	0.00%	0	0.00%
	Under Votes:	0	0.00%	0	0.00%	11	4.09%	11	4.09%

Total Number of Voters : 31,674 of 0 = 0.00%

Precincts Reporting 108 of 108 = 100.00%

Party	Candidate	Absentee		Early		Election		Total	
Precinct B123 (Ballots Cast: 269)									
STATE TREASURER, Vote For 1									
	Allison BALL	0	0.00%	0	0.00%	209	79.47%	209	79.47%
	Rick NELSON	0	0.00%	0	0.00%	54	20.53%	54	20.53%
	Cast Votes:	0	0.00%	0	0.00%	263	97.77%	263	97.77%
	Over Votes:	0	0.00%	0	0.00%	0	0.00%	0	0.00%
	Under Votes:	0	0.00%	0	0.00%	6	2.23%	6	2.23%
COMMISSIONER of AGRICULTURE, Vote For 1									
	Ryan F. QUARLES	0	0.00%	0	0.00%	210	80.77%	210	80.77%
	Jean-Marie LAWSON SPANN	0	0.00%	0	0.00%	50	19.23%	50	19.23%
	Cast Votes:	0	0.00%	0	0.00%	260	96.65%	260	96.65%
	Over Votes:	0	0.00%	0	0.00%	0	0.00%	0	0.00%
	Under Votes:	0	0.00%	0	0.00%	9	3.35%	9	3.35%

Total Number of Voters : 31,674 of 0 = 0.00%

Precincts Reporting 108 of 108 = 100.00%

Party	Candidate	Absentee		Early		Election		Total	
Precinct A136 (Ballots Cast: 295)									
STRAIGHT PARTY, Vote For 1									
	Republican Party	0	0.00%	0	0.00%	85	66.93%	85	66.93%
	Democratic Party	0	0.00%	0	0.00%	42	33.07%	42	33.07%
	Cast Votes:	0	0.00%	0	0.00%	127	43.05%	127	43.05%
	Over Votes:	0	0.00%	0	0.00%	0	0.00%	0	0.00%
	Under Votes:	0	0.00%	0	0.00%	168	56.95%	168	56.95%
GOVERNOR and LIEUTENANT GOVERNOR, Vote For 1									
	Matt BEVIN Jenean HAMPTON	0	0.00%	0	0.00%	173	59.04%	173	59.04%
	Jack CONWAY Sannie OVERLY	0	0.00%	0	0.00%	110	37.54%	110	37.54%
	Drew CURTIS Heather CURTIS	0	0.00%	0	0.00%	10	3.41%	10	3.41%
	Gatewood B. GATEWOOD Elisabeth ANDERSON (W)	0	0.00%	0	0.00%	0	0.00%	0	0.00%
	GALBRAITH (W)	0	0.00%	0	0.00%	0	0.00%	0	0.00%
	Blackii Effing WHYTE Philip JACOBS (W)	0	0.00%	0	0.00%	0	0.00%	0	0.00%
	Cast Votes:	0	0.00%	0	0.00%	293	99.32%	293	99.32%
	Over Votes:	0	0.00%	0	0.00%	0	0.00%	0	0.00%
	Under Votes:	0	0.00%	0	0.00%	2	0.68%	2	0.68%
SECRETARY of STATE, Vote For 1									
	Stephen L. KNIPPER	0	0.00%	0	0.00%	170	59.03%	170	59.03%
	Alison Lundergan GRIMES	0	0.00%	0	0.00%	118	40.97%	118	40.97%
	Cast Votes:	0	0.00%	0	0.00%	288	97.63%	288	97.63%
	Over Votes:	0	0.00%	0	0.00%	0	0.00%	0	0.00%
	Under Votes:	0	0.00%	0	0.00%	7	2.37%	7	2.37%
ATTORNEY GENERAL, Vote For 1									
	Whitney H. WESTERFIELD	0	0.00%	0	0.00%	151	52.80%	151	52.80%
	Andy BESHEAR	0	0.00%	0	0.00%	135	47.20%	135	47.20%
	Cast Votes:	0	0.00%	0	0.00%	286	96.95%	286	96.95%
	Over Votes:	0	0.00%	0	0.00%	0	0.00%	0	0.00%
	Under Votes:	0	0.00%	0	0.00%	9	3.05%	9	3.05%
AUDITOR of PUBLIC ACCOUNTS, Vote For 1									
	Mike HARMON	0	0.00%	0	0.00%	170	61.59%	170	61.59%
	Adam H. EDELEN	0	0.00%	0	0.00%	106	38.41%	106	38.41%
	Cast Votes:	0	0.00%	0	0.00%	276	93.56%	276	93.56%
	Over Votes:	0	0.00%	0	0.00%	0	0.00%	0	0.00%
	Under Votes:	0	0.00%	0	0.00%	19	6.44%	19	6.44%

Total Number of Voters : 31,674 of 0 = 0.00%

Precincts Reporting 108 of 108 = 100.00%

Party	Candidate	Absentee		Early		Election		Total	
Precinct A136 (Ballots Cast: 295)									
STATE TREASURER, Vote For 1									
	Allison BALL	0	0.00%	0	0.00%	182	64.77%	182	64.77%
	Rick NELSON	0	0.00%	0	0.00%	99	35.23%	99	35.23%
	Cast Votes:	0	0.00%	0	0.00%	281	95.25%	281	95.25%
	Over Votes:	0	0.00%	0	0.00%	0	0.00%	0	0.00%
	Under Votes:	0	0.00%	0	0.00%	14	4.75%	14	4.75%
COMMISSIONER of AGRICULTURE, Vote For 1									
	Ryan F. QUARLES	0	0.00%	0	0.00%	183	65.83%	183	65.83%
	Jean-Marie LAWSON SPANN	0	0.00%	0	0.00%	95	34.17%	95	34.17%
	Cast Votes:	0	0.00%	0	0.00%	278	94.24%	278	94.24%
	Over Votes:	0	0.00%	0	0.00%	0	0.00%	0	0.00%
	Under Votes:	0	0.00%	0	0.00%	17	5.76%	17	5.76%

Party	Candidate	Absentee		Early		Election		Total	
Precinct A137 (Ballots Cast: 590)									
STRAIGHT PARTY, Vote For 1									
	Republican Party	0	0.00%	0	0.00%	234	78.79%	234	78.79%
	Democratic Party	0	0.00%	0	0.00%	63	21.21%	63	21.21%
	Cast Votes:	0	0.00%	0	0.00%	297	50.34%	297	50.34%
	Over Votes:	0	0.00%	0	0.00%	0	0.00%	0	0.00%
	Under Votes:	0	0.00%	0	0.00%	293	49.66%	293	49.66%
GOVERNOR and LIEUTENANT GOVERNOR, Vote For 1									
	Matt BEVIN Jenean HAMPTON	0	0.00%	0	0.00%	391	66.38%	391	66.38%
	Jack CONWAY Sannie OVERLY	0	0.00%	0	0.00%	185	31.41%	185	31.41%
	Drew CURTIS Heather CURTIS	0	0.00%	0	0.00%	13	2.21%	13	2.21%
	Gatewood B. GATEWOOD Elisabeth ANDERSON (W)	0	0.00%	0	0.00%	0	0.00%	0	0.00%
	GALBRAITH (W)	0	0.00%	0	0.00%	0	0.00%	0	0.00%
	Blackii Effing WHYTE Philip JACOBS (W)	0	0.00%	0	0.00%	0	0.00%	0	0.00%
	Cast Votes:	0	0.00%	0	0.00%	589	99.83%	589	99.83%
	Over Votes:	0	0.00%	0	0.00%	0	0.00%	0	0.00%
	Under Votes:	0	0.00%	0	0.00%	1	0.17%	1	0.17%
SECRETARY of STATE, Vote For 1									
	Stephen L. KNIPPER	0	0.00%	0	0.00%	405	69.71%	405	69.71%
	Alison Lundergan GRIMES	0	0.00%	0	0.00%	176	30.29%	176	30.29%
	Cast Votes:	0	0.00%	0	0.00%	581	98.47%	581	98.47%
	Over Votes:	0	0.00%	0	0.00%	0	0.00%	0	0.00%
	Under Votes:	0	0.00%	0	0.00%	9	1.53%	9	1.53%
ATTORNEY GENERAL, Vote For 1									
	Whitney H. WESTERFIELD	0	0.00%	0	0.00%	366	63.43%	366	63.43%
	Andy BESHEAR	0	0.00%	0	0.00%	211	36.57%	211	36.57%
	Cast Votes:	0	0.00%	0	0.00%	577	97.80%	577	97.80%
	Over Votes:	0	0.00%	0	0.00%	0	0.00%	0	0.00%
	Under Votes:	0	0.00%	0	0.00%	13	2.20%	13	2.20%
AUDITOR of PUBLIC ACCOUNTS, Vote For 1									
	Mike HARMON	0	0.00%	0	0.00%	412	73.31%	412	73.31%
	Adam H. EDELEN	0	0.00%	0	0.00%	150	26.69%	150	26.69%
	Cast Votes:	0	0.00%	0	0.00%	562	95.25%	562	95.25%
	Over Votes:	0	0.00%	0	0.00%	0	0.00%	0	0.00%
	Under Votes:	0	0.00%	0	0.00%	28	4.75%	28	4.75%

Total Number of Voters : 31,674 of 0 = 0.00%

Precincts Reporting 108 of 108 = 100.00%

Party	Candidate	Absentee		Early		Election		Total	
Precinct A137 (Ballots Cast: 590)									
STATE TREASURER, Vote For 1									
	Allison BALL	0	0.00%	0	0.00%	434	76.54%	434	76.54%
	Rick NELSON	0	0.00%	0	0.00%	133	23.46%	133	23.46%
	Cast Votes:	0	0.00%	0	0.00%	567	96.10%	567	96.10%
	Over Votes:	0	0.00%	0	0.00%	0	0.00%	0	0.00%
	Under Votes:	0	0.00%	0	0.00%	23	3.90%	23	3.90%
COMMISSIONER of AGRICULTURE, Vote For 1									
	Ryan F. QUARLES	0	0.00%	0	0.00%	420	75.00%	420	75.00%
	Jean-Marie LAWSON SPANN	0	0.00%	0	0.00%	140	25.00%	140	25.00%
	Cast Votes:	0	0.00%	0	0.00%	560	94.92%	560	94.92%
	Over Votes:	0	0.00%	0	0.00%	0	0.00%	0	0.00%
	Under Votes:	0	0.00%	0	0.00%	30	5.08%	30	5.08%

Party	Candidate	Absentee		Early		Election		Total	
Precinct A138 (Ballots Cast: 444)									
STRAIGHT PARTY, Vote For 1									
	Republican Party	0	0.00%	0	0.00%	133	63.94%	133	63.94%
	Democratic Party	0	0.00%	0	0.00%	75	36.06%	75	36.06%
	Cast Votes:	0	0.00%	0	0.00%	208	46.85%	208	46.85%
	Over Votes:	0	0.00%	0	0.00%	0	0.00%	0	0.00%
	Under Votes:	0	0.00%	0	0.00%	236	53.15%	236	53.15%
GOVERNOR and LIEUTENANT GOVERNOR, Vote For 1									
	Matt BEVIN Jenean HAMPTON	0	0.00%	0	0.00%	232	52.37%	232	52.37%
	Jack CONWAY Sannie OVERLY	0	0.00%	0	0.00%	193	43.57%	193	43.57%
	Drew CURTIS Heather CURTIS	0	0.00%	0	0.00%	18	4.06%	18	4.06%
	Gatewood B. GATEWOOD Elisabeth ANDERSON (W)	0	0.00%	0	0.00%	0	0.00%	0	0.00%
	GALBRAITH (W)	0	0.00%	0	0.00%	0	0.00%	0	0.00%
	Blackii Effing WHYTE Philip JACOBS (W)	0	0.00%	0	0.00%	0	0.00%	0	0.00%
	Cast Votes:	0	0.00%	0	0.00%	443	99.77%	443	99.77%
	Over Votes:	0	0.00%	0	0.00%	0	0.00%	0	0.00%
	Under Votes:	0	0.00%	0	0.00%	1	0.23%	1	0.23%
SECRETARY of STATE, Vote For 1									
	Stephen L. KNIPPER	0	0.00%	0	0.00%	243	55.61%	243	55.61%
	Alison Lundergan GRIMES	0	0.00%	0	0.00%	194	44.39%	194	44.39%
	Cast Votes:	0	0.00%	0	0.00%	437	98.42%	437	98.42%
	Over Votes:	0	0.00%	0	0.00%	0	0.00%	0	0.00%
	Under Votes:	0	0.00%	0	0.00%	7	1.58%	7	1.58%
ATTORNEY GENERAL, Vote For 1									
	Whitney H. WESTERFIELD	0	0.00%	0	0.00%	230	53.12%	230	53.12%
	Andy BESHEAR	0	0.00%	0	0.00%	203	46.88%	203	46.88%
	Cast Votes:	0	0.00%	0	0.00%	433	97.52%	433	97.52%
	Over Votes:	0	0.00%	0	0.00%	0	0.00%	0	0.00%
	Under Votes:	0	0.00%	0	0.00%	11	2.48%	11	2.48%
AUDITOR of PUBLIC ACCOUNTS, Vote For 1									
	Mike HARMON	0	0.00%	0	0.00%	252	60.43%	252	60.43%
	Adam H. EDELEN	0	0.00%	0	0.00%	165	39.57%	165	39.57%
	Cast Votes:	0	0.00%	0	0.00%	417	93.92%	417	93.92%
	Over Votes:	0	0.00%	0	0.00%	0	0.00%	0	0.00%
	Under Votes:	0	0.00%	0	0.00%	27	6.08%	27	6.08%

Total Number of Voters : 31,674 of 0 = 0.00%

Precincts Reporting 108 of 108 = 100.00%

Party	Candidate	Absentee		Early		Election		Total	
Precinct A138 (Ballots Cast: 444)									
STATE TREASURER, Vote For 1									
	Allison BALL	0	0.00%	0	0.00%	288	66.98%	288	66.98%
	Rick NELSON	0	0.00%	0	0.00%	142	33.02%	142	33.02%
	Cast Votes:	0	0.00%	0	0.00%	430	96.85%	430	96.85%
	Over Votes:	0	0.00%	0	0.00%	0	0.00%	0	0.00%
	Under Votes:	0	0.00%	0	0.00%	14	3.15%	14	3.15%
COMMISSIONER of AGRICULTURE, Vote For 1									
	Ryan F. QUARLES	0	0.00%	0	0.00%	256	60.81%	256	60.81%
	Jean-Marie LAWSON SPANN	0	0.00%	0	0.00%	165	39.19%	165	39.19%
	Cast Votes:	0	0.00%	0	0.00%	421	94.82%	421	94.82%
	Over Votes:	0	0.00%	0	0.00%	0	0.00%	0	0.00%
	Under Votes:	0	0.00%	0	0.00%	23	5.18%	23	5.18%

Party	Candidate	Absentee		Early		Election		Total	
Precinct A130 (Ballots Cast: 252)									
STRAIGHT PARTY, Vote For 1									
	Republican Party	0	0.00%	0	0.00%	81	61.83%	81	61.83%
	Democratic Party	0	0.00%	0	0.00%	50	38.17%	50	38.17%
	Cast Votes:	0	0.00%	0	0.00%	131	51.98%	131	51.98%
	Over Votes:	0	0.00%	0	0.00%	0	0.00%	0	0.00%
	Under Votes:	0	0.00%	0	0.00%	121	48.02%	121	48.02%
GOVERNOR and LIEUTENANT GOVERNOR, Vote For 1									
	Matt BEVIN Jenean HAMPTON	0	0.00%	0	0.00%	138	54.98%	138	54.98%
	Jack CONWAY Sannie OVERLY	0	0.00%	0	0.00%	100	39.84%	100	39.84%
	Drew CURTIS Heather CURTIS	0	0.00%	0	0.00%	13	5.18%	13	5.18%
	Gatewood B. GATEWOOD Elisabeth ANDERSON (W)	0	0.00%	0	0.00%	0	0.00%	0	0.00%
	GALBRAITH (W)	0	0.00%	0	0.00%	0	0.00%	0	0.00%
	Blackii Effing WHYTE Philip JACOBS (W)	0	0.00%	0	0.00%	0	0.00%	0	0.00%
	Cast Votes:	0	0.00%	0	0.00%	251	99.60%	251	99.60%
	Over Votes:	0	0.00%	0	0.00%	0	0.00%	0	0.00%
	Under Votes:	0	0.00%	0	0.00%	1	0.40%	1	0.40%
SECRETARY of STATE, Vote For 1									
	Stephen L. KNIPPER	0	0.00%	0	0.00%	142	57.03%	142	57.03%
	Alison Lundergan GRIMES	0	0.00%	0	0.00%	107	42.97%	107	42.97%
	Cast Votes:	0	0.00%	0	0.00%	249	98.81%	249	98.81%
	Over Votes:	0	0.00%	0	0.00%	0	0.00%	0	0.00%
	Under Votes:	0	0.00%	0	0.00%	3	1.19%	3	1.19%
ATTORNEY GENERAL, Vote For 1									
	Whitney H. WESTERFIELD	0	0.00%	0	0.00%	130	53.06%	130	53.06%
	Andy BESHEAR	0	0.00%	0	0.00%	115	46.94%	115	46.94%
	Cast Votes:	0	0.00%	0	0.00%	245	97.22%	245	97.22%
	Over Votes:	0	0.00%	0	0.00%	0	0.00%	0	0.00%
	Under Votes:	0	0.00%	0	0.00%	7	2.78%	7	2.78%
AUDITOR of PUBLIC ACCOUNTS, Vote For 1									
	Mike HARMON	0	0.00%	0	0.00%	143	59.09%	143	59.09%
	Adam H. EDELEN	0	0.00%	0	0.00%	99	40.91%	99	40.91%
	Cast Votes:	0	0.00%	0	0.00%	242	96.03%	242	96.03%
	Over Votes:	0	0.00%	0	0.00%	0	0.00%	0	0.00%
	Under Votes:	0	0.00%	0	0.00%	10	3.97%	10	3.97%

Precinct Report — Unofficial

GENERAL ELECTION HELD ON — OFFICIAL BALLOT FOR KENTON COUNTY — November 03, 2015

11/04/2015 02:04 PM

Total Number of Voters : 31,674 of 0 = 0.00%

Precincts Reporting 108 of 108 = 100.00%

Party	Candidate	Absentee		Early		Election		Total	
Precinct A130 (Ballots Cast: 252)									
STATE TREASURER, Vote For 1									
	Allison BALL	0	0.00%	0	0.00%	161	66.26%	161	66.26%
	Rick NELSON	0	0.00%	0	0.00%	82	33.74%	82	33.74%
	Cast Votes:	0	0.00%	0	0.00%	243	96.43%	243	96.43%
	Over Votes:	0	0.00%	0	0.00%	0	0.00%	0	0.00%
	Under Votes:	0	0.00%	0	0.00%	9	3.57%	9	3.57%
COMMISSIONER of AGRICULTURE, Vote For 1									
	Ryan F. QUARLES	0	0.00%	0	0.00%	148	61.16%	148	61.16%
	Jean-Marie LAWSON SPANN	0	0.00%	0	0.00%	94	38.84%	94	38.84%
	Cast Votes:	0	0.00%	0	0.00%	242	96.03%	242	96.03%
	Over Votes:	0	0.00%	0	0.00%	0	0.00%	0	0.00%
	Under Votes:	0	0.00%	0	0.00%	10	3.97%	10	3.97%

Total Number of Voters : 31,674 of 0 = 0.00%

Precincts Reporting 108 of 108 = 100.00%

Party	Candidate	Absentee		Early		Election		Total	
Precinct C133 (Ballots Cast: 343)									
STRAIGHT PARTY, Vote For 1									
	Republican Party	0	0.00%	0	0.00%	121	72.89%	121	72.89%
	Democratic Party	0	0.00%	0	0.00%	45	27.11%	45	27.11%
	Cast Votes:	0	0.00%	0	0.00%	166	48.40%	166	48.40%
	Over Votes:	0	0.00%	0	0.00%	0	0.00%	0	0.00%
	Under Votes:	0	0.00%	0	0.00%	177	51.60%	177	51.60%
GOVERNOR and LIEUTENANT GOVERNOR, Vote For 1									
	Matt BEVIN Jenean HAMPTON	0	0.00%	0	0.00%	226	66.28%	226	66.28%
	Jack CONWAY Sannie OVERLY	0	0.00%	0	0.00%	106	31.09%	106	31.09%
	Drew CURTIS Heather CURTIS	0	0.00%	0	0.00%	9	2.64%	9	2.64%
	Gatewood B. GATEWOOD Elisabeth ANDERSON (W)	0	0.00%	0	0.00%	0	0.00%	0	0.00%
	GALBRAITH (W)	0	0.00%	0	0.00%	0	0.00%	0	0.00%
	Blackii Effing WHYTE Philip JACOBS (W)	0	0.00%	0	0.00%	0	0.00%	0	0.00%
	Cast Votes:	0	0.00%	0	0.00%	341	99.42%	341	99.42%
	Over Votes:	0	0.00%	0	0.00%	0	0.00%	0	0.00%
	Under Votes:	0	0.00%	0	0.00%	2	0.58%	2	0.58%
SECRETARY of STATE, Vote For 1									
	Stephen L. KNIPPER	0	0.00%	0	0.00%	230	68.05%	230	68.05%
	Alison Lundergan GRIMES	0	0.00%	0	0.00%	108	31.95%	108	31.95%
	Cast Votes:	0	0.00%	0	0.00%	338	98.54%	338	98.54%
	Over Votes:	0	0.00%	0	0.00%	0	0.00%	0	0.00%
	Under Votes:	0	0.00%	0	0.00%	5	1.46%	5	1.46%
ATTORNEY GENERAL, Vote For 1									
	Whitney H. WESTERFIELD	0	0.00%	0	0.00%	202	60.66%	202	60.66%
	Andy BESHEAR	0	0.00%	0	0.00%	131	39.34%	131	39.34%
	Cast Votes:	0	0.00%	0	0.00%	333	97.08%	333	97.08%
	Over Votes:	0	0.00%	0	0.00%	0	0.00%	0	0.00%
	Under Votes:	0	0.00%	0	0.00%	10	2.92%	10	2.92%
AUDITOR of PUBLIC ACCOUNTS, Vote For 1									
	Mike HARMON	0	0.00%	0	0.00%	233	73.04%	233	73.04%
	Adam H. EDELEN	0	0.00%	0	0.00%	86	26.96%	86	26.96%
	Cast Votes:	0	0.00%	0	0.00%	319	93.00%	319	93.00%
	Over Votes:	0	0.00%	0	0.00%	0	0.00%	0	0.00%
	Under Votes:	0	0.00%	0	0.00%	24	7.00%	24	7.00%

Total Number of Voters : 31,674 of 0 = 0.00%

Precincts Reporting 108 of 108 = 100.00%

Party	Candidate	Absentee		Early		Election		Total	
Precinct C133 (Ballots Cast: 343)									
STATE TREASURER, Vote For 1									
	Allison BALL	0	0.00%	0	0.00%	234	72.67%	234	72.67%
	Rick NELSON	0	0.00%	0	0.00%	88	27.33%	88	27.33%
	Cast Votes:	0	0.00%	0	0.00%	322	93.88%	322	93.88%
	Over Votes:	0	0.00%	0	0.00%	0	0.00%	0	0.00%
	Under Votes:	0	0.00%	0	0.00%	21	6.12%	21	6.12%
COMMISSIONER of AGRICULTURE, Vote For 1									
	Ryan F. QUARLES	0	0.00%	0	0.00%	221	69.28%	221	69.28%
	Jean-Marie LAWSON SPANN	0	0.00%	0	0.00%	98	30.72%	98	30.72%
	Cast Votes:	0	0.00%	0	0.00%	319	93.00%	319	93.00%
	Over Votes:	0	0.00%	0	0.00%	0	0.00%	0	0.00%
	Under Votes:	0	0.00%	0	0.00%	24	7.00%	24	7.00%
QUESTION, Vote For 1									
	YES	0	0.00%	0	0.00%	187	56.33%	187	56.33%
	NO	0	0.00%	0	0.00%	145	43.67%	145	43.67%
	Cast Votes:	0	0.00%	0	0.00%	332	96.79%	332	96.79%
	Over Votes:	0	0.00%	0	0.00%	0	0.00%	0	0.00%
	Under Votes:	0	0.00%	0	0.00%	11	3.21%	11	3.21%

Total Number of Voters : 31,674 of 0 = 0.00%

Precincts Reporting 108 of 108 = 100.00%

Party	Candidate	Absentee		Early		Election		Total	
Precinct C134 (Ballots Cast: 481)									
STRAIGHT PARTY, Vote For 1									
	Republican Party	0	0.00%	0	0.00%	136	64.15%	136	64.15%
	Democratic Party	0	0.00%	0	0.00%	76	35.85%	76	35.85%
	Cast Votes:	0	0.00%	0	0.00%	212	44.07%	212	44.07%
	Over Votes:	0	0.00%	0	0.00%	0	0.00%	0	0.00%
	Under Votes:	0	0.00%	0	0.00%	269	55.93%	269	55.93%
GOVERNOR and LIEUTENANT GOVERNOR, Vote For 1									
	Matt BEVIN Jenean HAMPTON	0	0.00%	0	0.00%	275	57.77%	275	57.77%
	Jack CONWAY Sannie OVERLY	0	0.00%	0	0.00%	189	39.71%	189	39.71%
	Drew CURTIS Heather CURTIS	0	0.00%	0	0.00%	12	2.52%	12	2.52%
	Gatewood B. GATEWOOD Elisabeth ANDERSON (W)	0	0.00%	0	0.00%	0	0.00%	0	0.00%
	GALBRAITH (W)	0	0.00%	0	0.00%	0	0.00%	0	0.00%
	Blackii Effing WHYTE Philip JACOBS (W)	0	0.00%	0	0.00%	0	0.00%	0	0.00%
	Cast Votes:	0	0.00%	0	0.00%	476	98.96%	476	98.96%
	Over Votes:	0	0.00%	0	0.00%	0	0.00%	0	0.00%
	Under Votes:	0	0.00%	0	0.00%	5	1.04%	5	1.04%
SECRETARY of STATE, Vote For 1									
	Stephen L. KNIPPER	0	0.00%	0	0.00%	257	54.45%	257	54.45%
	Alison Lundergan GRIMES	0	0.00%	0	0.00%	215	45.55%	215	45.55%
	Cast Votes:	0	0.00%	0	0.00%	472	98.13%	472	98.13%
	Over Votes:	0	0.00%	0	0.00%	0	0.00%	0	0.00%
	Under Votes:	0	0.00%	0	0.00%	9	1.87%	9	1.87%
ATTORNEY GENERAL, Vote For 1									
	Whitney H. WESTERFIELD	0	0.00%	0	0.00%	231	49.36%	231	49.36%
	Andy BESHEAR	0	0.00%	0	0.00%	237	50.64%	237	50.64%
	Cast Votes:	0	0.00%	0	0.00%	468	97.30%	468	97.30%
	Over Votes:	0	0.00%	0	0.00%	0	0.00%	0	0.00%
	Under Votes:	0	0.00%	0	0.00%	13	2.70%	13	2.70%
AUDITOR of PUBLIC ACCOUNTS, Vote For 1									
	Mike HARMON	0	0.00%	0	0.00%	289	64.22%	289	64.22%
	Adam H. EDELEN	0	0.00%	0	0.00%	161	35.78%	161	35.78%
	Cast Votes:	0	0.00%	0	0.00%	450	93.56%	450	93.56%
	Over Votes:	0	0.00%	0	0.00%	0	0.00%	0	0.00%
	Under Votes:	0	0.00%	0	0.00%	31	6.44%	31	6.44%

Total Number of Voters : 31,674 of 0 = 0.00%

Precincts Reporting 108 of 108 = 100.00%

Party	Candidate	Absentee		Early		Election		Total	
Precinct C134 (Ballots Cast: 481)									
STATE TREASURER, Vote For 1									
	Allison BALL	0	0.00%	0	0.00%	321	69.18%	321	69.18%
	Rick NELSON	0	0.00%	0	0.00%	143	30.82%	143	30.82%
	Cast Votes:	0	0.00%	0	0.00%	464	96.47%	464	96.47%
	Over Votes:	0	0.00%	0	0.00%	0	0.00%	0	0.00%
	Under Votes:	0	0.00%	0	0.00%	17	3.53%	17	3.53%
COMMISSIONER of AGRICULTURE, Vote For 1									
	Ryan F. QUARLES	0	0.00%	0	0.00%	281	62.17%	281	62.17%
	Jean-Marie LAWSON SPANN	0	0.00%	0	0.00%	171	37.83%	171	37.83%
	Cast Votes:	0	0.00%	0	0.00%	452	93.97%	452	93.97%
	Over Votes:	0	0.00%	0	0.00%	0	0.00%	0	0.00%
	Under Votes:	0	0.00%	0	0.00%	29	6.03%	29	6.03%
QUESTION, Vote For 1									
	YES	0	0.00%	0	0.00%	287	65.23%	287	65.23%
	NO	0	0.00%	0	0.00%	153	34.77%	153	34.77%
	Cast Votes:	0	0.00%	0	0.00%	440	91.48%	440	91.48%
	Over Votes:	0	0.00%	0	0.00%	0	0.00%	0	0.00%
	Under Votes:	0	0.00%	0	0.00%	41	8.52%	41	8.52%

Total Number of Voters : 31,674 of 0 = 0.00%

Precincts Reporting 108 of 108 = 100.00%

Party	Candidate	Absentee		Early		Election		Total	
Precinct C135 (Ballots Cast: 692)									
STRAIGHT PARTY, Vote For 1									
	Republican Party	0	0.00%	0	0.00%	244	77.96%	244	77.96%
	Democratic Party	0	0.00%	0	0.00%	69	22.04%	69	22.04%
	Cast Votes:	0	0.00%	0	0.00%	313	45.23%	313	45.23%
	Over Votes:	0	0.00%	0	0.00%	0	0.00%	0	0.00%
	Under Votes:	0	0.00%	0	0.00%	379	54.77%	379	54.77%
GOVERNOR and LIEUTENANT GOVERNOR, Vote For 1									
	Matt BEVIN Jenean HAMPTON	0	0.00%	0	0.00%	462	67.15%	462	67.15%
	Jack CONWAY Sannie OVERLY	0	0.00%	0	0.00%	211	30.67%	211	30.67%
	Drew CURTIS Heather CURTIS	0	0.00%	0	0.00%	15	2.18%	15	2.18%
	Gatewood B. GATEWOOD Elisabeth ANDERSON (W)	0	0.00%	0	0.00%	0	0.00%	0	0.00%
	GALBRAITH (W)	0	0.00%	0	0.00%	0	0.00%	0	0.00%
	Blackii Effing WHYTE Philip JACOBS (W)	0	0.00%	0	0.00%	0	0.00%	0	0.00%
	Cast Votes:	0	0.00%	0	0.00%	688	99.42%	688	99.42%
	Over Votes:	0	0.00%	0	0.00%	0	0.00%	0	0.00%
	Under Votes:	0	0.00%	0	0.00%	4	0.58%	4	0.58%
SECRETARY of STATE, Vote For 1									
	Stephen L. KNIPPER	0	0.00%	0	0.00%	467	68.37%	467	68.37%
	Alison Lundergan GRIMES	0	0.00%	0	0.00%	216	31.63%	216	31.63%
	Cast Votes:	0	0.00%	0	0.00%	683	98.70%	683	98.70%
	Over Votes:	0	0.00%	0	0.00%	0	0.00%	0	0.00%
	Under Votes:	0	0.00%	0	0.00%	9	1.30%	9	1.30%
ATTORNEY GENERAL, Vote For 1									
	Whitney H. WESTERFIELD	0	0.00%	0	0.00%	428	63.98%	428	63.98%
	Andy BESHEAR	0	0.00%	0	0.00%	241	36.02%	241	36.02%
	Cast Votes:	0	0.00%	0	0.00%	669	96.68%	669	96.68%
	Over Votes:	0	0.00%	0	0.00%	0	0.00%	0	0.00%
	Under Votes:	0	0.00%	0	0.00%	23	3.32%	23	3.32%
AUDITOR of PUBLIC ACCOUNTS, Vote For 1									
	Mike HARMON	0	0.00%	0	0.00%	490	74.70%	490	74.70%
	Adam H. EDELEN	0	0.00%	0	0.00%	166	25.30%	166	25.30%
	Cast Votes:	0	0.00%	0	0.00%	656	94.80%	656	94.80%
	Over Votes:	0	0.00%	0	0.00%	0	0.00%	0	0.00%
	Under Votes:	0	0.00%	0	0.00%	36	5.20%	36	5.20%

Total Number of Voters : 31,674 of 0 = 0.00%

Precincts Reporting 108 of 108 = 100.00%

Party	Candidate	Absentee		Early		Election		Total	
Precinct C135 (Ballots Cast: 692)									
STATE TREASURER, Vote For 1									
	Allison BALL	0	0.00%	0	0.00%	520	78.55%	520	78.55%
	Rick NELSON	0	0.00%	0	0.00%	142	21.45%	142	21.45%
	Cast Votes:	0	0.00%	0	0.00%	662	95.66%	662	95.66%
	Over Votes:	0	0.00%	0	0.00%	0	0.00%	0	0.00%
	Under Votes:	0	0.00%	0	0.00%	30	4.34%	30	4.34%
COMMISSIONER of AGRICULTURE, Vote For 1									
	Ryan F. QUARLES	0	0.00%	0	0.00%	495	77.46%	495	77.46%
	Jean-Marie LAWSON SPANN	0	0.00%	0	0.00%	144	22.54%	144	22.54%
	Cast Votes:	0	0.00%	0	0.00%	639	92.34%	639	92.34%
	Over Votes:	0	0.00%	0	0.00%	0	0.00%	0	0.00%
	Under Votes:	0	0.00%	0	0.00%	53	7.66%	53	7.66%
QUESTION, Vote For 1									
	YES	0	0.00%	0	0.00%	314	48.68%	314	48.68%
	NO	0	0.00%	0	0.00%	331	51.32%	331	51.32%
	Cast Votes:	0	0.00%	0	0.00%	645	95.70%	645	95.70%
	Over Votes:	0	0.00%	0	0.00%	0	0.00%	0	0.00%
	Under Votes:	0	0.00%	0	0.00%	29	4.30%	29	4.30%

Total Number of Voters : 31,674 of 0 = 0.00%

Precincts Reporting 108 of 108 = 100.00%

Party	Candidate	Absentee		Early		Election		Total	
Precinct C136 (Ballots Cast: 553)									
STRAIGHT PARTY, Vote For 1									
	Republican Party	0	0.00%	0	0.00%	173	63.60%	173	63.60%
	Democratic Party	0	0.00%	0	0.00%	99	36.40%	99	36.40%
	Cast Votes:	0	0.00%	0	0.00%	272	49.19%	272	49.19%
	Over Votes:	0	0.00%	0	0.00%	0	0.00%	0	0.00%
	Under Votes:	0	0.00%	0	0.00%	281	50.81%	281	50.81%
GOVERNOR and LIEUTENANT GOVERNOR, Vote For 1									
	Matt BEVIN Jenean HAMPTON	0	0.00%	0	0.00%	302	54.81%	302	54.81%
	Jack CONWAY Sannie OVERLY	0	0.00%	0	0.00%	227	41.20%	227	41.20%
	Drew CURTIS Heather CURTIS	0	0.00%	0	0.00%	22	3.99%	22	3.99%
	Gatewood B. GATEWOOD Elisabeth ANDERSON (W)	0	0.00%	0	0.00%	0	0.00%	0	0.00%
	GALBRAITH (W)	0	0.00%	0	0.00%	0	0.00%	0	0.00%
	Blackii Effing WHYTE Philip JACOBS (W)	0	0.00%	0	0.00%	0	0.00%	0	0.00%
	Cast Votes:	0	0.00%	0	0.00%	551	99.64%	551	99.64%
	Over Votes:	0	0.00%	0	0.00%	0	0.00%	0	0.00%
	Under Votes:	0	0.00%	0	0.00%	2	0.36%	2	0.36%
SECRETARY of STATE, Vote For 1									
	Stephen L. KNIPPER	0	0.00%	0	0.00%	306	56.35%	306	56.35%
	Alison Lundergan GRIMES	0	0.00%	0	0.00%	237	43.65%	237	43.65%
	Cast Votes:	0	0.00%	0	0.00%	543	98.19%	543	98.19%
	Over Votes:	0	0.00%	0	0.00%	0	0.00%	0	0.00%
	Under Votes:	0	0.00%	0	0.00%	10	1.81%	10	1.81%
ATTORNEY GENERAL, Vote For 1									
	Whitney H. WESTERFIELD	0	0.00%	0	0.00%	265	49.26%	265	49.26%
	Andy BESHEAR	0	0.00%	0	0.00%	273	50.74%	273	50.74%
	Cast Votes:	0	0.00%	0	0.00%	538	97.29%	538	97.29%
	Over Votes:	0	0.00%	0	0.00%	0	0.00%	0	0.00%
	Under Votes:	0	0.00%	0	0.00%	15	2.71%	15	2.71%
AUDITOR of PUBLIC ACCOUNTS, Vote For 1									
	Mike HARMON	0	0.00%	0	0.00%	316	60.65%	316	60.65%
	Adam H. EDELEN	0	0.00%	0	0.00%	205	39.35%	205	39.35%
	Cast Votes:	0	0.00%	0	0.00%	521	94.21%	521	94.21%
	Over Votes:	0	0.00%	0	0.00%	0	0.00%	0	0.00%
	Under Votes:	0	0.00%	0	0.00%	32	5.79%	32	5.79%

Total Number of Voters : 31,674 of 0 = 0.00%

Precincts Reporting 108 of 108 = 100.00%

Party	Candidate	Absentee		Early		Election		Total	
Precinct C136 (Ballots Cast: 553)									
STATE TREASURER, Vote For 1									
	Allison BALL	0	0.00%	0	0.00%	344	65.52%	344	65.52%
	Rick NELSON	0	0.00%	0	0.00%	181	34.48%	181	34.48%
	Cast Votes:	0	0.00%	0	0.00%	525	94.94%	525	94.94%
	Over Votes:	0	0.00%	0	0.00%	0	0.00%	0	0.00%
	Under Votes:	0	0.00%	0	0.00%	28	5.06%	28	5.06%
COMMISSIONER of AGRICULTURE, Vote For 1									
	Ryan F. QUARLES	0	0.00%	0	0.00%	316	60.89%	316	60.89%
	Jean-Marie LAWSON SPANN	0	0.00%	0	0.00%	203	39.11%	203	39.11%
	Cast Votes:	0	0.00%	0	0.00%	519	93.85%	519	93.85%
	Over Votes:	0	0.00%	0	0.00%	0	0.00%	0	0.00%
	Under Votes:	0	0.00%	0	0.00%	34	6.15%	34	6.15%
QUESTION, Vote For 1									
	YES	0	0.00%	0	0.00%	333	63.67%	333	63.67%
	NO	0	0.00%	0	0.00%	190	36.33%	190	36.33%
	Cast Votes:	0	0.00%	0	0.00%	523	94.58%	523	94.58%
	Over Votes:	0	0.00%	0	0.00%	0	0.00%	0	0.00%
	Under Votes:	0	0.00%	0	0.00%	30	5.42%	30	5.42%

Total Number of Voters : 31,674 of 0 = 0.00%

Precincts Reporting 108 of 108 = 100.00%

Party	Candidate	Absentee		Early		Election		Total	
Precinct C137 (Ballots Cast: 308)									
STRAIGHT PARTY, Vote For 1									
	Republican Party	0	0.00%	0	0.00%	96	74.42%	96	74.42%
	Democratic Party	0	0.00%	0	0.00%	33	25.58%	33	25.58%
	Cast Votes:	0	0.00%	0	0.00%	129	41.88%	129	41.88%
	Over Votes:	0	0.00%	0	0.00%	0	0.00%	0	0.00%
	Under Votes:	0	0.00%	0	0.00%	179	58.12%	179	58.12%
GOVERNOR and LIEUTENANT GOVERNOR, Vote For 1									
	Matt BEVIN Jenean HAMPTON	0	0.00%	0	0.00%	185	60.26%	185	60.26%
	Jack CONWAY Sannie OVERLY	0	0.00%	0	0.00%	110	35.83%	110	35.83%
	Drew CURTIS Heather CURTIS	0	0.00%	0	0.00%	12	3.91%	12	3.91%
	Gatewood B. GATEWOOD Elisabeth ANDERSON (W)	0	0.00%	0	0.00%	0	0.00%	0	0.00%
	GALBRAITH (W)	0	0.00%	0	0.00%	0	0.00%	0	0.00%
	Blackii Effing WHYTE Philip JACOBS (W)	0	0.00%	0	0.00%	0	0.00%	0	0.00%
	Cast Votes:	0	0.00%	0	0.00%	307	99.68%	307	99.68%
	Over Votes:	0	0.00%	0	0.00%	0	0.00%	0	0.00%
	Under Votes:	0	0.00%	0	0.00%	1	0.32%	1	0.32%
SECRETARY of STATE, Vote For 1									
	Stephen L. KNIPPER	0	0.00%	0	0.00%	182	61.07%	182	61.07%
	Alison Lundergan GRIMES	0	0.00%	0	0.00%	116	38.93%	116	38.93%
	Cast Votes:	0	0.00%	0	0.00%	298	96.75%	298	96.75%
	Over Votes:	0	0.00%	0	0.00%	0	0.00%	0	0.00%
	Under Votes:	0	0.00%	0	0.00%	10	3.25%	10	3.25%
ATTORNEY GENERAL, Vote For 1									
	Whitney H. WESTERFIELD	0	0.00%	0	0.00%	171	57.77%	171	57.77%
	Andy BESHEAR	0	0.00%	0	0.00%	125	42.23%	125	42.23%
	Cast Votes:	0	0.00%	0	0.00%	296	96.10%	296	96.10%
	Over Votes:	0	0.00%	0	0.00%	0	0.00%	0	0.00%
	Under Votes:	0	0.00%	0	0.00%	12	3.90%	12	3.90%
AUDITOR of PUBLIC ACCOUNTS, Vote For 1									
	Mike HARMON	0	0.00%	0	0.00%	202	69.90%	202	69.90%
	Adam H. EDELEN	0	0.00%	0	0.00%	87	30.10%	87	30.10%
	Cast Votes:	0	0.00%	0	0.00%	289	93.83%	289	93.83%
	Over Votes:	0	0.00%	0	0.00%	0	0.00%	0	0.00%
	Under Votes:	0	0.00%	0	0.00%	19	6.17%	19	6.17%

Party	Candidate	Absentee		Early		Election		Total	
Precinct C137 (Ballots Cast: 308)									
STATE TREASURER, Vote For 1									
	Allison BALL	0	0.00%	0	0.00%	216	73.72%	216	73.72%
	Rick NELSON	0	0.00%	0	0.00%	77	26.28%	77	26.28%
	Cast Votes:	0	0.00%	0	0.00%	293	95.13%	293	95.13%
	Over Votes:	0	0.00%	0	0.00%	0	0.00%	0	0.00%
	Under Votes:	0	0.00%	0	0.00%	15	4.87%	15	4.87%
COMMISSIONER of AGRICULTURE, Vote For 1									
	Ryan F. QUARLES	0	0.00%	0	0.00%	206	72.03%	206	72.03%
	Jean-Marie LAWSON SPANN	0	0.00%	0	0.00%	80	27.97%	80	27.97%
	Cast Votes:	0	0.00%	0	0.00%	286	92.86%	286	92.86%
	Over Votes:	0	0.00%	0	0.00%	0	0.00%	0	0.00%
	Under Votes:	0	0.00%	0	0.00%	22	7.14%	22	7.14%
QUESTION, Vote For 1									
	YES	0	0.00%	0	0.00%	207	70.41%	207	70.41%
	NO	0	0.00%	0	0.00%	87	29.59%	87	29.59%
	Cast Votes:	0	0.00%	0	0.00%	294	95.45%	294	95.45%
	Over Votes:	0	0.00%	0	0.00%	0	0.00%	0	0.00%
	Under Votes:	0	0.00%	0	0.00%	14	4.55%	14	4.55%

Party	Candidate	Absentee		Early		Election		Total	
Precinct B129 (Ballots Cast: 242)									
STRAIGHT PARTY, Vote For 1									
	Republican Party	0	0.00%	0	0.00%	96	73.85%	96	73.85%
	Democratic Party	0	0.00%	0	0.00%	34	26.15%	34	26.15%
	Cast Votes:	0	0.00%	0	0.00%	130	53.72%	130	53.72%
	Over Votes:	0	0.00%	0	0.00%	0	0.00%	0	0.00%
	Under Votes:	0	0.00%	0	0.00%	112	46.28%	112	46.28%
GOVERNOR and LIEUTENANT GOVERNOR, Vote For 1									
	Matt BEVIN Jenean HAMPTON	0	0.00%	0	0.00%	149	62.34%	149	62.34%
	Jack CONWAY Sannie OVERLY	0	0.00%	0	0.00%	81	33.89%	81	33.89%
	Drew CURTIS Heather CURTIS	0	0.00%	0	0.00%	9	3.77%	9	3.77%
	Gatewood B. GATEWOOD Elisabeth ANDERSON (W)	0	0.00%	0	0.00%	0	0.00%	0	0.00%
	GALBRAITH (W)	0	0.00%	0	0.00%	0	0.00%	0	0.00%
	Blackii Effing WHYTE Philip JACOBS (W)	0	0.00%	0	0.00%	0	0.00%	0	0.00%
	Cast Votes:	0	0.00%	0	0.00%	239	98.76%	239	98.76%
	Over Votes:	0	0.00%	0	0.00%	0	0.00%	0	0.00%
	Under Votes:	0	0.00%	0	0.00%	3	1.24%	3	1.24%
SECRETARY of STATE, Vote For 1									
	Stephen L. KNIPPER	0	0.00%	0	0.00%	154	64.17%	154	64.17%
	Alison Lundergan GRIMES	0	0.00%	0	0.00%	86	35.83%	86	35.83%
	Cast Votes:	0	0.00%	0	0.00%	240	99.17%	240	99.17%
	Over Votes:	0	0.00%	0	0.00%	0	0.00%	0	0.00%
	Under Votes:	0	0.00%	0	0.00%	2	0.83%	2	0.83%
ATTORNEY GENERAL, Vote For 1									
	Whitney H. WESTERFIELD	0	0.00%	0	0.00%	136	56.90%	136	56.90%
	Andy BESHEAR	0	0.00%	0	0.00%	103	43.10%	103	43.10%
	Cast Votes:	0	0.00%	0	0.00%	239	98.76%	239	98.76%
	Over Votes:	0	0.00%	0	0.00%	0	0.00%	0	0.00%
	Under Votes:	0	0.00%	0	0.00%	3	1.24%	3	1.24%
AUDITOR of PUBLIC ACCOUNTS, Vote For 1									
	Mike HARMON	0	0.00%	0	0.00%	158	67.52%	158	67.52%
	Adam H. EDELEN	0	0.00%	0	0.00%	76	32.48%	76	32.48%
	Cast Votes:	0	0.00%	0	0.00%	234	96.69%	234	96.69%
	Over Votes:	0	0.00%	0	0.00%	0	0.00%	0	0.00%
	Under Votes:	0	0.00%	0	0.00%	8	3.31%	8	3.31%

Precinct Report — Unofficial

GENERAL ELECTION HELD ON — OFFICIAL BALLOT FOR KENTON COUNTY — November 03, 2015

11/04/2015 02:04 PM

Total Number of Voters : 31,674 of 0 = 0.00%

Precincts Reporting 108 of 108 = 100.00%

Party	Candidate	Absentee		Early		Election		Total	
Precinct B129 (Ballots Cast: 242)									
STATE TREASURER, Vote For 1									
	Allison BALL	0	0.00%	0	0.00%	164	68.91%	164	68.91%
	Rick NELSON	0	0.00%	0	0.00%	74	31.09%	74	31.09%
	Cast Votes:	0	0.00%	0	0.00%	238	98.35%	238	98.35%
	Over Votes:	0	0.00%	0	0.00%	0	0.00%	0	0.00%
	Under Votes:	0	0.00%	0	0.00%	4	1.65%	4	1.65%
COMMISSIONER of AGRICULTURE, Vote For 1									
	Ryan F. QUARLES	0	0.00%	0	0.00%	164	69.49%	164	69.49%
	Jean-Marie LAWSON SPANN	0	0.00%	0	0.00%	72	30.51%	72	30.51%
	Cast Votes:	0	0.00%	0	0.00%	236	97.52%	236	97.52%
	Over Votes:	0	0.00%	0	0.00%	0	0.00%	0	0.00%
	Under Votes:	0	0.00%	0	0.00%	6	2.48%	6	2.48%

Total Number of Voters : 31,674 of 0 = 0.00%

Precincts Reporting 108 of 108 = 100.00%

Party	Candidate	Absentee		Early		Election		Total	
Precinct B130 (Ballots Cast: 306)									
STRAIGHT PARTY, Vote For 1									
	Republican Party	0	0.00%	0	0.00%	113	78.47%	113	78.47%
	Democratic Party	0	0.00%	0	0.00%	31	21.53%	31	21.53%
	Cast Votes:	0	0.00%	0	0.00%	144	47.06%	144	47.06%
	Over Votes:	0	0.00%	0	0.00%	0	0.00%	0	0.00%
	Under Votes:	0	0.00%	0	0.00%	162	52.94%	162	52.94%
GOVERNOR and LIEUTENANT GOVERNOR, Vote For 1									
	Matt BEVIN Jenean HAMPTON	0	0.00%	0	0.00%	198	65.35%	198	65.35%
	Jack CONWAY Sannie OVERLY	0	0.00%	0	0.00%	95	31.35%	95	31.35%
	Drew CURTIS Heather CURTIS	0	0.00%	0	0.00%	10	3.30%	10	3.30%
	Gatewood B. GATEWOOD Elisabeth ANDERSON (W)	0	0.00%	0	0.00%	0	0.00%	0	0.00%
	GALBRAITH (W)	0	0.00%	0	0.00%	0	0.00%	0	0.00%
	Blackii Effing WHYTE Philip JACOBS (W)	0	0.00%	0	0.00%	0	0.00%	0	0.00%
	Cast Votes:	0	0.00%	0	0.00%	303	99.02%	303	99.02%
	Over Votes:	0	0.00%	0	0.00%	0	0.00%	0	0.00%
	Under Votes:	0	0.00%	0	0.00%	3	0.98%	3	0.98%
SECRETARY of STATE, Vote For 1									
	Stephen L. KNIPPER	0	0.00%	0	0.00%	205	68.11%	205	68.11%
	Alison Lundergan GRIMES	0	0.00%	0	0.00%	96	31.89%	96	31.89%
	Cast Votes:	0	0.00%	0	0.00%	301	98.37%	301	98.37%
	Over Votes:	0	0.00%	0	0.00%	0	0.00%	0	0.00%
	Under Votes:	0	0.00%	0	0.00%	5	1.63%	5	1.63%
ATTORNEY GENERAL, Vote For 1									
	Whitney H. WESTERFIELD	0	0.00%	0	0.00%	177	59.20%	177	59.20%
	Andy BESHEAR	0	0.00%	0	0.00%	122	40.80%	122	40.80%
	Cast Votes:	0	0.00%	0	0.00%	299	97.71%	299	97.71%
	Over Votes:	0	0.00%	0	0.00%	0	0.00%	0	0.00%
	Under Votes:	0	0.00%	0	0.00%	7	2.29%	7	2.29%
AUDITOR of PUBLIC ACCOUNTS, Vote For 1									
	Mike HARMON	0	0.00%	0	0.00%	215	73.38%	215	73.38%
	Adam H. EDELEN	0	0.00%	0	0.00%	78	26.62%	78	26.62%
	Cast Votes:	0	0.00%	0	0.00%	293	95.75%	293	95.75%
	Over Votes:	0	0.00%	0	0.00%	0	0.00%	0	0.00%
	Under Votes:	0	0.00%	0	0.00%	13	4.25%	13	4.25%

Total Number of Voters : 31,674 of 0 = 0.00%

Precincts Reporting 108 of 108 = 100.00%

Party	Candidate	Absentee		Early		Election		Total	
Precinct B130 (Ballots Cast: 306)									
STATE TREASURER, Vote For 1									
	Allison BALL	0	0.00%	0	0.00%	217	73.81%	217	73.81%
	Rick NELSON	0	0.00%	0	0.00%	77	26.19%	77	26.19%
	Cast Votes:	0	0.00%	0	0.00%	294	96.08%	294	96.08%
	Over Votes:	0	0.00%	0	0.00%	0	0.00%	0	0.00%
	Under Votes:	0	0.00%	0	0.00%	12	3.92%	12	3.92%
COMMISSIONER of AGRICULTURE, Vote For 1									
	Ryan F. QUARLES	0	0.00%	0	0.00%	213	72.95%	213	72.95%
	Jean-Marie LAWSON SPANN	0	0.00%	0	0.00%	79	27.05%	79	27.05%
	Cast Votes:	0	0.00%	0	0.00%	292	95.42%	292	95.42%
	Over Votes:	0	0.00%	0	0.00%	0	0.00%	0	0.00%
	Under Votes:	0	0.00%	0	0.00%	14	4.58%	14	4.58%

OFFICIAL CERTIFICATION

KENTON COUNTY

WE, THE UNDERSIGNED, DO HEREBY CERTIFY THAT THE PRECEEDING ELECTION RESULTS ARE ACCURATE AND COMPLETE FOR THE GENERAL ELECTION HELD ON NOVEMBER 3, 2015.

COUNTY CLERK	DATE	SHERIFF REP	DATE
BOARD MEMBER	DATE	BOARD MEMBER	DATE

Knott County

RECAPITULATION SHEET

Primary Election
May 17, 2016

PRECINCT

	UNITED STATES SENATOR			UNITED STATES REPRESENTATIVE IN CONGRESS	PRESIDENT OF THE UNITED STATES					
	Rand PAUL	Stephen Howard SLAUGHTER	James R. GOULD	Harold "Hal" ROGERS	John BURK JR.	Martin J. O'MALLEY	Bernard "Bernie" SANDERS	Hillary CLINTON	Roque Rocky DE LA FUENTE	"UNCOMMITTED"
A101 Hindman Right Ward	5	0	0	4	1	2	59	25	0	9
A103 Clear Creek	3	0	0	3	0	2	41	35	0	1
A104 Carrie, Emmalena	8	2	0	9	2	7	85	44	1	11
A105 Lotts Creek, Cordia	2	1	0	3	1	0	46	25	0	2
A106 Garner	1	0	0	1	0	1	37	17	0	4
A108 Leburn	2	0	1	1	2	2	33	20	1	3
B101 Upper Carr, Pinetop	2	1	0	1	2	3	51	19	0	13
B102 Middle Carr, Litt Carr	1	1	0	5	3	1	50	37	1	4
B103 Breedings Creek, Redfox	7	1	0	4	3	0	28	8	1	7
B104 Irishman, Amburgey	3	0	0	3	0	1	50	11	1	16
B105 Sassafras	1	1	1	3	0	0	23	21	1	7
B106 Anco, Hazard	6	0	0	6	0	1	15	7	0	1
B107 Mallie	8	1	0	10	0	2	51	24	0	1
C101 Lowerball, Vest, Talcum	5	0	2	6	0	0	38	22	0	12
C102 Upper Ball, Softshell	10	0	0	7	3	1	53	25	1	9
C103 Upper Quicksand, Elmrock	2	0	0	2	0	0	8	7	0	1
C104 Saltlick, Hueysville	0	0	0	0	0	0	7	4	1	0
C105 Rockfork, Garrett	2	1	0	2	1	2	31	7	1	0
C106 Lower Quicksand, Decoy	0	0	0	0	0	2	3	0	1	1
C107 Middle Ball, Vest	13	0	1	4	0	2	30	21	0	7
C108 Hindman Left Ward	4	1	0	6	0	1	47	17	0	1
C109 Upper Jones Fork	1	0	0	1	0	1	19	11	1	3
C110 Fisty	5	0	0	3	2	3	23	8	0	1
C111 Lower Jones Fork, Lackey	0	0	0	0	0	0	16	7	0	2
C112 Middle Jones Fork, Mousie	1	0	0	2	0	0	30	37	2	5
D102 Lower Caney, Raven	1	0	0	1	0	1	15	9	0	3
D103 Lower Beaver, Dema	1	0	0	0	1	3	43	21	1	7
D104 Upper Beaver, Kite, Deane	1	0	0	0	1	2	43	23	1	5
D105 Upper Caney, Pippa Passes	4	0	1	3	2	0	62	41	1	10
D107 Middle Beaver, Topmost	4	0	1	4	1	0	49	18	0	3
Abs. Machine Total	3	0	2	4	0	1	22	9	0	4
Abs. Paper Total	2	0	1	2	1	0	6	3	0	4
ABSENTEE TOTAL	5	0	3	6	1	1	28	12	0	8
PRECINCT MACHINE TOTAL	99	10	7	94	25	41	1086	571	16	130
TOTAL VOTES	104	10	10	100	26	42	1114	583	16	138

RECAPITULATION SHEET

Kecia

	Tom RECKTENWALD	Grant T. SHORT	Sellus WILDER	Jim GRAY	Rory HOULIHAN	Jeff KENDER	Ron LEACH
A101 Hindman Right Ward	4	16	11	40	0	2	9
A103 Clear Creek	4	11	8	45	0	1	2
A104 Carrie, Emmalena	11	25	9	68	3	10	10
A105 Lotts Creek, Cordia	3	13	9	35	2	0	5
A106 Garner	2	10	1	29	0	1	2
A108 Leburn	2	14	1	27	0	1	3
B101 Upper Carr, Pinetop	5	18	5	39	2	3	1
B102 Middle Carr, Litt Carr	0	20	5	48	3	1	3
B103 Breedings Creek, Redfox	0	9	2	25	2	1	3
B104 Irishman, Amburgey	4	12	3	31	0	2	5
B105 Sassafras	1	11	2	32	0	0	2
B106 Anco, Hazard	2	8	0	10	1	2	1
B107 Mallie	4	18	7	36	0	2	5
C101 Lowerball, Vest, Talcum	2	13	2	35	0	2	1
C102 Upper Ball, Softshell	2	15	4	43	0	1	7
C103 Upper Quicksand, Elmrock	1	4	0	8	0	0	0
C104 Saltlick, Hueysville	0	0	1	8	1	0	0
C105 Rockfork, Garrett	1	10	3	21	0	1	1
C106 Lower Quicksand, Decoy	0	0	0	6	0	0	0
C107 Middle Ball, Vest	3	14	2	26	0	3	4
C108 Hindman Left Ward	4	11	8	38	1	0	3
C109 Upper Jones Fork	2	11	0	15	0	2	4
C110 Fisty	2	8	5	16	0	1	1
C111 Lower Jones Fork, Lackey	2	5	2	8	0	1	3
C112 Middle Jones Fork, Mousie	4	10	7	33	0	1	5
D102 Lower Caney, Raven	1	7	2	12	0	0	4
D103 Lower Beaver, Dema	4	16	3	47	1	1	5
D104 Upper Beaver, Kite, Deane	2	16	3	42	4	2	1
D105 Upper Caney, Pippa Passes	2	27	14	51	1	1	5
D107 Middle Beaver, Topmost	4	17	7	30	0	2	0
Abs. Machine Total	5	7	4	13	1	0	1
Abs. Paper Total	1	4	0	6	0	1	1
ABSENTEE TOTAL	6	11	4	19	1	1	2
PRECINCT MACHINE TOTAL	48	369	126	904	24	45	95
TOTAL VOTES	84	380	130	923	25	46	97

Knott County — RECAPITULATION SHEET

RECAPITULATION SHEET

Primary Election
May 17, 2016

PRECINCT

PRECINCT	UNITED STATES SENATOR	Rand PAUL	Stephen Howard SLAUGHTER	James R. GOULD	REPRESENTATIVE IN CONGRESS	Harold "Hal" ROGERS	John BURK JR.	PRESIDENT OF THE UNITED STATES	Martin J. O'MALLEY	Bernard "Bernie" SANDERS	Hillary CLINTON	Roque Rocky DE LA FUENTE	"UNCOMMITTED"	UNITED STATES SENATOR	Tom RECKTENWALD	Grant T. SHORT	Sellus WILDER	Jim GRAY	Rory HOULIHAN	Jeff KENDER	Ron LEACH
A101 Hindman Right Ward		5	0	0		4	1		2	59	25	0	9		4	16	11	40	3	3	9
A103 Clear Creek		3	0	0		3	0		2	41	35	0	1		4	11	8	45	0	1	2
A104 Carrie, Emmalena		8	2	0		9	2		7	85	44	1	11		11	25	9	68	3	10	10
A105 Lotts Creek, Cordia		2	1	0		3	1		0	46	25	0	2		3	13	9	35	2	0	5
A106 Garner		1	0	0		1	0		1	37	17	0	4		2	10	1	29	0	1	2
A108 Leburn		2	0	1		1	2		2	33	20	1	3		2	14	1	27	0	1	3
B101 Upper Carr, Pinelop		2	1	0		1	2		3	51	19	0	13		5	18	5	39	2	3	1
B102 Middle Carr, Litt Carr		7	1	0		5	3		1	50	37	1	4		0	20	5	48	3	1	3
B103 Breedings Creek, Redfox		7	1	0		4	3		0	28	8	1	7		0	9	2	25	2	1	3
B104 Irishman, Amburgey		3	0	0		3	0		1	50	11	1	6		4	12	3	31	0	2	5
B105 Sassafras		1	0	1		3	0		0	23	21	1	7		1	11	2	32	0	0	2
B106 Anco, Hazard		6	0	0		6	0		1	15	7	0	1		2	8	0	10	1	2	1
B107 Mallie		8	1	0		10	0		2	51	24	0	1		4	18	7	36	0	2	5
C101 Lowerball, Vest, Talcum		5	0	2		6	0		0	38	22	0	3		2	13	2	35	0	2	1
C102 Upper Ball, Softshell		10	0	0		7	3		1	53	25	1	9		2	15	4	43	0	1	7
C103 Upper Quicksand, Elmrock		2	0	0		2	0		0	8	7	0	1		1	4	0	8	0	0	0
C104 Saitlick, Hueysville		0	0	0		0	0		0	7	4	1	0		0	0	1	8	1	0	0
C105 Rockfork, Garrett		2	1	0		2	1		2	31	7	1	0		1	10	3	21	0	1	1
C106 Lower Quicksand, Decoy		0	0	0		0	0		2	3	0	1	1		0	0	0	6	0	0	0
C107 Middle Ball, Vest		3	0	1		4	0		2	30	21	0	7		3	14	2	26	0	3	4
C108 Hindman Left Ward		4	1	0		6	0		1	42	17	0	1		4	11	8	38	1	0	3
C109 Upper Jones Fork		1	0	0		1	0		1	19	11	1	3		2	11	0	15	0	2	4
C110 Fisty		5	0	0		3	2		3	23	8	0	1		2	8	5	16	0	1	1
C111 Lower Jones Fork, Lackey		0	0	0		0	0		0	16	7	0	2		2	5	2	8	0	1	3
C112 Middle Jones Fork, Mousie		1	0	0		2	0		0	30	37	2	5		4	10	7	33	0	1	5
D102 Lower Caney, Raven		1	0	0		1	0		2	15	9	0	3		1	7	2	12	0	0	4
D103 Lower Beaver, Dema		1	0	0		0	1		3	43	21	1	7		4	16	3	47	1	1	5
D104 Upper Beaver, Kite, Deane		1	0	0		0	1		2	43	23	1	5		2	16	3	42	4	2	1
D105 Upper Caney, Pippa Passes		4	0	1		3	2		0	62	41	1	10		2	27	14	51	1	1	5
D107 Middle Beaver, Topmost		4	0	1		4	1		0	49	18	0	3		4	17	7	30	0	2	0
Abs. Machine Total		3	0	2		4	0		1	22	9	0	4		5	7	4	13	1	0	1
Abs. Paper Total		2	0	1		2	1		0	6	[illegible]	0	4		1	4	0	6	0	1	1
ABSENTEE TOTAL		5	0	3		6	1		1	28	12	0	8		6	11	4	19	1	1	2
PRECINCT MACHINE TOTAL		99	10	7		94	25		41	1086	571	16	130		78	369	126	901	24	45	95
TOTAL VOTES		104	10	10		100	26		42	1114	583	16	138		84	380	130	928	25	46	97



KNOX COUNTY
RECAPITULATION
SHEET PRIMARY
ELECTION MAY 17th,
2016

	DEMOCRAT													REPUBLICAN					
	PRESIDENT OF THE UNITED STATES					UNITED STATES SENATOR							UNITED STATES SENATOR				REPRESENTATIVE IN CONGRESS 5th Congressional District		
	Martin J. O'MALLEY	Bernard "Bernie" SANDERS	Hillary CLINTON	Roque Rocky DE LA FUENTE	"UNCOMMITTED"	Tom RECKTENWALD	Grant T. SHORT	Sellus WILDER	Jim GRAY	Rory HOULIHAN	Jeff KENDER	Ron LEACH	Rand PAUL	Stephen Howard SLAUGHTER	James R. GOULD		Harold "Hal" ROGERS	John BURK JR.
A101 Fount	0	5	6	0	1	0	0	0	7	1	0	2	40	5	5		43	9
A102 Jarvis	0	8	9	0	1	0	1	0	15	1	0	0	21	6	4		24	7
A103 Girdler	0	6	4	0	1	0	1	2	6	0	1	0	48	4	4		51	7
A104 Bailey	2	24	25	1	3	1	7	3	39	0	2	1	89	10	8		92	18
A105 Gray	0	30	35	0	4	5	1	8	45	1	2	7	93	8	9		97	13
A106 West Knox	2	14	25	0	3	1	3	2	32	0	3	1	61	4	1		52	12
B101 Upper Stinking	0	6	1	0	0	0	3	1	1	0	2	1	14	1	3		19	0
B102 Hubbard	0	3	6	0	0	0	1	0	8	0	0	3	6	1	0		7	1
B103 Road Fork	0	1	2	0	1	0	0	0	2	0	0	0	8	2	1		10	1
B104 Dewitt	0	4	6	0	0	0	1	0	8	0	0	1	23	5	3		26	6
B105 Bimble	1	6	8	0	2	0	0	0	15	1	0	1	47	3	5		49	7
B106 Calleb's Creek	0	2	6	0	0	1	0	1	5	0	0	0	25	2	2		21	7
B107 Cannon	0	5	12	0	0	1	1	1	10	1	0	1	37	4	1		40	3
B108 Heidrick	2	13	16	0	0	3	0	3	20	0	0	0	55	11	9		65	12
C101 East Flat Lick	0	12	14	0	1	0	0	1	18	0	0	2	24	4	0		28	2
C102 West Flat Lick	0	18	8	0	0	1	1	6	14	1	1	0	26	3	1		31	2
C103 Boone Heights	0	43	49	0	3	6	3	8	60	3	5	3	91	9	7		97	17
C104 Artemus	1	21	18	1	3	0	1	5	28	2	1	5	45	10	4		52	10
C105 Trosper	1	9	12	0	0	1	1	3	12	0	1	2	7	2	2		9	3
D101 Poplar Creek	1	27	23	0	1	4	2	2	42	0	1	0	41	2	3		39	8
D102 Hampton	0	17	16	0	0	2	0	3	19	1	2	2	30	4	3		35	2
D103 Court House	0	15	25	1	3	4	0	8	25	2	2	0	32	2	2		33	4
D104 S. Barbourville	1	32	33	0	0	0	1	10	43	1	0	4	70	7	8		73	13
D105 Lay School	1	28	32	0	1	4	0	10	39	1	1	1	60	5	4		58	10
E101 Walker Park	0	15	15	0	1	0	0	4	19	0	1	2	11	3	2		15	2
E102 Indian Creek	0	1	2	0	1	0	2	0	2	0	0	0	11	5	0		16	3
E103 Wilton	0	22	15	0	2	3	1	2	26	0	2	3	47	7	9		57	5
E104 Lynn Camp	0	25	14	0	2	1	1	9	19	2	1	2	43	6	6		50	6
E105 East Corbin	1	49	33	0	4	0	5	10	55	3	4	2	124	17	12		131	22
E106 North Corbin	2	34	25	1	2	3	7	4	40	3	2	3	56	9	6		61	11
Abs. Machine Total	0	8	13	0	1	0	1	2	17	0	0	1	31	4	2		42	4
Abs. Ballot Total	2	1	12	0	0	0	2	0	7	1	1	3	8	7	3		17	4
Total	**17**	**504**	**520**	**4**	**41**	**41**	**47**	**108**	**698**	**25**	**35**	**53**	**1,324**	**172**	**129**		**1,440**	**231**

PRIMARY ELECTION
LARUE COUNTY - 2ND. CONG. DIST.
RECAPITULATION SHEET
MAY 17, 2016

	ABSENTEE			HODGENVILLE WEST			HODGENVILLE			HODGENVILLE EAST			WHITE CITY			LYONS			BUFFALO			LINCOLN FARM			OTTER			MAGNOLIA			UPTON			MOUNT SHERMAN			BARREN RUN			GRAND TOTAL
	Mail-In	Walk-In	Total	eSlate	eScan	Total	eSlate	eScan	Total	eSlate	eScan	Total	eSlate	eScan	Total	eSlate	eScan	Total	eSlate	eScan	Total	eSlate	eScan	Total	eSlate	eScan	Total	eSlate	eScan	Total	eSlate	eScan	Total	eSlate	eScan	Total	eSlate	eScan	Total	
UNITED STATES SENATOR - REP																																							
Rand PAUL	6	8	14	109	109	15	24	39	9	50	59	—	24	24	16	10	26	3	73	76	2	52	54	6	9	15	15	50	65	17	19	36	21	16	37	10	13	23	577
Stephen Howard SLAUGHTER	0	1	1	5	5	1	6	7	0	1	1	—	0	0	1	1	2	0	2	2	0	5	5	1	0	1	3	2	5	2	5	7	2	0	2	0	1	1	39
James R. GOULD	0	1	1	8	9	0	2	2	0	2	2	—	3	3	1	0	1	0	4	4	6	1	1	0	2	2	2	3	5	0	0	0	0	0	0	0	0	0	29
STATE REPRESENTATIVE - 24th Rep. Dist. - REP																																							
William Brandon REED	3	9	12	92	92	10	25	35	5	35	40	—	15	15	7	4	11	3	50	53	2	40	42	4	7	11	13	42	55	12	15	27	17	11	28	6	7	13	434
Richard TREITZ	3	1	4	36	36	5	8	13	4	19	23	—	12	12	10	7	17	2	36	38	0	17	17	5	3	8	7	12	19	7	7	14	2	4	11	3	7	10	216
PRESIDENT of the UNITED STATES - DEM																																							
Martin J. O'MALLEY	1	2	3	6	6	0	3	3	0	5	5	—	0	0	0	2	2	1	3	4	0	3	3	1	1	2	2	3	5	1	2	3	2	0	2	0	1	1	39
Bernard "Bernie" SANDERS	6	16	22	130	130	18	48	66	22	83	105	—	54	54	22	29	51	15	120	135	0	61	61	15	16	31	35	65	100	38	48	86	19	18	37	18	14	32	910
Hillary CLINTON	26	10	36	83	83	17	48	65	15	84	99	—	48	48	14	26	40	6	70	76	2	39	41	7	9	16	13	41	54	6	16	22	8	10	18	4	10	14	612
Roque Rocky DE LA FUENTE	0	0	0	2	2	0	2	2	0	0	0	—	0	0	0	0	0	0	5	5	0	1	1	0	0	0	1	0	1	0	1	1	0	0	0	0	0	0	12
"UNCOMMITTED"	3	4	7	33	33	1	10	11	1	12	13	—	12	12	6	7	13	2	23	25	0	17	17	3	2	5	14	16	30	2	11	13	1	1	2	2	8	10	191
UNITED STATES SENATOR - DEM																																							
Rory HOULIHAN	1	0	1	8	8	0	3	3	2	9	11	—	4	4	2	4	6	1	10	11	0	6	6	1	1	2	1	2	3	1	2	3	4	1	5	0	2	2	65
Jeff KENDER	0	0	0	11	11	4	2	6	1	6	7	—	5	5	1	7	8	1	13	14	0	10	10	1	1	2	0	7	7	2	7	9	2	2	4	1	0	1	89
Ron LEACH	4	4	8	51	51	12	25	37	8	29	37	—	22	22	6	7	13	9	49	58	0	20	20	1	12	13	14	28	42	5	15	20	4	4	8	6	3	9	328
Tom RECKTENWALD	0	1	1	9	9	0	0	0	1	1	2	—	5	5	2	5	7	3	9	12	0	3	3	1	0	1	2	1	3	2	3	5	0	1	1	0	1	1	50
Grant T. SHORT	0	4	4	7	7	0	4	4	1	12	13	—	1	1	0	1	1	2	10	12	0	6	6	1	1	2	1	4	5	4	1	5	1	1	2	1	3	4	66
Sellus WILDER	0	1	1	11	11	2	10	12	2	8	10	—	4	4	4	4	8	0	9	9	0	8	8	2	1	3	2	7	9	3	3	6	4	1	5	1	7	8	90
Jim GRAY	22	21	43	120	120	16	56	72	19	103	122	—	57	57	22	33	55	9	91	100	2	49	51	15	11	26	32	52	84	25	42	67	10	11	21	11	16	27	846
STATE SENATOR - 5th Sen. Dist. - DEM																																							
Ricky ALVEY	12	21	33	100	100	15	53	68	14	89	103	—	52	52	19	33	52	16	120	136	0	76	76	10	12	22	34	67	101	23	44	67	15	20	35	13	20	33	778
Leslie J. STITH	19	14	33	126	126	19	49	68	20	83	103	—	55	55	22	26	48	10	84	94	2	42	44	13	14	27	26	52	78	22	33	55	13	7	20	11	13	24	795

Linda Carter, Clerk

Bruce B. Dunn

Bob DeHaven

Timothy G.

RECEIVED
MAY 25 2016
State Board of Elections

LAUREL COUNTY **MAY 17, 2016** **PRIMARY ELECTION**

PRECINCTS			UNITED STATES SENATOR (REPUBLICAN)	Rand Paul	Stephen Howard Slaughter	James R. Gould	UNITED STATES REPRESENTATIVE IN CONGRESS (REPUBLICAN)	Harold "Hal" Rogers	John Burk Jr.
	A101	SUBLIMITY		122	10	6		116	24
	A102	CAMPGROUND		48	4	5		46	12
	A103	LONDON #3		108	13	10		104	27
	A104	ROUGH CREEK		95	11	14		92	40
	A105	STANSBERRY		84	11	9		75	31
	A106	SUBLIMITY 2		126	18	14		117	44
	A107	LONDON EAST		95	9	6		86	26
	A108	MCHARGUE		59	6	6		57	14
	B101	FARISTON		97	10	7		88	28
	B102	LILY		91	15	8		99	16
	B103	FELTS		124	13	9		128	23
	B104	ROUGH CREEK #2		53	3	10		51	17
	B105	FARISTON #2		112	8	8		92	37
	B106	SPRING CUT		80	12	9		75	28
	C101	BLACKWATER		25	0	1		24	3
	C102	BUSH		50	7	6		57	11
	C103	LAKE		66	5	7		63	16
	C104	LONDON #1		105	13	9		95	35
	C105	MAPLESVILLE		64	10	1		59	18
	C106	JOHNSON		52	6	3		55	9
	C108	MCWHORTER		81	20	11		94	24
	C109	LONDON #6		117	14	11		112	31
	C110	LONDON #2		100	11	18		95	37
	D101	EAST BERNSTADT #1		130	12	14		129	31
	D102	EAST BERNSTADT #2		89	22	15		105	26
	D103	VIVA		75	5	5		75	12
	D104	OAKLEY		58	10	8		62	21
	D105	CROSSROADS		97	12	14		109	21
	D106	PITTSBURG		91	8	5		84	20
	D107	LONDON #7		74	11	11		71	26
	D108	LIBERTY		69	9	6		59	25
	E101	LONDON #5		84	13	6		81	27
	E103	COLONY		81	14	10		88	24
	E104	LONDON #4		112	12	11		99	38
	E105	HART		108	15	11		101	33
	E106	HART #2		162	14	13		149	45
	E107	COLONY #2		68	4	10		63	21
	E108	LIBERTY #2		58	4	5		60	10
	F101	CAMPBELL		77	6	11		65	31
	F102	COLD HILL		163	19	12		158	45
	F103	INDEPENDENCE		37	9	4		33	14
	F104	LEVEL GREEN		133	23	8		118	44
	F105	KEAVY		138	14	14		137	37
	F106	ROCKHOUSE		75	5	12		76	18
	F107	SOUTH LAUREL		62	7	5		54	21
ELECTION DAY				3995	477	398		3858	1141
				77	27	32		91	31
				171	28	101		193	30
				0	0	0		0	0
				4243	532	439		4142	1202

RECEIVED
MAY 23 2016
State Board of Elections

	Albert Robinson	Michael Bryant	STATE REPRESENTATIVE 90TH REPRESENTATIVE DISTRICT (REPUBLICAN)	Alex Patrick	Regina Petrey Bunch	PRESIDENT OF THE UNITED STATES (DEMOCRATIC)	Martin J. O'Malley	Bernard "Bernie" Sanders	Hillary Clinton	Roque Rocky De La Fuente	"UNCOMMITTED"
	57	87					0	13	15	0	0
	23	34					1	11	13	0	0
	49	88					1	31	27	0	1
	61	72					0	11	15	0	4
	51	58					0	23	13	0	0
	63	100					1	31	24	0	1
	36	77					0	21	25	0	2
	42	30					0	26	29	0	0
	56	64					1	16	22	0	2
	76	42					0	21	22	0	1
	101	50		67	74		1	39	34	0	3
	29	39					0	16	16	0	0
	63	66					0	26	25	1	3
	53	51		34	65		0	25	15	0	5
	13	14					1	5	10	0	0
	36	33					0	7	6	0	1
	34	45					0	4	1	0	0
	53	80					0	34	25	0	1
	37	46					0	6	17	0	2
	35	31					0	11	8	0	3
	75	48					0	11	12	0	2
	45	102					0	20	22	0	1
	47	85					0	13	21	0	0
	54	111					0	19	32	0	4
	78	63					0	2	22	1	2
	62	24					0	6	5	0	1
	41	44					1	10	7	0	3
	76	56					0	7	9	0	1
	61	46					0	13	11	0	0
	49	49					0	11	24	0	3
	32	53					0	12	8	0	0
	52	57					0	10	24	0	1
	47	65					0	18	16	0	0
	43	97					0	27	25	0	0
	43	92					0	17	18	0	0
	68	127					0	24	21	0	2
	39	45					0	7	2	0	2
	24	46					1	5	16	0	2
	49	47					1	24	18	0	0
	98	105					1	28	16	0	2
	29	22					0	9	15	0	1
	94	68		65	96		0	32	26	0	4
	112	59		65	102		0	28	23	0	2
	38	57					0	12	11	0	0
	50	26		28	43		0	24	28	0	3
	2374	2701		259	380		10	766	744	2	65
	70	54		6	1		1	12	21	0	2
	65	82		6	10		1	13	30	2	3
	0	0		0	0		0	0	0	0	0
	2509	2837		271	391		12	791	845	4	70

RECEIVED
MAY 23 2016
Clerk Board of Elections

Tom Recktenwald	Grant T. Short	Sellus Wilder	Jim Gray	Rory Houlihan	Jeff Kender	Ron Leach
1	1	2	21	0	0	0
0	1	1	20	0	1	1
2	4	9	35	3	1	1
2	4	0	21	1	1	1
1	1	9	21	0	0	0
3	2	4	43	0	1	1
1	0	10	33	0	1	1
1	4	3	34	0	3	2
1	1	3	31	0	1	0
4	5	2	27	1	2	1
1	11	6	50	1	2	2
0	0	1	26	1	1	0
0	5	8	34	1	0	0
2	1	3	32	2	1	0
0	0	4	7	0	1	1
1	0	1	7	0	0	3
0	0	1	4	0	0	0
3	3	8	43	1	1	0
3	0	2	17	0	2	1
1	0	3	15	0	1	0
2	2	1	15	3	0	1
3	3	3	32	0	0	2
1	0	6	26	0	0	2
3	2	5	38	0	1	2
1	2	0	18	1	0	1
0	2	1	4	1	2	1
0	0	2	13	2	0	1
3	0	4	5	0	2	0
2	1	4	14	0	2	0
1	0	5	25	1	2	1
0	0	6	13	0	0	0
1	0	3	25	1	0	1
1	0	3	28	1	0	0
1	4	9	33	0	0	1
0	1	5	23	0	1	0
1	2	14	26	0	1	1
0	1	1	5	0	0	2
1	1	1	18	1	0	0
2	2	10	24	0	0	2
4	0	8	25	3	2	2
0	0	2	22	0	0	2
3	5	9	36	1	3	3
3	6	3	34	1	1	3
0	1	3	16	0	0	2
0	5	7	30	2	4	4
60	84	195	1069	29	41	49
1	0	2	27	0	0	3
2	0	1	39	1	2	1
0	0	0	0	0	0	0
63	84	198	1135	30	43	53

Official Results
Dean Johnson
Laurel Co Clerk

RECEIVED
MAY 23 2016
Laurel County Board of Elections

State of Kentucky, County of Laurel, Sct. I, DEAN JOHNSON, Clerk of the Laurel County Court, do certify that the foregoing Primary Election was, on the 18 day of May 20 16 at 11:21a A.M., lodged in my office for record, and that it has been duly recorded in my said office, together with this and the certificate thereon endorsed.
Given under my hand this 18 day of May 20 16 : Elect Book 4 Page 580
Clerk Dean Johnson D.C.

002/003
LAWRENCE CO CLERK
12/10/2015 11:16 FAX 8068380638

Cumulative Report — Unofficial
GENERAL ELECTION HELD ON — OFFICIAL BALLOT FOR LAWRENCE COUNTY — November 03, 2015

11/03/2015 07:37 PM

Total Number of Voters : 2,699 of 0 = 0.00%

Precincts Reporting 19 of 19 = 100.00%

Party	Candidate	Absentee		Early		Election		Total	
STRAIGHT PARTY, Vote For 1									
	Republican Party	0	0.00%	0	0.00%	664	62.23%	664	62.23%
	Democratic Party	0	0.00%	0	0.00%	403	37.77%	403	37.77%
	Cast Votes:	0	0.00%	0	0.00%	1,067	39.53%	1,067	39.53%
	Over Votes:	0	0.00%	0	0.00%	0	0.00%	0	0.00%
	Under Votes:	0	0.00%	0	0.00%	1,632	60.47%	1,632	60.47%
GOVERNOR and LIEUTENANT GOVERNOR, Vote For 1									
REP	Matt BEVIN Jenean HAMPTON	0	0.00%	0	0.00%	1,616	60.84%	1,616	60.84%
DEM	Jack CONWAY Sannie OVERLY	0	0.00%	0	0.00%	973	36.63%	973	36.63%
IND	Drew CURTIS Heather CURTIS	0	0.00%	0	0.00%	66	2.48%	66	2.48%
	Blackii Effing WHYTE Philip JACOBS (W)	0	0.00%	0	0.00%	1	0.04%	1	0.04%
	Cast Votes:	0	0.00%	0	0.00%	2,656	98.41%	2,656	98.41%
	Over Votes:	0	0.00%	0	0.00%	0	0.00%	0	0.00%
	Under Votes:	0	0.00%	0	0.00%	43	1.59%	43	1.59%
SECRETARY of STATE, Vote For 1									
REP	Stephen L. KNIPPER	0	0.00%	0	0.00%	1,472	56.36%	1,472	56.36%
DEM	Alison Lundergan GRIMES	0	0.00%	0	0.00%	1,140	43.64%	1,140	43.64%
	Cast Votes:	0	0.00%	0	0.00%	2,612	96.78%	2,612	96.78%
	Over Votes:	0	0.00%	0	0.00%	0	0.00%	0	0.00%
	Under Votes:	0	0.00%	0	0.00%	87	3.22%	87	3.22%
ATTORNEY GENERAL, Vote For 1									
REP	Whitney H. WESTERFIELD	0	0.00%	0	0.00%	1,422	54.78%	1,422	54.78%
DEM	Andy BESHEAR	0	0.00%	0	0.00%	1,174	45.22%	1,174	45.22%
	Cast Votes:	0	0.00%	0	0.00%	2,596	96.18%	2,596	96.18%
	Over Votes:	0	0.00%	0	0.00%	0	0.00%	0	0.00%
	Under Votes:	0	0.00%	0	0.00%	103	3.82%	103	3.82%
AUDITOR of PUBLIC ACCOUNTS, Vote For 1									
REP	Mike HARMON	0	0.00%	0	0.00%	1,539	60.90%	1,539	60.90%
DEM	Adam H. EDELEN	0	0.00%	0	0.00%	988	39.10%	988	39.10%
	Cast Votes:	0	0.00%	0	0.00%	2,527	93.63%	2,527	93.63%
	Over Votes:	0	0.00%	0	0.00%	0	0.00%	0	0.00%
	Under Votes:	0	0.00%	0	0.00%	172	6.37%	172	6.37%

RECEIVED
DEC 10 2015
State Board of Elections

12/10/2015 11:16 FAX 6066380638 LAWRENCE CO CLERK 003/003

Cumulative Report — Unofficial

GENERAL ELECTION HELD ON — OFFICIAL BALLOT FOR LAWRENCE COUNTY — November 03, 2015

11/03/2015 07:37 PM

Total Number of Voters : 2,699 of 0 = 0.00%

Precincts Reporting 19 of 19 = 100.00%

Party	Candidate	Absentee		Early		Election		Total	
STATE TREASURER, Vote For 1									
REP	Allison BALL	0	0.00%	0	0.00%	1,570	61.14%	1,570	61.14%
DEM	Rick NELSON	0	0.00%	0	0.00%	998	38.86%	998	38.86%
	Cast Votes:	0	0.00%	0	0.00%	2,568	95.15%	2,568	95.15%
	Over Votes:	0	0.00%	0	0.00%	0	0.00%	0	0.00%
	Under Votes:	0	0.00%	0	0.00%	131	4.85%	131	4.85%
COMMISSIONER of AGRICULTURE, Vote For 1									
REP	Ryan F. QUARLES	0	0.00%	0	0.00%	1,567	61.99%	1,567	61.99%
DEM	Jean-Marie LAWSON SPANN	0	0.00%	0	0.00%	961	38.01%	961	38.01%
	Cast Votes:	0	0.00%	0	0.00%	2,528	93.66%	2,528	93.66%
	Over Votes:	0	0.00%	0	0.00%	0	0.00%	0	0.00%
	Under Votes:	0	0.00%	0	0.00%	171	6.34%	171	6.34%
JUSTICE of the SUPREME COURT 7th Supreme Court District (Unexpired Term), Vote For 1									
	Sam WRIGHT	0	0.00%	0	0.00%	1,158	55.41%	1,158	55.41%
	Janet L. STUMBO	0	0.00%	0	0.00%	932	44.59%	932	44.59%
	Cast Votes:	0	0.00%	0	0.00%	2,090	77.44%	2,090	77.44%
	Over Votes:	0	0.00%	0	0.00%	0	0.00%	0	0.00%
	Under Votes:	0	0.00%	0	0.00%	609	22.56%	609	22.56%
MEMBER BOARD of EDUCATION 1st Educational District (Unexpired Term), Vote For 1									
	Maddlane Pack ROBERTS	0	0.00%	0	0.00%	353	100.00%	353	100.00%
	Cast Votes:	0	0.00%	0	0.00%	353	65.49%	353	65.49%
	Over Votes:	0	0.00%	0	0.00%	0	0.00%	0	0.00%
	Under Votes:	0	0.00%	0	0.00%	186	34.51%	186	34.51%
MAYOR City of Blaine (Unexpired Term), Vote For 1									
	No Candidate Filed (W)	0	0.00%	0	0.00%	0	0.00%	0	0.00%
	Cast Votes:	0	0.00%	0	0.00%	0	0.00%	0	0.00%
	Over Votes:	0	0.00%	0	0.00%	0	0.00%	0	0.00%
	Under Votes:	0	0.00%	0	0.00%	2	100.00%	2	100.00%
CITY COMMISSIONERS City of Blaine (Unexpired Term), Vote For 4									
	No Candidate Filed (W)	0	0.00%	0	0.00%	0	0.00%	0	0.00%
	Cast Votes:	0	0.00%	0	0.00%	0	0.00%	0	0.00%
	Over Votes:	0	0.00%	0	0.00%	0	0.00%	0	0.00%
	Under Votes:	0	0.00%	0	0.00%	8	100.00%	8	100.00%

Precinct Report — Unofficial

GENERAL ELECTION HELD ON — OFFICIAL BALLOT FOR LAWRENCE COUNTY — November 03, 2015

11/03/2015 07:38 PM

Total Number of Voters : 2,699 of 0 = 0.00%

Precincts Reporting 19 of 19 = 100.00%

Party	Candidate	Absentee		Early		Election		Total	
Precinct AB (Ballots Cast: 71)									
STRAIGHT PARTY, Vote For 1									
	Republican Party	0	0.00%	0	0.00%	19	61.29%	19	61.29%
	Democratic Party	0	0.00%	0	0.00%	12	38.71%	12	38.71%
	Cast Votes:	0	0.00%	0	0.00%	31	43.66%	31	43.66%
	Over Votes:	0	0.00%	0	0.00%	0	0.00%	0	0.00%
	Under Votes:	0	0.00%	0	0.00%	40	56.34%	40	56.34%
GOVERNOR and LIEUTENANT GOVERNOR, Vote For 1									
	Matt BEVIN Jenean HAMPTON	0	0.00%	0	0.00%	42	61.76%	42	61.76%
	Jack CONWAY Sannie OVERLY	0	0.00%	0	0.00%	26	38.24%	26	38.24%
	Drew CURTIS Heather CURTIS	0	0.00%	0	0.00%	0	0.00%	0	0.00%
	Blackii Effing WHYTE Philip JACOBS (W)	0	0.00%	0	0.00%	0	0.00%	0	0.00%
	Cast Votes:	0	0.00%	0	0.00%	68	95.77%	68	95.77%
	Over Votes:	0	0.00%	0	0.00%	0	0.00%	0	0.00%
	Under Votes:	0	0.00%	0	0.00%	3	4.23%	3	4.23%
SECRETARY of STATE, Vote For 1									
	Stephen L. KNIPPER	0	0.00%	0	0.00%	44	62.86%	44	62.86%
	Alison Lundergan GRIMES	0	0.00%	0	0.00%	26	37.14%	26	37.14%
	Cast Votes:	0	0.00%	0	0.00%	70	98.59%	70	98.59%
	Over Votes:	0	0.00%	0	0.00%	0	0.00%	0	0.00%
	Under Votes:	0	0.00%	0	0.00%	1	1.41%	1	1.41%
ATTORNEY GENERAL, Vote For 1									
	Whitney H. WESTERFIELD	0	0.00%	0	0.00%	44	64.71%	44	64.71%
	Andy BESHEAR	0	0.00%	0	0.00%	24	35.29%	24	35.29%
	Cast Votes:	0	0.00%	0	0.00%	68	95.77%	68	95.77%
	Over Votes:	0	0.00%	0	0.00%	0	0.00%	0	0.00%
	Under Votes:	0	0.00%	0	0.00%	3	4.23%	3	4.23%
AUDITOR of PUBLIC ACCOUNTS, Vote For 1									
	Mike HARMON	0	0.00%	0	0.00%	45	67.16%	45	67.16%
	Adam H. EDELEN	0	0.00%	0	0.00%	22	32.84%	22	32.84%
	Cast Votes:	0	0.00%	0	0.00%	67	94.37%	67	94.37%
	Over Votes:	0	0.00%	0	0.00%	0	0.00%	0	0.00%
	Under Votes:	0	0.00%	0	0.00%	4	5.63%	4	5.63%
STATE TREASURER, Vote For 1									
	Allison BALL	0	0.00%	0	0.00%	46	68.66%	46	68.66%
	Rick NELSON	0	0.00%	0	0.00%	21	31.34%	21	31.34%
	Cast Votes:	0	0.00%	0	0.00%	67	94.37%	67	94.37%
	Over Votes:	0	0.00%	0	0.00%	0	0.00%	0	0.00%
	Under Votes:	0	0.00%	0	0.00%	4	5.63%	4	5.63%

RECEIVED
DEC 09 2015
State Board of Elections

Precinct Report — Unofficial

GENERAL ELECTION HELD ON — OFFICIAL BALLOT FOR LAWRENCE COUNTY — November 03, 2015

11/03/2015 07:38 PM

Total Number of Voters : 2,699 of 0 = 0.00%

Precincts Reporting 19 of 19 = 100.00%

Party	Candidate	Absentee		Early		Election		Total	
Precinct AB (Ballots Cast: 71)									
COMMISSIONER of AGRICULTURE, Vote For 1									
	Ryan F. QUARLES	0	0.00%	0	0.00%	48	70.59%	48	70.59%
	Jean-Marie LAWSON SPANN	0	0.00%	0	0.00%	20	29.41%	20	29.41%
	Cast Votes:	0	0.00%	0	0.00%	68	95.77%	68	95.77%
	Over Votes:	0	0.00%	0	0.00%	0	0.00%	0	0.00%
	Under Votes:	0	0.00%	0	0.00%	3	4.23%	3	4.23%
JUSTICE of the SUPREME COURT 7th Supreme Court District (Unexpired Term), Vote For 1									
	Sam WRIGHT	0	0.00%	0	0.00%	33	53.23%	33	53.23%
	Janet L. STUMBO	0	0.00%	0	0.00%	29	46.77%	29	46.77%
	Cast Votes:	0	0.00%	0	0.00%	62	87.32%	62	87.32%
	Over Votes:	0	0.00%	0	0.00%	0	0.00%	0	0.00%
	Under Votes:	0	0.00%	0	0.00%	9	12.68%	9	12.68%
MEMBER BOARD of EDUCATION 1st Educational District (Unexpired Term), Vote For 1									
	Maddlene Pack ROBERTS	0	0.00%	0	0.00%	4	100.00%	4	100.00%
	Cast Votes:	0	0.00%	0	0.00%	4	57.14%	4	57.14%
	Over Votes:	0	0.00%	0	0.00%	0	0.00%	0	0.00%
	Under Votes:	0	0.00%	0	0.00%	3	42.86%	3	42.86%
MAYOR City of Blaine (Unexpired Term), Vote For 1									
	No Candidate Filed (W)	0	0.00%	0	0.00%	0	0.00%	0	0.00%
	Cast Votes:	0	0.00%	0	0.00%	0	0.00%	0	0.00%
	Over Votes:	0	0.00%	0	0.00%	0	0.00%	0	0.00%
	Under Votes:	0	0.00%	0	0.00%	2	100.00%	2	100.00%
CITY COMMISSIONERS City of Blaine (Unexpired Term), Vote For 4									
	No Candidate Filed (W)	0	0.00%	0	0.00%	0	0.00%	0	0.00%
	Cast Votes:	0	0.00%	0	0.00%	0	0.00%	0	0.00%
	Over Votes:	0	0.00%	0	0.00%	0	0.00%	0	0.00%
	Under Votes:	0	0.00%	0	0.00%	8	100.00%	8	100.00%

Total Number of Voters : 2,699 of 0 = 0.00%

Precincts Reporting 19 of 19 = 100.00%

Party	Candidate	Absentee		Early		Election		Total	
Precinct A101 (Ballots Cast: 152)									
STRAIGHT PARTY, Vote For 1									
	Republican Party	0	0.00%	0	0.00%	45	65.22%	45	65.22%
	Democratic Party	0	0.00%	0	0.00%	24	34.78%	24	34.78%
	Cast Votes:	0	0.00%	0	0.00%	69	45.39%	69	45.39%
	Over Votes:	0	0.00%	0	0.00%	0	0.00%	0	0.00%
	Under Votes:	0	0.00%	0	0.00%	83	54.61%	83	54.61%
GOVERNOR and LIEUTENANT GOVERNOR, Vote For 1									
	Matt BEVIN Jenean HAMPTON	0	0.00%	0	0.00%	92	62.16%	92	62.16%
	Jack CONWAY Sannie OVERLY	0	0.00%	0	0.00%	51	34.46%	51	34.46%
	Drew CURTIS Heather CURTIS	0	0.00%	0	0.00%	5	3.38%	5	3.38%
	Blackii Effing WHYTE Philip JACOBS (W)	0	0.00%	0	0.00%	0	0.00%	0	0.00%
	Cast Votes:	0	0.00%	0	0.00%	148	97.37%	148	97.37%
	Over Votes:	0	0.00%	0	0.00%	0	0.00%	0	0.00%
	Under Votes:	0	0.00%	0	0.00%	4	2.63%	4	2.63%
SECRETARY of STATE, Vote For 1									
	Stephen L. KNIPPER	0	0.00%	0	0.00%	78	52.70%	78	52.70%
	Alison Lundergan GRIMES	0	0.00%	0	0.00%	70	47.30%	70	47.30%
	Cast Votes:	0	0.00%	0	0.00%	148	97.37%	148	97.37%
	Over Votes:	0	0.00%	0	0.00%	0	0.00%	0	0.00%
	Under Votes:	0	0.00%	0	0.00%	4	2.63%	4	2.63%
ATTORNEY GENERAL, Vote For 1									
	Whitney H. WESTERFIELD	0	0.00%	0	0.00%	68	47.89%	68	47.89%
	Andy BESHEAR	0	0.00%	0	0.00%	74	52.11%	74	52.11%
	Cast Votes:	0	0.00%	0	0.00%	142	93.42%	142	93.42%
	Over Votes:	0	0.00%	0	0.00%	0	0.00%	0	0.00%
	Under Votes:	0	0.00%	0	0.00%	10	6.58%	10	6.58%
AUDITOR of PUBLIC ACCOUNTS, Vote For 1									
	Mike HARMON	0	0.00%	0	0.00%	86	61.43%	86	61.43%
	Adam H. EDELEN	0	0.00%	0	0.00%	54	38.57%	54	38.57%
	Cast Votes:	0	0.00%	0	0.00%	140	92.11%	140	92.11%
	Over Votes:	0	0.00%	0	0.00%	0	0.00%	0	0.00%
	Under Votes:	0	0.00%	0	0.00%	12	7.89%	12	7.89%
STATE TREASURER, Vote For 1									
	Allison BALL	0	0.00%	0	0.00%	85	59.03%	85	59.03%
	Rick NELSON	0	0.00%	0	0.00%	59	40.97%	59	40.97%
	Cast Votes:	0	0.00%	0	0.00%	144	94.74%	144	94.74%
	Over Votes:	0	0.00%	0	0.00%	0	0.00%	0	0.00%
	Under Votes:	0	0.00%	0	0.00%	8	5.26%	8	5.26%

Precinct Report — Unofficial

GENERAL ELECTION HELD ON — OFFICIAL BALLOT FOR LAWRENCE COUNTY — November 03, 2015

11/03/2015 07:38 PM

Total Number of Voters : 2,699 of 0 = 0.00%

Precincts Reporting 19 of 19 = 100.00%

Party	Candidate	Absentee		Early		Election		Total	
Precinct A101 (Ballots Cast: 152)									
COMMISSIONER of AGRICULTURE, Vote For 1									
	Ryan F. QUARLES	0	0.00%	0	0.00%	81	57.45%	81	57.45%
	Jean-Marie LAWSON SPANN	0	0.00%	0	0.00%	60	42.55%	60	42.55%
	Cast Votes:	0	0.00%	0	0.00%	141	92.76%	141	92.76%
	Over Votes:	0	0.00%	0	0.00%	0	0.00%	0	0.00%
	Under Votes:	0	0.00%	0	0.00%	11	7.24%	11	7.24%
JUSTICE of the SUPREME COURT 7th Supreme Court District (Unexpired Term), Vote For 1									
	Sam WRIGHT	0	0.00%	0	0.00%	60	53.57%	60	53.57%
	Janet L. STUMBO	0	0.00%	0	0.00%	52	46.43%	52	46.43%
	Cast Votes:	0	0.00%	0	0.00%	112	73.68%	112	73.68%
	Over Votes:	0	0.00%	0	0.00%	0	0.00%	0	0.00%
	Under Votes:	0	0.00%	0	0.00%	40	26.32%	40	26.32%

Total Number of Voters : 2,699 of 0 = 0.00%

Precincts Reporting 19 of 19 = 100.00%

Party	Candidate	Absentee		Early		Election		Total	
Precinct A102 (Ballots Cast: 286)									
STRAIGHT PARTY, Vote For 1									
	Republican Party	0	0.00%	0	0.00%	53	54.64%	53	54.64%
	Democratic Party	0	0.00%	0	0.00%	44	45.36%	44	45.36%
	Cast Votes:	0	0.00%	0	0.00%	97	33.92%	97	33.92%
	Over Votes:	0	0.00%	0	0.00%	0	0.00%	0	0.00%
	Under Votes:	0	0.00%	0	0.00%	189	66.08%	189	66.08%
GOVERNOR and LIEUTENANT GOVERNOR, Vote For 1									
	Matt BEVIN Jenean HAMPTON	0	0.00%	0	0.00%	168	59.57%	168	59.57%
	Jack CONWAY Sannie OVERLY	0	0.00%	0	0.00%	105	37.23%	105	37.23%
	Drew CURTIS Heather CURTIS	0	0.00%	0	0.00%	9	3.19%	9	3.19%
	Blackii Effing WHYTE Philip JACOBS (W)	0	0.00%	0	0.00%	0	0.00%	0	0.00%
	Cast Votes:	0	0.00%	0	0.00%	282	98.60%	282	98.60%
	Over Votes:	0	0.00%	0	0.00%	0	0.00%	0	0.00%
	Under Votes:	0	0.00%	0	0.00%	4	1.40%	4	1.40%
SECRETARY of STATE, Vote For 1									
	Stephen L. KNIPPER	0	0.00%	0	0.00%	138	50.92%	138	50.92%
	Alison Lundergan GRIMES	0	0.00%	0	0.00%	133	49.08%	133	49.08%
	Cast Votes:	0	0.00%	0	0.00%	271	94.76%	271	94.76%
	Over Votes:	0	0.00%	0	0.00%	0	0.00%	0	0.00%
	Under Votes:	0	0.00%	0	0.00%	15	5.24%	15	5.24%
ATTORNEY GENERAL, Vote For 1									
	Whitney H. WESTERFIELD	0	0.00%	0	0.00%	143	51.62%	143	51.62%
	Andy BESHEAR	0	0.00%	0	0.00%	134	48.38%	134	48.38%
	Cast Votes:	0	0.00%	0	0.00%	277	96.85%	277	96.85%
	Over Votes:	0	0.00%	0	0.00%	0	0.00%	0	0.00%
	Under Votes:	0	0.00%	0	0.00%	9	3.15%	9	3.15%
AUDITOR of PUBLIC ACCOUNTS, Vote For 1									
	Mike HARMON	0	0.00%	0	0.00%	159	60.69%	159	60.69%
	Adam H. EDELEN	0	0.00%	0	0.00%	103	39.31%	103	39.31%
	Cast Votes:	0	0.00%	0	0.00%	262	91.61%	262	91.61%
	Over Votes:	0	0.00%	0	0.00%	0	0.00%	0	0.00%
	Under Votes:	0	0.00%	0	0.00%	24	8.39%	24	8.39%
STATE TREASURER, Vote For 1									
	Allison BALL	0	0.00%	0	0.00%	158	58.52%	158	58.52%
	Rick NELSON	0	0.00%	0	0.00%	112	41.48%	112	41.48%
	Cast Votes:	0	0.00%	0	0.00%	270	94.41%	270	94.41%
	Over Votes:	0	0.00%	0	0.00%	0	0.00%	0	0.00%
	Under Votes:	0	0.00%	0	0.00%	16	5.59%	16	5.59%

Total Number of Voters : 2,699 of 0 = 0.00%

Precincts Reporting 19 of 19 = 100.00%

Party	Candidate	Absentee		Early		Election		Total	
Precinct A102 (Ballots Cast: 286)									
COMMISSIONER of AGRICULTURE, Vote For 1									
	Ryan F. QUARLES	0	0.00%	0	0.00%	169	62.83%	169	62.83%
	Jean-Marie LAWSON SPANN	0	0.00%	0	0.00%	100	37.17%	100	37.17%
	Cast Votes:	0	0.00%	0	0.00%	269	94.06%	269	94.06%
	Over Votes:	0	0.00%	0	0.00%	0	0.00%	0	0.00%
	Under Votes:	0	0.00%	0	0.00%	17	5.94%	17	5.94%
JUSTICE of the SUPREME COURT 7th Supreme Court District (Unexpired Term), Vote For 1									
	Sam WRIGHT	0	0.00%	0	0.00%	121	54.50%	121	54.50%
	Janet L. STUMBO	0	0.00%	0	0.00%	101	45.50%	101	45.50%
	Cast Votes:	0	0.00%	0	0.00%	222	77.62%	222	77.62%
	Over Votes:	0	0.00%	0	0.00%	0	0.00%	0	0.00%
	Under Votes:	0	0.00%	0	0.00%	64	22.38%	64	22.38%

Party	Candidate	Absentee		Early		Election		Total	
Precinct A103 (Ballots Cast: 116)									
STRAIGHT PARTY, Vote For 1									
	Republican Party	0	0.00%	0	0.00%	35	68.63%	35	68.63%
	Democratic Party	0	0.00%	0	0.00%	16	31.37%	16	31.37%
	Cast Votes:	0	0.00%	0	0.00%	51	43.97%	51	43.97%
	Over Votes:	0	0.00%	0	0.00%	0	0.00%	0	0.00%
	Under Votes:	0	0.00%	0	0.00%	65	56.03%	65	56.03%
GOVERNOR and LIEUTENANT GOVERNOR, Vote For 1									
	Matt BEVIN Jenean HAMPTON	0	0.00%	0	0.00%	71	61.74%	71	61.74%
	Jack CONWAY Sannie OVERLY	0	0.00%	0	0.00%	43	37.39%	43	37.39%
	Drew CURTIS Heather CURTIS	0	0.00%	0	0.00%	1	0.87%	1	0.87%
	Blackii Effing WHYTE Philip JACOBS (W)	0	0.00%	0	0.00%	0	0.00%	0	0.00%
	Cast Votes:	0	0.00%	0	0.00%	115	99.14%	115	99.14%
	Over Votes:	0	0.00%	0	0.00%	0	0.00%	0	0.00%
	Under Votes:	0	0.00%	0	0.00%	1	0.86%	1	0.86%
SECRETARY of STATE, Vote For 1									
	Stephen L. KNIPPER	0	0.00%	0	0.00%	56	49.56%	56	49.56%
	Alison Lundergan GRIMES	0	0.00%	0	0.00%	57	50.44%	57	50.44%
	Cast Votes:	0	0.00%	0	0.00%	113	97.41%	113	97.41%
	Over Votes:	0	0.00%	0	0.00%	0	0.00%	0	0.00%
	Under Votes:	0	0.00%	0	0.00%	3	2.59%	3	2.59%
ATTORNEY GENERAL, Vote For 1									
	Whitney H. WESTERFIELD	0	0.00%	0	0.00%	61	54.95%	61	54.95%
	Andy BESHEAR	0	0.00%	0	0.00%	50	45.05%	50	45.05%
	Cast Votes:	0	0.00%	0	0.00%	111	95.69%	111	95.69%
	Over Votes:	0	0.00%	0	0.00%	0	0.00%	0	0.00%
	Under Votes:	0	0.00%	0	0.00%	5	4.31%	5	4.31%
AUDITOR of PUBLIC ACCOUNTS, Vote For 1									
	Mike HARMON	0	0.00%	0	0.00%	54	49.09%	54	49.09%
	Adam H. EDELEN	0	0.00%	0	0.00%	56	50.91%	56	50.91%
	Cast Votes:	0	0.00%	0	0.00%	110	94.83%	110	94.83%
	Over Votes:	0	0.00%	0	0.00%	0	0.00%	0	0.00%
	Under Votes:	0	0.00%	0	0.00%	6	5.17%	6	5.17%
STATE TREASURER, Vote For 1									
	Allison BALL	0	0.00%	0	0.00%	63	56.25%	63	56.25%
	Rick NELSON	0	0.00%	0	0.00%	49	43.75%	49	43.75%
	Cast Votes:	0	0.00%	0	0.00%	112	96.55%	112	96.55%
	Over Votes:	0	0.00%	0	0.00%	0	0.00%	0	0.00%
	Under Votes:	0	0.00%	0	0.00%	4	3.45%	4	3.45%

Total Number of Voters : 2,699 of 0 = 0.00%

Precincts Reporting 19 of 19 = 100.00%

Party	Candidate	Absentee		Early		Election		Total	
Precinct A103 (Ballots Cast: 116)									
COMMISSIONER of AGRICULTURE, Vote For 1									
	Ryan F. QUARLES	0	0.00%	0	0.00%	61	54.95%	61	54.95%
	Jean-Marie LAWSON SPANN	0	0.00%	0	0.00%	50	45.05%	50	45.05%
	Cast Votes:	0	0.00%	0	0.00%	111	95.69%	111	95.69%
	Over Votes:	0	0.00%	0	0.00%	0	0.00%	0	0.00%
	Under Votes:	0	0.00%	0	0.00%	5	4.31%	5	4.31%
JUSTICE of the SUPREME COURT 7th Supreme Court District (Unexpired Term), Vote For 1									
	Sam WRIGHT	0	0.00%	0	0.00%	55	58.51%	55	58.51%
	Janet L. STUMBO	0	0.00%	0	0.00%	39	41.49%	39	41.49%
	Cast Votes:	0	0.00%	0	0.00%	94	81.03%	94	81.03%
	Over Votes:	0	0.00%	0	0.00%	0	0.00%	0	0.00%
	Under Votes:	0	0.00%	0	0.00%	22	18.97%	22	18.97%

Total Number of Voters : 2,699 of 0 = 0.00%

Precincts Reporting 19 of 19 = 100.00%

Party	Candidate	Absentee		Early		Election		Total	
Precinct A104 (Ballots Cast: 122)									
STRAIGHT PARTY, Vote For 1									
	Republican Party	0	0.00%	0	0.00%	16	42.11%	16	42.11%
	Democratic Party	0	0.00%	0	0.00%	22	57.89%	22	57.89%
	Cast Votes:	0	0.00%	0	0.00%	38	31.15%	38	31.15%
	Over Votes:	0	0.00%	0	0.00%	0	0.00%	0	0.00%
	Under Votes:	0	0.00%	0	0.00%	84	68.85%	84	68.85%
GOVERNOR and LIEUTENANT GOVERNOR, Vote For 1									
	Matt BEVIN Jenean HAMPTON	0	0.00%	0	0.00%	67	54.92%	67	54.92%
	Jack CONWAY Sannie OVERLY	0	0.00%	0	0.00%	54	44.26%	54	44.26%
	Drew CURTIS Heather CURTIS	0	0.00%	0	0.00%	1	0.82%	1	0.82%
	Blackii Effing WHYTE Philip JACOBS (W)	0	0.00%	0	0.00%	0	0.00%	0	0.00%
	Cast Votes:	0	0.00%	0	0.00%	122	100.00%	122	100.00%
	Over Votes:	0	0.00%	0	0.00%	0	0.00%	0	0.00%
	Under Votes:	0	0.00%	0	0.00%	0	0.00%	0	0.00%
SECRETARY of STATE, Vote For 1									
	Stephen L. KNIPPER	0	0.00%	0	0.00%	55	46.61%	55	46.61%
	Alison Lundergan GRIMES	0	0.00%	0	0.00%	63	53.39%	63	53.39%
	Cast Votes:	0	0.00%	0	0.00%	118	96.72%	118	96.72%
	Over Votes:	0	0.00%	0	0.00%	0	0.00%	0	0.00%
	Under Votes:	0	0.00%	0	0.00%	4	3.28%	4	3.28%
ATTORNEY GENERAL, Vote For 1									
	Whitney H. WESTERFIELD	0	0.00%	0	0.00%	55	45.83%	55	45.83%
	Andy BESHEAR	0	0.00%	0	0.00%	65	54.17%	65	54.17%
	Cast Votes:	0	0.00%	0	0.00%	120	98.36%	120	98.36%
	Over Votes:	0	0.00%	0	0.00%	0	0.00%	0	0.00%
	Under Votes:	0	0.00%	0	0.00%	2	1.64%	2	1.64%
AUDITOR of PUBLIC ACCOUNTS, Vote For 1									
	Mike HARMON	0	0.00%	0	0.00%	54	48.21%	54	48.21%
	Adam H. EDELEN	0	0.00%	0	0.00%	58	51.79%	58	51.79%
	Cast Votes:	0	0.00%	0	0.00%	112	91.80%	112	91.80%
	Over Votes:	0	0.00%	0	0.00%	0	0.00%	0	0.00%
	Under Votes:	0	0.00%	0	0.00%	10	8.20%	10	8.20%
STATE TREASURER, Vote For 1									
	Allison BALL	0	0.00%	0	0.00%	62	53.45%	62	53.45%
	Rick NELSON	0	0.00%	0	0.00%	54	46.55%	54	46.55%
	Cast Votes:	0	0.00%	0	0.00%	116	95.08%	116	95.08%
	Over Votes:	0	0.00%	0	0.00%	0	0.00%	0	0.00%
	Under Votes:	0	0.00%	0	0.00%	6	4.92%	6	4.92%

Precinct Report — Unofficial

GENERAL ELECTION HELD ON — OFFICIAL BALLOT FOR LAWRENCE COUNTY — November 03, 2015

11/03/2015 07:38 PM

Total Number of Voters : 2,699 of 0 = 0.00%

Precincts Reporting 19 of 19 = 100.00%

Party	Candidate	Absentee		Early		Election		Total	
Precinct A104 (Ballots Cast: 122)									
COMMISSIONER of AGRICULTURE, Vote For 1									
	Ryan F. QUARLES	0	0.00%	0	0.00%	58	50.88%	58	50.88%
	Jean-Marie LAWSON SPANN	0	0.00%	0	0.00%	56	49.12%	56	49.12%
	Cast Votes:	0	0.00%	0	0.00%	114	93.44%	114	93.44%
	Over Votes:	0	0.00%	0	0.00%	0	0.00%	0	0.00%
	Under Votes:	0	0.00%	0	0.00%	8	6.56%	8	6.56%
JUSTICE of the SUPREME COURT 7th Supreme Court District (Unexpired Term), Vote For 1									
	Sam WRIGHT	0	0.00%	0	0.00%	52	53.61%	52	53.61%
	Janet L. STUMBO	0	0.00%	0	0.00%	45	46.39%	45	46.39%
	Cast Votes:	0	0.00%	0	0.00%	97	79.51%	97	79.51%
	Over Votes:	0	0.00%	0	0.00%	0	0.00%	0	0.00%
	Under Votes:	0	0.00%	0	0.00%	25	20.49%	25	20.49%

Total Number of Voters : 2,699 of 0 = 0.00%

Precincts Reporting 19 of 19 = 100.00%

Party	Candidate	Absentee		Early		Election		Total	
Precinct B101 (Ballots Cast: 130)									
STRAIGHT PARTY, Vote For 1									
	Republican Party	0	0.00%	0	0.00%	21	42.00%	21	42.00%
	Democratic Party	0	0.00%	0	0.00%	29	58.00%	29	58.00%
	Cast Votes:	0	0.00%	0	0.00%	50	38.46%	50	38.46%
	Over Votes:	0	0.00%	0	0.00%	0	0.00%	0	0.00%
	Under Votes:	0	0.00%	0	0.00%	80	61.54%	80	61.54%
GOVERNOR and LIEUTENANT GOVERNOR, Vote For 1									
	Matt BEVIN Jenean HAMPTON	0	0.00%	0	0.00%	61	48.03%	61	48.03%
	Jack CONWAY Sannie OVERLY	0	0.00%	0	0.00%	62	48.82%	62	48.82%
	Drew CURTIS Heather CURTIS	0	0.00%	0	0.00%	3	2.36%	3	2.36%
	Blackii Effing WHYTE Philip JACOBS (W)	0	0.00%	0	0.00%	1	0.79%	1	0.79%
	Cast Votes:	0	0.00%	0	0.00%	127	97.69%	127	97.69%
	Over Votes:	0	0.00%	0	0.00%	0	0.00%	0	0.00%
	Under Votes:	0	0.00%	0	0.00%	3	2.31%	3	2.31%
SECRETARY of STATE, Vote For 1									
	Stephen L. KNIPPER	0	0.00%	0	0.00%	53	42.06%	53	42.06%
	Alison Lundergan GRIMES	0	0.00%	0	0.00%	73	57.94%	73	57.94%
	Cast Votes:	0	0.00%	0	0.00%	126	96.92%	126	96.92%
	Over Votes:	0	0.00%	0	0.00%	0	0.00%	0	0.00%
	Under Votes:	0	0.00%	0	0.00%	4	3.08%	4	3.08%
ATTORNEY GENERAL, Vote For 1									
	Whitney H. WESTERFIELD	0	0.00%	0	0.00%	52	41.60%	52	41.60%
	Andy BESHEAR	0	0.00%	0	0.00%	73	58.40%	73	58.40%
	Cast Votes:	0	0.00%	0	0.00%	125	96.15%	125	96.15%
	Over Votes:	0	0.00%	0	0.00%	0	0.00%	0	0.00%
	Under Votes:	0	0.00%	0	0.00%	5	3.85%	5	3.85%
AUDITOR of PUBLIC ACCOUNTS, Vote For 1									
	Mike HARMON	0	0.00%	0	0.00%	58	46.40%	58	46.40%
	Adam H. EDELEN	0	0.00%	0	0.00%	67	53.60%	67	53.60%
	Cast Votes:	0	0.00%	0	0.00%	125	96.15%	125	96.15%
	Over Votes:	0	0.00%	0	0.00%	0	0.00%	0	0.00%
	Under Votes:	0	0.00%	0	0.00%	5	3.85%	5	3.85%
STATE TREASURER, Vote For 1									
	Allison BALL	0	0.00%	0	0.00%	60	49.59%	60	49.59%
	Rick NELSON	0	0.00%	0	0.00%	61	50.41%	61	50.41%
	Cast Votes:	0	0.00%	0	0.00%	121	93.08%	121	93.08%
	Over Votes:	0	0.00%	0	0.00%	0	0.00%	0	0.00%
	Under Votes:	0	0.00%	0	0.00%	9	6.92%	9	6.92%

Precinct Report — Unofficial

GENERAL ELECTION HELD ON — OFFICIAL BALLOT FOR LAWRENCE COUNTY — November 03, 2015

11/03/2015 07:38 PM

Total Number of Voters : 2,699 of 0 = 0.00%

Precincts Reporting 19 of 19 = 100.00%

Party	Candidate	Absentee		Early		Election		Total	
Precinct B101 (Ballots Cast: 130)									
COMMISSIONER of AGRICULTURE, Vote For 1									
	Ryan F. QUARLES	0	0.00%	0	0.00%	53	44.54%	53	44.54%
	Jean-Marie LAWSON SPANN	0	0.00%	0	0.00%	66	55.46%	66	55.46%
	Cast Votes:	0	0.00%	0	0.00%	119	91.54%	119	91.54%
	Over Votes:	0	0.00%	0	0.00%	0	0.00%	0	0.00%
	Under Votes:	0	0.00%	0	0.00%	11	8.46%	11	8.46%
JUSTICE of the SUPREME COURT 7th Supreme Court District (Unexpired Term), Vote For 1									
	Sam WRIGHT	0	0.00%	0	0.00%	44	43.14%	44	43.14%
	Janet L. STUMBO	0	0.00%	0	0.00%	58	56.86%	58	56.86%
	Cast Votes:	0	0.00%	0	0.00%	102	78.46%	102	78.46%
	Over Votes:	0	0.00%	0	0.00%	0	0.00%	0	0.00%
	Under Votes:	0	0.00%	0	0.00%	28	21.54%	28	21.54%

Total Number of Voters : 2,699 of 0 = 0.00%

Precincts Reporting 19 of 19 = 100.00%

Party	Candidate	Absentee		Early		Election		Total	
Precinct B102 (Ballots Cast: 188)									
STRAIGHT PARTY, Vote For 1									
	Republican Party	0	0.00%	0	0.00%	51	61.45%	51	61.45%
	Democratic Party	0	0.00%	0	0.00%	32	38.55%	32	38.55%
	Cast Votes:	0	0.00%	0	0.00%	83	44.15%	83	44.15%
	Over Votes:	0	0.00%	0	0.00%	0	0.00%	0	0.00%
	Under Votes:	0	0.00%	0	0.00%	105	55.85%	105	55.85%
GOVERNOR and LIEUTENANT GOVERNOR, Vote For 1									
	Matt BEVIN Jenean HAMPTON	0	0.00%	0	0.00%	121	65.41%	121	65.41%
	Jack CONWAY Sannie OVERLY	0	0.00%	0	0.00%	61	32.97%	61	32.97%
	Drew CURTIS Heather CURTIS	0	0.00%	0	0.00%	3	1.62%	3	1.62%
	Blackii Effing WHYTE Philip JACOBS (W)	0	0.00%	0	0.00%	0	0.00%	0	0.00%
	Cast Votes:	0	0.00%	0	0.00%	185	98.40%	185	98.40%
	Over Votes:	0	0.00%	0	0.00%	0	0.00%	0	0.00%
	Under Votes:	0	0.00%	0	0.00%	3	1.60%	3	1.60%
SECRETARY of STATE, Vote For 1									
	Stephen L. KNIPPER	0	0.00%	0	0.00%	111	60.33%	111	60.33%
	Alison Lundergan GRIMES	0	0.00%	0	0.00%	73	39.67%	73	39.67%
	Cast Votes:	0	0.00%	0	0.00%	184	97.87%	184	97.87%
	Over Votes:	0	0.00%	0	0.00%	0	0.00%	0	0.00%
	Under Votes:	0	0.00%	0	0.00%	4	2.13%	4	2.13%
ATTORNEY GENERAL, Vote For 1									
	Whitney H. WESTERFIELD	0	0.00%	0	0.00%	117	63.59%	117	63.59%
	Andy BESHEAR	0	0.00%	0	0.00%	67	36.41%	67	36.41%
	Cast Votes:	0	0.00%	0	0.00%	184	97.87%	184	97.87%
	Over Votes:	0	0.00%	0	0.00%	0	0.00%	0	0.00%
	Under Votes:	0	0.00%	0	0.00%	4	2.13%	4	2.13%
AUDITOR of PUBLIC ACCOUNTS, Vote For 1									
	Mike HARMON	0	0.00%	0	0.00%	112	62.92%	112	62.92%
	Adam H. EDELEN	0	0.00%	0	0.00%	66	37.08%	66	37.08%
	Cast Votes:	0	0.00%	0	0.00%	178	94.68%	178	94.68%
	Over Votes:	0	0.00%	0	0.00%	0	0.00%	0	0.00%
	Under Votes:	0	0.00%	0	0.00%	10	5.32%	10	5.32%
STATE TREASURER, Vote For 1									
	Allison BALL	0	0.00%	0	0.00%	113	61.08%	113	61.08%
	Rick NELSON	0	0.00%	0	0.00%	72	38.92%	72	38.92%
	Cast Votes:	0	0.00%	0	0.00%	185	98.40%	185	98.40%
	Over Votes:	0	0.00%	0	0.00%	0	0.00%	0	0.00%
	Under Votes:	0	0.00%	0	0.00%	3	1.60%	3	1.60%

Precinct Report — Unofficial

GENERAL ELECTION HELD ON — OFFICIAL BALLOT FOR LAWRENCE COUNTY — November 03, 2015

11/03/2015 07:38 PM

Total Number of Voters : 2,699 of 0 = 0.00%

Precincts Reporting 19 of 19 = 100.00%

Party	Candidate	Absentee		Early		Election		Total	
Precinct B102 (Ballots Cast: 188)									
COMMISSIONER of AGRICULTURE, Vote For 1									
	Ryan F. QUARLES	0	0.00%	0	0.00%	112	62.92%	112	62.92%
	Jean-Marie LAWSON SPANN	0	0.00%	0	0.00%	66	37.08%	66	37.08%
	Cast Votes:	0	0.00%	0	0.00%	178	94.68%	178	94.68%
	Over Votes:	0	0.00%	0	0.00%	0	0.00%	0	0.00%
	Under Votes:	0	0.00%	0	0.00%	10	5.32%	10	5.32%
JUSTICE of the SUPREME COURT 7th Supreme Court District (Unexpired Term), Vote For 1									
	Sam WRIGHT	0	0.00%	0	0.00%	82	55.78%	82	55.78%
	Janet L. STUMBO	0	0.00%	0	0.00%	65	44.22%	65	44.22%
	Cast Votes:	0	0.00%	0	0.00%	147	78.19%	147	78.19%
	Over Votes:	0	0.00%	0	0.00%	0	0.00%	0	0.00%
	Under Votes:	0	0.00%	0	0.00%	41	21.81%	41	21.81%

Total Number of Voters : 2,699 of 0 = 0.00%

Precincts Reporting 19 of 19 = 100.00%

Party	Candidate	Absentee		Early		Election		Total	
Precinct B103 (Ballots Cast: 418)									
STRAIGHT PARTY, Vote For 1									
	Republican Party	0	0.00%	0	0.00%	77	56.20%	77	56.20%
	Democratic Party	0	0.00%	0	0.00%	60	43.80%	60	43.80%
	Cast Votes:	0	0.00%	0	0.00%	137	32.78%	137	32.78%
	Over Votes:	0	0.00%	0	0.00%	0	0.00%	0	0.00%
	Under Votes:	0	0.00%	0	0.00%	281	67.22%	281	67.22%
GOVERNOR and LIEUTENANT GOVERNOR, Vote For 1									
	Matt BEVIN Jenean HAMPTON	0	0.00%	0	0.00%	252	60.43%	252	60.43%
	Jack CONWAY Sannie OVERLY	0	0.00%	0	0.00%	155	37.17%	155	37.17%
	Drew CURTIS Heather CURTIS	0	0.00%	0	0.00%	10	2.40%	10	2.40%
	Blackii Effing WHYTE Philip JACOBS (W)	0	0.00%	0	0.00%	0	0.00%	0	0.00%
	Cast Votes:	0	0.00%	0	0.00%	417	99.76%	417	99.76%
	Over Votes:	0	0.00%	0	0.00%	0	0.00%	0	0.00%
	Under Votes:	0	0.00%	0	0.00%	1	0.24%	1	0.24%
SECRETARY of STATE, Vote For 1									
	Stephen L. KNIPPER	0	0.00%	0	0.00%	229	56.82%	229	56.82%
	Alison Lundergan GRIMES	0	0.00%	0	0.00%	174	43.18%	174	43.18%
	Cast Votes:	0	0.00%	0	0.00%	403	96.41%	403	96.41%
	Over Votes:	0	0.00%	0	0.00%	0	0.00%	0	0.00%
	Under Votes:	0	0.00%	0	0.00%	15	3.59%	15	3.59%
ATTORNEY GENERAL, Vote For 1									
	Whitney H. WESTERFIELD	0	0.00%	0	0.00%	216	53.07%	216	53.07%
	Andy BESHEAR	0	0.00%	0	0.00%	191	46.93%	191	46.93%
	Cast Votes:	0	0.00%	0	0.00%	407	97.37%	407	97.37%
	Over Votes:	0	0.00%	0	0.00%	0	0.00%	0	0.00%
	Under Votes:	0	0.00%	0	0.00%	11	2.63%	11	2.63%
AUDITOR of PUBLIC ACCOUNTS, Vote For 1									
	Mike HARMON	0	0.00%	0	0.00%	222	57.07%	222	57.07%
	Adam H. EDELEN	0	0.00%	0	0.00%	167	42.93%	167	42.93%
	Cast Votes:	0	0.00%	0	0.00%	389	93.06%	389	93.06%
	Over Votes:	0	0.00%	0	0.00%	0	0.00%	0	0.00%
	Under Votes:	0	0.00%	0	0.00%	29	6.94%	29	6.94%
STATE TREASURER, Vote For 1									
	Allison BALL	0	0.00%	0	0.00%	233	58.84%	233	58.84%
	Rick NELSON	0	0.00%	0	0.00%	163	41.16%	163	41.16%
	Cast Votes:	0	0.00%	0	0.00%	396	94.74%	396	94.74%
	Over Votes:	0	0.00%	0	0.00%	0	0.00%	0	0.00%
	Under Votes:	0	0.00%	0	0.00%	22	5.26%	22	5.26%

Total Number of Voters : 2,699 of 0 = 0.00%

Precincts Reporting 19 of 19 = 100.00%

Party	Candidate	Absentee		Early		Election		Total	
Precinct B103 (Ballots Cast: 418)									
COMMISSIONER of AGRICULTURE, Vote For 1									
	Ryan F. QUARLES	0	0.00%	0	0.00%	230	59.28%	230	59.28%
	Jean-Marie LAWSON SPANN	0	0.00%	0	0.00%	158	40.72%	158	40.72%
	Cast Votes:	0	0.00%	0	0.00%	388	92.82%	388	92.82%
	Over Votes:	0	0.00%	0	0.00%	0	0.00%	0	0.00%
	Under Votes:	0	0.00%	0	0.00%	30	7.18%	30	7.18%
JUSTICE of the SUPREME COURT 7th Supreme Court District (Unexpired Term), Vote For 1									
	Sam WRIGHT	0	0.00%	0	0.00%	202	58.72%	202	58.72%
	Janet L. STUMBO	0	0.00%	0	0.00%	142	41.28%	142	41.28%
	Cast Votes:	0	0.00%	0	0.00%	344	82.30%	344	82.30%
	Over Votes:	0	0.00%	0	0.00%	0	0.00%	0	0.00%
	Under Votes:	0	0.00%	0	0.00%	74	17.70%	74	17.70%

Party	Candidate	Absentee		Early		Election		Total	
Precinct C101 (Ballots Cast: 55)									
STRAIGHT PARTY, Vote For 1									
	Republican Party	0	0.00%	0	0.00%	25	83.33%	25	83.33%
	Democratic Party	0	0.00%	0	0.00%	5	16.67%	5	16.67%
	Cast Votes:	0	0.00%	0	0.00%	30	54.55%	30	54.55%
	Over Votes:	0	0.00%	0	0.00%	0	0.00%	0	0.00%
	Under Votes:	0	0.00%	0	0.00%	25	45.45%	25	45.45%
GOVERNOR and LIEUTENANT GOVERNOR, Vote For 1									
	Matt BEVIN Jenean HAMPTON	0	0.00%	0	0.00%	36	69.23%	36	69.23%
	Jack CONWAY Sannie OVERLY	0	0.00%	0	0.00%	15	28.85%	15	28.85%
	Drew CURTIS Heather CURTIS	0	0.00%	0	0.00%	1	1.92%	1	1.92%
	Blackii Effing WHYTE Philip JACOBS (W)	0	0.00%	0	0.00%	0	0.00%	0	0.00%
	Cast Votes:	0	0.00%	0	0.00%	52	94.55%	52	94.55%
	Over Votes:	0	0.00%	0	0.00%	0	0.00%	0	0.00%
	Under Votes:	0	0.00%	0	0.00%	3	5.45%	3	5.45%
SECRETARY of STATE, Vote For 1									
	Stephen L. KNIPPER	0	0.00%	0	0.00%	34	66.67%	34	66.67%
	Alison Lundergan GRIMES	0	0.00%	0	0.00%	17	33.33%	17	33.33%
	Cast Votes:	0	0.00%	0	0.00%	51	92.73%	51	92.73%
	Over Votes:	0	0.00%	0	0.00%	0	0.00%	0	0.00%
	Under Votes:	0	0.00%	0	0.00%	4	7.27%	4	7.27%
ATTORNEY GENERAL, Vote For 1									
	Whitney H. WESTERFIELD	0	0.00%	0	0.00%	34	68.00%	34	68.00%
	Andy BESHEAR	0	0.00%	0	0.00%	16	32.00%	16	32.00%
	Cast Votes:	0	0.00%	0	0.00%	50	90.91%	50	90.91%
	Over Votes:	0	0.00%	0	0.00%	0	0.00%	0	0.00%
	Under Votes:	0	0.00%	0	0.00%	5	9.09%	5	9.09%
AUDITOR of PUBLIC ACCOUNTS, Vote For 1									
	Mike HARMON	0	0.00%	0	0.00%	36	72.00%	36	72.00%
	Adam H. EDELEN	0	0.00%	0	0.00%	14	28.00%	14	28.00%
	Cast Votes:	0	0.00%	0	0.00%	50	90.91%	50	90.91%
	Over Votes:	0	0.00%	0	0.00%	0	0.00%	0	0.00%
	Under Votes:	0	0.00%	0	0.00%	5	9.09%	5	9.09%
STATE TREASURER, Vote For 1									
	Allison BALL	0	0.00%	0	0.00%	34	70.83%	34	70.83%
	Rick NELSON	0	0.00%	0	0.00%	14	29.17%	14	29.17%
	Cast Votes:	0	0.00%	0	0.00%	48	87.27%	48	87.27%
	Over Votes:	0	0.00%	0	0.00%	0	0.00%	0	0.00%
	Under Votes:	0	0.00%	0	0.00%	7	12.73%	7	12.73%

Precinct Report — Unofficial

GENERAL ELECTION HELD ON — OFFICIAL BALLOT FOR LAWRENCE COUNTY — November 03, 2015

11/03/2015 07:38 PM

Total Number of Voters : 2,699 of 0 = 0.00%

Precincts Reporting 19 of 19 = 100.00%

Party	Candidate	Absentee		Early		Election		Total	
Precinct C101 (Ballots Cast: 55)									
COMMISSIONER of AGRICULTURE, Vote For 1									
	Ryan F. QUARLES	0	0.00%	0	0.00%	33	68.75%	33	68.75%
	Jean-Marie LAWSON SPANN	0	0.00%	0	0.00%	15	31.25%	15	31.25%
	Cast Votes:	0	0.00%	0	0.00%	48	87.27%	48	87.27%
	Over Votes:	0	0.00%	0	0.00%	0	0.00%	0	0.00%
	Under Votes:	0	0.00%	0	0.00%	7	12.73%	7	12.73%
JUSTICE of the SUPREME COURT 7th Supreme Court District (Unexpired Term), Vote For 1									
	Sam WRIGHT	0	0.00%	0	0.00%	18	52.94%	18	52.94%
	Janet L. STUMBO	0	0.00%	0	0.00%	16	47.06%	16	47.06%
	Cast Votes:	0	0.00%	0	0.00%	34	61.82%	34	61.82%
	Over Votes:	0	0.00%	0	0.00%	0	0.00%	0	0.00%
	Under Votes:	0	0.00%	0	0.00%	21	38.18%	21	38.18%

Total Number of Voters : 2,699 of 0 = 0.00%

Precincts Reporting 19 of 19 = 100.00%

Party	Candidate	Absentee		Early		Election		Total	
Precinct C102 (Ballots Cast: 86)									
STRAIGHT PARTY, Vote For 1									
	Republican Party	0	0.00%	0	0.00%	26	59.09%	26	59.09%
	Democratic Party	0	0.00%	0	0.00%	18	40.91%	18	40.91%
	Cast Votes:	0	0.00%	0	0.00%	44	51.16%	44	51.16%
	Over Votes:	0	0.00%	0	0.00%	0	0.00%	0	0.00%
	Under Votes:	0	0.00%	0	0.00%	42	48.84%	42	48.84%
GOVERNOR and LIEUTENANT GOVERNOR, Vote For 1									
	Matt BEVIN Jenean HAMPTON	0	0.00%	0	0.00%	44	54.32%	44	54.32%
	Jack CONWAY Sannie OVERLY	0	0.00%	0	0.00%	35	43.21%	35	43.21%
	Drew CURTIS Heather CURTIS	0	0.00%	0	0.00%	2	2.47%	2	2.47%
	Blackii Effing WHYTE Philip JACOBS (W)	0	0.00%	0	0.00%	0	0.00%	0	0.00%
	Cast Votes:	0	0.00%	0	0.00%	81	94.19%	81	94.19%
	Over Votes:	0	0.00%	0	0.00%	0	0.00%	0	0.00%
	Under Votes:	0	0.00%	0	0.00%	5	5.81%	5	5.81%
SECRETARY of STATE, Vote For 1									
	Stephen L. KNIPPER	0	0.00%	0	0.00%	46	57.50%	46	57.50%
	Alison Lundergan GRIMES	0	0.00%	0	0.00%	34	42.50%	34	42.50%
	Cast Votes:	0	0.00%	0	0.00%	80	93.02%	80	93.02%
	Over Votes:	0	0.00%	0	0.00%	0	0.00%	0	0.00%
	Under Votes:	0	0.00%	0	0.00%	6	6.98%	6	6.98%
ATTORNEY GENERAL, Vote For 1									
	Whitney H. WESTERFIELD	0	0.00%	0	0.00%	41	50.00%	41	50.00%
	Andy BESHEAR	0	0.00%	0	0.00%	41	50.00%	41	50.00%
	Cast Votes:	0	0.00%	0	0.00%	82	95.35%	82	95.35%
	Over Votes:	0	0.00%	0	0.00%	0	0.00%	0	0.00%
	Under Votes:	0	0.00%	0	0.00%	4	4.65%	4	4.65%
AUDITOR of PUBLIC ACCOUNTS, Vote For 1									
	Mike HARMON	0	0.00%	0	0.00%	48	61.54%	48	61.54%
	Adam H. EDELEN	0	0.00%	0	0.00%	30	38.46%	30	38.46%
	Cast Votes:	0	0.00%	0	0.00%	78	90.70%	78	90.70%
	Over Votes:	0	0.00%	0	0.00%	0	0.00%	0	0.00%
	Under Votes:	0	0.00%	0	0.00%	8	9.30%	8	9.30%
STATE TREASURER, Vote For 1									
	Allison BALL	0	0.00%	0	0.00%	45	56.25%	45	56.25%
	Rick NELSON	0	0.00%	0	0.00%	35	43.75%	35	43.75%
	Cast Votes:	0	0.00%	0	0.00%	80	93.02%	80	93.02%
	Over Votes:	0	0.00%	0	0.00%	0	0.00%	0	0.00%
	Under Votes:	0	0.00%	0	0.00%	6	6.98%	6	6.98%

Precinct Report — Unofficial

GENERAL ELECTION HELD ON — OFFICIAL BALLOT FOR LAWRENCE COUNTY — November 03, 2015

11/03/2015 07:38 PM

Total Number of Voters : 2,699 of 0 = 0.00%

Precincts Reporting 19 of 19 = 100.00%

Party	Candidate	Absentee		Early		Election		Total	
Precinct C102 (Ballots Cast: 86)									
COMMISSIONER of AGRICULTURE, Vote For 1									
	Ryan F. QUARLES	0	0.00%	0	0.00%	49	62.03%	49	62.03%
	Jean-Marie LAWSON SPANN	0	0.00%	0	0.00%	30	37.97%	30	37.97%
	Cast Votes:	0	0.00%	0	0.00%	79	91.86%	79	91.86%
	Over Votes:	0	0.00%	0	0.00%	0	0.00%	0	0.00%
	Under Votes:	0	0.00%	0	0.00%	7	8.14%	7	8.14%
JUSTICE of the SUPREME COURT 7th Supreme Court District (Unexpired Term), Vote For 1									
	Sam WRIGHT	0	0.00%	0	0.00%	25	48.08%	25	48.08%
	Janet L. STUMBO	0	0.00%	0	0.00%	27	51.92%	27	51.92%
	Cast Votes:	0	0.00%	0	0.00%	52	60.47%	52	60.47%
	Over Votes:	0	0.00%	0	0.00%	0	0.00%	0	0.00%
	Under Votes:	0	0.00%	0	0.00%	34	39.53%	34	39.53%
MAYOR City of Blaine (Unexpired Term), Vote For 1									
	No Candidate Filed (W)	0	0.00%	0	0.00%	0	0.00%	0	0.00%
	Cast Votes:	0	0.00%	0	0.00%	0	0.00%	0	0.00%
	Over Votes:	0	0.00%	0	0.00%	0	0.00%	0	0.00%
	Under Votes:	0	0.00%	0	0.00%	0	0.00%	0	0.00%
CITY COMMISSIONERS City of Blaine (Unexpired Term), Vote For 4									
	No Candidate Filed (W)	0	0.00%	0	0.00%	0	0.00%	0	0.00%
	Cast Votes:	0	0.00%	0	0.00%	0	0.00%	0	0.00%
	Over Votes:	0	0.00%	0	0.00%	0	0.00%	0	0.00%
	Under Votes:	0	0.00%	0	0.00%	0	0.00%	0	0.00%

Total Number of Voters : 2,699 of 0 = 0.00%

Precincts Reporting 19 of 19 = 100.00%

Party	Candidate	Absentee		Early		Election		Total	
Precinct C103 (Ballots Cast: 71)									
STRAIGHT PARTY, Vote For 1									
	Republican Party	0	0.00%	0	0.00%	16	50.00%	16	50.00%
	Democratic Party	0	0.00%	0	0.00%	16	50.00%	16	50.00%
	Cast Votes:	0	0.00%	0	0.00%	32	45.07%	32	45.07%
	Over Votes:	0	0.00%	0	0.00%	0	0.00%	0	0.00%
	Under Votes:	0	0.00%	0	0.00%	39	54.93%	39	54.93%
GOVERNOR and LIEUTENANT GOVERNOR, Vote For 1									
	Matt BEVIN Jenean HAMPTON	0	0.00%	0	0.00%	39	54.93%	39	54.93%
	Jack CONWAY Sannie OVERLY	0	0.00%	0	0.00%	28	39.44%	28	39.44%
	Drew CURTIS Heather CURTIS	0	0.00%	0	0.00%	4	5.63%	4	5.63%
	Blackii Effing WHYTE Philip JACOBS (W)	0	0.00%	0	0.00%	0	0.00%	0	0.00%
	Cast Votes:	0	0.00%	0	0.00%	71	100.00%	71	100.00%
	Over Votes:	0	0.00%	0	0.00%	0	0.00%	0	0.00%
	Under Votes:	0	0.00%	0	0.00%	0	0.00%	0	0.00%
SECRETARY of STATE, Vote For 1									
	Stephen L. KNIPPER	0	0.00%	0	0.00%	30	42.86%	30	42.86%
	Alison Lundergan GRIMES	0	0.00%	0	0.00%	40	57.14%	40	57.14%
	Cast Votes:	0	0.00%	0	0.00%	70	98.59%	70	98.59%
	Over Votes:	0	0.00%	0	0.00%	0	0.00%	0	0.00%
	Under Votes:	0	0.00%	0	0.00%	1	1.41%	1	1.41%
ATTORNEY GENERAL, Vote For 1									
	Whitney H. WESTERFIELD	0	0.00%	0	0.00%	35	50.00%	35	50.00%
	Andy BESHEAR	0	0.00%	0	0.00%	35	50.00%	35	50.00%
	Cast Votes:	0	0.00%	0	0.00%	70	98.59%	70	98.59%
	Over Votes:	0	0.00%	0	0.00%	0	0.00%	0	0.00%
	Under Votes:	0	0.00%	0	0.00%	1	1.41%	1	1.41%
AUDITOR of PUBLIC ACCOUNTS, Vote For 1									
	Mike HARMON	0	0.00%	0	0.00%	38	55.07%	38	55.07%
	Adam H. EDELEN	0	0.00%	0	0.00%	31	44.93%	31	44.93%
	Cast Votes:	0	0.00%	0	0.00%	69	97.18%	69	97.18%
	Over Votes:	0	0.00%	0	0.00%	0	0.00%	0	0.00%
	Under Votes:	0	0.00%	0	0.00%	2	2.82%	2	2.82%
STATE TREASURER, Vote For 1									
	Allison BALL	0	0.00%	0	0.00%	37	52.86%	37	52.86%
	Rick NELSON	0	0.00%	0	0.00%	33	47.14%	33	47.14%
	Cast Votes:	0	0.00%	0	0.00%	70	98.59%	70	98.59%
	Over Votes:	0	0.00%	0	0.00%	0	0.00%	0	0.00%
	Under Votes:	0	0.00%	0	0.00%	1	1.41%	1	1.41%

Precinct Report — Unofficial

GENERAL ELECTION HELD ON — OFFICIAL BALLOT FOR LAWRENCE COUNTY — November 03, 2015

11/03/2015 07:38 PM

Total Number of Voters : 2,699 of 0 = 0.00%

Precincts Reporting 19 of 19 = 100.00%

Party	Candidate	Absentee		Early		Election		Total	
Precinct C103 (Ballots Cast: 71)									
COMMISSIONER of AGRICULTURE, Vote For 1									
	Ryan F. QUARLES	0	0.00%	0	0.00%	38	55.88%	38	55.88%
	Jean-Marie LAWSON SPANN	0	0.00%	0	0.00%	30	44.12%	30	44.12%
	Cast Votes:	0	0.00%	0	0.00%	68	95.77%	68	95.77%
	Over Votes:	0	0.00%	0	0.00%	0	0.00%	0	0.00%
	Under Votes:	0	0.00%	0	0.00%	3	4.23%	3	4.23%
JUSTICE of the SUPREME COURT 7th Supreme Court District (Unexpired Term), Vote For 1									
	Sam WRIGHT	0	0.00%	0	0.00%	39	70.91%	39	70.91%
	Janet L. STUMBO	0	0.00%	0	0.00%	16	29.09%	16	29.09%
	Cast Votes:	0	0.00%	0	0.00%	55	77.46%	55	77.46%
	Over Votes:	0	0.00%	0	0.00%	0	0.00%	0	0.00%
	Under Votes:	0	0.00%	0	0.00%	16	22.54%	16	22.54%
MAYOR City of Blaine (Unexpired Term), Vote For 1									
	No Candidate Filed (W)	0	0.00%	0	0.00%	0	0.00%	0	0.00%
	Cast Votes:	0	0.00%	0	0.00%	0	0.00%	0	0.00%
	Over Votes:	0	0.00%	0	0.00%	0	0.00%	0	0.00%
	Under Votes:	0	0.00%	0	0.00%	0	0.00%	0	0.00%
CITY COMMISSIONERS City of Blaine (Unexpired Term), Vote For 4									
	No Candidate Filed (W)	0	0.00%	0	0.00%	0	0.00%	0	0.00%
	Cast Votes:	0	0.00%	0	0.00%	0	0.00%	0	0.00%
	Over Votes:	0	0.00%	0	0.00%	0	0.00%	0	0.00%
	Under Votes:	0	0.00%	0	0.00%	0	0.00%	0	0.00%

Total Number of Voters : 2,699 of 0 = 0.00%

Precincts Reporting 19 of 19 = 100.00%

Party	Candidate	Absentee		Early		Election		Total	
Precinct C104 (Ballots Cast: 238)									
STRAIGHT PARTY, Vote For 1									
	Republican Party	0	0.00%	0	0.00%	82	82.00%	82	82.00%
	Democratic Party	0	0.00%	0	0.00%	18	18.00%	18	18.00%
	Cast Votes:	0	0.00%	0	0.00%	100	42.02%	100	42.02%
	Over Votes:	0	0.00%	0	0.00%	0	0.00%	0	0.00%
	Under Votes:	0	0.00%	0	0.00%	138	57.98%	138	57.98%
GOVERNOR and LIEUTENANT GOVERNOR, Vote For 1									
	Matt BEVIN Jenean HAMPTON	0	0.00%	0	0.00%	169	72.22%	169	72.22%
	Jack CONWAY Sannie OVERLY	0	0.00%	0	0.00%	56	23.93%	56	23.93%
	Drew CURTIS Heather CURTIS	0	0.00%	0	0.00%	9	3.85%	9	3.85%
	Blackii Effing WHYTE Philip JACOBS (W)	0	0.00%	0	0.00%	0	0.00%	0	0.00%
	Cast Votes:	0	0.00%	0	0.00%	234	98.32%	234	98.32%
	Over Votes:	0	0.00%	0	0.00%	0	0.00%	0	0.00%
	Under Votes:	0	0.00%	0	0.00%	4	1.68%	4	1.68%
SECRETARY of STATE, Vote For 1									
	Stephen L. KNIPPER	0	0.00%	0	0.00%	159	69.13%	159	69.13%
	Alison Lundergan GRIMES	0	0.00%	0	0.00%	71	30.87%	71	30.87%
	Cast Votes:	0	0.00%	0	0.00%	230	96.64%	230	96.64%
	Over Votes:	0	0.00%	0	0.00%	0	0.00%	0	0.00%
	Under Votes:	0	0.00%	0	0.00%	8	3.36%	8	3.36%
ATTORNEY GENERAL, Vote For 1									
	Whitney H. WESTERFIELD	0	0.00%	0	0.00%	146	65.77%	146	65.77%
	Andy BESHEAR	0	0.00%	0	0.00%	76	34.23%	76	34.23%
	Cast Votes:	0	0.00%	0	0.00%	222	93.28%	222	93.28%
	Over Votes:	0	0.00%	0	0.00%	0	0.00%	0	0.00%
	Under Votes:	0	0.00%	0	0.00%	16	6.72%	16	6.72%
AUDITOR of PUBLIC ACCOUNTS, Vote For 1									
	Mike HARMON	0	0.00%	0	0.00%	166	75.45%	166	75.45%
	Adam H. EDELEN	0	0.00%	0	0.00%	54	24.55%	54	24.55%
	Cast Votes:	0	0.00%	0	0.00%	220	92.44%	220	92.44%
	Over Votes:	0	0.00%	0	0.00%	0	0.00%	0	0.00%
	Under Votes:	0	0.00%	0	0.00%	18	7.56%	18	7.56%
STATE TREASURER, Vote For 1									
	Allison BALL	0	0.00%	0	0.00%	164	73.54%	164	73.54%
	Rick NELSON	0	0.00%	0	0.00%	59	26.46%	59	26.46%
	Cast Votes:	0	0.00%	0	0.00%	223	93.70%	223	93.70%
	Over Votes:	0	0.00%	0	0.00%	0	0.00%	0	0.00%
	Under Votes:	0	0.00%	0	0.00%	15	6.30%	15	6.30%

Total Number of Voters : 2,699 of 0 = 0.00%

Precincts Reporting 19 of 19 = 100.00%

Party	Candidate	Absentee		Early		Election		Total	
Precinct C104 (Ballots Cast: 238)									
COMMISSIONER of AGRICULTURE, Vote For 1									
	Ryan F. QUARLES	0	0.00%	0	0.00%	169	76.47%	169	76.47%
	Jean-Marie LAWSON SPANN	0	0.00%	0	0.00%	52	23.53%	52	23.53%
	Cast Votes:	0	0.00%	0	0.00%	221	92.86%	221	92.86%
	Over Votes:	0	0.00%	0	0.00%	0	0.00%	0	0.00%
	Under Votes:	0	0.00%	0	0.00%	17	7.14%	17	7.14%
JUSTICE of the SUPREME COURT 7th Supreme Court District (Unexpired Term), Vote For 1									
	Sam WRIGHT	0	0.00%	0	0.00%	107	56.32%	107	56.32%
	Janet L. STUMBO	0	0.00%	0	0.00%	83	43.68%	83	43.68%
	Cast Votes:	0	0.00%	0	0.00%	190	79.83%	190	79.83%
	Over Votes:	0	0.00%	0	0.00%	0	0.00%	0	0.00%
	Under Votes:	0	0.00%	0	0.00%	48	20.17%	48	20.17%
MEMBER BOARD of EDUCATION 1st Educational District (Unexpired Term), Vote For 1									
	Maddlene Pack ROBERTS	0	0.00%	0	0.00%	171	100.00%	171	100.00%
	Cast Votes:	0	0.00%	0	0.00%	171	71.85%	171	71.85%
	Over Votes:	0	0.00%	0	0.00%	0	0.00%	0	0.00%
	Under Votes:	0	0.00%	0	0.00%	67	28.15%	67	28.15%

Total Number of Voters : 2,699 of 0 = 0.00%

Precincts Reporting 19 of 19 = 100.00%

Party	Candidate	Absentee		Early		Election		Total	
Precinct C105 (Ballots Cast: 69)									
STRAIGHT PARTY, Vote For 1									
	Republican Party	0	0.00%	0	0.00%	16	53.33%	16	53.33%
	Democratic Party	0	0.00%	0	0.00%	14	46.67%	14	46.67%
	Cast Votes:	0	0.00%	0	0.00%	30	43.48%	30	43.48%
	Over Votes:	0	0.00%	0	0.00%	0	0.00%	0	0.00%
	Under Votes:	0	0.00%	0	0.00%	39	56.52%	39	56.52%
GOVERNOR and LIEUTENANT GOVERNOR, Vote For 1									
	Matt BEVIN Jenean HAMPTON	0	0.00%	0	0.00%	36	52.94%	36	52.94%
	Jack CONWAY Sannie OVERLY	0	0.00%	0	0.00%	29	42.65%	29	42.65%
	Drew CURTIS Heather CURTIS	0	0.00%	0	0.00%	3	4.41%	3	4.41%
	Blackii Effing WHYTE Philip JACOBS (W)	0	0.00%	0	0.00%	0	0.00%	0	0.00%
	Cast Votes:	0	0.00%	0	0.00%	68	98.55%	68	98.55%
	Over Votes:	0	0.00%	0	0.00%	0	0.00%	0	0.00%
	Under Votes:	0	0.00%	0	0.00%	1	1.45%	1	1.45%
SECRETARY of STATE, Vote For 1									
	Stephen L. KNIPPER	0	0.00%	0	0.00%	37	54.41%	37	54.41%
	Alison Lundergan GRIMES	0	0.00%	0	0.00%	31	45.59%	31	45.59%
	Cast Votes:	0	0.00%	0	0.00%	68	98.55%	68	98.55%
	Over Votes:	0	0.00%	0	0.00%	0	0.00%	0	0.00%
	Under Votes:	0	0.00%	0	0.00%	1	1.45%	1	1.45%
ATTORNEY GENERAL, Vote For 1									
	Whitney H. WESTERFIELD	0	0.00%	0	0.00%	34	50.00%	34	50.00%
	Andy BESHEAR	0	0.00%	0	0.00%	34	50.00%	34	50.00%
	Cast Votes:	0	0.00%	0	0.00%	68	98.55%	68	98.55%
	Over Votes:	0	0.00%	0	0.00%	0	0.00%	0	0.00%
	Under Votes:	0	0.00%	0	0.00%	1	1.45%	1	1.45%
AUDITOR of PUBLIC ACCOUNTS, Vote For 1									
	Mike HARMON	0	0.00%	0	0.00%	40	60.61%	40	60.61%
	Adam H. EDELEN	0	0.00%	0	0.00%	26	39.39%	26	39.39%
	Cast Votes:	0	0.00%	0	0.00%	66	95.65%	66	95.65%
	Over Votes:	0	0.00%	0	0.00%	0	0.00%	0	0.00%
	Under Votes:	0	0.00%	0	0.00%	3	4.35%	3	4.35%
STATE TREASURER, Vote For 1									
	Allison BALL	0	0.00%	0	0.00%	37	54.41%	37	54.41%
	Rick NELSON	0	0.00%	0	0.00%	31	45.59%	31	45.59%
	Cast Votes:	0	0.00%	0	0.00%	68	98.55%	68	98.55%
	Over Votes:	0	0.00%	0	0.00%	0	0.00%	0	0.00%
	Under Votes:	0	0.00%	0	0.00%	1	1.45%	1	1.45%

Total Number of Voters : 2,699 of 0 = 0.00%

Precincts Reporting 19 of 19 = 100.00%

Party	Candidate	Absentee		Early		Election		Total	
Precinct C105 (Ballots Cast: 69)									
COMMISSIONER of AGRICULTURE, Vote For 1									
	Ryan F. QUARLES	0	0.00%	0	0.00%	42	63.64%	42	63.64%
	Jean-Marie LAWSON SPANN	0	0.00%	0	0.00%	24	36.36%	24	36.36%
	Cast Votes:	0	0.00%	0	0.00%	66	95.65%	66	95.65%
	Over Votes:	0	0.00%	0	0.00%	0	0.00%	0	0.00%
	Under Votes:	0	0.00%	0	0.00%	3	4.35%	3	4.35%
JUSTICE of the SUPREME COURT 7th Supreme Court District (Unexpired Term), Vote For 1									
	Sam WRIGHT	0	0.00%	0	0.00%	27	61.36%	27	61.36%
	Janet L. STUMBO	0	0.00%	0	0.00%	17	38.64%	17	38.64%
	Cast Votes:	0	0.00%	0	0.00%	44	63.77%	44	63.77%
	Over Votes:	0	0.00%	0	0.00%	0	0.00%	0	0.00%
	Under Votes:	0	0.00%	0	0.00%	25	36.23%	25	36.23%
MEMBER BOARD of EDUCATION 1st Educational District (Unexpired Term), Vote For 1									
	Maddlene Pack ROBERTS	0	0.00%	0	0.00%	36	100.00%	36	100.00%
	Cast Votes:	0	0.00%	0	0.00%	36	52.17%	36	52.17%
	Over Votes:	0	0.00%	0	0.00%	0	0.00%	0	0.00%
	Under Votes:	0	0.00%	0	0.00%	33	47.83%	33	47.83%

Total Number of Voters : 2,699 of 0 = 0.00%

Precincts Reporting 19 of 19 = 100.00%

Party	Candidate	Absentee		Early		Election		Total	
Precinct D101 (Ballots Cast: 124)									
STRAIGHT PARTY, Vote For 1									
	Republican Party	0	0.00%	0	0.00%	41	78.85%	41	78.85%
	Democratic Party	0	0.00%	0	0.00%	11	21.15%	11	21.15%
	Cast Votes:	0	0.00%	0	0.00%	52	41.94%	52	41.94%
	Over Votes:	0	0.00%	0	0.00%	0	0.00%	0	0.00%
	Under Votes:	0	0.00%	0	0.00%	72	58.06%	72	58.06%
GOVERNOR and LIEUTENANT GOVERNOR, Vote For 1									
	Matt BEVIN Jenean HAMPTON	0	0.00%	0	0.00%	90	73.77%	90	73.77%
	Jack CONWAY Sannie OVERLY	0	0.00%	0	0.00%	31	25.41%	31	25.41%
	Drew CURTIS Heather CURTIS	0	0.00%	0	0.00%	1	0.82%	1	0.82%
	Blackii Effing WHYTE Philip JACOBS (W)	0	0.00%	0	0.00%	0	0.00%	0	0.00%
	Cast Votes:	0	0.00%	0	0.00%	122	98.39%	122	98.39%
	Over Votes:	0	0.00%	0	0.00%	0	0.00%	0	0.00%
	Under Votes:	0	0.00%	0	0.00%	2	1.61%	2	1.61%
SECRETARY of STATE, Vote For 1									
	Stephen L. KNIPPER	0	0.00%	0	0.00%	79	64.75%	79	64.75%
	Alison Lundergan GRIMES	0	0.00%	0	0.00%	43	35.25%	43	35.25%
	Cast Votes:	0	0.00%	0	0.00%	122	98.39%	122	98.39%
	Over Votes:	0	0.00%	0	0.00%	0	0.00%	0	0.00%
	Under Votes:	0	0.00%	0	0.00%	2	1.61%	2	1.61%
ATTORNEY GENERAL, Vote For 1									
	Whitney H. WESTERFIELD	0	0.00%	0	0.00%	76	63.87%	76	63.87%
	Andy BESHEAR	0	0.00%	0	0.00%	43	36.13%	43	36.13%
	Cast Votes:	0	0.00%	0	0.00%	119	95.97%	119	95.97%
	Over Votes:	0	0.00%	0	0.00%	0	0.00%	0	0.00%
	Under Votes:	0	0.00%	0	0.00%	5	4.03%	5	4.03%
AUDITOR of PUBLIC ACCOUNTS, Vote For 1									
	Mike HARMON	0	0.00%	0	0.00%	88	74.58%	88	74.58%
	Adam H. EDELEN	0	0.00%	0	0.00%	30	25.42%	30	25.42%
	Cast Votes:	0	0.00%	0	0.00%	118	95.16%	118	95.16%
	Over Votes:	0	0.00%	0	0.00%	0	0.00%	0	0.00%
	Under Votes:	0	0.00%	0	0.00%	6	4.84%	6	4.84%
STATE TREASURER, Vote For 1									
	Allison BALL	0	0.00%	0	0.00%	86	72.27%	86	72.27%
	Rick NELSON	0	0.00%	0	0.00%	33	27.73%	33	27.73%
	Cast Votes:	0	0.00%	0	0.00%	119	95.97%	119	95.97%
	Over Votes:	0	0.00%	0	0.00%	0	0.00%	0	0.00%
	Under Votes:	0	0.00%	0	0.00%	5	4.03%	5	4.03%

Precinct Report — Unofficial

GENERAL ELECTION HELD ON — OFFICIAL BALLOT FOR LAWRENCE COUNTY — November 03, 2015

11/03/2015 07:38 PM

Total Number of Voters : 2,699 of 0 = 0.00%

Precincts Reporting 19 of 19 = 100.00%

Party	Candidate	Absentee		Early		Election		Total	
Precinct D101 (Ballots Cast: 124)									
COMMISSIONER of AGRICULTURE, Vote For 1									
	Ryan F. QUARLES	0	0.00%	0	0.00%	91	75.21%	91	75.21%
	Jean-Marie LAWSON SPANN	0	0.00%	0	0.00%	30	24.79%	30	24.79%
	Cast Votes:	0	0.00%	0	0.00%	121	97.58%	121	97.58%
	Over Votes:	0	0.00%	0	0.00%	0	0.00%	0	0.00%
	Under Votes:	0	0.00%	0	0.00%	3	2.42%	3	2.42%
JUSTICE of the SUPREME COURT 7th Supreme Court District (Unexpired Term), Vote For 1									
	Sam WRIGHT	0	0.00%	0	0.00%	58	62.37%	58	62.37%
	Janet L. STUMBO	0	0.00%	0	0.00%	35	37.63%	35	37.63%
	Cast Votes:	0	0.00%	0	0.00%	93	75.00%	93	75.00%
	Over Votes:	0	0.00%	0	0.00%	0	0.00%	0	0.00%
	Under Votes:	0	0.00%	0	0.00%	31	25.00%	31	25.00%
MEMBER BOARD of EDUCATION 1st Educational District (Unexpired Term), Vote For 1									
	Maddlene Pack ROBERTS	0	0.00%	0	0.00%	85	100.00%	85	100.00%
	Cast Votes:	0	0.00%	0	0.00%	85	68.55%	85	68.55%
	Over Votes:	0	0.00%	0	0.00%	0	0.00%	0	0.00%
	Under Votes:	0	0.00%	0	0.00%	39	31.45%	39	31.45%

Total Number of Voters : 2,699 of 0 = 0.00%

Precincts Reporting 19 of 19 = 100.00%

Party	Candidate	Absentee		Early		Election		Total	
Precinct D102 (Ballots Cast: 101)									
STRAIGHT PARTY, Vote For 1									
	Republican Party	0	0.00%	0	0.00%	31	70.45%	31	70.45%
	Democratic Party	0	0.00%	0	0.00%	13	29.55%	13	29.55%
	Cast Votes:	0	0.00%	0	0.00%	44	43.56%	44	43.56%
	Over Votes:	0	0.00%	0	0.00%	0	0.00%	0	0.00%
	Under Votes:	0	0.00%	0	0.00%	57	56.44%	57	56.44%
GOVERNOR and LIEUTENANT GOVERNOR, Vote For 1									
	Matt BEVIN Jenean HAMPTON	0	0.00%	0	0.00%	69	69.00%	69	69.00%
	Jack CONWAY Sannie OVERLY	0	0.00%	0	0.00%	30	30.00%	30	30.00%
	Drew CURTIS Heather CURTIS	0	0.00%	0	0.00%	1	1.00%	1	1.00%
	Blackii Effing WHYTE Philip JACOBS (W)	0	0.00%	0	0.00%	0	0.00%	0	0.00%
	Cast Votes:	0	0.00%	0	0.00%	100	99.01%	100	99.01%
	Over Votes:	0	0.00%	0	0.00%	0	0.00%	0	0.00%
	Under Votes:	0	0.00%	0	0.00%	1	0.99%	1	0.99%
SECRETARY of STATE, Vote For 1									
	Stephen L. KNIPPER	0	0.00%	0	0.00%	63	67.02%	63	67.02%
	Alison Lundergan GRIMES	0	0.00%	0	0.00%	31	32.98%	31	32.98%
	Cast Votes:	0	0.00%	0	0.00%	94	93.07%	94	93.07%
	Over Votes:	0	0.00%	0	0.00%	0	0.00%	0	0.00%
	Under Votes:	0	0.00%	0	0.00%	7	6.93%	7	6.93%
ATTORNEY GENERAL, Vote For 1									
	Whitney H. WESTERFIELD	0	0.00%	0	0.00%	55	58.51%	55	58.51%
	Andy BESHEAR	0	0.00%	0	0.00%	39	41.49%	39	41.49%
	Cast Votes:	0	0.00%	0	0.00%	94	93.07%	94	93.07%
	Over Votes:	0	0.00%	0	0.00%	0	0.00%	0	0.00%
	Under Votes:	0	0.00%	0	0.00%	7	6.93%	7	6.93%
AUDITOR of PUBLIC ACCOUNTS, Vote For 1									
	Mike HARMON	0	0.00%	0	0.00%	62	67.39%	62	67.39%
	Adam H. EDELEN	0	0.00%	0	0.00%	30	32.61%	30	32.61%
	Cast Votes:	0	0.00%	0	0.00%	92	91.09%	92	91.09%
	Over Votes:	0	0.00%	0	0.00%	0	0.00%	0	0.00%
	Under Votes:	0	0.00%	0	0.00%	9	8.91%	9	8.91%
STATE TREASURER, Vote For 1									
	Allison BALL	0	0.00%	0	0.00%	64	68.09%	64	68.09%
	Rick NELSON	0	0.00%	0	0.00%	30	31.91%	30	31.91%
	Cast Votes:	0	0.00%	0	0.00%	94	93.07%	94	93.07%
	Over Votes:	0	0.00%	0	0.00%	0	0.00%	0	0.00%
	Under Votes:	0	0.00%	0	0.00%	7	6.93%	7	6.93%

Total Number of Voters : 2,699 of 0 = 0.00%

Precincts Reporting 19 of 19 = 100.00%

Party	Candidate	Absentee		Early		Election		Total	
Precinct D102 (Ballots Cast: 101)									
COMMISSIONER of AGRICULTURE, Vote For 1									
	Ryan F. QUARLES	0	0.00%	0	0.00%	59	64.84%	59	64.84%
	Jean-Marie LAWSON SPANN	0	0.00%	0	0.00%	32	35.16%	32	35.16%
	Cast Votes:	0	0.00%	0	0.00%	91	90.10%	91	90.10%
	Over Votes:	0	0.00%	0	0.00%	0	0.00%	0	0.00%
	Under Votes:	0	0.00%	0	0.00%	10	9.90%	10	9.90%
JUSTICE of the SUPREME COURT 7th Supreme Court District (Unexpired Term), Vote For 1									
	Sam WRIGHT	0	0.00%	0	0.00%	39	61.90%	39	61.90%
	Janet L. STUMBO	0	0.00%	0	0.00%	24	38.10%	24	38.10%
	Cast Votes:	0	0.00%	0	0.00%	63	62.38%	63	62.38%
	Over Votes:	0	0.00%	0	0.00%	0	0.00%	0	0.00%
	Under Votes:	0	0.00%	0	0.00%	38	37.62%	38	37.62%
MEMBER BOARD of EDUCATION 1st Educational District (Unexpired Term), Vote For 1									
	Maddlene Pack ROBERTS	0	0.00%	0	0.00%	57	100.00%	57	100.00%
	Cast Votes:	0	0.00%	0	0.00%	57	56.44%	57	56.44%
	Over Votes:	0	0.00%	0	0.00%	0	0.00%	0	0.00%
	Under Votes:	0	0.00%	0	0.00%	44	43.56%	44	43.56%

Total Number of Voters : 2,699 of 0 = 0.00%

Precincts Reporting 19 of 19 = 100.00%

Party	Candidate	Absentee		Early		Election		Total	
Precinct D103 (Ballots Cast: 97)									
STRAIGHT PARTY, Vote For 1									
	Republican Party	0	0.00%	0	0.00%	20	48.78%	20	48.78%
	Democratic Party	0	0.00%	0	0.00%	21	51.22%	21	51.22%
	Cast Votes:	0	0.00%	0	0.00%	41	42.27%	41	42.27%
	Over Votes:	0	0.00%	0	0.00%	0	0.00%	0	0.00%
	Under Votes:	0	0.00%	0	0.00%	56	57.73%	56	57.73%
GOVERNOR and LIEUTENANT GOVERNOR, Vote For 1									
	Matt BEVIN Jenean HAMPTON	0	0.00%	0	0.00%	44	45.83%	44	45.83%
	Jack CONWAY Sannie OVERLY	0	0.00%	0	0.00%	51	53.13%	51	53.13%
	Drew CURTIS Heather CURTIS	0	0.00%	0	0.00%	1	1.04%	1	1.04%
	Blackii Effing WHYTE Philip JACOBS (W)	0	0.00%	0	0.00%	0	0.00%	0	0.00%
	Cast Votes:	0	0.00%	0	0.00%	96	98.97%	96	98.97%
	Over Votes:	0	0.00%	0	0.00%	0	0.00%	0	0.00%
	Under Votes:	0	0.00%	0	0.00%	1	1.03%	1	1.03%
SECRETARY of STATE, Vote For 1									
	Stephen L. KNIPPER	0	0.00%	0	0.00%	36	38.30%	36	38.30%
	Alison Lundergan GRIMES	0	0.00%	0	0.00%	58	61.70%	58	61.70%
	Cast Votes:	0	0.00%	0	0.00%	94	96.91%	94	96.91%
	Over Votes:	0	0.00%	0	0.00%	0	0.00%	0	0.00%
	Under Votes:	0	0.00%	0	0.00%	3	3.09%	3	3.09%
ATTORNEY GENERAL, Vote For 1									
	Whitney H. WESTERFIELD	0	0.00%	0	0.00%	41	44.09%	41	44.09%
	Andy BESHEAR	0	0.00%	0	0.00%	52	55.91%	52	55.91%
	Cast Votes:	0	0.00%	0	0.00%	93	95.88%	93	95.88%
	Over Votes:	0	0.00%	0	0.00%	0	0.00%	0	0.00%
	Under Votes:	0	0.00%	0	0.00%	4	4.12%	4	4.12%
AUDITOR of PUBLIC ACCOUNTS, Vote For 1									
	Mike HARMON	0	0.00%	0	0.00%	39	42.86%	39	42.86%
	Adam H. EDELEN	0	0.00%	0	0.00%	52	57.14%	52	57.14%
	Cast Votes:	0	0.00%	0	0.00%	91	93.81%	91	93.81%
	Over Votes:	0	0.00%	0	0.00%	0	0.00%	0	0.00%
	Under Votes:	0	0.00%	0	0.00%	6	6.19%	6	6.19%
STATE TREASURER, Vote For 1									
	Allison BALL	0	0.00%	0	0.00%	45	48.91%	45	48.91%
	Rick NELSON	0	0.00%	0	0.00%	47	51.09%	47	51.09%
	Cast Votes:	0	0.00%	0	0.00%	92	94.85%	92	94.85%
	Over Votes:	0	0.00%	0	0.00%	0	0.00%	0	0.00%
	Under Votes:	0	0.00%	0	0.00%	5	5.15%	5	5.15%

Total Number of Voters : 2,699 of 0 = 0.00%

Precincts Reporting 19 of 19 = 100.00%

Party	Candidate	Absentee		Early		Election		Total	
Precinct D103 (Ballots Cast: 97)									
COMMISSIONER of AGRICULTURE, Vote For 1									
	Ryan F. QUARLES	0	0.00%	0	0.00%	40	45.98%	40	45.98%
	Jean-Marie LAWSON SPANN	0	0.00%	0	0.00%	47	54.02%	47	54.02%
	Cast Votes:	0	0.00%	0	0.00%	87	89.69%	87	89.69%
	Over Votes:	0	0.00%	0	0.00%	0	0.00%	0	0.00%
	Under Votes:	0	0.00%	0	0.00%	10	10.31%	10	10.31%
JUSTICE of the SUPREME COURT 7th Supreme Court District (Unexpired Term), Vote For 1									
	Sam WRIGHT	0	0.00%	0	0.00%	30	38.46%	30	38.46%
	Janet L. STUMBO	0	0.00%	0	0.00%	48	61.54%	48	61.54%
	Cast Votes:	0	0.00%	0	0.00%	78	80.41%	78	80.41%
	Over Votes:	0	0.00%	0	0.00%	0	0.00%	0	0.00%
	Under Votes:	0	0.00%	0	0.00%	19	19.59%	19	19.59%

Total Number of Voters : 2,699 of 0 = 0.00%

Precincts Reporting 19 of 19 = 100.00%

Party	Candidate	Absentee		Early		Election		Total	
Precinct D104 (Ballots Cast: 155)									
STRAIGHT PARTY, Vote For 1									
	Republican Party	0	0.00%	0	0.00%	31	67.39%	31	67.39%
	Democratic Party	0	0.00%	0	0.00%	15	32.61%	15	32.61%
	Cast Votes:	0	0.00%	0	0.00%	46	29.68%	46	29.68%
	Over Votes:	0	0.00%	0	0.00%	0	0.00%	0	0.00%
	Under Votes:	0	0.00%	0	0.00%	109	70.32%	109	70.32%
GOVERNOR and LIEUTENANT GOVERNOR, Vote For 1									
	Matt BEVIN Jenean HAMPTON	0	0.00%	0	0.00%	91	59.48%	91	59.48%
	Jack CONWAY Sannie OVERLY	0	0.00%	0	0.00%	55	35.95%	55	35.95%
	Drew CURTIS Heather CURTIS	0	0.00%	0	0.00%	7	4.58%	7	4.58%
	Blackii Effing WHYTE Philip JACOBS (W)	0	0.00%	0	0.00%	0	0.00%	0	0.00%
	Cast Votes:	0	0.00%	0	0.00%	153	98.71%	153	98.71%
	Over Votes:	0	0.00%	0	0.00%	0	0.00%	0	0.00%
	Under Votes:	0	0.00%	0	0.00%	2	1.29%	2	1.29%
SECRETARY of STATE, Vote For 1									
	Stephen L. KNIPPER	0	0.00%	0	0.00%	89	57.42%	89	57.42%
	Alison Lundergan GRIMES	0	0.00%	0	0.00%	66	42.58%	66	42.58%
	Cast Votes:	0	0.00%	0	0.00%	155	100.00%	155	100.00%
	Over Votes:	0	0.00%	0	0.00%	0	0.00%	0	0.00%
	Under Votes:	0	0.00%	0	0.00%	0	0.00%	0	0.00%
ATTORNEY GENERAL, Vote For 1									
	Whitney H. WESTERFIELD	0	0.00%	0	0.00%	82	53.25%	82	53.25%
	Andy BESHEAR	0	0.00%	0	0.00%	72	46.75%	72	46.75%
	Cast Votes:	0	0.00%	0	0.00%	154	99.35%	154	99.35%
	Over Votes:	0	0.00%	0	0.00%	0	0.00%	0	0.00%
	Under Votes:	0	0.00%	0	0.00%	1	0.65%	1	0.65%
AUDITOR of PUBLIC ACCOUNTS, Vote For 1									
	Mike HARMON	0	0.00%	0	0.00%	99	65.13%	99	65.13%
	Adam H. EDELEN	0	0.00%	0	0.00%	53	34.87%	53	34.87%
	Cast Votes:	0	0.00%	0	0.00%	152	98.06%	152	98.06%
	Over Votes:	0	0.00%	0	0.00%	0	0.00%	0	0.00%
	Under Votes:	0	0.00%	0	0.00%	3	1.94%	3	1.94%
STATE TREASURER, Vote For 1									
	Allison BALL	0	0.00%	0	0.00%	98	64.05%	98	64.05%
	Rick NELSON	0	0.00%	0	0.00%	55	35.95%	55	35.95%
	Cast Votes:	0	0.00%	0	0.00%	153	98.71%	153	98.71%
	Over Votes:	0	0.00%	0	0.00%	0	0.00%	0	0.00%
	Under Votes:	0	0.00%	0	0.00%	2	1.29%	2	1.29%

Total Number of Voters : 2,699 of 0 = 0.00%

Precincts Reporting 19 of 19 = 100.00%

Party	Candidate	Absentee		Early		Election		Total	
Precinct D104 (Ballots Cast: 155)									
COMMISSIONER of AGRICULTURE, Vote For 1									
	Ryan F. QUARLES	0	0.00%	0	0.00%	101	67.79%	101	67.79%
	Jean-Marie LAWSON SPANN	0	0.00%	0	0.00%	48	32.21%	48	32.21%
	Cast Votes:	0	0.00%	0	0.00%	149	96.13%	149	96.13%
	Over Votes:	0	0.00%	0	0.00%	0	0.00%	0	0.00%
	Under Votes:	0	0.00%	0	0.00%	6	3.87%	6	3.87%
JUSTICE of the SUPREME COURT 7th Supreme Court District (Unexpired Term), Vote For 1									
	Sam WRIGHT	0	0.00%	0	0.00%	69	52.67%	69	52.67%
	Janet L. STUMBO	0	0.00%	0	0.00%	62	47.33%	62	47.33%
	Cast Votes:	0	0.00%	0	0.00%	131	84.52%	131	84.52%
	Over Votes:	0	0.00%	0	0.00%	0	0.00%	0	0.00%
	Under Votes:	0	0.00%	0	0.00%	24	15.48%	24	15.48%

Total Number of Voters : 2,699 of 0 = 0.00%

Precincts Reporting 19 of 19 = 100.00%

Party	Candidate	Absentee		Early		Election		Total	
Precinct D105 (Ballots Cast: 136)									
STRAIGHT PARTY, Vote For 1									
	Republican Party	0	0.00%	0	0.00%	39	60.94%	39	60.94%
	Democratic Party	0	0.00%	0	0.00%	25	39.06%	25	39.06%
	Cast Votes:	0	0.00%	0	0.00%	64	47.06%	64	47.06%
	Over Votes:	0	0.00%	0	0.00%	0	0.00%	0	0.00%
	Under Votes:	0	0.00%	0	0.00%	72	52.94%	72	52.94%
GOVERNOR and LIEUTENANT GOVERNOR, Vote For 1									
	Matt BEVIN Jenean HAMPTON	0	0.00%	0	0.00%	85	62.96%	85	62.96%
	Jack CONWAY Sannie OVERLY	0	0.00%	0	0.00%	49	36.30%	49	36.30%
	Drew CURTIS Heather CURTIS	0	0.00%	0	0.00%	1	0.74%	1	0.74%
	Blackii Effing WHYTE Philip JACOBS (W)	0	0.00%	0	0.00%	0	0.00%	0	0.00%
	Cast Votes:	0	0.00%	0	0.00%	135	99.26%	135	99.26%
	Over Votes:	0	0.00%	0	0.00%	0	0.00%	0	0.00%
	Under Votes:	0	0.00%	0	0.00%	1	0.74%	1	0.74%
SECRETARY of STATE, Vote For 1									
	Stephen L. KNIPPER	0	0.00%	0	0.00%	87	64.93%	87	64.93%
	Alison Lundergan GRIMES	0	0.00%	0	0.00%	47	35.07%	47	35.07%
	Cast Votes:	0	0.00%	0	0.00%	134	98.53%	134	98.53%
	Over Votes:	0	0.00%	0	0.00%	0	0.00%	0	0.00%
	Under Votes:	0	0.00%	0	0.00%	2	1.47%	2	1.47%
ATTORNEY GENERAL, Vote For 1									
	Whitney H. WESTERFIELD	0	0.00%	0	0.00%	75	58.14%	75	58.14%
	Andy BESHEAR	0	0.00%	0	0.00%	54	41.86%	54	41.86%
	Cast Votes:	0	0.00%	0	0.00%	129	94.85%	129	94.85%
	Over Votes:	0	0.00%	0	0.00%	0	0.00%	0	0.00%
	Under Votes:	0	0.00%	0	0.00%	7	5.15%	7	5.15%
AUDITOR of PUBLIC ACCOUNTS, Vote For 1									
	Mike HARMON	0	0.00%	0	0.00%	83	63.36%	83	63.36%
	Adam H. EDELEN	0	0.00%	0	0.00%	48	36.64%	48	36.64%
	Cast Votes:	0	0.00%	0	0.00%	131	96.32%	131	96.32%
	Over Votes:	0	0.00%	0	0.00%	0	0.00%	0	0.00%
	Under Votes:	0	0.00%	0	0.00%	5	3.68%	5	3.68%
STATE TREASURER, Vote For 1									
	Allison BALL	0	0.00%	0	0.00%	86	65.15%	86	65.15%
	Rick NELSON	0	0.00%	0	0.00%	46	34.85%	46	34.85%
	Cast Votes:	0	0.00%	0	0.00%	132	97.06%	132	97.06%
	Over Votes:	0	0.00%	0	0.00%	0	0.00%	0	0.00%
	Under Votes:	0	0.00%	0	0.00%	4	2.94%	4	2.94%

Precinct Report — Unofficial

GENERAL ELECTION HELD ON — OFFICIAL BALLOT FOR LAWRENCE COUNTY — November 03, 2015

11/03/2015 07:38 PM

Total Number of Voters : 2,699 of 0 = 0.00%

Precincts Reporting 19 of 19 = 100.00%

Party	Candidate	Absentee		Early		Election		Total	
Precinct D105 (Ballots Cast: 136)									
COMMISSIONER of AGRICULTURE, Vote For 1									
	Ryan F. QUARLES	0	0.00%	0	0.00%	84	64.62%	84	64.62%
	Jean-Marie LAWSON SPANN	0	0.00%	0	0.00%	46	35.38%	46	35.38%
	Cast Votes:	0	0.00%	0	0.00%	130	95.59%	130	95.59%
	Over Votes:	0	0.00%	0	0.00%	0	0.00%	0	0.00%
	Under Votes:	0	0.00%	0	0.00%	6	4.41%	6	4.41%
JUSTICE of the SUPREME COURT 7th Supreme Court District (Unexpired Term), Vote For 1									
	Sam WRIGHT	0	0.00%	0	0.00%	59	55.66%	59	55.66%
	Janet L. STUMBO	0	0.00%	0	0.00%	47	44.34%	47	44.34%
	Cast Votes:	0	0.00%	0	0.00%	106	77.94%	106	77.94%
	Over Votes:	0	0.00%	0	0.00%	0	0.00%	0	0.00%
	Under Votes:	0	0.00%	0	0.00%	30	22.06%	30	22.06%

Total Number of Voters : 2,699 of 0 = 0.00%

Precincts Reporting 19 of 19 = 100.00%

Party	Candidate	Absentee		Early		Election		Total	
Precinct D106 (Ballots Cast: 84)									
STRAIGHT PARTY, Vote For 1									
	Republican Party	0	0.00%	0	0.00%	20	71.43%	20	71.43%
	Democratic Party	0	0.00%	0	0.00%	8	28.57%	8	28.57%
	Cast Votes:	0	0.00%	0	0.00%	28	33.33%	28	33.33%
	Over Votes:	0	0.00%	0	0.00%	0	0.00%	0	0.00%
	Under Votes:	0	0.00%	0	0.00%	56	66.67%	56	66.67%
GOVERNOR and LIEUTENANT GOVERNOR, Vote For 1									
	Matt BEVIN Jenean HAMPTON	0	0.00%	0	0.00%	39	48.75%	39	48.75%
	Jack CONWAY Sannie OVERLY	0	0.00%	0	0.00%	37	46.25%	37	46.25%
	Drew CURTIS Heather CURTIS	0	0.00%	0	0.00%	4	5.00%	4	5.00%
	Blackii Effing WHYTE Philip JACOBS (W)	0	0.00%	0	0.00%	0	0.00%	0	0.00%
	Cast Votes:	0	0.00%	0	0.00%	80	95.24%	80	95.24%
	Over Votes:	0	0.00%	0	0.00%	0	0.00%	0	0.00%
	Under Votes:	0	0.00%	0	0.00%	4	4.76%	4	4.76%
SECRETARY of STATE, Vote For 1									
	Stephen L. KNIPPER	0	0.00%	0	0.00%	48	59.26%	48	59.26%
	Alison Lundergan GRIMES	0	0.00%	0	0.00%	33	40.74%	33	40.74%
	Cast Votes:	0	0.00%	0	0.00%	81	96.43%	81	96.43%
	Over Votes:	0	0.00%	0	0.00%	0	0.00%	0	0.00%
	Under Votes:	0	0.00%	0	0.00%	3	3.57%	3	3.57%
ATTORNEY GENERAL, Vote For 1									
	Whitney H. WESTERFIELD	0	0.00%	0	0.00%	47	58.02%	47	58.02%
	Andy BESHEAR	0	0.00%	0	0.00%	34	41.98%	34	41.98%
	Cast Votes:	0	0.00%	0	0.00%	81	96.43%	81	96.43%
	Over Votes:	0	0.00%	0	0.00%	0	0.00%	0	0.00%
	Under Votes:	0	0.00%	0	0.00%	3	3.57%	3	3.57%
AUDITOR of PUBLIC ACCOUNTS, Vote For 1									
	Mike HARMON	0	0.00%	0	0.00%	50	64.94%	50	64.94%
	Adam H. EDELEN	0	0.00%	0	0.00%	27	35.06%	27	35.06%
	Cast Votes:	0	0.00%	0	0.00%	77	91.67%	77	91.67%
	Over Votes:	0	0.00%	0	0.00%	0	0.00%	0	0.00%
	Under Votes:	0	0.00%	0	0.00%	7	8.33%	7	8.33%
STATE TREASURER, Vote For 1									
	Allison BALL	0	0.00%	0	0.00%	54	69.23%	54	69.23%
	Rick NELSON	0	0.00%	0	0.00%	24	30.77%	24	30.77%
	Cast Votes:	0	0.00%	0	0.00%	78	92.86%	78	92.86%
	Over Votes:	0	0.00%	0	0.00%	0	0.00%	0	0.00%
	Under Votes:	0	0.00%	0	0.00%	6	7.14%	6	7.14%

Total Number of Voters : 2,699 of 0 = 0.00%

Precincts Reporting 19 of 19 = 100.00%

Party	Candidate	Absentee		Early		Election		Total	
Precinct D106 (Ballots Cast: 84)									
COMMISSIONER of AGRICULTURE, Vote For 1									
	Ryan F. QUARLES	0	0.00%	0	0.00%	49	61.25%	49	61.25%
	Jean-Marie LAWSON SPANN	0	0.00%	0	0.00%	31	38.75%	31	38.75%
	Cast Votes:	0	0.00%	0	0.00%	80	95.24%	80	95.24%
	Over Votes:	0	0.00%	0	0.00%	0	0.00%	0	0.00%
	Under Votes:	0	0.00%	0	0.00%	4	4.76%	4	4.76%
JUSTICE of the SUPREME COURT 7th Supreme Court District (Unexpired Term), Vote For 1									
	Sam WRIGHT	0	0.00%	0	0.00%	38	59.38%	38	59.38%
	Janet L. STUMBO	0	0.00%	0	0.00%	26	40.63%	26	40.63%
	Cast Votes:	0	0.00%	0	0.00%	64	76.19%	64	76.19%
	Over Votes:	0	0.00%	0	0.00%	0	0.00%	0	0.00%
	Under Votes:	0	0.00%	0	0.00%	20	23.81%	20	23.81%

RECEIVED
JUN 01 2016
Board of Elections

PRIMARY ELECTION 5/17/2016 Voting R	29	67	84	90	132	143	91	87	81	132	79	196	1211
LEE COUNTY	Absentees		Bville	Bville	Bville	ST	Ivy	Bville		Sand	Heide	Proc	
Office/ Candidates REPUBLICANS	Paper	Mach	1	2	3	Helens	Patch	4	Leeco	Field	berg	tor	TOTAL
U.S. SENATOR													
PAUL, Rand	21	57	64	55	93	112	53	67	68	101	57	140	888
SLAUGHTER, Stephen Howard	2	6	7	10	17	11	13	10	2	7	12	25	122
GOULD, James R	2	2	8	7	6	8	7	9	5	9	6	11	80
U.S. REP in Congress 5th Dist.													
ROGERS,. Harold "Hal"	23	60	70	72	106	111	66	76	69	109	68	159	989
BURK JR, John	2	4	12	9	17	23	12	9	7	16	8	25	144
STATE REP. 91st District													
CHRISTOPHER, Randall S.	12	27	36	24	45	48	28	31	20	47	21	37	376
HERALD, Gary "Toby"	13	37	45	57	82	83	51	51	57	81	55	151	763
CIRCUIT CLERK (unexpired term)													
SHULER, Brenda A	16	31	19	16	16	47	22	26	34	61	24	38	350
PHILLIPS, Tyler	9	36	65	74	115	95	68	61	47	70	55	156	851

VOTING D	9	17	34	32	59	52	49	34	42	57	33	62	480
PRIMARY ELECTION DEMOCRATS	paper	mach	1	2	3	St H	Ivy	4	Lee	Sand	Hberg	Proc	TOTAL
PRESIDENT of the U.S.													
O'MALLEY, Martin J	0	0	0	1	0	4	0	1	0	1	1	0	8
SANDERS, Bernard "Bernie"	0	6	15	11	33	22	23	14	20	24	20	36	224
CLINTON, Hillary	7	9	17	14	21	20	21	15	20	25	10	20	199
DE LA FUENTE. Roque Rocky	0	0	0	0	0	0	1	0	0	1	0	1	3
"UNCOMMITTED"	0	1	2	5	2	4	3	3	1	4	1	4	30
U.S. SENATOR													
RECKENWALD, Tom	0	0	1	0	4	1	0	0	1	2	3	4	16
SHORT, Grant T	0	0	1	3	4	4	1	1	0	1	3	1	19
WILDER, Sellus	0	0	1	2	4	3	4	0	6	7	1	2	30
GRAY, Jim	6	12	24	19	35	30	34	28	28	34	22	43	315
HOULIHAN, Rory	0	0	0	0	2	1	1	0	1	1	0	0	6
KENDER, Jeff	0	3	0	1	3	2	2	1	0	1	1	3	17
LEACH, Ron	1	2	5	5	5	10	2	1	4	8	3	9	55

TURNOUT **** VOTING 1691 REG 5084 ##### Rep & Dem
1691 REG 5283 ##### All voters

5/17/2016	Absentees		Bville	Bville	Bville	ST	Ivy	Bville	Leeco	Sand	Heide	Proc	
	Paper	Mach	1	2	3	Helens	Patch	4		Field	berg	tor	TOTAL
Votes	38	84	137	137	203	223	157	128	128	5	116	271	1,691
Reg as REP	Registered		247	274	325	377	308	262	211	364	315	494	3,177
Other 199i DEM	Registered		164	182	193	180	226	157	168	191	151	295	1,907
REP Voting	29	67	84	90	132	143	91	87	81	132	79	196	1,211
DEM Voting	9	17	34	32	0	52	49	34	42	57	33	62	480

REP Voting #### REG 3177 % voting 38.12%
DEM Voting 480 REG 1907 % voting 25.17%

all Voters 2010 Gen 3139 voting 5165 reg % voting 60.77% There are 192 voters
all voters 2014 Gen 2692 voting 5298 reg % voting 50.81% reg. other than REP

Tabulator: Sarah Peck

	LESLIE COUNTY																														
	REPUBLICAN PARTY						DEMOCRATIC PARTY														NON PARTISAN										
May 17, 2016	Rand PAUL	Stephen Howard SLAUGHTER	James R. GOULD		Harold "Hal" ROGERS	John BURK JR.	Martin J. O'MALLEY	Bernard "Bernie" SANDERS	Hillary CLINTON	Roque Rocky DE LA FUENTE	"UNCOMMITTED"		Tom RECKTENWALD	Grant T. SHORT	Sellus WILDER	Jim GRAY	Rory HOULIHAN	Jeff KENDER	Ron LEACH		Clint J. HARRIS	Kenneth STEPP	Monica RICE-SMITH								
A101 Beech Fk	16	3	1		14	6	0	2	1	0	0		0	0	0	2	0	0	0		1	1	20								
A102 Stinnett	98	8	4		99	19	1	7	3	0	1		1	0	2	3	1	0	3		32	8	93								
A103 Greasy	9	1	3		14	3	0	0	0	0	0		0	0	0	0	0	0	0		2	0	13								
A104 Hyden-Jeff	105	7	7		94	33	0	11	4	0	0		1	1	3	7	0	2	0		19	5	127								
A105 Marrowbone	25	0	0		23	3	0	0	2	0	0		1	1	0	0	0	0	0		3	2	25								
B101 Jack"s Creek	87	9	2		101	6	0	7	2	0	0		0	0	6	2	0	0	0		24	1	92								
B102 Bad Creek	24	8	3		30	9	0	10	9	0	1		1	1	2	13	1	0	0		4	1	55								
B103 Rockhouse	51	8	4		58	13	0	3	0	0	0		1	0	1	1	0	0	0		7	1	74								
B104 Big Creek	46	3	3		49	5	0	2	1	0	1		0	0	0	2	0	1	0		18	0	46								
C101 Wooton	83	11	8		89	18	0	5	4	0	0		0	2	0	6	0	1	0		8	3	108								
C102 Trace Fork	52	3	3		59	6	0	5	7	0	0		0	1	0	6	0	1	0		3	4	70								
C103 Wolf	76	22	9		82	29	0	9	4	0	0		0	1	1	8	0	1	2		10	5	110								
D101 Hyden #1	79	4	6		76	17	0	6	5	0	1		1	0	5	3	0	0	0		13	3	102								
D102 Hyden #2	66	4	6		72	11	0	1	9	0	0		0	0	4	5	0	0	0		9	3	86								
D103 Wilder	17	6	6		22	9	0	3	5	0	0		1	0	2	3	0	0	1		2	8	31								
D104 Midway	65	8	8		75	9	0	3	4	0	0		0	1	2	3	0	0	0		10	4	84								
D105 Bullskin	28	0	2		29	5	0	1	0	0	0		0	0	0	0	0	0	1		4	0	35								
Abs. Machine Total	23	2	2		24	3	0	2	1	0	0		0	2	0	1	0	0	0		7	0	24								
Abs. Paper Total	10	4	0		9	5	0	0	3	0	0		0	0	0	3	0	0	0		1	2	14								
Absentee Total	33	6	2		33	8	0	2	4	0	0		0	2	0	4	0	0	0		8	2	38								
Prec. Machine Total	927	105	75		986	201	1	75	60	0	4		7	8	28	64	2	6	7		169	49	1,171								
TOTAL VOTES	**960**	**111**	**77**		**1,019**	**209**	**1**	**77**	**64**	**0**	**4**		**7**	**10**	**28**	**68**	**2**	**6**	**7**		**177**	**51**	**1,209**								

	PRECINCTS	UNITED STATES SENATOR	Rand PAUL	Stephan Howard SLAUGHTER	James R. GOULD	UNITED STATES REPRESENTATIVE IN CONGRESS	Harold "Hal" ROGERS	John BURK JR.	STATE REPRESENTATIVE	Frank D. JUSTICE II.	Colin FULTZ	Wesley DOUGHMAN	Charles Phillip WHEELER	CORONER	Roy Everett "Big E" DUNCAN	Scott HELLE	Elijah DAVIS	PRESIDENT OF THE UNITED STATES	Martin J. O'MALLEY	Bernard "Bernie" SANDERS	Hillary CLINTON	Roque Rocky DELAFUENTE	"UNCOMMITTED"	UNITED STATES SENATOR	Tom RECKTENWALD	Grant T. SHORT	Sellus WILDER	Jim GRAY	Rory HOULIHAN	Jeff KENDER	Ron LEACH	STATE REPRESENTATIVE	Angie HATTON	Ira Edsel BRANHAM	Joel THORNBURY	CORONER	Renee CAMPBELL	Perry M. FOWLER
District #1	A101-West WBURG		36	2	4		35	7		15	17	3	8		28	12	2		2	81	44	1	14		11	13	17	74	1	8	6		110		31		64	92
	A102-East WBURG		59	8	4		59	12		15	39	6	11		22	31	11		1	91	52	1	19		4	14	35	88	0	3	7		124		39		49	123
	A103-COWAN		72	10	10		80	17		25	40	13	21		28	44	11		0	96	23	2	23		0	16	23	71	2	9	8		106		31		72	87
	A104-EOLIA		14	0	0		13	1		3	5	4	2		8	5	0		5	22	12	1	6		1	6	4	28	0	4	1		44		9		32	21
	A105-UP.CUMBLAND		13	1	2		12	6		3	5	7	3		8	4	5		1	17	8	0	6		2	4	5	11	0	1	1		25		3		17	12
	A106-UZ,DRYFORK		66	8	10		75	12		30	41	8	22		24	44	9		4	52	17	1	10		4	10	16	32	1	4	8		64		31		39	48
	A107-SANDLICK		35	2	1		30	10		10	18	1	10		9	24	1		1	32	10	0	12		2	4	9	26	2	4	2		53		8		23	43
	A108-PARTRIDGE		26	7	2		29	6		8	4	17	5		13	19	2		4	33	13	1	7		4	7	6	23	1	6	5		43		13		36	25
DIST #2	B101-ISOM		83	14	8		96	12		18	33	20	38		29	64	8		3	122	39	0	21		12	23	33	[illegible]	3	4	4		136		42		119	70
	B102-COLSON		68	6	5		71	12		10	55	8	11		21	48	5		3	108	31	1	14		9	29	[illegible]	[illegible]	1	4	9		119		35		96	68
	B103-BAKER, ETC.		28	2	3		29	5		10	13	2	8		23	7	2		3	74	25	1	24		5	28	[illegible]	[illegible]	[illegible]	[illegible]	5		92		[illegible]		77	50
DIST #3	C101-NEON		60	0	1		70			2	2	2	1		2	4	0		2	45	25	0	12		2	[illegible]	[illegible]	[illegible]	[illegible]	4	7		59		24		52	32
	C102-THORNTON		30	1	2		26	7		1	21	4	9		21	6	3		2	44	16	0	11		0	7	[illegible]	[illegible]	[illegible]	6	4		53		20		33	44
	C103-MAYKING		45	2	3		41	12		11	24	11	8		32	13	7		7	114	51	1	28		6	31	31	85	2	8	12		163		42		107	103
	C104-HAYMOND		19	3	4		24	5		3	13	9	2		21	1	4		2	34	22	0	18		2	4	10	40	1	5	2		57		21		36	45
	~~C105-SECO~~																																					
	C105-SECO		42	3	4		46	4		7	21	9	12		35	11	0		3	63	28	0	7		3	11	15	33	3	6	13		81		16		42	62
	C106-MILLSTONE		32	3	0		26	10		15	9	5	7		21	7	3		1	43	15	2	6		4	9	13	16	4	6	4		48		19		29	45
	C107-ERMINE		31	7	3		37	7		11	21	5	6		21	14	2		1	67	39	1	16		1	14	14	61	0	11	4		104		16		59	69
District #5	D102-BLACKEY		38	9	5		38	15		16	23	5	12		9	39	2		3	97	54	0	23		11	24	24	88	1	3	11		106		69		139	39
	D103-HALLIE		20	2	1		19	5		7	3	5	7		5	10	4		2	46	23	0	10		1	13	10	42	1	4	4		44		35		66	23
	D104-DALNA, ETC.		19	4	4		21	5		11	12	2	2		7	15	3		4	51	22	3	7		6	16	6	29	1	8	5		74		13		55	37
	D105-SUGAR GROVE		17	4	6		21	7		7	2	6	10		10	11	4		3	43	14	0	23		3	14	6	39	3	2	4		70		11		85	19
	D106-ROXANA, ETC		26	4	3		29	4		4	18	4	7		8	20	4		1	52	28	0	5		2	20	7	40	2	0	8		62		17		47	44
	D107-DOTY/JERE.		31	2	5		31	5		7	17	5	11		7	26	1		4	91	23	3	19		8	15	24	74	3	3	4		100		38		119	32
District #5	E101-BURDINE		14	1	2		13	4		6	3	2	6		8	5	4		0	38	29	0	11		0	7	7	48	2	5	2		48		22		43	34
	E102-EAST JENKINS		9	0	0		6	3		3	3	1	2		3	2	4		3	17	24	2	5		0	11	3	31	1	1	3		39		11		26	27
	E103-WEST JENKINS		35	1	4		36	5		10	17	1	11		26	8	3		2	49	40	3	18		5	13	10	46	4	8	7		74		42		56	59
	E104-DUNHAM		10	0	1		9	2		5	2	2	3		6	2	4		0	31	15	0	6		5	5	6	23	1	2	2		32		13		34	16
	E105-MCROBERTS		30	2	2		34	5		11	11	5	11		25	5	4		3	75	30	0	19		5	15	19	51	1	6	11		94		28		81	52
	E106-FLEMING		8	2	0		11	0		5	3	1	2		10	1	0		1	15	16	0	7		3	5	2	17	1	2	2		29		10		17	22
	Subtotal - MACHINES		[illegible]				[illegible]	[illegible]		[illegible]	[illegible]	[illegible]	[illegible]		[illegible]	[illegible]	[illegible]		[illegible]	[illegible]	[illegible]	[illegible]	[illegible]		[illegible]	[illegible]	[illegible]	[illegible]	[illegible]	[illegible]	[illegible]		[illegible]		[illegible]		[illegible]	[illegible]
	PAPER ABS. BALLOT		1	2	0		3	0		2	0	0	1		0	1	2		0	8	25	0	1		0	3	2	22	0	0	2		21		11		18	17
	ABS.-MACHINE		26	3	2		29	3		12	8	7	5		12	11	5		0	39	25	1	17		6	15	3	44	1	2	4		69		14		52	39
	PROVISIONAL																																					
	ABSENTEE TOTAL		[illegible]				[illegible]	[illegible]		[illegible]	[illegible]	[illegible]	[illegible]		[illegible]	[illegible]	[illegible]		[illegible]	[illegible]	[illegible]	[illegible]	[illegible]		[illegible]	[illegible]	[illegible]	[illegible]	[illegible]	[illegible]	[illegible]		[illegible]		[illegible]		[illegible]	[illegible]
	TOTAL		989	115	97		1036	208		253	50	850	274		800	519	119		11	1178	458	25	421		121	401	413	1431	47	140	111		2365		756		1253	1498

RECEIVED
MAY 24 2016
State Board of Elections

Winston

Tabulated Statement of Votes Cast at Various

day of May 2016, for the Candidates for th

In Lewis County, at an Election held on the

Offices to be filled, and for and against the questions then submitted.

Office to be filled is written in this space.

Form E-1

Number of Precinct. NAME OF PRECINCT.	Names of Candidates must be written in Vertical Lines	Rep. 4th Congressional FOR U.S. Senator CANDIDATES			Rep. 99th District FOR State Representative CANDIDATES		Dem. FOR President CANDIDATES				FOR CANDIDATES	Dem. 4th Congressional FOR U.S. Senator CANDIDATES			FOR CANDIDATES		FOR CANDIDATES			FOR CANDIDATES		
		James N. Gould	Rand Paul	Stephen Howard Slaughter	Ingrid K. Smith "Ingrid"	Christopher Fletcher	Martin O'Malley	Bernard J. "Bernie" Sanders	Robert Lindsay	Roque Rocky De La Fuente	"Uncommitted"	Ron Leach	Tom Ketterwald	Edward J. "Ed" Hunt	Scott Keller Wilder	Jim Gray	Ford Kaufman	Jeff Keller					
Absentee Machine		3	23	1	9	18	1	1	1	0	0	1	0	0	0	1	0	1					
Absentee Paper		1	7	0	5	2	0	2	3	0	0	1	0	0	1	1	0	2					
Vancelburg #1		10	41	3	26	28	0	3	7	0	1	2	0	3	1	3	1	0					
Vancelburg #2		3	18	8	14	14	0	4	4	0	0	1	0	0	0	5	0	0					
Vancelburg #3		4	39	6	29	18	1	6	4	0	1	3	1	1	3	1	3	0					
Vancelburg #4		15	76	16	32	65	1	17	22	0	1	2	1	1	4	24	0	7					
Black Oak		14	64	7	29	52	1	10	19	2	4	4	1	4	3	19	0	2					
Tannery		8	49	4	29	31	1	5	14	0	2	7	2	2	0	8	0	1					
Garrison		15	61	4	41	33	1	22	21	1	2	11	2	5	7	11	1	5					
Quincy		17	58	3	33	43	1	18	18	0	1	8	4	5	2	16	1	2					
Laurel		4	58	7	37	33	0	13	17	0	4	3	2	1	6	16	0	1					
Fredrick		5	22	1	14	12	0	7	9	0	2	2	0	3	2	7	0	1					
Tollesboro		28	124	11	77	76	2	19	35	0	5	13	3	1	5	29	1	2					
Burtonville		5	31	9	27	16	4	13	21	1	1	6	2	2	0	26	0	1					
Petersville		6	34	7	29	16	2	8	14	0	1	1	0	2	3	15	0	3					
Concord-Powers		5	27	0	16	16	0	3	2	0	2	1	0	1	0	5	0	0					
Total		143	732	87	447	473	15	151	211	4	27	66	18	31	37	187	7	28					

RECEIVED
MAY 24 2016
Lewis Board of Elections

SUMMARY REPORT

RUN DATE:05/18/16 11:07 AM

LINCOLN COUNTY, KENTUCKY
PRIMARY ELECTION
MAY 17, 2016
STATISTICS

UNOFFICIAL RESULTS

	VOTES	PERCENT
PRECINCTS COUNTED (OF 19)	19	100.00
REGISTERED VOTERS - TOTAL	0	
REGISTERED VOTERS - REPUBLICAN PARTY .	0	
REGISTERED VOTERS - DEMOCRATIC PARTY .	0	
BALLOTS CAST - TOTAL.	2,727	
BALLOTS CAST - REPUBLICAN PARTY . . .	1,119	41.03
BALLOTS CAST - DEMOCRATIC PARTY . . .	1,608	58.97



SUMMARY REPORT .

RUN DATE:05/18/16 11:07 AM

LINCOLN COUNTY, KENTUCKY
PRIMARY ELECTION
MAY 17, 2016
REPUBLICAN PARTY

UNOFFICIAL RESULTS

	VOTES	PERCENT
United States Senator		
VOTE FOR 1		
Rand PAUL	937	83.36
Stephen Howard SLAUGHTER	88	7.83
James R. GOULD	99	8.81
Total	1,124	
Over Votes	0	
Under Votes	23	
U. S. Representative 5th District		
VOTE FOR 1		
Harold "Hal" ROGERS	913	81.96
John BURK JR.	201	18.04
Total	1,114	
Over Votes	0	
Under Votes	34	
State Senator 15th District		
VOTE FOR 1		
Don MOSS	323	28.87
Rick GIRDLER	204	18.23
Michael KECK	298	26.63
Joshua NICHOLS	294	26.27
Total	1,119	
Over Votes	0	
Under Votes	29	



SUMMARY REPORT

RUN DATE:05/18/16 11:07 AM

LINCOLN COUNTY, KENTUCKY
PRIMARY ELECTION
MAY 17, 2016
DEMOCRATIC PARTY

UNOFFICIAL RESULTS

	VOTES	PERCENT
President of the United States		
VOTE FOR 1		
Martin J. O'MALLEY	21	1.29
Bernard "Bernie" SANDERS	742	45.47
Hillary CLINTON	779	47.73
Roque Rocky DE LA FUENTE	7	.43
"UNCOMMITTED"	83	5.09
Total	1,632	
Over Votes	0	
Under Votes	14	

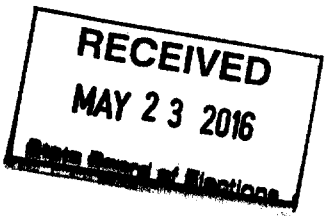

United States Senator		
VOTE FOR 1		
Tom RECKTENWALD	40	2.54
Grant T. SHORT.	56	3.56
Sellus WILDER	96	6.10
Jim GRAY.	1,241	78.89
Rory HOULIHAN	18	1.14
Jeff KENDER.	32	2.03
Ron LEACH	90	5.72
Total	1,573	
Over Votes	0	
Under Votes	72	

PRIMARY ELECTION
LIVINGSTON COUNTY - 1ST. CONG. DIST.
RECAPITULATION SHEET
MAY 17, 2016

	ABSENTEE			LEDBETTER			TILINE			MITCHELL'S STORE			GRAND RIVERS			LOLA			SALEM			JOY			BURNA			NORTH SMITHLAND			SOUTH SMITHLAND			GRAND TOTAL
	Mail-In	Walk-In	Total	eSlate	eScan	Total	eSlate	eScan	Total	eSlate	eScan	Total	eSlate	eScan	Total	eSlate	eScan	Total	eSlate	eScan	Total	eSlate	eScan	Total	eSlate	eScan	Total	eSlate	eScan	Total	eSlate	eScan	Total	
UNITED STATES SENATOR - REP																																		
James R. GOULD	0	1	1		5	5		4	4		4	4		3	3		1	1		4	4		1	1	0	1	1		3	3	0	2	2	29
Rand PAUL	4	11	15		58	58		28	28		43	43		41	41		18	18		38	38		13	13	1	26	27		26	26	3	25	28	336
Stephen Howard SLAUGHTER	0	0	0		3	3		1	1		0	0		3	3		0	0		2	2		0	0	0	0	0		0	0	0	1	1	10
U.S. REP. in CONGRESS - 1st Cong. Dist. - REP																																		
Mike PAPE	1	4	5		24	24		9	9		12	12		18	18		6	6		13	13		2	2	1	7	8		8	8	2	10	12	117
Miles A. CAUGHEY JR.	0	0	0		7	7		3	3		0	0		2	2		0	0		2	2		0	0	0	0	0		1	1	0	0	0	62
Jason BATTS	0	0	0		9	9		3	3		9	9		11	11		1	1		6	6		5	5	0	7	7		3	3	1	7	8	62
James R. COMER	2	8	10		26	26		18	18		26	26		17	17		12	12		24	24		8	8	0	14	14		16	16	0	11	11	182
PRESIDENT of the UNITED STATES - DEM																																		
Martin J. O'MALLEY	0	0	0		2	2		2	2		3	3		0	0		1	1		3	3		2	2	0	2	2		0	0	0	2	2	17
Bernard "Bernie" SANDERS	2	9	11		141	141		38	38		78	78		60	60		21	21		65	65		26	26	0	65	65		63	63		42	42	610
Hillary CLINTON	2	7	9		78	78		25	25		55	55		53	53		17	17		39	39		8	8	1	41	42		35	35		39	39	400
Roque Rocky DE LA FUENTE	0	0	0		2	2		1	1		0	0		1	1		1	1		1	1		0	0	0	1	1		1	1		1	1	9
"UNCOMMITTED"	1	0	1		26	26		15	15		16	16		14	14		8	8		10	10		4	4	0	12	12		15	15		7	7	125
UNITED STATES SENATOR - DEM																																		
Jim GRAY	5	11	16		168	168		40	40		99	99		78	78		28	28		78	78		30	30	0	86	86		70	70		65	65	768
Rory HOULIHAN	0	1	1		4	4		4	4		6	6		3	3		0	0		3	3		2	2	0	0	0		5	5		3	3	31
Jeff KENDER	0	0	0		17	17		3	3		7	7		7	7		4	4		4	4		1	1	0	5	5		8	8		5	5	61
Ron LEACH	0	1	1		20	20		8	8		12	12		7	7		3	3		6	6		4	4	1	12	13		13	13		6	6	93
Tom RECKTENWALD	0	0	0		3	3		1	1		6	6		4	4		3	3		1	1		0	0	0	0	0		1	1		2	2	21
Grant T. SHORT	0	2	2		8	8		2	2		5	5		0	0		2	2		9	9		0	0	0	1	1		5	5		2	2	36
Sellus WILDER	0	1	1		15	15		5	5		6	6		12	12		5	5		5	5		2	2	0	7	7		2	2		4	4	64
U.S. REP. in CONGRESS - 1st Cong. Dist. - DEM																																		
Tom OSBORNE	4	11	15		173	173		44	44		94	94		81	81		25	25		69	69		26	26	1	75	76		71	71		60	60	734
Samuel L. GASKINS	1	4	5		60	60		18	18		38	38		31	31		19	19		32	32		13	13	0	34	34		29	29		24	24	303
	22	71	93	0	849	849	0	272	272	0	519	519	0	466	466	0	175	175	0	414	414	0	147	147	5	396	401	0	375	375	6	318	324	4019

Donald R. Mitchell 5/26/16

Jennifer Ferrell

PRIMARY ELECTION
LIVINGSTON COUNTY - 1ST. CONG. DIST.
RECAPITULATION SHEET
MAY 17, 2016

	ABSENTEE			LEDBETTER			TILINE			MITCHELL'S STORE			GRAND RIVERS			LOLA			SALEM			JOY			BURNA			NORTH SMITHLAND			SOUTH SMITHLAND			GRAND TOTAL
	Mail-In	Walk-In	Total	eSlate	eScan	Total	eSlate	eScan	Total	eSlate	eScan	Total	eSlate	eScan	Total	eSlate	eScan	Total	eSlate	eScan	Total	eSlate	eScan	Total	eSlate	eScan	Total	eSlate	eScan	Total	eSlate	eScan	Total	
UNITED STATES SENATOR - REP																																		
James R. GOULD	0	1	1		27	27		4	4		4	4		3	3		1	1		4	4		1	1		0	1	1		3	3	0	2	2	29
Rand PAUL	4	11	15		58	58		28	28		43	43		41	41		18	18		38	38		13	13		1	26	27		26	26	3	25	28	332
Stephen Howard SLAUGHTER	0	0	0		3	3		1	1		0	0		3	3		0	0		2	2		0	0		0	0	0		0	0	0	1	1	10
U.S. REP. in CONGRESS - 1st Cong. Dist. - REP																																		
Mike PAPE	1	4	5		24	24		9	9		12	12		18	18		16	16		13	13		2	2		1	7	8		8	8	2	10	10	117
Miles A. CAUGHEY JR.	0	0	0		7	7		3	3		0	0		2	2		0	0		2	2		0	0		0	0	0		1	1	0	0	0	62
Jason BATTS	0	0	0		9	9		3	3		9	9		11	11		1	1		6	6		5	5		0	7	7		3	3	1	7	8	62
James R. COMER	2	8	10		26	26		18	18		26	26		17	17		12	12		24	24		8	8		0	14	14		16	16	0	11	11	182
PRESIDENT of the UNITED STATES - DEM																																		
Martin J. O'MALLEY	0	0	0		2	2		2	2		3	3		0	0		1	1		3	3		2	2		0	2	2		0	0	0	2	2	17
Bernard "Bernie" SANDERS	2	9	11		141	141		38	38		78	78		60	60		21	21		65	65		26	26		0	65	65		63	63	0	42	42	610
Hillary CLINTON	2	7	9		78	78		25	25		56	56		53	53		17	17		39	39		8	8		1	41	42		35	35	0	39	39	400
Roque Rocky DE LA FUENTE	0	0	0		2	2		1	1		0	0		1	1		1	1		1	1		0	0		0	1	1		1	1	0	1	1	9
"UNCOMMITTED"	1	0	1		26	26		15	15		16	16		14	14		8	8		10	10		4	4		0	12	12		15	15	0	7	7	128
UNITED STATES SENATOR - DEM																																		
Jim GRAY	5	11	16		168	168		40	40		99	99		78	78		28	28		78	78		30	30		0	86	86		70	70	0	65	65	758
Rory HOULIHAN	0	1	1		4	4		4	4		6	6		3	3		0	0		3	3		2	2		0	0	0		5	5	0	3	3	31
Jeff KENDER	0	0	0		17	17		3	3		7	7		7	7		4	4		4	4		1	1		0	3	3		8	8	0	5	5	61
Ron LEACH	0	1	1		20	20		8	8		12	12		7	7		3	3		6	6		4	4		1	12	13		13	13	0	6	6	93
Tom RECKTENWALD	0	0	0		3	3		1	1		6	6		4	4		3	3		1	1		0	0		0	0	0		1	1	0	2	2	21
Grant T. SHORT	0	2	2		8	8		2	2		5	5		0	0		2	2		1	1		0	0		0	1	1		5	5	0	2	2	36
Sellus WILDER	0	1	1		15	15		5	5		6	6		12	12		5	5		5	5		2	2		0	7	7		2	2	0	4	4	164
U.S. REP. in CONGRESS - 1st Cong. Dist. - DEM																																		
Tom OSBORNE	4	11	15		173	173		44	44		94	94		81	81		25	25		69	69		26	26		1	75	76		71	71	0	60	60	734
Samuel L. GASKINS	1	4	5		60	60		18	18		38	38		31	31		19	19		32	32		13	13		0	34	34		29	29	0	24	24	303
	22	71	93	0	849	849	0	272	272	0	519	519	0	466	466	0	175	175	0	414	414	0	147	147	5	396	401	0	375	375	16	318	334	4405

Jennifer Ferrell Rita Coffer 5/26/2016

Bobby

PRIMARY ELECTION
LIVINGSTON COUNTY - 1ST. CONG. DIST.
RECAPITULATION SHEET
MAY 17, 2016

	ABSENTEE			LEDBETTER			TILINE			MITCHELL'S STORE			GRAND RIVERS			LOLA			SALEM			JOY			BURNA			NORTH SMITHLAND			SOUTH SMITHLAND			GRAND TOTAL
	Mail-In	Walk-In	Total	eSlate	eScan	Total	eSlate	eScan	Total	eSlate	eScan	Total	eSlate	eScan	Total	eSlate	eScan	Total	eSlate	eScan	Total	eSlate	eScan	Total	eSlate	eScan	Total	eSlate	eScan	Total	eSlate	eScan	Total	
UNITED STATES SENATOR - REP																																		
James R. GOULD	0	1	1	0	5	5	0	4	4	0	4	4	0	3	3	0	1	1	0	4	4	0	1	1	0	1	1	0	3	3	0	2	2	29
Rand PAUL	4	11	15		58	58		28	28		43	43		41	41		18	18		38	38		13	13	1	26	26		26	26	3	25	28	332
Stephen Howard SLAUGHTER	0	0	0		3	3		1	1		0	0		3	3		0	0		2	2		0	0	0	0	0		0	0	0	1	1	10
U.S. REP. in CONGRESS - 1st Cong. Dist. - REP																																		
Mike PAPE	1	4	5		24	24		9	9		12	12		18	18		6	6		13	13		2	2	1	7	7		8	8	2	10	12	117
Miles A. CAUGHEY JR.	0	0	0		7	7		3	3		0	0		2	2		0	0		2	2		0	0	0	0	0		1	1	0	0	0	62
Jason BATTS	0	0	0		9	9		3	3		9	9		11	11		1	1		6	6		5	5	0	7	7		3	3	1	7	8	62
James R. COMER	2	8	10		26	26		18	18		26	26		17	17		12	12		24	24		8	8	0	14	14		16	16	0	11	11	182
PRESIDENT of the UNITED STATES - DEM																																		
Martin J. O'MALLEY	0	0	0		2	2		2	2		3	3		0	0		1	1		3	3		2	2	0	2	2		0	0	0	2	2	17
Bernard "Bernie" SANDERS	2	9	11		141	141		38	38		78	78		60	60		21	21		65	65		26	26	0	65	65		63	63	0	42	42	610
Hillary CLINTON	2	7	9		78	78		25	25		55	55		53	53		17	17		39	39		8	8	1	41	42		35	35	0	39	39	400
Roque Rocky DE LA FUENTE	0	0	0		2	2		1	1		0	0		1	1		1	1		1	1		0	0	0	1	1		1	1	0	1	1	9
"UNCOMMITTED"	1	0	1		26	26		15	15		16	16		14	14		8	8		10	10		4	4	0	12	12		15	15	0	7	7	128
UNITED STATES SENATOR - DEM																																		
Jim GRAY	5	11	16		168	168		40	40		99	99		78	78		28	28		78	78		30	30	0	86	86		70	70	0	65	65	758
Rory HOULIHAN	0	1	1		4	4		4	4		6	6		3	3		0	0		3	3		2	2	0	0	0		5	5	0	3	3	31
Jeff KENDER	0	0	0		17	17		3	3		7	7		7	7		4	4		4	4		1	1	0	5	5		8	8	0	5	5	61
Ron LEACH	0	1	1		20	20		8	8		12	12		7	7		3	3		6	6		4	4	1	12	13		13	13	0	6	6	93
Tom RECKTENWALD	0	0	0		3	3		1	1		6	6		4	4		3	3		1	1		0	0	0	0	0		1	1	0	2	2	21
Grant T. SHORT	0	2	2		8	8		2	2		5	5		0	0		2	2		9	9		0	0	0	1	1		5	5	0	2	2	36
Sellus WILDER	0	1	1		15	15		5	5		6	6		12	12		5	5		5	5		2	2	0	7	7		2	2	0	4	4	64
U.S. REP. in CONGRESS - 1st Cong. Dist. - DEM																																		
Tom OSBORNE	4	11	15		73	73		44	44		94	94		81	81		25	25		69	69		26	26	1	75	76		71	71	0	60	60	734
Samuel L. GASKINS	1	4	5	0	60	60	0	18	18	0	38	38	0	31	31	0	19	19	0	32	32	0	13	13	0	34	34	0	29	29	0	24	24	303
	22	71	93	0	849	849	0	272	272	0	514	514	0	466	466	0	175	175	0	414	414	0	147	147	5	396	401	0	375	375	6	318	324	4115

Bobbie S. Bobbie S. 5-24-2016

	A105		A101		F101		F103		B104		C103		B103		F102		B101		B102	
UNITED STATES SENATOR																				
1ST Congressional District																				
James R. Gould	4	0	0	0	0	0	2	0	3	0	0	2	4	0	7	0	0	0	5	1
Rand Paul	26	0	28	0	11	0	39	0	24	0	16	20	33	0	75	4	23	0	19	14
Stephen Howard Slaughter	1	0	2	0	0	0	1	0	1	0	1	0	0	0	3	0	0	0	1	0
UNITED STATES REPRESENTATIVE																				
1ST Congressional District																				
Mike Pape	9	0	11	0	8	0	23	0	12	0	11	10	8	0	29	3	9	0	12	9
Miles A. Caughey Jr.	1	0	1	0	0	0	1	0	1	0	0	0	2	0	1	0	0	0	0	0
Jason Batts	6	0	3	0	2	0	2	0	4	0	1	4	5	0	10	0	2	0	3	2
James R. Comer	15	0	15	0	1	0	15	0	12	0	5	8	20	0	46	1	11	0	10	5
STATE REPRESENTATIVE																				
16th Representative District																				
Ami L. Brooks	19	0	9	0	4	0	24	0	13	0	9	14	22	0	39	2	10	0	8	8
Jason Petrie	11	0	21	0	7	0	18	0	15	0	9	8	14	0	46	2	12	0	17	8
PRESIDENT of the UNITED STATES																				
Martin J. O'Malley	3	0	1	0	0	0	2	0	4	0	0	0	3	0	8	2	0	0	0	1
Bernard "Bernie" Sanders	48	0	45	0	48	0	56	0	53	0	21	30	54	0	82	5	33	5	23	23
Hillary Clinton	50	0	55	0	80	0	87	0	64	0	24	14	59	0	62	10	33	10	31	14
Roque Rocky De La Fuente	0	0	0	0	0	0	1	0	0	0	0	1	2	0	1	0	1	0	0	0
"Uncommitted"	11	0	11	0	2	0	8	0	7	0	2	2	14	0	10	2	9	1	3	2

#1 Courthouse-City	#6 Old Armory	#11 Olmstead School	#16 Lewisburg Fire Station
#2 New Armory	#7 Southern Heights Legacy Ctr	#12 Greenridge	#17 Lewisburg School
#3 New Armory	#8 Logan County High School	#13 Courthouse-County	#18 Auburn School
#4 Municipal Housing	#9 Adairville School	#14 Stevenson School	#19 Auburn Fire Department
#5 Russellville Fire Statio	#10 Adairville Fire Station	#15 Chandlers School	#20 Pleasant Hill Fellowship Hall, Bucksville

RECEIVED
MAY 31 2016
State Board of Elections

	A105		A101		F101		F103		B104		C103		B103		F102		B101		B102		
UNITED STATES SENATOR																					
Jim Gray	51	0	44	0	40	0	57	0	65	0	23	19	57	0	79	8	33	8	20	16	
Rory Houlihan	4	0	4	0	5	0	10	0	6	0	1	2	4	0	5	0	6	1	4	4	
Jeff Kender	5	0	8	0	12	0	19	0	4	0	4	5	8	0	10	3	4	0	1	3	
Ron Leach	18	0	23	0	22	0	25	0	7	0	7	8	22	0	16	4	8	4	7	9	
Tom Recktenwald	1	0	1	0	4	0	1	0	2	0	1	1	3	0	5	0	5	0	2	0	
Grant T. Short	1	0	7	0	13	0	10	0	3	0	1	0	5	0	3	2	5	0	3	1	
Sellus Wilder	14	0	9	0	10	0	8	0	19	0	7	5	8	0	14	0	5	1	7	3	
UNITED STATES REPRESENTATIVE																					
in Congress																					
1st Congressional District																					
Tom Osborne	67	0	61	0	68	0	80	0	56	0	26	27	53	0	68	9	45	7	26	28	
Samuel L. Gaskins	24	0	30	0	36	0	48	0	39	0	14	12	53	0	57	7	20	7	18	9	
TOTAL VOTES CAST	143	0	142	0	141	0	197	0	159	0	67	70	170	0	252	24	99	16	83	57	1620

#1 Courthouse-City	#6 Old Armory	#11 Olmstead School	#16 Lewisburg Fire Station
#2 New Armory	#7 Southern Heights Legacy Ctr	#12 Greenridge	#17 Lewisburg School
#3 New Armory	#8 Logan County High School	#13 Courthouse-County	#18 Auburn School
#4 Municipal Housing	#9 Adairville School	#14 Stevenson School	#19 Auburn Fire Department
#5 Russellville Fire Statio	#10 Adairville Fire Station	#15 Chandlers School	#20 Pleasant Hill Fellowship Hall, Bucksville

RECEIVED
MAY 31 2016
State Board of Elections

	C102		C104		C101		A104		D103		D102		D101		E102		E103		E101				
UNITED STATES SENATOR																							
1ST Congressional District																							
James R. Gould	2	0	7	0	2	0	5	0	4	0	4	0	7	0	5	0	0	0	2	0	**66**	**1**	**67**
Rand Paul	36	0	35	0	36	0	46	0	38	0	53	0	50	0	63	0	52	0	35	0	**776**	**19**	**795**
Stephen Howard Slaughter	0	0	5	0	2	0	6	0	0	0	6	0	4	0	3	0	3	0	1	0	**40**	**2**	**42**
UNITED STATES REPRESENTATIVE																							
1ST Congressional District																							
Mike Pape	10	0	19	0	17	0	18	0	13	0	16	0	11	0	16	0	12	0	11	0	**297**	**2**	**299**
Miles A. Caughey Jr.	0	0	0	0	0	0	0	0	1	0	4	0	2	0	2	0	1	0	1	0	**18**	**0**	**18**
Jason Batts	8	0	6	0	5	0	3	0	5	0	8	0	10	0	8	0	5	0	2	0	**104**	**4**	**108**
James R. Comer	18	0	22	0	18	0	34	0	24	0	35	0	38	0	44	0	35	0	24	0	**456**	**17**	**473**
STATE REPRESENTATIVE																							
16th Representative District																							
Ami L. Brooks	12	0	14	0	17	0	27	0	25	0	26	0	20	0	34	0	28	0	21	0	**405**	**9**	**414**
Jason Petrie	26	0	35	0	21	0	29	0	18	0	35	0	41	0	36	0	24	0	17	0	**470**	**14**	**484**
PRESIDENT																							
of the UNITED STATES																							
Martin J. O'Malley	3	0	1	0	3	0	7	0	0	0	3	0	2	0	4	0	2	0	0	0	**49**	**1**	**50**
Bernard "Bernie" Sanders	40	0	37	0	46	0	99	0	34	0	97	0	58	0	80	0	63	0	36	0	**1116**	**15**	**1131**
Hillary Clinton	42	0	24	0	50	0	63	0	20	0	57	0	40	0	98	0	35	0	31	0	**1053**	**24**	**1077**
Roque Rocky De La Fuente	0	0	0	0	0	0	0	0	1	0	0	0	0	0	0	0	0	0	2	0	**9**	**0**	**9**
"Uncommitted"	6	0	12	0	11	0	10	0	4	0	14	0	9	0	16	0	12	0	9	0	**187**	**7**	**194**

#1 Courthouse-City	#6 Old Armory	#11 Olmstead School	#16 Lewisburg Fire Station
#2 New Armory	#7 Southern Heights Legacy Ctr	#12 Greenridge	#17 Lewisburg School
#3 New Armory	#8 Logan County High School	#13 Courthouse-County	#18 Auburn School
#4 Municipal Housing	#9 Adairville School	#14 Stevenson School	#19 Auburn Fire Department
#5 Russellville Fire Statio	#10 Adairville Fire Station	#15 Chandlers School	#20 Pleasant Hill Fellowship Hall, Bucksville

RECEIVED
MAY 31 2016
State Board of Elections

	C102		C104		C101		A104		D103		D102		D101		E102		E103		E101				
UNITED STATES SENATOR																							
Jim Gray	36	0	27	0	41	0	77	0	19	0	69	0	42	0	78	0	38	0	35	0	**982**	**24**	**1006**
Rory Houlihan	5	0	1	0	9	0	12	0	4	0	4	0	4	0	4	0	5	0	5	0	**109**	**1**	**110**
Jeff Kender	3	0	9	0	6	0	13	0	5	0	15	0	11	0	11	0	8	0	4	0	**171**	**4**	**175**
Ron Leach	12	0	11	0	15	0	27	0	8	0	24	0	15	0	26	0	20	0	11	0	**349**	**7**	**356**
Tom Recktenwald	3	0	3	0	4	0	7	0	3	0	5	0	4	0	11	0	3	0	1	0	**70**	**2**	**72**
Grant T. Short	3	0	3	0	2	0	7	0	2	0	12	0	5	0	9	0	6	0	5	0	**108**	**2**	**110**
Sellus Wilder	9	0	6	0	18	0	11	0	2	0	14	0	6	0	21	0	18	0	6	0	**221**	**2**	**223**
UNITED STATES REPRESENTATIVE																							
in Congress																							
1st Congressional District																							
Tom Osborne	46	0	30	0	56	0	88	0	22	0	87	0	55	0	98	0	63	0	46	0	**1212**	**30**	**1242**
Samuel L. Gaskins	26	0	26	0	35	0	62	0	15	0	54	0	27	0	53	0	36	0	24	0	**732**	**15**	**747**
TOTAL VOTES CAST	131	0	124	0	150	0	239	0	104	0	237	0	172	0	272	0	167	0	120	0	**3336**	**70**	**3406**

#1 Courthouse-City	#6 Old Armory	#11 Olmstead School	#16 Lewisburg Fire Station	
#2 New Armory	#7 Southern Heights Legacy Ctr	#12 Greenridge	#17 Lewisburg School	
#3 New Armory	#8 Logan County High School	#13 Courthouse-County	#18 Auburn School	
#4 Municipal Housing	#9 Adairville School	#14 Stevenson School	#19 Auburn Fire Department	
#5 Russellville Fire Statio	#10 Adairville Fire Station	#15 Chandlers School	#20 Pleasant Hill Fellowship Hall, Bucksville	

Precinct Report — Unofficial

PRESIDENTIAL PREFERENCE AND REGULAR PRIMARY — OFFICIAL BALLOT FOR LOGAN COUNTY — May 17, 2016

05/17/2016 07:44 PM

Total Number of Voters : 3,406 of 0 = 0.00%

Precincts Reporting 21 of 21 = 100.00%

Party	Candidate	Absentee		Early		Election		Total	
Precinct AB (Ballots Cast: 70)									
UNITED STATES SENATOR, Vote For 1									
	James R. GOULD	0	0.00%	0	0.00%	1	4.55%	1	4.55%
	Rand PAUL	0	0.00%	0	0.00%	19	86.36%	19	86.36%
	Stephen Howard SLAUGHTER	0	0.00%	0	0.00%	2	9.09%	2	9.09%
	Cast Votes:	0	0.00%	0	0.00%	22	95.65%	22	95.65%
	Over Votes:	0	0.00%	0	0.00%	0	0.00%	0	0.00%
	Under Votes:	0	0.00%	0	0.00%	1	4.35%	1	4.35%
UNITED STATES REPRESENTATIVE in CONGRESS 1st Congressional District, Vote For 1									
	Mike PAPE	0	0.00%	0	0.00%	2	8.70%	2	8.70%
	Miles A. CAUGHEY JR.	0	0.00%	0	0.00%	0	0.00%	0	0.00%
	Jason BATTS	0	0.00%	0	0.00%	4	17.39%	4	17.39%
	James R. COMER	0	0.00%	0	0.00%	17	73.91%	17	73.91%
	Cast Votes:	0	0.00%	0	0.00%	23	100.00%	23	100.00%
	Over Votes:	0	0.00%	0	0.00%	0	0.00%	0	0.00%
	Under Votes:	0	0.00%	0	0.00%	0	0.00%	0	0.00%
STATE REPRESENTATIVE 16th Representative District, Vote For 1									
	Ami L. BROOKS	0	0.00%	0	0.00%	9	39.13%	9	39.13%
	Jason PETRIE	0	0.00%	0	0.00%	14	60.87%	14	60.87%
	Cast Votes:	0	0.00%	0	0.00%	23	100.00%	23	100.00%
	Over Votes:	0	0.00%	0	0.00%	0	0.00%	0	0.00%
	Under Votes:	0	0.00%	0	0.00%	0	0.00%	0	0.00%
PRESIDENT of the UNITED STATES, Vote For 1									
	Martin J. O'MALLEY	0	0.00%	0	0.00%	1	2.13%	1	2.13%
	Bernard "Bernie" SANDERS	0	0.00%	0	0.00%	15	31.91%	15	31.91%
	Hillary CLINTON	0	0.00%	0	0.00%	24	51.06%	24	51.06%
	Roque Rocky DE LA FUENTE	0	0.00%	0	0.00%	0	0.00%	0	0.00%
	"UNCOMMITTED"	0	0.00%	0	0.00%	7	14.89%	7	14.89%
	Cast Votes:	0	0.00%	0	0.00%	47	100.00%	47	100.00%
	Over Votes:	0	0.00%	0	0.00%	0	0.00%	0	0.00%
	Under Votes:	0	0.00%	0	0.00%	0	0.00%	0	0.00%
UNITED STATES SENATOR, Vote For 1									
	Jim GRAY	0	0.00%	0	0.00%	24	57.14%	24	57.14%
	Rory HOULIHAN	0	0.00%	0	0.00%	1	2.38%	1	2.38%
	Jeff KENDER	0	0.00%	0	0.00%	4	9.52%	4	9.52%
	Ron LEACH	0	0.00%	0	0.00%	7	16.67%	7	16.67%
	Tom RECKTENWALD	0	0.00%	0	0.00%	2	4.76%	2	4.76%
	Grant T. SHORT	0	0.00%	0	0.00%	2	4.76%	2	4.76%
	Sellus WILDER	0	0.00%	0	0.00%	2	4.76%	2	4.76%
	Cast Votes:	0	0.00%	0	0.00%	42	89.36%	42	89.36%
	Over Votes:	0	0.00%	0	0.00%	0	0.00%	0	0.00%
	Under Votes:	0	0.00%	0	0.00%	5	10.64%	5	10.64%

Precinct Report — Unofficial

PRESIDENTIAL PREFERENCE AND REGULAR PRIMARY — OFFICIAL BALLOT FOR LOGAN COUNTY — May 17, 2016

05/17/2016 07:44 PM

Total Number of Voters : 3,406 of 0 = 0.00%

Precincts Reporting 21 of 21 = 100.00%

Party	Candidate	Absentee		Early		Election		Total	
Precinct AB (Ballots Cast: 70)									
UNITED STATES REPRESENTATIVE in CONGRESS 1st Congressional District, Vote For 1									
	Tom OSBORNE	0	0.00%	0	0.00%	30	66.67%	30	66.67%
	Samuel L. GASKINS	0	0.00%	0	0.00%	15	33.33%	15	33.33%
	Cast Votes:	0	0.00%	0	0.00%	45	95.74%	45	95.74%
	Over Votes:	0	0.00%	0	0.00%	0	0.00%	0	0.00%
	Under Votes:	0	0.00%	0	0.00%	2	4.26%	2	4.26%

Precinct Report — Unofficial

PRESIDENTIAL PREFERENCE AND REGULAR PRIMARY — OFFICIAL BALLOT FOR LOGAN COUNTY — May 17, 2016

05/17/2016 07:44 PM

Total Number of Voters : 3,406 of 0 = 0.00%

Precincts Reporting 21 of 21 = 100.00%

Party	Candidate	Absentee		Early		Election		Total	
Precinct A101 (Ballots Cast: 142)									
UNITED STATES SENATOR, Vote For 1									
	James R. GOULD	0	0.00%	0	0.00%	0	0.00%	0	0.00%
	Rand PAUL	0	0.00%	0	0.00%	28	93.33%	28	93.33%
	Stephen Howard SLAUGHTER	0	0.00%	0	0.00%	2	6.67%	2	6.67%
	Cast Votes:	0	0.00%	0	0.00%	30	100.00%	30	100.00%
	Over Votes:	0	0.00%	0	0.00%	0	0.00%	0	0.00%
	Under Votes:	0	0.00%	0	0.00%	0	0.00%	0	0.00%
UNITED STATES REPRESENTATIVE in CONGRESS 1st Congressional District, Vote For 1									
	Mike PAPE	0	0.00%	0	0.00%	11	36.67%	11	36.67%
	Miles A. CAUGHEY JR.	0	0.00%	0	0.00%	1	3.33%	1	3.33%
	Jason BATTS	0	0.00%	0	0.00%	3	10.00%	3	10.00%
	James R. COMER	0	0.00%	0	0.00%	15	50.00%	15	50.00%
	Cast Votes:	0	0.00%	0	0.00%	30	100.00%	30	100.00%
	Over Votes:	0	0.00%	0	0.00%	0	0.00%	0	0.00%
	Under Votes:	0	0.00%	0	0.00%	0	0.00%	0	0.00%
STATE REPRESENTATIVE 16th Representative District, Vote For 1									
	Ami L. BROOKS	0	0.00%	0	0.00%	9	30.00%	9	30.00%
	Jason PETRIE	0	0.00%	0	0.00%	21	70.00%	21	70.00%
	Cast Votes:	0	0.00%	0	0.00%	30	100.00%	30	100.00%
	Over Votes:	0	0.00%	0	0.00%	0	0.00%	0	0.00%
	Under Votes:	0	0.00%	0	0.00%	0	0.00%	0	0.00%
PRESIDENT of the UNITED STATES, Vote For 1									
	Martin J. O'MALLEY	0	0.00%	0	0.00%	1	0.89%	1	0.89%
	Bernard "Bernie" SANDERS	0	0.00%	0	0.00%	45	40.18%	45	40.18%
	Hillary CLINTON	0	0.00%	0	0.00%	55	49.11%	55	49.11%
	Roque Rocky DE LA FUENTE	0	0.00%	0	0.00%	0	0.00%	0	0.00%
	"UNCOMMITTED"	0	0.00%	0	0.00%	11	9.82%	11	9.82%
	Cast Votes:	0	0.00%	0	0.00%	112	100.00%	112	100.00%
	Over Votes:	0	0.00%	0	0.00%	0	0.00%	0	0.00%
	Under Votes:	0	0.00%	0	0.00%	0	0.00%	0	0.00%
UNITED STATES SENATOR, Vote For 1									
	Jim GRAY	0	0.00%	0	0.00%	44	45.83%	44	45.83%
	Rory HOULIHAN	0	0.00%	0	0.00%	4	4.17%	4	4.17%
	Jeff KENDER	0	0.00%	0	0.00%	8	8.33%	8	8.33%
	Ron LEACH	0	0.00%	0	0.00%	23	23.96%	23	23.96%
	Tom RECKTENWALD	0	0.00%	0	0.00%	1	1.04%	1	1.04%
	Grant T. SHORT	0	0.00%	0	0.00%	7	7.29%	7	7.29%
	Sellus WILDER	0	0.00%	0	0.00%	9	9.38%	9	9.38%
	Cast Votes:	0	0.00%	0	0.00%	96	85.71%	96	85.71%
	Over Votes:	0	0.00%	0	0.00%	0	0.00%	0	0.00%
	Under Votes:	0	0.00%	0	0.00%	16	14.29%	16	14.29%

Precinct Report — Unofficial

PRESIDENTIAL PREFERENCE AND REGULAR PRIMARY — OFFICIAL BALLOT FOR LOGAN COUNTY — May 17, 2016

05/17/2016 07:44 PM

Total Number of Voters : 3,406 of 0 = 0.00%

Precincts Reporting 21 of 21 = 100.00%

Party	Candidate	Absentee		Early		Election		Total	
Precinct A101 (Ballots Cast: 142)									
UNITED STATES REPRESENTATIVE in CONGRESS 1st Congressional District, Vote For 1									
	Tom OSBORNE	0	0.00%	0	0.00%	61	67.03%	61	67.03%
	Samuel L. GASKINS	0	0.00%	0	0.00%	30	32.97%	30	32.97%
	Cast Votes:	0	0.00%	0	0.00%	91	81.25%	91	81.25%
	Over Votes:	0	0.00%	0	0.00%	0	0.00%	0	0.00%
	Under Votes:	0	0.00%	0	0.00%	21	18.75%	21	18.75%

Precinct Report — Unofficial

PRESIDENTIAL PREFERENCE AND REGULAR PRIMARY — OFFICIAL BALLOT FOR LOGAN COUNTY — May 17, 2016

05/17/2016 07:44 PM

Total Number of Voters : 3,406 of 0 = 0.00%

Precincts Reporting 21 of 21 = 100.00%

Party	Candidate	Absentee		Early		Election		Total	
Precinct A104 (Ballots Cast: 239)									
UNITED STATES SENATOR, Vote For 1									
	James R. GOULD	0	0.00%	0	0.00%	5	8.77%	5	8.77%
	Rand PAUL	0	0.00%	0	0.00%	46	80.70%	46	80.70%
	Stephen Howard SLAUGHTER	0	0.00%	0	0.00%	6	10.53%	6	10.53%
	Cast Votes:	0	0.00%	0	0.00%	57	100.00%	57	100.00%
	Over Votes:	0	0.00%	0	0.00%	0	0.00%	0	0.00%
	Under Votes:	0	0.00%	0	0.00%	0	0.00%	0	0.00%
UNITED STATES REPRESENTATIVE in CONGRESS 1st Congressional District, Vote For 1									
	Mike PAPE	0	0.00%	0	0.00%	18	32.73%	18	32.73%
	Miles A. CAUGHEY JR.	0	0.00%	0	0.00%	0	0.00%	0	0.00%
	Jason BATTS	0	0.00%	0	0.00%	3	5.45%	3	5.45%
	James R. COMER	0	0.00%	0	0.00%	34	61.82%	34	61.82%
	Cast Votes:	0	0.00%	0	0.00%	55	96.49%	55	96.49%
	Over Votes:	0	0.00%	0	0.00%	0	0.00%	0	0.00%
	Under Votes:	0	0.00%	0	0.00%	2	3.51%	2	3.51%
STATE REPRESENTATIVE 16th Representative District, Vote For 1									
	Ami L. BROOKS	0	0.00%	0	0.00%	27	48.21%	27	48.21%
	Jason PETRIE	0	0.00%	0	0.00%	29	51.79%	29	51.79%
	Cast Votes:	0	0.00%	0	0.00%	56	98.25%	56	98.25%
	Over Votes:	0	0.00%	0	0.00%	0	0.00%	0	0.00%
	Under Votes:	0	0.00%	0	0.00%	1	1.75%	1	1.75%
PRESIDENT of the UNITED STATES, Vote For 1									
	Martin J. O'MALLEY	0	0.00%	0	0.00%	7	3.91%	7	3.91%
	Bernard "Bernie" SANDERS	0	0.00%	0	0.00%	99	55.31%	99	55.31%
	Hillary CLINTON	0	0.00%	0	0.00%	63	35.20%	63	35.20%
	Roque Rocky DE LA FUENTE	0	0.00%	0	0.00%	0	0.00%	0	0.00%
	"UNCOMMITTED"	0	0.00%	0	0.00%	10	5.59%	10	5.59%
	Cast Votes:	0	0.00%	0	0.00%	179	98.35%	179	98.35%
	Over Votes:	0	0.00%	0	0.00%	0	0.00%	0	0.00%
	Under Votes:	0	0.00%	0	0.00%	3	1.65%	3	1.65%
UNITED STATES SENATOR, Vote For 1									
	Jim GRAY	0	0.00%	0	0.00%	77	50.00%	77	50.00%
	Rory HOULIHAN	0	0.00%	0	0.00%	12	7.79%	12	7.79%
	Jeff KENDER	0	0.00%	0	0.00%	13	8.44%	13	8.44%
	Ron LEACH	0	0.00%	0	0.00%	27	17.53%	27	17.53%
	Tom RECKTENWALD	0	0.00%	0	0.00%	7	4.55%	7	4.55%
	Grant T. SHORT	0	0.00%	0	0.00%	7	4.55%	7	4.55%
	Sellus WILDER	0	0.00%	0	0.00%	11	7.14%	11	7.14%
	Cast Votes:	0	0.00%	0	0.00%	154	84.62%	154	84.62%
	Over Votes:	0	0.00%	0	0.00%	0	0.00%	0	0.00%
	Under Votes:	0	0.00%	0	0.00%	28	15.38%	28	15.38%

Precinct Report — Unofficial

PRESIDENTIAL PREFERENCE AND REGULAR PRIMARY — OFFICIAL BALLOT FOR LOGAN COUNTY — May 17, 2016

05/17/2016 07:44 PM

Total Number of Voters : 3,406 of 0 = 0.00%

Precincts Reporting 21 of 21 = 100.00%

Party	Candidate	Absentee		Early		Election		Total	
Precinct A104 (Ballots Cast: 239)									
UNITED STATES REPRESENTATIVE in CONGRESS 1st Congressional District, Vote For 1									
	Tom OSBORNE	0	0.00%	0	0.00%	88	58.67%	88	58.67%
	Samuel L. GASKINS	0	0.00%	0	0.00%	62	41.33%	62	41.33%
	Cast Votes:	0	0.00%	0	0.00%	150	82.42%	150	82.42%
	Over Votes:	0	0.00%	0	0.00%	0	0.00%	0	0.00%
	Under Votes:	0	0.00%	0	0.00%	32	17.58%	32	17.58%

Precinct Report — Unofficial

PRESIDENTIAL PREFERENCE AND REGULAR PRIMARY — OFFICIAL BALLOT FOR LOGAN COUNTY — May 17, 2016

05/17/2016 07:44 PM

Total Number of Voters : 3,406 of 0 = 0.00%

Precincts Reporting 21 of 21 = 100.00%

Party	Candidate	Absentee		Early		Election		Total	
Precinct A105 (Ballots Cast: 143)									
UNITED STATES SENATOR, Vote For 1									
	James R. GOULD	0	0.00%	0	0.00%	4	12.90%	4	12.90%
	Rand PAUL	0	0.00%	0	0.00%	26	83.87%	26	83.87%
	Stephen Howard SLAUGHTER	0	0.00%	0	0.00%	1	3.23%	1	3.23%
	Cast Votes:	0	0.00%	0	0.00%	31	100.00%	31	100.00%
	Over Votes:	0	0.00%	0	0.00%	0	0.00%	0	0.00%
	Under Votes:	0	0.00%	0	0.00%	0	0.00%	0	0.00%
UNITED STATES REPRESENTATIVE in CONGRESS 1st Congressional District, Vote For 1									
	Mike PAPE	0	0.00%	0	0.00%	9	29.03%	9	29.03%
	Miles A. CAUGHEY JR.	0	0.00%	0	0.00%	1	3.23%	1	3.23%
	Jason BATTS	0	0.00%	0	0.00%	6	19.35%	6	19.35%
	James R. COMER	0	0.00%	0	0.00%	15	48.39%	15	48.39%
	Cast Votes:	0	0.00%	0	0.00%	31	100.00%	31	100.00%
	Over Votes:	0	0.00%	0	0.00%	0	0.00%	0	0.00%
	Under Votes:	0	0.00%	0	0.00%	0	0.00%	0	0.00%
STATE REPRESENTATIVE 16th Representative District, Vote For 1									
	Ami L. BROOKS	0	0.00%	0	0.00%	19	63.33%	19	63.33%
	Jason PETRIE	0	0.00%	0	0.00%	11	36.67%	11	36.67%
	Cast Votes:	0	0.00%	0	0.00%	30	96.77%	30	96.77%
	Over Votes:	0	0.00%	0	0.00%	0	0.00%	0	0.00%
	Under Votes:	0	0.00%	0	0.00%	1	3.23%	1	3.23%
PRESIDENT of the UNITED STATES, Vote For 1									
	Martin J. O'MALLEY	0	0.00%	0	0.00%	3	2.68%	3	2.68%
	Bernard "Bernie" SANDERS	0	0.00%	0	0.00%	48	42.86%	48	42.86%
	Hillary CLINTON	0	0.00%	0	0.00%	50	44.64%	50	44.64%
	Roque Rocky DE LA FUENTE	0	0.00%	0	0.00%	0	0.00%	0	0.00%
	"UNCOMMITTED"	0	0.00%	0	0.00%	11	9.82%	11	9.82%
	Cast Votes:	0	0.00%	0	0.00%	112	100.00%	112	100.00%
	Over Votes:	0	0.00%	0	0.00%	0	0.00%	0	0.00%
	Under Votes:	0	0.00%	0	0.00%	0	0.00%	0	0.00%
UNITED STATES SENATOR, Vote For 1									
	Jim GRAY	0	0.00%	0	0.00%	51	54.26%	51	54.26%
	Rory HOULIHAN	0	0.00%	0	0.00%	4	4.26%	4	4.26%
	Jeff KENDER	0	0.00%	0	0.00%	5	5.32%	5	5.32%
	Ron LEACH	0	0.00%	0	0.00%	18	19.15%	18	19.15%
	Tom RECKTENWALD	0	0.00%	0	0.00%	1	1.06%	1	1.06%
	Grant T. SHORT	0	0.00%	0	0.00%	1	1.06%	1	1.06%
	Sellus WILDER	0	0.00%	0	0.00%	14	14.89%	14	14.89%
	Cast Votes:	0	0.00%	0	0.00%	94	83.93%	94	83.93%
	Over Votes:	0	0.00%	0	0.00%	0	0.00%	0	0.00%
	Under Votes:	0	0.00%	0	0.00%	18	16.07%	18	16.07%

Precinct Report — Unofficial

PRESIDENTIAL PREFERENCE AND REGULAR PRIMARY — OFFICIAL BALLOT FOR LOGAN COUNTY — May 17, 2016

05/17/2016 07:44 PM

Total Number of Voters : 3,406 of 0 = 0.00%

Precincts Reporting 21 of 21 = 100.00%

Party	Candidate	Absentee		Early		Election		Total	
Precinct A105 (Ballots Cast: 143)									
UNITED STATES REPRESENTATIVE in CONGRESS 1st Congressional District, Vote For 1									
	Tom OSBORNE	0	0.00%	0	0.00%	67	73.63%	67	73.63%
	Samuel L. GASKINS	0	0.00%	0	0.00%	24	26.37%	24	26.37%
	Cast Votes:	0	0.00%	0	0.00%	91	81.25%	91	81.25%
	Over Votes:	0	0.00%	0	0.00%	0	0.00%	0	0.00%
	Under Votes:	0	0.00%	0	0.00%	21	18.75%	21	18.75%

Party	Candidate	Absentee		Early		Election		Total	
Precinct B101 (Ballots Cast: 115)									
UNITED STATES SENATOR, Vote For 1									
	James R. GOULD	0	0.00%	0	0.00%	0	0.00%	0	0.00%
	Rand PAUL	0	0.00%	0	0.00%	23	100.00%	23	100.00%
	Stephen Howard SLAUGHTER	0	0.00%	0	0.00%	0	0.00%	0	0.00%
	Cast Votes:	0	0.00%	0	0.00%	23	100.00%	23	100.00%
	Over Votes:	0	0.00%	0	0.00%	0	0.00%	0	0.00%
	Under Votes:	0	0.00%	0	0.00%	0	0.00%	0	0.00%
UNITED STATES REPRESENTATIVE in CONGRESS 1st Congressional District, Vote For 1									
	Mike PAPE	0	0.00%	0	0.00%	9	40.91%	9	40.91%
	Miles A. CAUGHEY JR.	0	0.00%	0	0.00%	0	0.00%	0	0.00%
	Jason BATTS	0	0.00%	0	0.00%	2	9.09%	2	9.09%
	James R. COMER	0	0.00%	0	0.00%	11	50.00%	11	50.00%
	Cast Votes:	0	0.00%	0	0.00%	22	95.65%	22	95.65%
	Over Votes:	0	0.00%	0	0.00%	0	0.00%	0	0.00%
	Under Votes:	0	0.00%	0	0.00%	1	4.35%	1	4.35%
STATE REPRESENTATIVE 16th Representative District, Vote For 1									
	Ami L. BROOKS	0	0.00%	0	0.00%	10	45.45%	10	45.45%
	Jason PETRIE	0	0.00%	0	0.00%	12	54.55%	12	54.55%
	Cast Votes:	0	0.00%	0	0.00%	22	95.65%	22	95.65%
	Over Votes:	0	0.00%	0	0.00%	0	0.00%	0	0.00%
	Under Votes:	0	0.00%	0	0.00%	1	4.35%	1	4.35%
PRESIDENT of the UNITED STATES, Vote For 1									
	Martin J. O'MALLEY	0	0.00%	0	0.00%	0	0.00%	0	0.00%
	Bernard "Bernie" SANDERS	0	0.00%	0	0.00%	38	41.30%	38	41.30%
	Hillary CLINTON	0	0.00%	0	0.00%	43	46.74%	43	46.74%
	Roque Rocky DE LA FUENTE	0	0.00%	0	0.00%	1	1.09%	1	1.09%
	"UNCOMMITTED"	0	0.00%	0	0.00%	10	10.87%	10	10.87%
	Cast Votes:	0	0.00%	0	0.00%	92	100.00%	92	100.00%
	Over Votes:	0	0.00%	0	0.00%	0	0.00%	0	0.00%
	Under Votes:	0	0.00%	0	0.00%	0	0.00%	0	0.00%
UNITED STATES SENATOR, Vote For 1									
	Jim GRAY	0	0.00%	0	0.00%	41	51.25%	41	51.25%
	Rory HOULIHAN	0	0.00%	0	0.00%	7	8.75%	7	8.75%
	Jeff KENDER	0	0.00%	0	0.00%	4	5.00%	4	5.00%
	Ron LEACH	0	0.00%	0	0.00%	12	15.00%	12	15.00%
	Tom RECKTENWALD	0	0.00%	0	0.00%	5	6.25%	5	6.25%
	Grant T. SHORT	0	0.00%	0	0.00%	5	6.25%	5	6.25%
	Sellus WILDER	0	0.00%	0	0.00%	6	7.50%	6	7.50%
	Cast Votes:	0	0.00%	0	0.00%	80	86.96%	80	86.96%
	Over Votes:	0	0.00%	0	0.00%	0	0.00%	0	0.00%
	Under Votes:	0	0.00%	0	0.00%	12	13.04%	12	13.04%

Precinct Report — Unofficial

PRESIDENTIAL PREFERENCE AND REGULAR PRIMARY — OFFICIAL BALLOT FOR LOGAN COUNTY — May 17, 2016

05/17/2016 07:44 PM

Total Number of Voters : 3,406 of 0 = 0.00%

Precincts Reporting 21 of 21 = 100.00%

Precinct B101 (Ballots Cast: 115)

Party	Candidate	Absentee		Early		Election		Total	
UNITED STATES REPRESENTATIVE in CONGRESS 1st Congressional District, Vote For 1									
	Tom OSBORNE	0	0.00%	0	0.00%	52	65.82%	52	65.82%
	Samuel L. GASKINS	0	0.00%	0	0.00%	27	34.18%	27	34.18%
	Cast Votes:	0	0.00%	0	0.00%	79	85.87%	79	85.87%
	Over Votes:	0	0.00%	0	0.00%	0	0.00%	0	0.00%
	Under Votes:	0	0.00%	0	0.00%	13	14.13%	13	14.13%

Precinct Report — Unofficial

PRESIDENTIAL PREFERENCE AND REGULAR PRIMARY — OFFICIAL BALLOT FOR LOGAN COUNTY — May 17, 2016

05/17/2016 07:44 PM

Total Number of Voters : 3,406 of 0 = 0.00%

Precincts Reporting 21 of 21 = 100.00%

Party	Candidate	Absentee		Early		Election		Total	
Precinct B102 (Ballots Cast: 140)									
UNITED STATES SENATOR, Vote For 1									
	James R. GOULD	0	0.00%	0	0.00%	6	15.00%	6	15.00%
	Rand PAUL	0	0.00%	0	0.00%	33	82.50%	33	82.50%
	Stephen Howard SLAUGHTER	0	0.00%	0	0.00%	1	2.50%	1	2.50%
	Cast Votes:	0	0.00%	0	0.00%	40	97.56%	40	97.56%
	Over Votes:	0	0.00%	0	0.00%	0	0.00%	0	0.00%
	Under Votes:	0	0.00%	0	0.00%	1	2.44%	1	2.44%
UNITED STATES REPRESENTATIVE in CONGRESS 1st Congressional District, Vote For 1									
	Mike PAPE	0	0.00%	0	0.00%	21	51.22%	21	51.22%
	Miles A. CAUGHEY JR.	0	0.00%	0	0.00%	0	0.00%	0	0.00%
	Jason BATTS	0	0.00%	0	0.00%	5	12.20%	5	12.20%
	James R. COMER	0	0.00%	0	0.00%	15	36.59%	15	36.59%
	Cast Votes:	0	0.00%	0	0.00%	41	100.00%	41	100.00%
	Over Votes:	0	0.00%	0	0.00%	0	0.00%	0	0.00%
	Under Votes:	0	0.00%	0	0.00%	0	0.00%	0	0.00%
STATE REPRESENTATIVE 16th Representative District, Vote For 1									
	Ami L. BROOKS	0	0.00%	0	0.00%	16	39.02%	16	39.02%
	Jason PETRIE	0	0.00%	0	0.00%	25	60.98%	25	60.98%
	Cast Votes:	0	0.00%	0	0.00%	41	100.00%	41	100.00%
	Over Votes:	0	0.00%	0	0.00%	0	0.00%	0	0.00%
	Under Votes:	0	0.00%	0	0.00%	0	0.00%	0	0.00%
PRESIDENT of the UNITED STATES, Vote For 1									
	Martin J. O'MALLEY	0	0.00%	0	0.00%	1	1.03%	1	1.03%
	Bernard "Bernie" SANDERS	0	0.00%	0	0.00%	46	47.42%	46	47.42%
	Hillary CLINTON	0	0.00%	0	0.00%	45	46.39%	45	46.39%
	Roque Rocky DE LA FUENTE	0	0.00%	0	0.00%	0	0.00%	0	0.00%
	"UNCOMMITTED"	0	0.00%	0	0.00%	5	5.15%	5	5.15%
	Cast Votes:	0	0.00%	0	0.00%	97	97.98%	97	97.98%
	Over Votes:	0	0.00%	0	0.00%	0	0.00%	0	0.00%
	Under Votes:	0	0.00%	0	0.00%	2	2.02%	2	2.02%
UNITED STATES SENATOR, Vote For 1									
	Jim GRAY	0	0.00%	0	0.00%	36	45.00%	36	45.00%
	Rory HOULIHAN	0	0.00%	0	0.00%	8	10.00%	8	10.00%
	Jeff KENDER	0	0.00%	0	0.00%	4	5.00%	4	5.00%
	Ron LEACH	0	0.00%	0	0.00%	16	20.00%	16	20.00%
	Tom RECKTENWALD	0	0.00%	0	0.00%	2	2.50%	2	2.50%
	Grant T. SHORT	0	0.00%	0	0.00%	4	5.00%	4	5.00%
	Sellus WILDER	0	0.00%	0	0.00%	10	12.50%	10	12.50%
	Cast Votes:	0	0.00%	0	0.00%	80	80.81%	80	80.81%
	Over Votes:	0	0.00%	0	0.00%	0	0.00%	0	0.00%
	Under Votes:	0	0.00%	0	0.00%	19	19.19%	19	19.19%

Precinct Report — Unofficial

PRESIDENTIAL PREFERENCE AND REGULAR PRIMARY — OFFICIAL BALLOT FOR LOGAN COUNTY — May 17, 2016

05/17/2016 07:44 PM

Total Number of Voters : 3,406 of 0 = 0.00%

Precincts Reporting 21 of 21 = 100.00%

Precinct B102 (Ballots Cast: 140)

UNITED STATES REPRESENTATIVE in CONGRESS 1st Congressional District, Vote For 1

Party	Candidate	Absentee		Early		Election		Total	
	Tom OSBORNE	0	0.00%	0	0.00%	54	66.67%	54	66.67%
	Samuel L. GASKINS	0	0.00%	0	0.00%	27	33.33%	27	33.33%
	Cast Votes:	0	0.00%	0	0.00%	81	81.82%	81	81.82%
	Over Votes:	0	0.00%	0	0.00%	0	0.00%	0	0.00%
	Under Votes:	0	0.00%	0	0.00%	18	18.18%	18	18.18%

Total Number of Voters : 3,406 of 0 = 0.00%

Precincts Reporting 21 of 21 = 100.00%

Party	Candidate	Absentee		Early		Election		Total	
Precinct B103 (Ballots Cast: 170)									
UNITED STATES SENATOR, Vote For 1									
	James R. GOULD	0	0.00%	0	0.00%	4	10.81%	4	10.81%
	Rand PAUL	0	0.00%	0	0.00%	33	89.19%	33	89.19%
	Stephen Howard SLAUGHTER	0	0.00%	0	0.00%	0	0.00%	0	0.00%
	Cast Votes:	0	0.00%	0	0.00%	37	100.00%	37	100.00%
	Over Votes:	0	0.00%	0	0.00%	0	0.00%	0	0.00%
	Under Votes:	0	0.00%	0	0.00%	0	0.00%	0	0.00%
UNITED STATES REPRESENTATIVE in CONGRESS 1st Congressional District, Vote For 1									
	Mike PAPE	0	0.00%	0	0.00%	8	22.86%	8	22.86%
	Miles A. CAUGHEY JR.	0	0.00%	0	0.00%	2	5.71%	2	5.71%
	Jason BATTS	0	0.00%	0	0.00%	5	14.29%	5	14.29%
	James R. COMER	0	0.00%	0	0.00%	20	57.14%	20	57.14%
	Cast Votes:	0	0.00%	0	0.00%	35	94.59%	35	94.59%
	Over Votes:	0	0.00%	0	0.00%	0	0.00%	0	0.00%
	Under Votes:	0	0.00%	0	0.00%	2	5.41%	2	5.41%
STATE REPRESENTATIVE 16th Representative District, Vote For 1									
	Ami L. BROOKS	0	0.00%	0	0.00%	22	61.11%	22	61.11%
	Jason PETRIE	0	0.00%	0	0.00%	14	38.89%	14	38.89%
	Cast Votes:	0	0.00%	0	0.00%	36	97.30%	36	97.30%
	Over Votes:	0	0.00%	0	0.00%	0	0.00%	0	0.00%
	Under Votes:	0	0.00%	0	0.00%	1	2.70%	1	2.70%
PRESIDENT of the UNITED STATES, Vote For 1									
	Martin J. O'MALLEY	0	0.00%	0	0.00%	3	2.27%	3	2.27%
	Bernard "Bernie" SANDERS	0	0.00%	0	0.00%	54	40.91%	54	40.91%
	Hillary CLINTON	0	0.00%	0	0.00%	59	44.70%	59	44.70%
	Roque Rocky DE LA FUENTE	0	0.00%	0	0.00%	2	1.52%	2	1.52%
	"UNCOMMITTED"	0	0.00%	0	0.00%	14	10.61%	14	10.61%
	Cast Votes:	0	0.00%	0	0.00%	132	99.25%	132	99.25%
	Over Votes:	0	0.00%	0	0.00%	0	0.00%	0	0.00%
	Under Votes:	0	0.00%	0	0.00%	1	0.75%	1	0.75%
UNITED STATES SENATOR, Vote For 1									
	Jim GRAY	0	0.00%	0	0.00%	57	53.27%	57	53.27%
	Rory HOULIHAN	0	0.00%	0	0.00%	4	3.74%	4	3.74%
	Jeff KENDER	0	0.00%	0	0.00%	8	7.48%	8	7.48%
	Ron LEACH	0	0.00%	0	0.00%	22	20.56%	22	20.56%
	Tom RECKTENWALD	0	0.00%	0	0.00%	3	2.80%	3	2.80%
	Grant T. SHORT	0	0.00%	0	0.00%	5	4.67%	5	4.67%
	Sellus WILDER	0	0.00%	0	0.00%	8	7.48%	8	7.48%
	Cast Votes:	0	0.00%	0	0.00%	107	80.45%	107	80.45%
	Over Votes:	0	0.00%	0	0.00%	0	0.00%	0	0.00%
	Under Votes:	0	0.00%	0	0.00%	26	19.55%	26	19.55%

Precinct Report — Unofficial

PRESIDENTIAL PREFERENCE AND REGULAR PRIMARY — OFFICIAL BALLOT FOR LOGAN COUNTY — May 17, 2016

05/17/2016 07:44 PM

Total Number of Voters : 3,406 of 0 = 0.00%

Precincts Reporting 21 of 21 = 100.00%

Party	Candidate	Absentee		Early		Election		Total	
Precinct B103 (Ballots Cast: 170)									
UNITED STATES REPRESENTATIVE in CONGRESS 1st Congressional District, Vote For 1									
	Tom OSBORNE	0	0.00%	0	0.00%	53	50.00%	53	50.00%
	Samuel L. GASKINS	0	0.00%	0	0.00%	53	50.00%	53	50.00%
	Cast Votes:	0	0.00%	0	0.00%	106	79.70%	106	79.70%
	Over Votes:	0	0.00%	0	0.00%	0	0.00%	0	0.00%
	Under Votes:	0	0.00%	0	0.00%	27	20.30%	27	20.30%

Party	Candidate	Absentee		Early		Election		Total	
Precinct B104 (Ballots Cast: 159)									
UNITED STATES SENATOR, Vote For 1									
	James R. GOULD	0	0.00%	0	0.00%	3	10.71%	3	10.71%
	Rand PAUL	0	0.00%	0	0.00%	24	85.71%	24	85.71%
	Stephen Howard SLAUGHTER	0	0.00%	0	0.00%	1	3.57%	1	3.57%
	Cast Votes:	0	0.00%	0	0.00%	28	96.55%	28	96.55%
	Over Votes:	0	0.00%	0	0.00%	0	0.00%	0	0.00%
	Under Votes:	0	0.00%	0	0.00%	1	3.45%	1	3.45%
UNITED STATES REPRESENTATIVE in CONGRESS 1st Congressional District, Vote For 1									
	Mike PAPE	0	0.00%	0	0.00%	12	41.38%	12	41.38%
	Miles A. CAUGHEY JR.	0	0.00%	0	0.00%	1	3.45%	1	3.45%
	Jason BATTS	0	0.00%	0	0.00%	4	13.79%	4	13.79%
	James R. COMER	0	0.00%	0	0.00%	12	41.38%	12	41.38%
	Cast Votes:	0	0.00%	0	0.00%	29	100.00%	29	100.00%
	Over Votes:	0	0.00%	0	0.00%	0	0.00%	0	0.00%
	Under Votes:	0	0.00%	0	0.00%	0	0.00%	0	0.00%
STATE REPRESENTATIVE 16th Representative District, Vote For 1									
	Ami L. BROOKS	0	0.00%	0	0.00%	13	46.43%	13	46.43%
	Jason PETRIE	0	0.00%	0	0.00%	15	53.57%	15	53.57%
	Cast Votes:	0	0.00%	0	0.00%	28	96.55%	28	96.55%
	Over Votes:	0	0.00%	0	0.00%	0	0.00%	0	0.00%
	Under Votes:	0	0.00%	0	0.00%	1	3.45%	1	3.45%
PRESIDENT of the UNITED STATES, Vote For 1									
	Martin J. O'MALLEY	0	0.00%	0	0.00%	4	3.13%	4	3.13%
	Bernard "Bernie" SANDERS	0	0.00%	0	0.00%	53	41.41%	53	41.41%
	Hillary CLINTON	0	0.00%	0	0.00%	64	50.00%	64	50.00%
	Roque Rocky DE LA FUENTE	0	0.00%	0	0.00%	0	0.00%	0	0.00%
	"UNCOMMITTED"	0	0.00%	0	0.00%	7	5.47%	7	5.47%
	Cast Votes:	0	0.00%	0	0.00%	128	98.46%	128	98.46%
	Over Votes:	0	0.00%	0	0.00%	0	0.00%	0	0.00%
	Under Votes:	0	0.00%	0	0.00%	2	1.54%	2	1.54%
UNITED STATES SENATOR, Vote For 1									
	Jim GRAY	0	0.00%	0	0.00%	65	61.32%	65	61.32%
	Rory HOULIHAN	0	0.00%	0	0.00%	6	5.66%	6	5.66%
	Jeff KENDER	0	0.00%	0	0.00%	4	3.77%	4	3.77%
	Ron LEACH	0	0.00%	0	0.00%	7	6.60%	7	6.60%
	Tom RECKTENWALD	0	0.00%	0	0.00%	2	1.89%	2	1.89%
	Grant T. SHORT	0	0.00%	0	0.00%	3	2.83%	3	2.83%
	Sellus WILDER	0	0.00%	0	0.00%	19	17.92%	19	17.92%
	Cast Votes:	0	0.00%	0	0.00%	106	81.54%	106	81.54%
	Over Votes:	0	0.00%	0	0.00%	0	0.00%	0	0.00%
	Under Votes:	0	0.00%	0	0.00%	24	18.46%	24	18.46%

Precinct Report — Unofficial

PRESIDENTIAL PREFERENCE AND REGULAR PRIMARY — OFFICIAL BALLOT FOR LOGAN COUNTY — May 17, 2016

05/17/2016 07:44 PM

Total Number of Voters : 3,406 of 0 = 0.00%

Precincts Reporting 21 of 21 = 100.00%

Party	Candidate	Absentee		Early		Election		Total	
Precinct B104 (Ballots Cast: 159)									
UNITED STATES REPRESENTATIVE in CONGRESS 1st Congressional District, Vote For 1									
	Tom OSBORNE	0	0.00%	0	0.00%	56	58.95%	56	58.95%
	Samuel L. GASKINS	0	0.00%	0	0.00%	39	41.05%	39	41.05%
	Cast Votes:	0	0.00%	0	0.00%	95	73.08%	95	73.08%
	Over Votes:	0	0.00%	0	0.00%	0	0.00%	0	0.00%
	Under Votes:	0	0.00%	0	0.00%	35	26.92%	35	26.92%

Precinct Report — Unofficial

PRESIDENTIAL PREFERENCE AND REGULAR PRIMARY — OFFICIAL BALLOT FOR LOGAN COUNTY — May 17, 2016

05/17/2016 07:44 PM

Total Number of Voters : 3,406 of 0 = 0.00%

Precincts Reporting 21 of 21 = 100.00%

Party	Candidate	Absentee		Early		Election		Total	
Precinct C101 (Ballots Cast: 150)									
UNITED STATES SENATOR, Vote For 1									
	James R. GOULD	0	0.00%	0	0.00%	2	5.00%	2	5.00%
	Rand PAUL	0	0.00%	0	0.00%	36	90.00%	36	90.00%
	Stephen Howard SLAUGHTER	0	0.00%	0	0.00%	2	5.00%	2	5.00%
	Cast Votes:	0	0.00%	0	0.00%	40	100.00%	40	100.00%
	Over Votes:	0	0.00%	0	0.00%	0	0.00%	0	0.00%
	Under Votes:	0	0.00%	0	0.00%	0	0.00%	0	0.00%
UNITED STATES REPRESENTATIVE in CONGRESS 1st Congressional District, Vote For 1									
	Mike PAPE	0	0.00%	0	0.00%	17	42.50%	17	42.50%
	Miles A. CAUGHEY JR.	0	0.00%	0	0.00%	0	0.00%	0	0.00%
	Jason BATTS	0	0.00%	0	0.00%	5	12.50%	5	12.50%
	James R. COMER	0	0.00%	0	0.00%	18	45.00%	18	45.00%
	Cast Votes:	0	0.00%	0	0.00%	40	100.00%	40	100.00%
	Over Votes:	0	0.00%	0	0.00%	0	0.00%	0	0.00%
	Under Votes:	0	0.00%	0	0.00%	0	0.00%	0	0.00%
STATE REPRESENTATIVE 16th Representative District, Vote For 1									
	Ami L. BROOKS	0	0.00%	0	0.00%	17	44.74%	17	44.74%
	Jason PETRIE	0	0.00%	0	0.00%	21	55.26%	21	55.26%
	Cast Votes:	0	0.00%	0	0.00%	38	95.00%	38	95.00%
	Over Votes:	0	0.00%	0	0.00%	0	0.00%	0	0.00%
	Under Votes:	0	0.00%	0	0.00%	2	5.00%	2	5.00%
PRESIDENT of the UNITED STATES, Vote For 1									
	Martin J. O'MALLEY	0	0.00%	0	0.00%	3	2.73%	3	2.73%
	Bernard "Bernie" SANDERS	0	0.00%	0	0.00%	46	41.82%	46	41.82%
	Hillary CLINTON	0	0.00%	0	0.00%	50	45.45%	50	45.45%
	Roque Rocky DE LA FUENTE	0	0.00%	0	0.00%	0	0.00%	0	0.00%
	"UNCOMMITTED"	0	0.00%	0	0.00%	11	10.00%	11	10.00%
	Cast Votes:	0	0.00%	0	0.00%	110	100.00%	110	100.00%
	Over Votes:	0	0.00%	0	0.00%	0	0.00%	0	0.00%
	Under Votes:	0	0.00%	0	0.00%	0	0.00%	0	0.00%
UNITED STATES SENATOR, Vote For 1									
	Jim GRAY	0	0.00%	0	0.00%	41	43.16%	41	43.16%
	Rory HOULIHAN	0	0.00%	0	0.00%	9	9.47%	9	9.47%
	Jeff KENDER	0	0.00%	0	0.00%	6	6.32%	6	6.32%
	Ron LEACH	0	0.00%	0	0.00%	15	15.79%	15	15.79%
	Tom RECKTENWALD	0	0.00%	0	0.00%	4	4.21%	4	4.21%
	Grant T. SHORT	0	0.00%	0	0.00%	2	2.11%	2	2.11%
	Sellus WILDER	0	0.00%	0	0.00%	18	18.95%	18	18.95%
	Cast Votes:	0	0.00%	0	0.00%	95	86.36%	95	86.36%
	Over Votes:	0	0.00%	0	0.00%	0	0.00%	0	0.00%
	Under Votes:	0	0.00%	0	0.00%	15	13.64%	15	13.64%

Precinct Report — Unofficial

PRESIDENTIAL PREFERENCE AND REGULAR PRIMARY — OFFICIAL BALLOT FOR LOGAN COUNTY — May 17, 2016

05/17/2016 07:44 PM

Total Number of Voters : 3,406 of 0 = 0.00%

Precincts Reporting 21 of 21 = 100.00%

Party	Candidate	Absentee		Early		Election		Total	
Precinct C101 (Ballots Cast: 150)									
UNITED STATES REPRESENTATIVE in CONGRESS 1st Congressional District, Vote For 1									
	Tom OSBORNE	0	0.00%	0	0.00%	56	61.54%	56	61.54%
	Samuel L. GASKINS	0	0.00%	0	0.00%	35	38.46%	35	38.46%
	Cast Votes:	0	0.00%	0	0.00%	91	82.73%	91	82.73%
	Over Votes:	0	0.00%	0	0.00%	0	0.00%	0	0.00%
	Under Votes:	0	0.00%	0	0.00%	19	17.27%	19	17.27%

Total Number of Voters : 3,406 of 0 = 0.00%

Precincts Reporting 21 of 21 = 100.00%

Party	Candidate	Absentee		Early		Election		Total	
Precinct C102 (Ballots Cast: 131)									
UNITED STATES SENATOR, Vote For 1									
	James R. GOULD	0	0.00%	0	0.00%	2	5.26%	2	5.26%
	Rand PAUL	0	0.00%	0	0.00%	36	94.74%	36	94.74%
	Stephen Howard SLAUGHTER	0	0.00%	0	0.00%	0	0.00%	0	0.00%
	Cast Votes:	0	0.00%	0	0.00%	38	97.44%	38	97.44%
	Over Votes:	0	0.00%	0	0.00%	0	0.00%	0	0.00%
	Under Votes:	0	0.00%	0	0.00%	1	2.56%	1	2.56%
UNITED STATES REPRESENTATIVE in CONGRESS 1st Congressional District, Vote For 1									
	Mike PAPE	0	0.00%	0	0.00%	10	27.78%	10	27.78%
	Miles A. CAUGHEY JR.	0	0.00%	0	0.00%	0	0.00%	0	0.00%
	Jason BATTS	0	0.00%	0	0.00%	8	22.22%	8	22.22%
	James R. COMER	0	0.00%	0	0.00%	18	50.00%	18	50.00%
	Cast Votes:	0	0.00%	0	0.00%	36	92.31%	36	92.31%
	Over Votes:	0	0.00%	0	0.00%	0	0.00%	0	0.00%
	Under Votes:	0	0.00%	0	0.00%	3	7.69%	3	7.69%
STATE REPRESENTATIVE 16th Representative District, Vote For 1									
	Ami L. BROOKS	0	0.00%	0	0.00%	12	31.58%	12	31.58%
	Jason PETRIE	0	0.00%	0	0.00%	26	68.42%	26	68.42%
	Cast Votes:	0	0.00%	0	0.00%	38	97.44%	38	97.44%
	Over Votes:	0	0.00%	0	0.00%	0	0.00%	0	0.00%
	Under Votes:	0	0.00%	0	0.00%	1	2.56%	1	2.56%
PRESIDENT of the UNITED STATES, Vote For 1									
	Martin J. O'MALLEY	0	0.00%	0	0.00%	3	3.30%	3	3.30%
	Bernard "Bernie" SANDERS	0	0.00%	0	0.00%	40	43.96%	40	43.96%
	Hillary CLINTON	0	0.00%	0	0.00%	42	46.15%	42	46.15%
	Roque Rocky DE LA FUENTE	0	0.00%	0	0.00%	0	0.00%	0	0.00%
	"UNCOMMITTED"	0	0.00%	0	0.00%	6	6.59%	6	6.59%
	Cast Votes:	0	0.00%	0	0.00%	91	98.91%	91	98.91%
	Over Votes:	0	0.00%	0	0.00%	0	0.00%	0	0.00%
	Under Votes:	0	0.00%	0	0.00%	1	1.09%	1	1.09%
UNITED STATES SENATOR, Vote For 1									
	Jim GRAY	0	0.00%	0	0.00%	36	50.70%	36	50.70%
	Rory HOULIHAN	0	0.00%	0	0.00%	5	7.04%	5	7.04%
	Jeff KENDER	0	0.00%	0	0.00%	3	4.23%	3	4.23%
	Ron LEACH	0	0.00%	0	0.00%	12	16.90%	12	16.90%
	Tom RECKTENWALD	0	0.00%	0	0.00%	3	4.23%	3	4.23%
	Grant T. SHORT	0	0.00%	0	0.00%	3	4.23%	3	4.23%
	Sellus WILDER	0	0.00%	0	0.00%	9	12.68%	9	12.68%
	Cast Votes:	0	0.00%	0	0.00%	71	77.17%	71	77.17%
	Over Votes:	0	0.00%	0	0.00%	0	0.00%	0	0.00%
	Under Votes:	0	0.00%	0	0.00%	21	22.83%	21	22.83%

Precinct Report — Unofficial

PRESIDENTIAL PREFERENCE AND REGULAR PRIMARY — OFFICIAL BALLOT FOR LOGAN COUNTY — May 17, 2016

05/17/2016 07:44 PM

Total Number of Voters : 3,406 of 0 = 0.00%

Precincts Reporting 21 of 21 = 100.00%

Party	Candidate	Absentee		Early		Election		Total	
Precinct C102 (Ballots Cast: 131)									
UNITED STATES REPRESENTATIVE in CONGRESS 1st Congressional District, Vote For 1									
	Tom OSBORNE	0	0.00%	0	0.00%	46	63.89%	46	63.89%
	Samuel L. GASKINS	0	0.00%	0	0.00%	26	36.11%	26	36.11%
	Cast Votes:	0	0.00%	0	0.00%	72	78.26%	72	78.26%
	Over Votes:	0	0.00%	0	0.00%	0	0.00%	0	0.00%
	Under Votes:	0	0.00%	0	0.00%	20	21.74%	20	21.74%

Precinct Report — Unofficial

PRESIDENTIAL PREFERENCE AND REGULAR PRIMARY — OFFICIAL BALLOT FOR LOGAN COUNTY — May 17, 2016

05/17/2016 07:44 PM

Total Number of Voters : 3,406 of 0 = 0.00%

Precincts Reporting 21 of 21 = 100.00%

Party	Candidate	Absentee		Early		Election		Total	
Precinct C103 (Ballots Cast: 137)									
UNITED STATES SENATOR, Vote For 1									
	James R. GOULD	0	0.00%	0	0.00%	2	5.13%	2	5.13%
	Rand PAUL	0	0.00%	0	0.00%	36	92.31%	36	92.31%
	Stephen Howard SLAUGHTER	0	0.00%	0	0.00%	1	2.56%	1	2.56%
	Cast Votes:	0	0.00%	0	0.00%	39	97.50%	39	97.50%
	Over Votes:	0	0.00%	0	0.00%	0	0.00%	0	0.00%
	Under Votes:	0	0.00%	0	0.00%	1	2.50%	1	2.50%
UNITED STATES REPRESENTATIVE in CONGRESS 1st Congressional District, Vote For 1									
	Mike PAPE	0	0.00%	0	0.00%	21	53.85%	21	53.85%
	Miles A. CAUGHEY JR.	0	0.00%	0	0.00%	0	0.00%	0	0.00%
	Jason BATTS	0	0.00%	0	0.00%	5	12.82%	5	12.82%
	James R. COMER	0	0.00%	0	0.00%	13	33.33%	13	33.33%
	Cast Votes:	0	0.00%	0	0.00%	39	97.50%	39	97.50%
	Over Votes:	0	0.00%	0	0.00%	0	0.00%	0	0.00%
	Under Votes:	0	0.00%	0	0.00%	1	2.50%	1	2.50%
STATE REPRESENTATIVE 16th Representative District, Vote For 1									
	Ami L. BROOKS	0	0.00%	0	0.00%	23	57.50%	23	57.50%
	Jason PETRIE	0	0.00%	0	0.00%	17	42.50%	17	42.50%
	Cast Votes:	0	0.00%	0	0.00%	40	100.00%	40	100.00%
	Over Votes:	0	0.00%	0	0.00%	0	0.00%	0	0.00%
	Under Votes:	0	0.00%	0	0.00%	0	0.00%	0	0.00%
PRESIDENT of the UNITED STATES, Vote For 1									
	Martin J. O'MALLEY	0	0.00%	0	0.00%	0	0.00%	0	0.00%
	Bernard "Bernie" SANDERS	0	0.00%	0	0.00%	51	54.26%	51	54.26%
	Hillary CLINTON	0	0.00%	0	0.00%	38	40.43%	38	40.43%
	Roque Rocky DE LA FUENTE	0	0.00%	0	0.00%	1	1.06%	1	1.06%
	"UNCOMMITTED"	0	0.00%	0	0.00%	4	4.26%	4	4.26%
	Cast Votes:	0	0.00%	0	0.00%	94	96.91%	94	96.91%
	Over Votes:	0	0.00%	0	0.00%	0	0.00%	0	0.00%
	Under Votes:	0	0.00%	0	0.00%	3	3.09%	3	3.09%
UNITED STATES SENATOR, Vote For 1									
	Jim GRAY	0	0.00%	0	0.00%	42	50.00%	42	50.00%
	Rory HOULIHAN	0	0.00%	0	0.00%	3	3.57%	3	3.57%
	Jeff KENDER	0	0.00%	0	0.00%	9	10.71%	9	10.71%
	Ron LEACH	0	0.00%	0	0.00%	15	17.86%	15	17.86%
	Tom RECKTENWALD	0	0.00%	0	0.00%	2	2.38%	2	2.38%
	Grant T. SHORT	0	0.00%	0	0.00%	1	1.19%	1	1.19%
	Sellus WILDER	0	0.00%	0	0.00%	12	14.29%	12	14.29%
	Cast Votes:	0	0.00%	0	0.00%	84	86.60%	84	86.60%
	Over Votes:	0	0.00%	0	0.00%	0	0.00%	0	0.00%
	Under Votes:	0	0.00%	0	0.00%	13	13.40%	13	13.40%

Precinct Report — Unofficial

PRESIDENTIAL PREFERENCE AND REGULAR PRIMARY — OFFICIAL BALLOT FOR LOGAN COUNTY — May 17, 2016

05/17/2016 07:44 PM

Total Number of Voters : 3,406 of 0 = 0.00%

Precincts Reporting 21 of 21 = 100.00%

Party	Candidate	Absentee		Early		Election		Total	
Precinct C103 (Ballots Cast: 137)									
UNITED STATES REPRESENTATIVE in CONGRESS 1st Congressional District, Vote For 1									
	Tom OSBORNE	0	0.00%	0	0.00%	53	67.09%	53	67.09%
	Samuel L. GASKINS	0	0.00%	0	0.00%	26	32.91%	26	32.91%
	Cast Votes:	0	0.00%	0	0.00%	79	81.44%	79	81.44%
	Over Votes:	0	0.00%	0	0.00%	0	0.00%	0	0.00%
	Under Votes:	0	0.00%	0	0.00%	18	18.56%	18	18.56%

Precinct Report — Unofficial

PRESIDENTIAL PREFERENCE AND REGULAR PRIMARY — OFFICIAL BALLOT FOR LOGAN COUNTY — May 17, 2016

05/17/2016 07:44 PM

Total Number of Voters : 3,406 of 0 = 0.00%

Precincts Reporting 21 of 21 = 100.00%

Party	Candidate	Absentee		Early		Election		Total	
Precinct C104 (Ballots Cast: 124)									
UNITED STATES SENATOR, Vote For 1									
	James R. GOULD	0	0.00%	0	0.00%	7	14.89%	7	14.89%
	Rand PAUL	0	0.00%	0	0.00%	35	74.47%	35	74.47%
	Stephen Howard SLAUGHTER	0	0.00%	0	0.00%	5	10.64%	5	10.64%
	Cast Votes:	0	0.00%	0	0.00%	47	95.92%	47	95.92%
	Over Votes:	0	0.00%	0	0.00%	0	0.00%	0	0.00%
	Under Votes:	0	0.00%	0	0.00%	2	4.08%	2	4.08%
UNITED STATES REPRESENTATIVE in CONGRESS 1st Congressional District, Vote For 1									
	Mike PAPE	0	0.00%	0	0.00%	19	40.43%	19	40.43%
	Miles A. CAUGHEY JR.	0	0.00%	0	0.00%	0	0.00%	0	0.00%
	Jason BATTS	0	0.00%	0	0.00%	6	12.77%	6	12.77%
	James R. COMER	0	0.00%	0	0.00%	22	46.81%	22	46.81%
	Cast Votes:	0	0.00%	0	0.00%	47	95.92%	47	95.92%
	Over Votes:	0	0.00%	0	0.00%	0	0.00%	0	0.00%
	Under Votes:	0	0.00%	0	0.00%	2	4.08%	2	4.08%
STATE REPRESENTATIVE 16th Representative District, Vote For 1									
	Ami L. BROOKS	0	0.00%	0	0.00%	14	28.57%	14	28.57%
	Jason PETRIE	0	0.00%	0	0.00%	35	71.43%	35	71.43%
	Cast Votes:	0	0.00%	0	0.00%	49	100.00%	49	100.00%
	Over Votes:	0	0.00%	0	0.00%	0	0.00%	0	0.00%
	Under Votes:	0	0.00%	0	0.00%	0	0.00%	0	0.00%
PRESIDENT of the UNITED STATES, Vote For 1									
	Martin J. O'MALLEY	0	0.00%	0	0.00%	1	1.35%	1	1.35%
	Bernard "Bernie" SANDERS	0	0.00%	0	0.00%	37	50.00%	37	50.00%
	Hillary CLINTON	0	0.00%	0	0.00%	24	32.43%	24	32.43%
	Roque Rocky DE LA FUENTE	0	0.00%	0	0.00%	0	0.00%	0	0.00%
	"UNCOMMITTED"	0	0.00%	0	0.00%	12	16.22%	12	16.22%
	Cast Votes:	0	0.00%	0	0.00%	74	98.67%	74	98.67%
	Over Votes:	0	0.00%	0	0.00%	0	0.00%	0	0.00%
	Under Votes:	0	0.00%	0	0.00%	1	1.33%	1	1.33%
UNITED STATES SENATOR, Vote For 1									
	Jim GRAY	0	0.00%	0	0.00%	27	45.00%	27	45.00%
	Rory HOULIHAN	0	0.00%	0	0.00%	1	1.67%	1	1.67%
	Jeff KENDER	0	0.00%	0	0.00%	9	15.00%	9	15.00%
	Ron LEACH	0	0.00%	0	0.00%	11	18.33%	11	18.33%
	Tom RECKTENWALD	0	0.00%	0	0.00%	3	5.00%	3	5.00%
	Grant T. SHORT	0	0.00%	0	0.00%	3	5.00%	3	5.00%
	Sellus WILDER	0	0.00%	0	0.00%	6	10.00%	6	10.00%
	Cast Votes:	0	0.00%	0	0.00%	60	80.00%	60	80.00%
	Over Votes:	0	0.00%	0	0.00%	0	0.00%	0	0.00%
	Under Votes:	0	0.00%	0	0.00%	15	20.00%	15	20.00%

Precinct Report — Unofficial

PRESIDENTIAL PREFERENCE AND REGULAR PRIMARY — OFFICIAL BALLOT FOR LOGAN COUNTY — May 17, 2016

05/17/2016 07:44 PM

Total Number of Voters : 3,406 of 0 = 0.00%

Precincts Reporting 21 of 21 = 100.00%

Party	Candidate	Absentee		Early		Election		Total	
Precinct C104 (Ballots Cast: 124)									
UNITED STATES REPRESENTATIVE in CONGRESS 1st Congressional District, Vote For 1									
	Tom OSBORNE	0	0.00%	0	0.00%	30	53.57%	30	53.57%
	Samuel L. GASKINS	0	0.00%	0	0.00%	26	46.43%	26	46.43%
	Cast Votes:	0	0.00%	0	0.00%	56	74.67%	56	74.67%
	Over Votes:	0	0.00%	0	0.00%	0	0.00%	0	0.00%
	Under Votes:	0	0.00%	0	0.00%	19	25.33%	19	25.33%

Precinct Report — Unofficial

PRESIDENTIAL PREFERENCE AND REGULAR PRIMARY — OFFICIAL BALLOT FOR LOGAN COUNTY — May 17, 2016

05/17/2016 07:44 PM

Total Number of Voters : 3,406 of 0 = 0.00%

Precincts Reporting 21 of 21 = 100.00%

Party	Candidate	Absentee		Early		Election		Total	
Precinct D101 (Ballots Cast: 172)									
UNITED STATES SENATOR, Vote For 1									
	James R. GOULD	0	0.00%	0	0.00%	7	11.48%	7	11.48%
	Rand PAUL	0	0.00%	0	0.00%	50	81.97%	50	81.97%
	Stephen Howard SLAUGHTER	0	0.00%	0	0.00%	4	6.56%	4	6.56%
	Cast Votes:	0	0.00%	0	0.00%	61	98.39%	61	98.39%
	Over Votes:	0	0.00%	0	0.00%	0	0.00%	0	0.00%
	Under Votes:	0	0.00%	0	0.00%	1	1.61%	1	1.61%
UNITED STATES REPRESENTATIVE in CONGRESS 1st Congressional District, Vote For 1									
	Mike PAPE	0	0.00%	0	0.00%	11	18.03%	11	18.03%
	Miles A. CAUGHEY JR.	0	0.00%	0	0.00%	2	3.28%	2	3.28%
	Jason BATTS	0	0.00%	0	0.00%	10	16.39%	10	16.39%
	James R. COMER	0	0.00%	0	0.00%	38	62.30%	38	62.30%
	Cast Votes:	0	0.00%	0	0.00%	61	98.39%	61	98.39%
	Over Votes:	0	0.00%	0	0.00%	0	0.00%	0	0.00%
	Under Votes:	0	0.00%	0	0.00%	1	1.61%	1	1.61%
STATE REPRESENTATIVE 16th Representative District, Vote For 1									
	Ami L. BROOKS	0	0.00%	0	0.00%	20	32.79%	20	32.79%
	Jason PETRIE	0	0.00%	0	0.00%	41	67.21%	41	67.21%
	Cast Votes:	0	0.00%	0	0.00%	61	98.39%	61	98.39%
	Over Votes:	0	0.00%	0	0.00%	0	0.00%	0	0.00%
	Under Votes:	0	0.00%	0	0.00%	1	1.61%	1	1.61%
PRESIDENT of the UNITED STATES, Vote For 1									
	Martin J. O'MALLEY	0	0.00%	0	0.00%	2	1.83%	2	1.83%
	Bernard "Bernie" SANDERS	0	0.00%	0	0.00%	58	53.21%	58	53.21%
	Hillary CLINTON	0	0.00%	0	0.00%	40	36.70%	40	36.70%
	Roque Rocky DE LA FUENTE	0	0.00%	0	0.00%	0	0.00%	0	0.00%
	"UNCOMMITTED"	0	0.00%	0	0.00%	9	8.26%	9	8.26%
	Cast Votes:	0	0.00%	0	0.00%	109	99.09%	109	99.09%
	Over Votes:	0	0.00%	0	0.00%	0	0.00%	0	0.00%
	Under Votes:	0	0.00%	0	0.00%	1	0.91%	1	0.91%
UNITED STATES SENATOR, Vote For 1									
	Jim GRAY	0	0.00%	0	0.00%	42	48.28%	42	48.28%
	Rory HOULIHAN	0	0.00%	0	0.00%	4	4.60%	4	4.60%
	Jeff KENDER	0	0.00%	0	0.00%	11	12.64%	11	12.64%
	Ron LEACH	0	0.00%	0	0.00%	15	17.24%	15	17.24%
	Tom RECKTENWALD	0	0.00%	0	0.00%	4	4.60%	4	4.60%
	Grant T. SHORT	0	0.00%	0	0.00%	5	5.75%	5	5.75%
	Sellus WILDER	0	0.00%	0	0.00%	6	6.90%	6	6.90%
	Cast Votes:	0	0.00%	0	0.00%	87	79.09%	87	79.09%
	Over Votes:	0	0.00%	0	0.00%	0	0.00%	0	0.00%
	Under Votes:	0	0.00%	0	0.00%	23	20.91%	23	20.91%

Precinct Report — Unofficial

PRESIDENTIAL PREFERENCE AND REGULAR PRIMARY — OFFICIAL BALLOT FOR LOGAN COUNTY — May 17, 2016

05/17/2016 07:44 PM

Total Number of Voters : 3,406 of 0 = 0.00%

Precincts Reporting 21 of 21 = 100.00%

Party	Candidate	Absentee		Early		Election		Total	
Precinct D101 (Ballots Cast: 172)									
UNITED STATES REPRESENTATIVE in CONGRESS 1st Congressional District, Vote For 1									
	Tom OSBORNE	0	0.00%	0	0.00%	55	67.07%	55	67.07%
	Samuel L. GASKINS	0	0.00%	0	0.00%	27	32.93%	27	32.93%
	Cast Votes:	0	0.00%	0	0.00%	82	74.55%	82	74.55%
	Over Votes:	0	0.00%	0	0.00%	0	0.00%	0	0.00%
	Under Votes:	0	0.00%	0	0.00%	28	25.45%	28	25.45%

Total Number of Voters : 3,406 of 0 = 0.00%

Precincts Reporting 21 of 21 = 100.00%

Party	Candidate	Absentee		Early		Election		Total	
Precinct D102 (Ballots Cast: 237)									
UNITED STATES SENATOR, Vote For 1									
	James R. GOULD	0	0.00%	0	0.00%	4	6.35%	4	6.35%
	Rand PAUL	0	0.00%	0	0.00%	53	84.13%	53	84.13%
	Stephen Howard SLAUGHTER	0	0.00%	0	0.00%	6	9.52%	6	9.52%
	Cast Votes:	0	0.00%	0	0.00%	63	100.00%	63	100.00%
	Over Votes:	0	0.00%	0	0.00%	0	0.00%	0	0.00%
	Under Votes:	0	0.00%	0	0.00%	0	0.00%	0	0.00%
UNITED STATES REPRESENTATIVE in CONGRESS 1st Congressional District, Vote For 1									
	Mike PAPE	0	0.00%	0	0.00%	16	25.40%	16	25.40%
	Miles A. CAUGHEY JR.	0	0.00%	0	0.00%	4	6.35%	4	6.35%
	Jason BATTS	0	0.00%	0	0.00%	8	12.70%	8	12.70%
	James R. COMER	0	0.00%	0	0.00%	35	55.56%	35	55.56%
	Cast Votes:	0	0.00%	0	0.00%	63	100.00%	63	100.00%
	Over Votes:	0	0.00%	0	0.00%	0	0.00%	0	0.00%
	Under Votes:	0	0.00%	0	0.00%	0	0.00%	0	0.00%
STATE REPRESENTATIVE 16th Representative District, Vote For 1									
	Ami L. BROOKS	0	0.00%	0	0.00%	26	42.62%	26	42.62%
	Jason PETRIE	0	0.00%	0	0.00%	35	57.38%	35	57.38%
	Cast Votes:	0	0.00%	0	0.00%	61	96.83%	61	96.83%
	Over Votes:	0	0.00%	0	0.00%	0	0.00%	0	0.00%
	Under Votes:	0	0.00%	0	0.00%	2	3.17%	2	3.17%
PRESIDENT of the UNITED STATES, Vote For 1									
	Martin J. O'MALLEY	0	0.00%	0	0.00%	3	1.75%	3	1.75%
	Bernard "Bernie" SANDERS	0	0.00%	0	0.00%	97	56.73%	97	56.73%
	Hillary CLINTON	0	0.00%	0	0.00%	57	33.33%	57	33.33%
	Roque Rocky DE LA FUENTE	0	0.00%	0	0.00%	0	0.00%	0	0.00%
	"UNCOMMITTED"	0	0.00%	0	0.00%	14	8.19%	14	8.19%
	Cast Votes:	0	0.00%	0	0.00%	171	98.28%	171	98.28%
	Over Votes:	0	0.00%	0	0.00%	0	0.00%	0	0.00%
	Under Votes:	0	0.00%	0	0.00%	3	1.72%	3	1.72%
UNITED STATES SENATOR, Vote For 1									
	Jim GRAY	0	0.00%	0	0.00%	69	48.25%	69	48.25%
	Rory HOULIHAN	0	0.00%	0	0.00%	4	2.80%	4	2.80%
	Jeff KENDER	0	0.00%	0	0.00%	15	10.49%	15	10.49%
	Ron LEACH	0	0.00%	0	0.00%	24	16.78%	24	16.78%
	Tom RECKTENWALD	0	0.00%	0	0.00%	5	3.50%	5	3.50%
	Grant T. SHORT	0	0.00%	0	0.00%	12	8.39%	12	8.39%
	Sellus WILDER	0	0.00%	0	0.00%	14	9.79%	14	9.79%
	Cast Votes:	0	0.00%	0	0.00%	143	82.18%	143	82.18%
	Over Votes:	0	0.00%	0	0.00%	0	0.00%	0	0.00%
	Under Votes:	0	0.00%	0	0.00%	31	17.82%	31	17.82%

Precinct Report — Unofficial

PRESIDENTIAL PREFERENCE AND REGULAR PRIMARY — OFFICIAL BALLOT FOR LOGAN COUNTY — May 17, 2016

05/17/2016 07:44 PM

Total Number of Voters : 3,406 of 0 = 0.00%

Precincts Reporting 21 of 21 = 100.00%

Party	Candidate	Absentee		Early		Election		Total	
Precinct D102 (Ballots Cast: 237)									
UNITED STATES REPRESENTATIVE in CONGRESS 1st Congressional District, Vote For 1									
	Tom OSBORNE	0	0.00%	0	0.00%	87	61.70%	87	61.70%
	Samuel L. GASKINS	0	0.00%	0	0.00%	54	38.30%	54	38.30%
	Cast Votes:	0	0.00%	0	0.00%	141	81.03%	141	81.03%
	Over Votes:	0	0.00%	0	0.00%	0	0.00%	0	0.00%
	Under Votes:	0	0.00%	0	0.00%	33	18.97%	33	18.97%

Total Number of Voters : 3,406 of 0 = 0.00%

Precincts Reporting 21 of 21 = 100.00%

Party	Candidate	Absentee		Early		Election		Total	
Precinct D103 (Ballots Cast: 104)									
UNITED STATES SENATOR, Vote For 1									
	James R. GOULD	0	0.00%	0	0.00%	4	9.52%	4	9.52%
	Rand PAUL	0	0.00%	0	0.00%	38	90.48%	38	90.48%
	Stephen Howard SLAUGHTER	0	0.00%	0	0.00%	0	0.00%	0	0.00%
	Cast Votes:	0	0.00%	0	0.00%	42	95.45%	42	95.45%
	Over Votes:	0	0.00%	0	0.00%	0	0.00%	0	0.00%
	Under Votes:	0	0.00%	0	0.00%	2	4.55%	2	4.55%
UNITED STATES REPRESENTATIVE in CONGRESS 1st Congressional District, Vote For 1									
	Mike PAPE	0	0.00%	0	0.00%	13	30.23%	13	30.23%
	Miles A. CAUGHEY JR.	0	0.00%	0	0.00%	1	2.33%	1	2.33%
	Jason BATTS	0	0.00%	0	0.00%	5	11.63%	5	11.63%
	James R. COMER	0	0.00%	0	0.00%	24	55.81%	24	55.81%
	Cast Votes:	0	0.00%	0	0.00%	43	97.73%	43	97.73%
	Over Votes:	0	0.00%	0	0.00%	0	0.00%	0	0.00%
	Under Votes:	0	0.00%	0	0.00%	1	2.27%	1	2.27%
STATE REPRESENTATIVE 16th Representative District, Vote For 1									
	Ami L. BROOKS	0	0.00%	0	0.00%	25	58.14%	25	58.14%
	Jason PETRIE	0	0.00%	0	0.00%	18	41.86%	18	41.86%
	Cast Votes:	0	0.00%	0	0.00%	43	97.73%	43	97.73%
	Over Votes:	0	0.00%	0	0.00%	0	0.00%	0	0.00%
	Under Votes:	0	0.00%	0	0.00%	1	2.27%	1	2.27%
PRESIDENT of the UNITED STATES, Vote For 1									
	Martin J. O'MALLEY	0	0.00%	0	0.00%	0	0.00%	0	0.00%
	Bernard "Bernie" SANDERS	0	0.00%	0	0.00%	34	57.63%	34	57.63%
	Hillary CLINTON	0	0.00%	0	0.00%	20	33.90%	20	33.90%
	Roque Rocky DE LA FUENTE	0	0.00%	0	0.00%	1	1.69%	1	1.69%
	"UNCOMMITTED"	0	0.00%	0	0.00%	4	6.78%	4	6.78%
	Cast Votes:	0	0.00%	0	0.00%	59	98.33%	59	98.33%
	Over Votes:	0	0.00%	0	0.00%	0	0.00%	0	0.00%
	Under Votes:	0	0.00%	0	0.00%	1	1.67%	1	1.67%
UNITED STATES SENATOR, Vote For 1									
	Jim GRAY	0	0.00%	0	0.00%	19	44.19%	19	44.19%
	Rory HOULIHAN	0	0.00%	0	0.00%	4	9.30%	4	9.30%
	Jeff KENDER	0	0.00%	0	0.00%	5	11.63%	5	11.63%
	Ron LEACH	0	0.00%	0	0.00%	8	18.60%	8	18.60%
	Tom RECKTENWALD	0	0.00%	0	0.00%	3	6.98%	3	6.98%
	Grant T. SHORT	0	0.00%	0	0.00%	2	4.65%	2	4.65%
	Sellus WILDER	0	0.00%	0	0.00%	2	4.65%	2	4.65%
	Cast Votes:	0	0.00%	0	0.00%	43	71.67%	43	71.67%
	Over Votes:	0	0.00%	0	0.00%	0	0.00%	0	0.00%
	Under Votes:	0	0.00%	0	0.00%	17	28.33%	17	28.33%

Precinct Report — Unofficial

PRESIDENTIAL PREFERENCE AND REGULAR PRIMARY — OFFICIAL BALLOT FOR LOGAN COUNTY — May 17, 2016

05/17/2016 07:44 PM

Total Number of Voters : 3,406 of 0 = 0.00%

Precincts Reporting 21 of 21 = 100.00%

Party	Candidate	Absentee		Early		Election		Total	
Precinct D103 (Ballots Cast: 104)									
UNITED STATES REPRESENTATIVE in CONGRESS 1st Congressional District, Vote For 1									
	Tom OSBORNE	0	0.00%	0	0.00%	22	59.46%	22	59.46%
	Samuel L. GASKINS	0	0.00%	0	0.00%	15	40.54%	15	40.54%
	Cast Votes:	0	0.00%	0	0.00%	37	61.67%	37	61.67%
	Over Votes:	0	0.00%	0	0.00%	0	0.00%	0	0.00%
	Under Votes:	0	0.00%	0	0.00%	23	38.33%	23	38.33%

Total Number of Voters : 3,406 of 0 = 0.00%

Precincts Reporting 21 of 21 = 100.00%

Party	Candidate	Absentee		Early		Election		Total	
Precinct E101 (Ballots Cast: 120)									
UNITED STATES SENATOR, Vote For 1									
	James R. GOULD	0	0.00%	0	0.00%	2	5.26%	2	5.26%
	Rand PAUL	0	0.00%	0	0.00%	35	92.11%	35	92.11%
	Stephen Howard SLAUGHTER	0	0.00%	0	0.00%	1	2.63%	1	2.63%
	Cast Votes:	0	0.00%	0	0.00%	38	97.44%	38	97.44%
	Over Votes:	0	0.00%	0	0.00%	0	0.00%	0	0.00%
	Under Votes:	0	0.00%	0	0.00%	1	2.56%	1	2.56%
UNITED STATES REPRESENTATIVE in CONGRESS 1st Congressional District, Vote For 1									
	Mike PAPE	0	0.00%	0	0.00%	11	28.95%	11	28.95%
	Miles A. CAUGHEY JR.	0	0.00%	0	0.00%	1	2.63%	1	2.63%
	Jason BATTS	0	0.00%	0	0.00%	2	5.26%	2	5.26%
	James R. COMER	0	0.00%	0	0.00%	24	63.16%	24	63.16%
	Cast Votes:	0	0.00%	0	0.00%	38	97.44%	38	97.44%
	Over Votes:	0	0.00%	0	0.00%	0	0.00%	0	0.00%
	Under Votes:	0	0.00%	0	0.00%	1	2.56%	1	2.56%
STATE REPRESENTATIVE 16th Representative District, Vote For 1									
	Ami L. BROOKS	0	0.00%	0	0.00%	21	55.26%	21	55.26%
	Jason PETRIE	0	0.00%	0	0.00%	17	44.74%	17	44.74%
	Cast Votes:	0	0.00%	0	0.00%	38	97.44%	38	97.44%
	Over Votes:	0	0.00%	0	0.00%	0	0.00%	0	0.00%
	Under Votes:	0	0.00%	0	0.00%	1	2.56%	1	2.56%
PRESIDENT of the UNITED STATES, Vote For 1									
	Martin J. O'MALLEY	0	0.00%	0	0.00%	0	0.00%	0	0.00%
	Bernard "Bernie" SANDERS	0	0.00%	0	0.00%	36	46.15%	36	46.15%
	Hillary CLINTON	0	0.00%	0	0.00%	31	39.74%	31	39.74%
	Roque Rocky DE LA FUENTE	0	0.00%	0	0.00%	2	2.56%	2	2.56%
	"UNCOMMITTED"	0	0.00%	0	0.00%	9	11.54%	9	11.54%
	Cast Votes:	0	0.00%	0	0.00%	78	96.30%	78	96.30%
	Over Votes:	0	0.00%	0	0.00%	0	0.00%	0	0.00%
	Under Votes:	0	0.00%	0	0.00%	3	3.70%	3	3.70%
UNITED STATES SENATOR, Vote For 1									
	Jim GRAY	0	0.00%	0	0.00%	35	52.24%	35	52.24%
	Rory HOULIHAN	0	0.00%	0	0.00%	5	7.46%	5	7.46%
	Jeff KENDER	0	0.00%	0	0.00%	4	5.97%	4	5.97%
	Ron LEACH	0	0.00%	0	0.00%	11	16.42%	11	16.42%
	Tom RECKTENWALD	0	0.00%	0	0.00%	1	1.49%	1	1.49%
	Grant T. SHORT	0	0.00%	0	0.00%	5	7.46%	5	7.46%
	Sellus WILDER	0	0.00%	0	0.00%	6	8.96%	6	8.96%
	Cast Votes:	0	0.00%	0	0.00%	67	82.72%	67	82.72%
	Over Votes:	0	0.00%	0	0.00%	0	0.00%	0	0.00%
	Under Votes:	0	0.00%	0	0.00%	14	17.28%	14	17.28%

Precinct Report — Unofficial

PRESIDENTIAL PREFERENCE AND REGULAR PRIMARY — OFFICIAL BALLOT FOR LOGAN COUNTY — May 17, 2016

05/17/2016 07:44 PM

Total Number of Voters : 3,406 of 0 = 0.00%

Precincts Reporting 21 of 21 = 100.00%

Party	Candidate	Absentee		Early		Election		Total	
Precinct E101 (Ballots Cast: 120)									
UNITED STATES REPRESENTATIVE in CONGRESS 1st Congressional District, Vote For 1									
	Tom OSBORNE	0	0.00%	0	0.00%	46	65.71%	46	65.71%
	Samuel L. GASKINS	0	0.00%	0	0.00%	24	34.29%	24	34.29%
	Cast Votes:	0	0.00%	0	0.00%	70	86.42%	70	86.42%
	Over Votes:	0	0.00%	0	0.00%	0	0.00%	0	0.00%
	Under Votes:	0	0.00%	0	0.00%	11	13.58%	11	13.58%

Total Number of Voters : 3,406 of 0 = 0.00%

Precincts Reporting 21 of 21 = 100.00%

Party	Candidate	Absentee		Early		Election		Total	
Precinct E102 (Ballots Cast: 272)									
UNITED STATES SENATOR, Vote For 1									
	James R. GOULD	0	0.00%	0	0.00%	5	7.04%	5	7.04%
	Rand PAUL	0	0.00%	0	0.00%	63	88.73%	63	88.73%
	Stephen Howard SLAUGHTER	0	0.00%	0	0.00%	3	4.23%	3	4.23%
	Cast Votes:	0	0.00%	0	0.00%	71	100.00%	71	100.00%
	Over Votes:	0	0.00%	0	0.00%	0	0.00%	0	0.00%
	Under Votes:	0	0.00%	0	0.00%	0	0.00%	0	0.00%
UNITED STATES REPRESENTATIVE in CONGRESS 1st Congressional District, Vote For 1									
	Mike PAPE	0	0.00%	0	0.00%	16	22.86%	16	22.86%
	Miles A. CAUGHEY JR.	0	0.00%	0	0.00%	2	2.86%	2	2.86%
	Jason BATTS	0	0.00%	0	0.00%	8	11.43%	8	11.43%
	James R. COMER	0	0.00%	0	0.00%	44	62.86%	44	62.86%
	Cast Votes:	0	0.00%	0	0.00%	70	98.59%	70	98.59%
	Over Votes:	0	0.00%	0	0.00%	0	0.00%	0	0.00%
	Under Votes:	0	0.00%	0	0.00%	1	1.41%	1	1.41%
STATE REPRESENTATIVE 16th Representative District, Vote For 1									
	Ami L. BROOKS	0	0.00%	0	0.00%	34	48.57%	34	48.57%
	Jason PETRIE	0	0.00%	0	0.00%	36	51.43%	36	51.43%
	Cast Votes:	0	0.00%	0	0.00%	70	98.59%	70	98.59%
	Over Votes:	0	0.00%	0	0.00%	0	0.00%	0	0.00%
	Under Votes:	0	0.00%	0	0.00%	1	1.41%	1	1.41%
PRESIDENT of the UNITED STATES, Vote For 1									
	Martin J. O'MALLEY	0	0.00%	0	0.00%	4	2.02%	4	2.02%
	Bernard "Bernie" SANDERS	0	0.00%	0	0.00%	80	40.40%	80	40.40%
	Hillary CLINTON	0	0.00%	0	0.00%	98	49.49%	98	49.49%
	Roque Rocky DE LA FUENTE	0	0.00%	0	0.00%	0	0.00%	0	0.00%
	"UNCOMMITTED"	0	0.00%	0	0.00%	16	8.08%	16	8.08%
	Cast Votes:	0	0.00%	0	0.00%	198	98.51%	198	98.51%
	Over Votes:	0	0.00%	0	0.00%	0	0.00%	0	0.00%
	Under Votes:	0	0.00%	0	0.00%	3	1.49%	3	1.49%
UNITED STATES SENATOR, Vote For 1									
	Jim GRAY	0	0.00%	0	0.00%	78	48.75%	78	48.75%
	Rory HOULIHAN	0	0.00%	0	0.00%	4	2.50%	4	2.50%
	Jeff KENDER	0	0.00%	0	0.00%	11	6.88%	11	6.88%
	Ron LEACH	0	0.00%	0	0.00%	26	16.25%	26	16.25%
	Tom RECKTENWALD	0	0.00%	0	0.00%	11	6.88%	11	6.88%
	Grant T. SHORT	0	0.00%	0	0.00%	9	5.63%	9	5.63%
	Sellus WILDER	0	0.00%	0	0.00%	21	13.13%	21	13.13%
	Cast Votes:	0	0.00%	0	0.00%	160	79.60%	160	79.60%
	Over Votes:	0	0.00%	0	0.00%	0	0.00%	0	0.00%
	Under Votes:	0	0.00%	0	0.00%	41	20.40%	41	20.40%

Precinct Report — Unofficial

PRESIDENTIAL PREFERENCE AND REGULAR PRIMARY — OFFICIAL BALLOT FOR LOGAN COUNTY — May 17, 2016

05/17/2016 07:44 PM

Total Number of Voters : 3,406 of 0 = 0.00%

Precincts Reporting 21 of 21 = 100.00%

Party	Candidate	Absentee		Early		Election		Total	
Precinct E102 (Ballots Cast: 272)									
UNITED STATES REPRESENTATIVE in CONGRESS 1st Congressional District, Vote For 1									
	Tom OSBORNE	0	0.00%	0	0.00%	98	64.90%	98	64.90%
	Samuel L. GASKINS	0	0.00%	0	0.00%	53	35.10%	53	35.10%
	Cast Votes:	0	0.00%	0	0.00%	151	75.12%	151	75.12%
	Over Votes:	0	0.00%	0	0.00%	0	0.00%	0	0.00%
	Under Votes:	0	0.00%	0	0.00%	50	24.88%	50	24.88%

Party	Candidate	Absentee		Early		Election		Total	
Precinct E103 (Ballots Cast: 167)									
UNITED STATES SENATOR, Vote For 1									
	James R. GOULD	0	0.00%	0	0.00%	0	0.00%	0	0.00%
	Rand PAUL	0	0.00%	0	0.00%	52	94.55%	52	94.55%
	Stephen Howard SLAUGHTER	0	0.00%	0	0.00%	3	5.45%	3	5.45%
	Cast Votes:	0	0.00%	0	0.00%	55	100.00%	55	100.00%
	Over Votes:	0	0.00%	0	0.00%	0	0.00%	0	0.00%
	Under Votes:	0	0.00%	0	0.00%	0	0.00%	0	0.00%
UNITED STATES REPRESENTATIVE in CONGRESS 1st Congressional District, Vote For 1									
	Mike PAPE	0	0.00%	0	0.00%	12	22.64%	12	22.64%
	Miles A. CAUGHEY JR.	0	0.00%	0	0.00%	1	1.89%	1	1.89%
	Jason BATTS	0	0.00%	0	0.00%	5	9.43%	5	9.43%
	James R. COMER	0	0.00%	0	0.00%	35	66.04%	35	66.04%
	Cast Votes:	0	0.00%	0	0.00%	53	96.36%	53	96.36%
	Over Votes:	0	0.00%	0	0.00%	0	0.00%	0	0.00%
	Under Votes:	0	0.00%	0	0.00%	2	3.64%	2	3.64%
STATE REPRESENTATIVE 16th Representative District, Vote For 1									
	Ami L. BROOKS	0	0.00%	0	0.00%	28	53.85%	28	53.85%
	Jason PETRIE	0	0.00%	0	0.00%	24	46.15%	24	46.15%
	Cast Votes:	0	0.00%	0	0.00%	52	94.55%	52	94.55%
	Over Votes:	0	0.00%	0	0.00%	0	0.00%	0	0.00%
	Under Votes:	0	0.00%	0	0.00%	3	5.45%	3	5.45%
PRESIDENT of the UNITED STATES, Vote For 1									
	Martin J. O'MALLEY	0	0.00%	0	0.00%	2	1.79%	2	1.79%
	Bernard "Bernie" SANDERS	0	0.00%	0	0.00%	63	56.25%	63	56.25%
	Hillary CLINTON	0	0.00%	0	0.00%	35	31.25%	35	31.25%
	Roque Rocky DE LA FUENTE	0	0.00%	0	0.00%	0	0.00%	0	0.00%
	"UNCOMMITTED"	0	0.00%	0	0.00%	12	10.71%	12	10.71%
	Cast Votes:	0	0.00%	0	0.00%	112	100.00%	112	100.00%
	Over Votes:	0	0.00%	0	0.00%	0	0.00%	0	0.00%
	Under Votes:	0	0.00%	0	0.00%	0	0.00%	0	0.00%
UNITED STATES SENATOR, Vote For 1									
	Jim GRAY	0	0.00%	0	0.00%	38	38.78%	38	38.78%
	Rory HOULIHAN	0	0.00%	0	0.00%	5	5.10%	5	5.10%
	Jeff KENDER	0	0.00%	0	0.00%	8	8.16%	8	8.16%
	Ron LEACH	0	0.00%	0	0.00%	20	20.41%	20	20.41%
	Tom RECKTENWALD	0	0.00%	0	0.00%	3	3.06%	3	3.06%
	Grant T. SHORT	0	0.00%	0	0.00%	6	6.12%	6	6.12%
	Sellus WILDER	0	0.00%	0	0.00%	18	18.37%	18	18.37%
	Cast Votes:	0	0.00%	0	0.00%	98	87.50%	98	87.50%
	Over Votes:	0	0.00%	0	0.00%	0	0.00%	0	0.00%
	Under Votes:	0	0.00%	0	0.00%	14	12.50%	14	12.50%

Precinct Report — Unofficial

PRESIDENTIAL PREFERENCE AND REGULAR PRIMARY — OFFICIAL BALLOT FOR LOGAN COUNTY — May 17, 2016

05/17/2016 07:44 PM

Total Number of Voters : 3,406 of 0 = 0.00%

Precincts Reporting 21 of 21 = 100.00%

Party	Candidate	Absentee		Early		Election		Total	
Precinct E103 (Ballots Cast: 167)									
UNITED STATES REPRESENTATIVE in CONGRESS 1st Congressional District, Vote For 1									
	Tom OSBORNE	0	0.00%	0	0.00%	63	63.64%	63	63.64%
	Samuel L. GASKINS	0	0.00%	0	0.00%	36	36.36%	36	36.36%
	Cast Votes:	0	0.00%	0	0.00%	99	88.39%	99	88.39%
	Over Votes:	0	0.00%	0	0.00%	0	0.00%	0	0.00%
	Under Votes:	0	0.00%	0	0.00%	13	11.61%	13	11.61%

Precinct Report — Unofficial

PRESIDENTIAL PREFERENCE AND REGULAR PRIMARY — OFFICIAL BALLOT FOR LOGAN COUNTY — May 17, 2016

05/17/2016 07:44 PM

Total Number of Voters : 3,406 of 0 = 0.00%

Precincts Reporting 21 of 21 = 100.00%

Party	Candidate	Absentee		Early		Election		Total	
Precinct F101 (Ballots Cast: 141)									
UNITED STATES SENATOR, Vote For 1									
	James R. GOULD	0	0.00%	0	0.00%	0	0.00%	0	0.00%
	Rand PAUL	0	0.00%	0	0.00%	11	100.00%	11	100.00%
	Stephen Howard SLAUGHTER	0	0.00%	0	0.00%	0	0.00%	0	0.00%
	Cast Votes:	0	0.00%	0	0.00%	11	100.00%	11	100.00%
	Over Votes:	0	0.00%	0	0.00%	0	0.00%	0	0.00%
	Under Votes:	0	0.00%	0	0.00%	0	0.00%	0	0.00%
UNITED STATES REPRESENTATIVE in CONGRESS 1st Congressional District, Vote For 1									
	Mike PAPE	0	0.00%	0	0.00%	8	72.73%	8	72.73%
	Miles A. CAUGHEY JR.	0	0.00%	0	0.00%	0	0.00%	0	0.00%
	Jason BATTS	0	0.00%	0	0.00%	2	18.18%	2	18.18%
	James R. COMER	0	0.00%	0	0.00%	1	9.09%	1	9.09%
	Cast Votes:	0	0.00%	0	0.00%	11	100.00%	11	100.00%
	Over Votes:	0	0.00%	0	0.00%	0	0.00%	0	0.00%
	Under Votes:	0	0.00%	0	0.00%	0	0.00%	0	0.00%
STATE REPRESENTATIVE 16th Representative District, Vote For 1									
	Ami L. BROOKS	0	0.00%	0	0.00%	4	36.36%	4	36.36%
	Jason PETRIE	0	0.00%	0	0.00%	7	63.64%	7	63.64%
	Cast Votes:	0	0.00%	0	0.00%	11	100.00%	11	100.00%
	Over Votes:	0	0.00%	0	0.00%	0	0.00%	0	0.00%
	Under Votes:	0	0.00%	0	0.00%	0	0.00%	0	0.00%
PRESIDENT of the UNITED STATES, Vote For 1									
	Martin J. O'MALLEY	0	0.00%	0	0.00%	0	0.00%	0	0.00%
	Bernard "Bernie" SANDERS	0	0.00%	0	0.00%	48	36.92%	48	36.92%
	Hillary CLINTON	0	0.00%	0	0.00%	80	61.54%	80	61.54%
	Roque Rocky DE LA FUENTE	0	0.00%	0	0.00%	0	0.00%	0	0.00%
	"UNCOMMITTED"	0	0.00%	0	0.00%	2	1.54%	2	1.54%
	Cast Votes:	0	0.00%	0	0.00%	130	100.00%	130	100.00%
	Over Votes:	0	0.00%	0	0.00%	0	0.00%	0	0.00%
	Under Votes:	0	0.00%	0	0.00%	0	0.00%	0	0.00%
UNITED STATES SENATOR, Vote For 1									
	Jim GRAY	0	0.00%	0	0.00%	40	37.74%	40	37.74%
	Rory HOULIHAN	0	0.00%	0	0.00%	5	4.72%	5	4.72%
	Jeff KENDER	0	0.00%	0	0.00%	12	11.32%	12	11.32%
	Ron LEACH	0	0.00%	0	0.00%	22	20.75%	22	20.75%
	Tom RECKTENWALD	0	0.00%	0	0.00%	4	3.77%	4	3.77%
	Grant T. SHORT	0	0.00%	0	0.00%	13	12.26%	13	12.26%
	Sellus WILDER	0	0.00%	0	0.00%	10	9.43%	10	9.43%
	Cast Votes:	0	0.00%	0	0.00%	106	81.54%	106	81.54%
	Over Votes:	0	0.00%	0	0.00%	0	0.00%	0	0.00%
	Under Votes:	0	0.00%	0	0.00%	24	18.46%	24	18.46%

Precinct Report — Unofficial

PRESIDENTIAL PREFERENCE AND REGULAR PRIMARY — OFFICIAL BALLOT FOR LOGAN COUNTY — May 17, 2016

05/17/2016 07:44 PM

Total Number of Voters : 3,406 of 0 = 0.00%

Precincts Reporting 21 of 21 = 100.00%

Party	Candidate	Absentee		Early		Election		Total	
Precinct F101 (Ballots Cast: 141)									
UNITED STATES REPRESENTATIVE in CONGRESS 1st Congressional District, Vote For 1									
	Tom OSBORNE	0	0.00%	0	0.00%	68	65.38%	68	65.38%
	Samuel L. GASKINS	0	0.00%	0	0.00%	36	34.62%	36	34.62%
	Cast Votes:	0	0.00%	0	0.00%	104	80.00%	104	80.00%
	Over Votes:	0	0.00%	0	0.00%	0	0.00%	0	0.00%
	Under Votes:	0	0.00%	0	0.00%	26	20.00%	26	20.00%

Total Number of Voters : 3,406 of 0 = 0.00%

Precincts Reporting 21 of 21 = 100.00%

Party	Candidate	Absentee		Early		Election		Total	
Precinct F102 (Ballots Cast: 276)									
UNITED STATES SENATOR, Vote For 1									
	James R. GOULD	0	0.00%	0	0.00%	7	7.87%	7	7.87%
	Rand PAUL	0	0.00%	0	0.00%	79	88.76%	79	88.76%
	Stephen Howard SLAUGHTER	0	0.00%	0	0.00%	3	3.37%	3	3.37%
	Cast Votes:	0	0.00%	0	0.00%	89	96.74%	89	96.74%
	Over Votes:	0	0.00%	0	0.00%	0	0.00%	0	0.00%
	Under Votes:	0	0.00%	0	0.00%	3	3.26%	3	3.26%
UNITED STATES REPRESENTATIVE in CONGRESS 1st Congressional District, Vote For 1									
	Mike PAPE	0	0.00%	0	0.00%	32	35.56%	32	35.56%
	Miles A. CAUGHEY JR.	0	0.00%	0	0.00%	1	1.11%	1	1.11%
	Jason BATTS	0	0.00%	0	0.00%	10	11.11%	10	11.11%
	James R. COMER	0	0.00%	0	0.00%	47	52.22%	47	52.22%
	Cast Votes:	0	0.00%	0	0.00%	90	97.83%	90	97.83%
	Over Votes:	0	0.00%	0	0.00%	0	0.00%	0	0.00%
	Under Votes:	0	0.00%	0	0.00%	2	2.17%	2	2.17%
STATE REPRESENTATIVE 16th Representative District, Vote For 1									
	Ami L. BROOKS	0	0.00%	0	0.00%	41	46.07%	41	46.07%
	Jason PETRIE	0	0.00%	0	0.00%	48	53.93%	48	53.93%
	Cast Votes:	0	0.00%	0	0.00%	89	96.74%	89	96.74%
	Over Votes:	0	0.00%	0	0.00%	0	0.00%	0	0.00%
	Under Votes:	0	0.00%	0	0.00%	3	3.26%	3	3.26%
PRESIDENT of the UNITED STATES, Vote For 1									
	Martin J. O'MALLEY	0	0.00%	0	0.00%	10	5.49%	10	5.49%
	Bernard "Bernie" SANDERS	0	0.00%	0	0.00%	87	47.80%	87	47.80%
	Hillary CLINTON	0	0.00%	0	0.00%	72	39.56%	72	39.56%
	Roque Rocky DE LA FUENTE	0	0.00%	0	0.00%	1	0.55%	1	0.55%
	"UNCOMMITTED"	0	0.00%	0	0.00%	12	6.59%	12	6.59%
	Cast Votes:	0	0.00%	0	0.00%	182	98.91%	182	98.91%
	Over Votes:	0	0.00%	0	0.00%	0	0.00%	0	0.00%
	Under Votes:	0	0.00%	0	0.00%	2	1.09%	2	1.09%
UNITED STATES SENATOR, Vote For 1									
	Jim GRAY	0	0.00%	0	0.00%	87	58.39%	87	58.39%
	Rory HOULIHAN	0	0.00%	0	0.00%	5	3.36%	5	3.36%
	Jeff KENDER	0	0.00%	0	0.00%	13	8.72%	13	8.72%
	Ron LEACH	0	0.00%	0	0.00%	20	13.42%	20	13.42%
	Tom RECKTENWALD	0	0.00%	0	0.00%	5	3.36%	5	3.36%
	Grant T. SHORT	0	0.00%	0	0.00%	5	3.36%	5	3.36%
	Sellus WILDER	0	0.00%	0	0.00%	14	9.40%	14	9.40%
	Cast Votes:	0	0.00%	0	0.00%	149	80.98%	149	80.98%
	Over Votes:	0	0.00%	0	0.00%	0	0.00%	0	0.00%
	Under Votes:	0	0.00%	0	0.00%	35	19.02%	35	19.02%

Precinct Report — Unofficial

PRESIDENTIAL PREFERENCE AND REGULAR PRIMARY — OFFICIAL BALLOT FOR LOGAN COUNTY — May 17, 2016

05/17/2016 07:44 PM

Total Number of Voters : 3,406 of 0 = 0.00%

Precincts Reporting 21 of 21 = 100.00%

Party	Candidate	Absentee		Early		Election		Total	
Precinct F102 (Ballots Cast: 276)									
UNITED STATES REPRESENTATIVE in CONGRESS 1st Congressional District, Vote For 1									
	Tom OSBORNE	0	0.00%	0	0.00%	77	54.61%	77	54.61%
	Samuel L. GASKINS	0	0.00%	0	0.00%	64	45.39%	64	45.39%
	Cast Votes:	0	0.00%	0	0.00%	141	76.63%	141	76.63%
	Over Votes:	0	0.00%	0	0.00%	0	0.00%	0	0.00%
	Under Votes:	0	0.00%	0	0.00%	43	23.37%	43	23.37%

Total Number of Voters : 3,406 of 0 = 0.00%

Precincts Reporting 21 of 21 = 100.00%

Party	Candidate	Absentee		Early		Election		Total	
Precinct F103 (Ballots Cast: 197)									
UNITED STATES SENATOR, Vote For 1									
	James R. GOULD	0	0.00%	0	0.00%	2	4.76%	2	4.76%
	Rand PAUL	0	0.00%	0	0.00%	39	92.86%	39	92.86%
	Stephen Howard SLAUGHTER	0	0.00%	0	0.00%	1	2.38%	1	2.38%
	Cast Votes:	0	0.00%	0	0.00%	42	100.00%	42	100.00%
	Over Votes:	0	0.00%	0	0.00%	0	0.00%	0	0.00%
	Under Votes:	0	0.00%	0	0.00%	0	0.00%	0	0.00%
UNITED STATES REPRESENTATIVE in CONGRESS 1st Congressional District, Vote For 1									
	Mike PAPE	0	0.00%	0	0.00%	23	56.10%	23	56.10%
	Miles A. CAUGHEY JR.	0	0.00%	0	0.00%	1	2.44%	1	2.44%
	Jason BATTS	0	0.00%	0	0.00%	2	4.88%	2	4.88%
	James R. COMER	0	0.00%	0	0.00%	15	36.59%	15	36.59%
	Cast Votes:	0	0.00%	0	0.00%	41	97.62%	41	97.62%
	Over Votes:	0	0.00%	0	0.00%	0	0.00%	0	0.00%
	Under Votes:	0	0.00%	0	0.00%	1	2.38%	1	2.38%
STATE REPRESENTATIVE 16th Representative District, Vote For 1									
	Ami L. BROOKS	0	0.00%	0	0.00%	24	57.14%	24	57.14%
	Jason PETRIE	0	0.00%	0	0.00%	18	42.86%	18	42.86%
	Cast Votes:	0	0.00%	0	0.00%	42	100.00%	42	100.00%
	Over Votes:	0	0.00%	0	0.00%	0	0.00%	0	0.00%
	Under Votes:	0	0.00%	0	0.00%	0	0.00%	0	0.00%
PRESIDENT of the UNITED STATES, Vote For 1									
	Martin J. O'MALLEY	0	0.00%	0	0.00%	2	1.30%	2	1.30%
	Bernard "Bernie" SANDERS	0	0.00%	0	0.00%	56	36.36%	56	36.36%
	Hillary CLINTON	0	0.00%	0	0.00%	87	56.49%	87	56.49%
	Roque Rocky DE LA FUENTE	0	0.00%	0	0.00%	1	0.65%	1	0.65%
	"UNCOMMITTED"	0	0.00%	0	0.00%	8	5.19%	8	5.19%
	Cast Votes:	0	0.00%	0	0.00%	154	99.35%	154	99.35%
	Over Votes:	0	0.00%	0	0.00%	0	0.00%	0	0.00%
	Under Votes:	0	0.00%	0	0.00%	1	0.65%	1	0.65%
UNITED STATES SENATOR, Vote For 1									
	Jim GRAY	0	0.00%	0	0.00%	57	43.85%	57	43.85%
	Rory HOULIHAN	0	0.00%	0	0.00%	10	7.69%	10	7.69%
	Jeff KENDER	0	0.00%	0	0.00%	19	14.62%	19	14.62%
	Ron LEACH	0	0.00%	0	0.00%	25	19.23%	25	19.23%
	Tom RECKTENWALD	0	0.00%	0	0.00%	1	0.77%	1	0.77%
	Grant T. SHORT	0	0.00%	0	0.00%	10	7.69%	10	7.69%
	Sellus WILDER	0	0.00%	0	0.00%	8	6.15%	8	6.15%
	Cast Votes:	0	0.00%	0	0.00%	130	83.87%	130	83.87%
	Over Votes:	0	0.00%	0	0.00%	0	0.00%	0	0.00%
	Under Votes:	0	0.00%	0	0.00%	25	16.13%	25	16.13%

Precinct Report — Unofficial

PRESIDENTIAL PREFERENCE AND REGULAR PRIMARY — OFFICIAL BALLOT FOR LOGAN COUNTY — May 17, 2016

05/17/2016 07:44 PM

Total Number of Voters : 3,406 of 0 = 0.00%

Precincts Reporting 21 of 21 = 100.00%

Party	Candidate	Absentee		Early		Election		Total	
Precinct F103 (Ballots Cast: 197)									
UNITED STATES REPRESENTATIVE in CONGRESS 1st Congressional District, Vote For 1									
	Tom OSBORNE	0	0.00%	0	0.00%	80	62.50%	80	62.50%
	Samuel L. GASKINS	0	0.00%	0	0.00%	48	37.50%	48	37.50%
	Cast Votes:	0	0.00%	0	0.00%	128	82.58%	128	82.58%
	Over Votes:	0	0.00%	0	0.00%	0	0.00%	0	0.00%
	Under Votes:	0	0.00%	0	0.00%	27	17.42%	27	17.42%

PRIMARY ELECTION
LYON COUNTY - 1ST. CONG. DIST.
RECAPITULATION SHEET
MAY 17, 2016

	ABSENTEE			LAMASCO			EAST EDDYVILLE			COURTHOUSE			EAST KUTTAWA			WEST KUTTAWA			NORTH KUTTAWA			GRAND TOTAL
	Mail-In	Walk-In	Total	eSlate	eScan	Total	eSlate	eScan	Total	eSlate	eScan	Total	eSlate	eScan	Total	eSlate	eScan	Total	eSlate	eScan	Total	
UNITED STATES SENATOR - REP																						
James R. GOULD	0	2			14			9			8			3			1			4		41
Rand PAUL	4	15			54			52			50			49			62			44		330
Stephen Howard SLAUGHTER	1	0			4			7			4			6			3			2		27
U.S. REP. in CONGRESS - 1st Cong. Dist. - REP																						
Mike PAPE	3	7			33			25			28			26			20			26		168
Miles A. CAUGHEY JR.	0	0			5			1			2			7			1			0		16
Jason BATTS	0	1			19			9			12			2			14			5		62
James R. COMER	2	9			16			33			23			24			32			20		159
PRESIDENT of the UNITED STATES - DEM																						
Martin J. O'MALLEY	0	1			5			4			3			6			1			3		23
Bernard "Bernie" SANDERS	6	7			83			87			78			111			89			100		561
Hillary CLINTON	7	8			58			83			83			80			87			91		497
Roque Rocky DE LA FUENTE	1	0			0			0			2			1			3			1		8
"UNCOMMITTED"	2	3			22			16			24			31			21			20		139
UNITED STATES SENATOR - DEM																						
Jim GRAY	10	13			122			142			141			150			140			149		867
Rory HOULIHAN	0	1			3			3			4			10			9			10		40
Jeff KENDER	0	0			7			13			11			9			9			8		57
Ron LEACH	3	3			7			6			11			15			9			9		63
Tom RECKTENWALD	1	1			4			0			1			10			4			4		25
Grant T. SHORT	0	0			1			1			5			4			3			5		19
Sellus WILDER	0	0			8			13			5			15			12			13		66
U.S. REP. in CONGRESS - 1st Cong. Dist. - DEM																						
Tom OSBORNE	—	—																				
Samuel L. GASKINS	4	5			111			53			144			123			53			53		386
Total votes CAST	21	36			247			259			262			290			271			272		1658

RECEIVED
MAY 23 2016
State Board of Elections

Cumulative Report — Unofficial

PRESIDENTIAL PREFERENCE AND REGULAR PRIMARY — OFFICIAL BALLOT FOR MADISON COUNTY — May 17, 2016

05/17/2016 07:34 PM

Total Number of Voters : 12,316 of 0 = 0.00%

Precincts Reporting 46 of 46 = 100.00%

Party	Candidate	Absentee		Early		Election		Total	
UNITED STATES SENATOR, Vote For 1									
	Stephen Howard SLAUGHTER	0	0.00%	0	0.00%	237	6.02%	237	6.02%
	James R. GOULD	0	0.00%	0	0.00%	273	6.93%	273	6.93%
	Rand PAUL	0	0.00%	0	0.00%	3,428	87.05%	3,428	87.05%
	Cast Votes:	0	0.00%	0	0.00%	3,938	98.65%	3,938	98.65%
	Over Votes:	0	0.00%	0	0.00%	0	0.00%	0	0.00%
	Under Votes:	0	0.00%	0	0.00%	54	1.35%	54	1.35%
UNITED STATES REPRESENTATIVE in CONGRESS 6th Congressional District, Vote For 1									
	Roger Q. BRILL	0	0.00%	0	0.00%	552	13.97%	552	13.97%
	Andy BARR	0	0.00%	0	0.00%	3,398	86.03%	3,398	86.03%
	Cast Votes:	0	0.00%	0	0.00%	3,950	98.95%	3,950	98.95%
	Over Votes:	0	0.00%	0	0.00%	0	0.00%	0	0.00%
	Under Votes:	0	0.00%	0	0.00%	42	1.05%	42	1.05%
STATE REPRESENTATIVE 71st Representative District, Vote For 1									
	Buzz C. CARLOFTIS	0	0.00%	0	0.00%	118	14.71%	118	14.71%
	Jonathan SHELL	0	0.00%	0	0.00%	684	85.29%	684	85.29%
	Cast Votes:	0	0.00%	0	0.00%	802	97.09%	802	97.09%
	Over Votes:	0	0.00%	0	0.00%	0	0.00%	0	0.00%
	Under Votes:	0	0.00%	0	0.00%	24	2.91%	24	2.91%
STATE REPRESENTATIVE 73rd Representative District, Vote For 1									
	Les YATES	0	0.00%	0	0.00%	87	31.07%	87	31.07%
	Donna MAYFIELD	0	0.00%	0	0.00%	193	68.93%	193	68.93%
	Cast Votes:	0	0.00%	0	0.00%	280	95.89%	280	95.89%
	Over Votes:	0	0.00%	0	0.00%	0	0.00%	0	0.00%
	Under Votes:	0	0.00%	0	0.00%	12	4.11%	12	4.11%
STATE REPRESENTATIVE 81st Representative District, Vote For 1									
	C. Wesley MORGAN	0	0.00%	0	0.00%	950	55.30%	950	55.30%
	Gus LaFONTAINE	0	0.00%	0	0.00%	768	44.70%	768	44.70%
	Cast Votes:	0	0.00%	0	0.00%	1,718	97.78%	1,718	97.78%
	Over Votes:	0	0.00%	0	0.00%	0	0.00%	0	0.00%
	Under Votes:	0	0.00%	0	0.00%	39	2.22%	39	2.22%

Cumulative Report — Unofficial

PRESIDENTIAL PREFERENCE AND REGULAR PRIMARY — OFFICIAL BALLOT FOR MADISON COUNTY — May 17, 2016

05/17/2016 07:34 PM

Total Number of Voters : 12,316 of 0 = 0.00%

Precincts Reporting 46 of 46 = 100.00%

Party	Candidate	Absentee		Early		Election		Total	
PRESIDENT of the UNITED STATES, Vote For 1									
	Martin J. O'MALLEY	0	0.00%	0	0.00%	84	1.02%	84	1.02%
	Bernard "Bernie" SANDERS	0	0.00%	0	0.00%	4,385	53.01%	4,385	53.01%
	Hillary CLINTON	0	0.00%	0	0.00%	3,441	41.60%	3,441	41.60%
	Roque Rocky DE LA FUENTE	0	0.00%	0	0.00%	24	0.29%	24	0.29%
	"UNCOMMITTED"	0	0.00%	0	0.00%	338	4.09%	338	4.09%
	Cast Votes:	0	0.00%	0	0.00%	8,272	99.38%	8,272	99.38%
	Over Votes:	0	0.00%	0	0.00%	0	0.00%	0	0.00%
	Under Votes:	0	0.00%	0	0.00%	52	0.62%	52	0.62%
UNITED STATES SENATOR, Vote For 1									
	Grant T. SHORT	0	0.00%	0	0.00%	335	4.22%	335	4.22%
	Sellus WILDER	0	0.00%	0	0.00%	1,217	15.33%	1,217	15.33%
	Jim GRAY	0	0.00%	0	0.00%	5,771	72.69%	5,771	72.69%
	Rory HOULIHAN	0	0.00%	0	0.00%	133	1.68%	133	1.68%
	Jeff KENDER	0	0.00%	0	0.00%	150	1.89%	150	1.89%
	Ron LEACH	0	0.00%	0	0.00%	212	2.67%	212	2.67%
	Tom RECKTENWALD	0	0.00%	0	0.00%	121	1.52%	121	1.52%
	Cast Votes:	0	0.00%	0	0.00%	7,939	95.37%	7,939	95.37%
	Over Votes:	0	0.00%	0	0.00%	0	0.00%	0	0.00%
	Under Votes:	0	0.00%	0	0.00%	385	4.63%	385	4.63%
UNITED STATES REPRESENTATIVE in CONGRESS 6th Congressional District, Vote For 1									
	Nancy Jo KEMPER	0	0.00%	0	0.00%	5,777	76.03%	5,777	76.03%
	Michael COBLENZ	0	0.00%	0	0.00%	439	5.78%	439	5.78%
	Geoffrey M. "Geoff" YOUNG	0	0.00%	0	0.00%	1,382	18.19%	1,382	18.19%
	Cast Votes:	0	0.00%	0	0.00%	7,598	91.28%	7,598	91.28%
	Over Votes:	0	0.00%	0	0.00%	0	0.00%	0	0.00%
	Under Votes:	0	0.00%	0	0.00%	726	8.72%	726	8.72%
STATE REPRESENTATIVE 73rd Representative District, Vote For 1									
	Kenneth BLAIR	0	0.00%	0	0.00%	271	49.54%	271	49.54%
	John M. HENDRICKS	0	0.00%	0	0.00%	276	50.46%	276	50.46%
	Cast Votes:	0	0.00%	0	0.00%	547	84.02%	547	84.02%
	Over Votes:	0	0.00%	0	0.00%	0	0.00%	0	0.00%
	Under Votes:	0	0.00%	0	0.00%	104	15.98%	104	15.98%

Cumulative Report — Unofficial

PRESIDENTIAL PREFERENCE AND REGULAR PRIMARY — OFFICIAL BALLOT FOR MADISON COUNTY — May 17, 2016

05/17/2016 07:34 PM

Total Number of Voters : 12,316 of 0 = 0.00%

Precincts Reporting 46 of 46 = 100.00%

Party	Candidate	Absentee		Early		Election		Total	
STATE REPRESENTATIVE 91st Representative District, Vote For 1									
	Randall S. CHRISTOPHER	0	0.00%	0	0.00%	44	57.14%	44	57.14%
	Gary "Toby" HERALD	0	0.00%	0	0.00%	33	42.86%	33	42.86%
	Cast Votes:	0	0.00%	0	0.00%	77	89.53%	77	89.53%
	Over Votes:	0	0.00%	0	0.00%	0	0.00%	0	0.00%
	Under Votes:	0	0.00%	0	0.00%	9	10.47%	9	10.47%

Precinct Election Day Status (with MBB IDs) — by # of MBBs — Unofficial

PRESIDENTIAL PREFERENCE AND REGULAR PRIMARY — OFFICIAL BALLOT FOR MADISON COUNTY — May 17,2016

05/17/2016 07:26 PM

Total Number of Voters : 12,316 of 0 = 0.00%

Precincts Reporting 46 of 46 = 100.00%

Precinct Name	MBB ID	
AB		
	45	
	57	
	56	
	Total Number of Ballots for Precinct AB:	436
	Total Number of MBBs:	3
A101		
	44	
	58	
	Total Number of Ballots for Precinct A101:	202
	Total Number of MBBs:	2
A102		
	43	
	59	
	Total Number of Ballots for Precinct A102:	340
	Total Number of MBBs:	2
A103		
	42	
	60	
	Total Number of Ballots for Precinct A103:	227
	Total Number of MBBs:	2
A104		
	41	
	61	
	Total Number of Ballots for Precinct A104:	322
	Total Number of MBBs:	2
A105		
	40	
	62	
	Total Number of Ballots for Precinct A105:	291
	Total Number of MBBs:	2
A106		
	39	
	63	
	Total Number of Ballots for Precinct A106:	413
	Total Number of MBBs:	2
A107		
	38	
	64	
	Total Number of Ballots for Precinct A107:	304
	Total Number of MBBs:	2
A108		
	37	
	65	
	Total Number of Ballots for Precinct A108:	254
	Total Number of MBBs:	2
A109		
	36	
	66	
	Total Number of Ballots for Precinct A109:	380
	Total Number of MBBs:	2
A110		
	103	
	46	
	Total Number of Ballots for Precinct A110:	172
	Total Number of MBBs:	2
B101		
	104	
	47	
	Total Number of Ballots for Precinct B101:	386
	Total Number of MBBs:	2

Precinct Election Day Status (with MBB IDs) — by # of MBBs — Unofficial

PRESIDENTIAL PREFERENCE AND REGULAR PRIMARY — OFFICIAL BALLOT FOR MADISON COUNTY — May 17,2016

05/17/2016 07:26 PM

Total Number of Voters : 12,316 of 0 = 0.00%

Precincts Reporting 46 of 46 = 100.00%

Precinct Name	MBB ID	
B102		
	105	
	48	
	Total Number of Ballots for Precinct B102:	236
	Total Number of MBBs:	2
B103		
	106	
	49	
	Total Number of Ballots for Precinct B103:	374
	Total Number of MBBs:	2
B104		
	107	
	50	
	Total Number of Ballots for Precinct B104:	260
	Total Number of MBBs:	2
B105		
	108	
	51	
	Total Number of Ballots for Precinct B105:	600
	Total Number of MBBs:	2
B106		
	109	
	52	
	Total Number of Ballots for Precinct B106:	148
	Total Number of MBBs:	2
B107		
	110	
	53	
	Total Number of Ballots for Precinct B107:	352
	Total Number of MBBs:	2
B108		
	111	
	54	
	Total Number of Ballots for Precinct B108:	179
	Total Number of MBBs:	2
B109		
	112	
	55	
	Total Number of Ballots for Precinct B109:	308
	Total Number of MBBs:	2
B110		
	93	
	67	
	Total Number of Ballots for Precinct B110:	501
	Total Number of MBBs:	2
C101		
	94	
	68	
	Total Number of Ballots for Precinct C101:	2
	Total Number of MBBs:	2
C102		
	95	
	69	
	Total Number of Ballots for Precinct C102:	147
	Total Number of MBBs:	2
C103		
	96	
	70	
	Total Number of Ballots for Precinct C103:	327
	Total Number of MBBs:	2

Precinct Election Day Status (with MBB IDs) — by # of MBBs — Unofficial

PRESIDENTIAL PREFERENCE AND REGULAR PRIMARY — OFFICIAL BALLOT FOR MADISON COUNTY — May 17,2016

05/17/2016 07:26 PM

Total Number of Voters : 12,316 of 0 = 0.00%

Precincts Reporting 46 of 46 = 100.00%

Precinct Name	MBB ID	
C104		
	97	
	71	
	Total Number of Ballots for Precinct C104:	124
	Total Number of MBBs:	2
C105		
	98	
	72	
	Total Number of Ballots for Precinct C105:	216
	Total Number of MBBs:	2
C106		
	99	
	73	
	Total Number of Ballots for Precinct C106:	208
	Total Number of MBBs:	2
C107		
	100	
	74	
	Total Number of Ballots for Precinct C107:	311
	Total Number of MBBs:	2
C108		
	75	
	101	
	Total Number of Ballots for Precinct C108:	72
	Total Number of MBBs:	2
C109		
	102	
	76	
	Total Number of Ballots for Precinct C109:	276
	Total Number of MBBs:	2
C110		
	83	
	26	
	Total Number of Ballots for Precinct C110:	350
	Total Number of MBBs:	2
C112		
	84	
	27	
	Total Number of Ballots for Precinct C112:	410
	Total Number of MBBs:	2
C113		
	85	
	28	
	Total Number of Ballots for Precinct C113:	211
	Total Number of MBBs:	2
C114		
	86	
	29	
	Total Number of Ballots for Precinct C114:	121
	Total Number of MBBs:	2
D101		
	87	
	30	
	Total Number of Ballots for Precinct D101:	140
	Total Number of MBBs:	2
D102		
	88	
	31	
	Total Number of Ballots for Precinct D102:	251
	Total Number of MBBs:	2

Precinct Report — Unofficial

PRESIDENTIAL PREFERENCE AND REGULAR PRIMARY — OFFICIAL BALLOT FOR MADISON COUNTY — May 17, 2016

05/17/2016 07:36 PM

Total Number of Voters : 12,316 of 0 = 0.00%

Precincts Reporting 46 of 46 = 100.00%

Party	Candidate	Absentee		Early		Election		Total	
Precinct AB (Ballots Cast: 436)									
UNITED STATES SENATOR, Vote For 1									
	Stephen Howard SLAUGHTER	0	0.00%	0	0.00%	7	6.14%	7	6.14%
	James R. GOULD	0	0.00%	0	0.00%	4	3.51%	4	3.51%
	Rand PAUL	0	0.00%	0	0.00%	103	90.35%	103	90.35%
	Cast Votes:	0	0.00%	0	0.00%	114	96.61%	114	96.61%
	Over Votes:	0	0.00%	0	0.00%	0	0.00%	0	0.00%
	Under Votes:	0	0.00%	0	0.00%	4	3.39%	4	3.39%
UNITED STATES REPRESENTATIVE in CONGRESS 6th Congressional District, Vote For 1									
	Roger Q. BRILL	0	0.00%	0	0.00%	10	8.55%	10	8.55%
	Andy BARR	0	0.00%	0	0.00%	107	91.45%	107	91.45%
	Cast Votes:	0	0.00%	0	0.00%	117	99.15%	117	99.15%
	Over Votes:	0	0.00%	0	0.00%	0	0.00%	0	0.00%
	Under Votes:	0	0.00%	0	0.00%	1	0.85%	1	0.85%
STATE REPRESENTATIVE 71st Representative District, Vote For 1									
	Buzz C. CARLOFTIS	0	0.00%	0	0.00%	3	12.50%	3	12.50%
	Jonathan SHELL	0	0.00%	0	0.00%	21	87.50%	21	87.50%
	Cast Votes:	0	0.00%	0	0.00%	24	100.00%	24	100.00%
	Over Votes:	0	0.00%	0	0.00%	0	0.00%	0	0.00%
	Under Votes:	0	0.00%	0	0.00%	0	0.00%	0	0.00%
STATE REPRESENTATIVE 73rd Representative District, Vote For 1									
	Les YATES	0	0.00%	0	0.00%	2	28.57%	2	28.57%
	Donna MAYFIELD	0	0.00%	0	0.00%	5	71.43%	5	71.43%
	Cast Votes:	0	0.00%	0	0.00%	7	77.78%	7	77.78%
	Over Votes:	0	0.00%	0	0.00%	0	0.00%	0	0.00%
	Under Votes:	0	0.00%	0	0.00%	2	22.22%	2	22.22%
STATE REPRESENTATIVE 81st Representative District, Vote For 1									
	C. Wesley MORGAN	0	0.00%	0	0.00%	29	55.77%	29	55.77%
	Gus LaFONTAINE	0	0.00%	0	0.00%	23	44.23%	23	44.23%
	Cast Votes:	0	0.00%	0	0.00%	52	96.30%	52	96.30%
	Over Votes:	0	0.00%	0	0.00%	0	0.00%	0	0.00%
	Under Votes:	0	0.00%	0	0.00%	2	3.70%	2	3.70%

Precinct Report — Unofficial

PRESIDENTIAL PREFERENCE AND REGULAR PRIMARY — OFFICIAL BALLOT FOR MADISON COUNTY — May 17, 2016

05/17/2016 07:36 PM

Total Number of Voters : 12,316 of 0 = 0.00%

Precincts Reporting 46 of 46 = 100.00%

Party	Candidate	Absentee		Early		Election		Total	
Precinct AB (Ballots Cast: 436)									
PRESIDENT of the UNITED STATES, Vote For 1									
	Martin J. O'MALLEY	0	0.00%	0	0.00%	3	0.95%	3	0.95%
	Bernard "Bernie" SANDERS	0	0.00%	0	0.00%	152	48.10%	152	48.10%
	Hillary CLINTON	0	0.00%	0	0.00%	145	45.89%	145	45.89%
	Roque Rocky DE LA FUENTE	0	0.00%	0	0.00%	3	0.95%	3	0.95%
	"UNCOMMITTED"	0	0.00%	0	0.00%	13	4.11%	13	4.11%
	Cast Votes:	0	0.00%	0	0.00%	316	99.37%	316	99.37%
	Over Votes:	0	0.00%	0	0.00%	0	0.00%	0	0.00%
	Under Votes:	0	0.00%	0	0.00%	2	0.63%	2	0.63%
UNITED STATES SENATOR, Vote For 1									
	Grant T. SHORT	0	0.00%	0	0.00%	13	4.30%	13	4.30%
	Sellus WILDER	0	0.00%	0	0.00%	63	20.86%	63	20.86%
	Jim GRAY	0	0.00%	0	0.00%	202	66.89%	202	66.89%
	Rory HOULIHAN	0	0.00%	0	0.00%	9	2.98%	9	2.98%
	Jeff KENDER	0	0.00%	0	0.00%	4	1.32%	4	1.32%
	Ron LEACH	0	0.00%	0	0.00%	8	2.65%	8	2.65%
	Tom RECKTENWALD	0	0.00%	0	0.00%	3	0.99%	3	0.99%
	Cast Votes:	0	0.00%	0	0.00%	302	94.97%	302	94.97%
	Over Votes:	0	0.00%	0	0.00%	0	0.00%	0	0.00%
	Under Votes:	0	0.00%	0	0.00%	16	5.03%	16	5.03%
UNITED STATES REPRESENTATIVE in CONGRESS 6th Congressional District, Vote For 1									
	Nancy Jo KEMPER	0	0.00%	0	0.00%	239	80.74%	239	80.74%
	Michael COBLENZ	0	0.00%	0	0.00%	10	3.38%	10	3.38%
	Geoffrey M. "Geoff" YOUNG	0	0.00%	0	0.00%	47	15.88%	47	15.88%
	Cast Votes:	0	0.00%	0	0.00%	296	93.08%	296	93.08%
	Over Votes:	0	0.00%	0	0.00%	0	0.00%	0	0.00%
	Under Votes:	0	0.00%	0	0.00%	22	6.92%	22	6.92%
STATE REPRESENTATIVE 73rd Representative District, Vote For 1									
	Kenneth BLAIR	0	0.00%	0	0.00%	7	35.00%	7	35.00%
	John M. HENDRICKS	0	0.00%	0	0.00%	13	65.00%	13	65.00%
	Cast Votes:	0	0.00%	0	0.00%	20	86.96%	20	86.96%
	Over Votes:	0	0.00%	0	0.00%	0	0.00%	0	0.00%
	Under Votes:	0	0.00%	0	0.00%	3	13.04%	3	13.04%
STATE REPRESENTATIVE 91st Representative District, Vote For 1									
	Randall S. CHRISTOPHER	0	0.00%	0	0.00%	1	20.00%	1	20.00%
	Gary "Toby" HERALD	0	0.00%	0	0.00%	4	80.00%	4	80.00%
	Cast Votes:	0	0.00%	0	0.00%	5	100.00%	5	100.00%
	Over Votes:	0	0.00%	0	0.00%	0	0.00%	0	0.00%
	Under Votes:	0	0.00%	0	0.00%	0	0.00%	0	0.00%

Precinct Report — Unofficial

PRESIDENTIAL PREFERENCE AND REGULAR PRIMARY — OFFICIAL BALLOT FOR MADISON COUNTY — May 17, 2016

05/17/2016 07:36 PM

Total Number of Voters : 12,316 of 0 = 0.00%

Precincts Reporting 46 of 46 = 100.00%

Party	Candidate	Absentee		Early		Election		Total	
Precinct A101 (Ballots Cast: 202)									
UNITED STATES SENATOR, Vote For 1									
	Stephen Howard SLAUGHTER	0	0.00%	0	0.00%	1	1.45%	1	1.45%
	James R. GOULD	0	0.00%	0	0.00%	2	2.90%	2	2.90%
	Rand PAUL	0	0.00%	0	0.00%	66	95.65%	66	95.65%
	Cast Votes:	0	0.00%	0	0.00%	69	98.57%	69	98.57%
	Over Votes:	0	0.00%	0	0.00%	0	0.00%	0	0.00%
	Under Votes:	0	0.00%	0	0.00%	1	1.43%	1	1.43%
UNITED STATES REPRESENTATIVE in CONGRESS 6th Congressional District, Vote For 1									
	Roger Q. BRILL	0	0.00%	0	0.00%	3	4.29%	3	4.29%
	Andy BARR	0	0.00%	0	0.00%	67	95.71%	67	95.71%
	Cast Votes:	0	0.00%	0	0.00%	70	100.00%	70	100.00%
	Over Votes:	0	0.00%	0	0.00%	0	0.00%	0	0.00%
	Under Votes:	0	0.00%	0	0.00%	0	0.00%	0	0.00%
PRESIDENT of the UNITED STATES, Vote For 1									
	Martin J. O'MALLEY	0	0.00%	0	0.00%	1	0.78%	1	0.78%
	Bernard "Bernie" SANDERS	0	0.00%	0	0.00%	85	65.89%	85	65.89%
	Hillary CLINTON	0	0.00%	0	0.00%	34	26.36%	34	26.36%
	Roque Rocky DE LA FUENTE	0	0.00%	0	0.00%	0	0.00%	0	0.00%
	"UNCOMMITTED"	0	0.00%	0	0.00%	9	6.98%	9	6.98%
	Cast Votes:	0	0.00%	0	0.00%	129	97.73%	129	97.73%
	Over Votes:	0	0.00%	0	0.00%	0	0.00%	0	0.00%
	Under Votes:	0	0.00%	0	0.00%	3	2.27%	3	2.27%
UNITED STATES SENATOR, Vote For 1									
	Grant T. SHORT	0	0.00%	0	0.00%	7	5.60%	7	5.60%
	Sellus WILDER	0	0.00%	0	0.00%	38	30.40%	38	30.40%
	Jim GRAY	0	0.00%	0	0.00%	72	57.60%	72	57.60%
	Rory HOULIHAN	0	0.00%	0	0.00%	0	0.00%	0	0.00%
	Jeff KENDER	0	0.00%	0	0.00%	6	4.80%	6	4.80%
	Ron LEACH	0	0.00%	0	0.00%	2	1.60%	2	1.60%
	Tom RECKTENWALD	0	0.00%	0	0.00%	0	0.00%	0	0.00%
	Cast Votes:	0	0.00%	0	0.00%	125	94.70%	125	94.70%
	Over Votes:	0	0.00%	0	0.00%	0	0.00%	0	0.00%
	Under Votes:	0	0.00%	0	0.00%	7	5.30%	7	5.30%
UNITED STATES REPRESENTATIVE in CONGRESS 6th Congressional District, Vote For 1									
	Nancy Jo KEMPER	0	0.00%	0	0.00%	87	71.90%	87	71.90%
	Michael COBLENZ	0	0.00%	0	0.00%	8	6.61%	8	6.61%
	Geoffrey M. "Geoff" YOUNG	0	0.00%	0	0.00%	26	21.49%	26	21.49%
	Cast Votes:	0	0.00%	0	0.00%	121	91.67%	121	91.67%
	Over Votes:	0	0.00%	0	0.00%	0	0.00%	0	0.00%
	Under Votes:	0	0.00%	0	0.00%	11	8.33%	11	8.33%

Precinct Report — Unofficial

PRESIDENTIAL PREFERENCE AND REGULAR PRIMARY — OFFICIAL BALLOT FOR MADISON COUNTY — May 17, 2016

05/17/2016 07:36 PM

Total Number of Voters : 12,316 of 0 = 0.00%

Precincts Reporting 46 of 46 = 100.00%

Party	Candidate	Absentee		Early		Election		Total	
Precinct A102 (Ballots Cast: 340)									
UNITED STATES SENATOR, Vote For 1									
	Stephen Howard SLAUGHTER	0	0.00%	0	0.00%	4	5.26%	4	5.26%
	James R. GOULD	0	0.00%	0	0.00%	5	6.58%	5	6.58%
	Rand PAUL	0	0.00%	0	0.00%	67	88.16%	67	88.16%
	Cast Votes:	0	0.00%	0	0.00%	76	100.00%	76	100.00%
	Over Votes:	0	0.00%	0	0.00%	0	0.00%	0	0.00%
	Under Votes:	0	0.00%	0	0.00%	0	0.00%	0	0.00%
UNITED STATES REPRESENTATIVE in CONGRESS 6th Congressional District, Vote For 1									
	Roger Q. BRILL	0	0.00%	0	0.00%	8	10.53%	8	10.53%
	Andy BARR	0	0.00%	0	0.00%	68	89.47%	68	89.47%
	Cast Votes:	0	0.00%	0	0.00%	76	100.00%	76	100.00%
	Over Votes:	0	0.00%	0	0.00%	0	0.00%	0	0.00%
	Under Votes:	0	0.00%	0	0.00%	0	0.00%	0	0.00%
STATE REPRESENTATIVE 81st Representative District, Vote For 1									
	C. Wesley MORGAN	0	0.00%	0	0.00%	59	77.63%	59	77.63%
	Gus LaFONTAINE	0	0.00%	0	0.00%	17	22.37%	17	22.37%
	Cast Votes:	0	0.00%	0	0.00%	76	100.00%	76	100.00%
	Over Votes:	0	0.00%	0	0.00%	0	0.00%	0	0.00%
	Under Votes:	0	0.00%	0	0.00%	0	0.00%	0	0.00%
PRESIDENT of the UNITED STATES, Vote For 1									
	Martin J. O'MALLEY	0	0.00%	0	0.00%	3	1.14%	3	1.14%
	Bernard "Bernie" SANDERS	0	0.00%	0	0.00%	148	56.27%	148	56.27%
	Hillary CLINTON	0	0.00%	0	0.00%	109	41.44%	109	41.44%
	Roque Rocky DE LA FUENTE	0	0.00%	0	0.00%	0	0.00%	0	0.00%
	"UNCOMMITTED"	0	0.00%	0	0.00%	3	1.14%	3	1.14%
	Cast Votes:	0	0.00%	0	0.00%	263	99.62%	263	99.62%
	Over Votes:	0	0.00%	0	0.00%	0	0.00%	0	0.00%
	Under Votes:	0	0.00%	0	0.00%	1	0.38%	1	0.38%
UNITED STATES SENATOR, Vote For 1									
	Grant T. SHORT	0	0.00%	0	0.00%	7	2.75%	7	2.75%
	Sellus WILDER	0	0.00%	0	0.00%	85	33.33%	85	33.33%
	Jim GRAY	0	0.00%	0	0.00%	153	60.00%	153	60.00%
	Rory HOULIHAN	0	0.00%	0	0.00%	4	1.57%	4	1.57%
	Jeff KENDER	0	0.00%	0	0.00%	2	0.78%	2	0.78%
	Ron LEACH	0	0.00%	0	0.00%	1	0.39%	1	0.39%
	Tom RECKTENWALD	0	0.00%	0	0.00%	3	1.18%	3	1.18%
	Cast Votes:	0	0.00%	0	0.00%	255	96.59%	255	96.59%
	Over Votes:	0	0.00%	0	0.00%	0	0.00%	0	0.00%
	Under Votes:	0	0.00%	0	0.00%	9	3.41%	9	3.41%

Precinct Report — Unofficial

PRESIDENTIAL PREFERENCE AND REGULAR PRIMARY — OFFICIAL BALLOT FOR MADISON COUNTY — May 17, 2016

05/17/2016 07:36 PM

Total Number of Voters : 12,316 of 0 = 0.00%

Precincts Reporting 46 of 46 = 100.00%

Party	Candidate	Absentee		Early		Election		Total	
Precinct A102 (Ballots Cast: 340)									
UNITED STATES REPRESENTATIVE in CONGRESS 6th Congressional District, Vote For 1									
	Nancy Jo KEMPER	0	0.00%	0	0.00%	230	89.49%	230	89.49%
	Michael COBLENZ	0	0.00%	0	0.00%	8	3.11%	8	3.11%
	Geoffrey M. "Geoff" YOUNG	0	0.00%	0	0.00%	19	7.39%	19	7.39%
	Cast Votes:	0	0.00%	0	0.00%	257	97.35%	257	97.35%
	Over Votes:	0	0.00%	0	0.00%	0	0.00%	0	0.00%
	Under Votes:	0	0.00%	0	0.00%	7	2.65%	7	2.65%

Total Number of Voters : 12,316 of 0 = 0.00%

Precincts Reporting 46 of 46 = 100.00%

Party	Candidate	Absentee		Early		Election		Total	
Precinct A103 (Ballots Cast: 227)									
UNITED STATES SENATOR, Vote For 1									
	Stephen Howard SLAUGHTER	0	0.00%	0	0.00%	5	14.71%	5	14.71%
	James R. GOULD	0	0.00%	0	0.00%	3	8.82%	3	8.82%
	Rand PAUL	0	0.00%	0	0.00%	26	76.47%	26	76.47%
	Cast Votes:	0	0.00%	0	0.00%	34	100.00%	34	100.00%
	Over Votes:	0	0.00%	0	0.00%	0	0.00%	0	0.00%
	Under Votes:	0	0.00%	0	0.00%	0	0.00%	0	0.00%
UNITED STATES REPRESENTATIVE in CONGRESS 6th Congressional District, Vote For 1									
	Roger Q. BRILL	0	0.00%	0	0.00%	2	6.25%	2	6.25%
	Andy BARR	0	0.00%	0	0.00%	30	93.75%	30	93.75%
	Cast Votes:	0	0.00%	0	0.00%	32	94.12%	32	94.12%
	Over Votes:	0	0.00%	0	0.00%	0	0.00%	0	0.00%
	Under Votes:	0	0.00%	0	0.00%	2	5.88%	2	5.88%
STATE REPRESENTATIVE 81st Representative District, Vote For 1									
	C. Wesley MORGAN	0	0.00%	0	0.00%	20	58.82%	20	58.82%
	Gus LaFONTAINE	0	0.00%	0	0.00%	14	41.18%	14	41.18%
	Cast Votes:	0	0.00%	0	0.00%	34	100.00%	34	100.00%
	Over Votes:	0	0.00%	0	0.00%	0	0.00%	0	0.00%
	Under Votes:	0	0.00%	0	0.00%	0	0.00%	0	0.00%
PRESIDENT of the UNITED STATES, Vote For 1									
	Martin J. O'MALLEY	0	0.00%	0	0.00%	1	0.52%	1	0.52%
	Bernard "Bernie" SANDERS	0	0.00%	0	0.00%	148	76.68%	148	76.68%
	Hillary CLINTON	0	0.00%	0	0.00%	43	22.28%	43	22.28%
	Roque Rocky DE LA FUENTE	0	0.00%	0	0.00%	0	0.00%	0	0.00%
	"UNCOMMITTED"	0	0.00%	0	0.00%	1	0.52%	1	0.52%
	Cast Votes:	0	0.00%	0	0.00%	193	100.00%	193	100.00%
	Over Votes:	0	0.00%	0	0.00%	0	0.00%	0	0.00%
	Under Votes:	0	0.00%	0	0.00%	0	0.00%	0	0.00%
UNITED STATES SENATOR, Vote For 1									
	Grant T. SHORT	0	0.00%	0	0.00%	2	1.06%	2	1.06%
	Sellus WILDER	0	0.00%	0	0.00%	94	50.00%	94	50.00%
	Jim GRAY	0	0.00%	0	0.00%	77	40.96%	77	40.96%
	Rory HOULIHAN	0	0.00%	0	0.00%	1	0.53%	1	0.53%
	Jeff KENDER	0	0.00%	0	0.00%	4	2.13%	4	2.13%
	Ron LEACH	0	0.00%	0	0.00%	7	3.72%	7	3.72%
	Tom RECKTENWALD	0	0.00%	0	0.00%	3	1.60%	3	1.60%
	Cast Votes:	0	0.00%	0	0.00%	188	97.41%	188	97.41%
	Over Votes:	0	0.00%	0	0.00%	0	0.00%	0	0.00%
	Under Votes:	0	0.00%	0	0.00%	5	2.59%	5	2.59%

Precinct Report — Unofficial

PRESIDENTIAL PREFERENCE AND REGULAR PRIMARY — OFFICIAL BALLOT FOR MADISON COUNTY — May 17, 2016

05/17/2016 07:36 PM

Total Number of Voters : 12,316 of 0 = 0.00%

Precincts Reporting 46 of 46 = 100.00%

Party	Candidate	Absentee		Early		Election		Total	
Precinct A103 (Ballots Cast: 227)									
UNITED STATES REPRESENTATIVE in CONGRESS 6th Congressional District, Vote For 1									
	Nancy Jo KEMPER	0	0.00%	0	0.00%	158	87.29%	158	87.29%
	Michael COBLENZ	0	0.00%	0	0.00%	10	5.52%	10	5.52%
	Geoffrey M. "Geoff" YOUNG	0	0.00%	0	0.00%	13	7.18%	13	7.18%
	Cast Votes:	0	0.00%	0	0.00%	181	93.78%	181	93.78%
	Over Votes:	0	0.00%	0	0.00%	0	0.00%	0	0.00%
	Under Votes:	0	0.00%	0	0.00%	12	6.22%	12	6.22%

Precinct Report — Unofficial

PRESIDENTIAL PREFERENCE AND REGULAR PRIMARY — OFFICIAL BALLOT FOR MADISON COUNTY — May 17, 2016

05/17/2016 07:36 PM

Total Number of Voters : 12,316 of 0 = 0.00%

Precincts Reporting 46 of 46 = 100.00%

Party	Candidate	Absentee		Early		Election		Total	
Precinct A104 (Ballots Cast: 322)									
UNITED STATES SENATOR, Vote For 1									
	Stephen Howard SLAUGHTER	0	0.00%	0	0.00%	6	6.32%	6	6.32%
	James R. GOULD	0	0.00%	0	0.00%	13	13.68%	13	13.68%
	Rand PAUL	0	0.00%	0	0.00%	76	80.00%	76	80.00%
	Cast Votes:	0	0.00%	0	0.00%	95	98.96%	95	98.96%
	Over Votes:	0	0.00%	0	0.00%	0	0.00%	0	0.00%
	Under Votes:	0	0.00%	0	0.00%	1	1.04%	1	1.04%
UNITED STATES REPRESENTATIVE in CONGRESS 6th Congressional District, Vote For 1									
	Roger Q. BRILL	0	0.00%	0	0.00%	15	15.96%	15	15.96%
	Andy BARR	0	0.00%	0	0.00%	79	84.04%	79	84.04%
	Cast Votes:	0	0.00%	0	0.00%	94	97.92%	94	97.92%
	Over Votes:	0	0.00%	0	0.00%	0	0.00%	0	0.00%
	Under Votes:	0	0.00%	0	0.00%	2	2.08%	2	2.08%
STATE REPRESENTATIVE 81st Representative District, Vote For 1									
	C. Wesley MORGAN	0	0.00%	0	0.00%	45	47.37%	45	47.37%
	Gus LaFONTAINE	0	0.00%	0	0.00%	50	52.63%	50	52.63%
	Cast Votes:	0	0.00%	0	0.00%	95	98.96%	95	98.96%
	Over Votes:	0	0.00%	0	0.00%	0	0.00%	0	0.00%
	Under Votes:	0	0.00%	0	0.00%	1	1.04%	1	1.04%
PRESIDENT of the UNITED STATES, Vote For 1									
	Martin J. O'MALLEY	0	0.00%	0	0.00%	2	0.89%	2	0.89%
	Bernard "Bernie" SANDERS	0	0.00%	0	0.00%	107	47.77%	107	47.77%
	Hillary CLINTON	0	0.00%	0	0.00%	99	44.20%	99	44.20%
	Roque Rocky DE LA FUENTE	0	0.00%	0	0.00%	0	0.00%	0	0.00%
	"UNCOMMITTED"	0	0.00%	0	0.00%	16	7.14%	16	7.14%
	Cast Votes:	0	0.00%	0	0.00%	224	99.12%	224	99.12%
	Over Votes:	0	0.00%	0	0.00%	0	0.00%	0	0.00%
	Under Votes:	0	0.00%	0	0.00%	2	0.88%	2	0.88%
UNITED STATES SENATOR, Vote For 1									
	Grant T. SHORT	0	0.00%	0	0.00%	11	5.05%	11	5.05%
	Sellus WILDER	0	0.00%	0	0.00%	44	20.18%	44	20.18%
	Jim GRAY	0	0.00%	0	0.00%	143	65.60%	143	65.60%
	Rory HOULIHAN	0	0.00%	0	0.00%	5	2.29%	5	2.29%
	Jeff KENDER	0	0.00%	0	0.00%	8	3.67%	8	3.67%
	Ron LEACH	0	0.00%	0	0.00%	5	2.29%	5	2.29%
	Tom RECKTENWALD	0	0.00%	0	0.00%	2	0.92%	2	0.92%
	Cast Votes:	0	0.00%	0	0.00%	218	96.46%	218	96.46%
	Over Votes:	0	0.00%	0	0.00%	0	0.00%	0	0.00%
	Under Votes:	0	0.00%	0	0.00%	8	3.54%	8	3.54%

Precinct Report — Unofficial

PRESIDENTIAL PREFERENCE AND REGULAR PRIMARY — OFFICIAL BALLOT FOR MADISON COUNTY — May 17, 2016

05/17/2016 07:36 PM

Total Number of Voters : 12,316 of 0 = 0.00%

Precincts Reporting 46 of 46 = 100.00%

Party	Candidate	Absentee		Early		Election		Total	
Precinct A104 (Ballots Cast: 322)									
UNITED STATES REPRESENTATIVE In CONGRESS 6th Congressional District, Vote For 1									
	Nancy Jo KEMPER	0	0.00%	0	0.00%	173	79.00%	173	79.00%
	Michael COBLENZ	0	0.00%	0	0.00%	15	6.85%	15	6.85%
	Geoffrey M. "Geoff" YOUNG	0	0.00%	0	0.00%	31	14.16%	31	14.16%
	Cast Votes:	0	0.00%	0	0.00%	219	96.90%	219	96.90%
	Over Votes:	0	0.00%	0	0.00%	0	0.00%	0	0.00%
	Under Votes:	0	0.00%	0	0.00%	7	3.10%	7	3.10%

Total Number of Voters : 12,316 of 0 = 0.00%

Precincts Reporting 46 of 46 = 100.00%

Party	Candidate	Absentee		Early		Election		Total	
Precinct A105 (Ballots Cast: 291)									
UNITED STATES SENATOR, Vote For 1									
	Stephen Howard SLAUGHTER	0	0.00%	0	0.00%	4	4.94%	4	4.94%
	James R. GOULD	0	0.00%	0	0.00%	3	3.70%	3	3.70%
	Rand PAUL	0	0.00%	0	0.00%	74	91.36%	74	91.36%
	Cast Votes:	0	0.00%	0	0.00%	81	98.78%	81	98.78%
	Over Votes:	0	0.00%	0	0.00%	0	0.00%	0	0.00%
	Under Votes:	0	0.00%	0	0.00%	1	1.22%	1	1.22%
UNITED STATES REPRESENTATIVE in CONGRESS 6th Congressional District, Vote For 1									
	Roger Q. BRILL	0	0.00%	0	0.00%	7	8.54%	7	8.54%
	Andy BARR	0	0.00%	0	0.00%	75	91.46%	75	91.46%
	Cast Votes:	0	0.00%	0	0.00%	82	100.00%	82	100.00%
	Over Votes:	0	0.00%	0	0.00%	0	0.00%	0	0.00%
	Under Votes:	0	0.00%	0	0.00%	0	0.00%	0	0.00%
PRESIDENT of the UNITED STATES, Vote For 1									
	Martin J. O'MALLEY	0	0.00%	0	0.00%	1	0.48%	1	0.48%
	Bernard "Bernie" SANDERS	0	0.00%	0	0.00%	113	54.07%	113	54.07%
	Hillary CLINTON	0	0.00%	0	0.00%	88	42.11%	88	42.11%
	Roque Rocky DE LA FUENTE	0	0.00%	0	0.00%	1	0.48%	1	0.48%
	"UNCOMMITTED"	0	0.00%	0	0.00%	6	2.87%	6	2.87%
	Cast Votes:	0	0.00%	0	0.00%	209	100.00%	209	100.00%
	Over Votes:	0	0.00%	0	0.00%	0	0.00%	0	0.00%
	Under Votes:	0	0.00%	0	0.00%	0	0.00%	0	0.00%
UNITED STATES SENATOR, Vote For 1									
	Grant T. SHORT	0	0.00%	0	0.00%	6	3.00%	6	3.00%
	Sellus WILDER	0	0.00%	0	0.00%	46	23.00%	46	23.00%
	Jim GRAY	0	0.00%	0	0.00%	139	69.50%	139	69.50%
	Rory HOULIHAN	0	0.00%	0	0.00%	2	1.00%	2	1.00%
	Jeff KENDER	0	0.00%	0	0.00%	2	1.00%	2	1.00%
	Ron LEACH	0	0.00%	0	0.00%	2	1.00%	2	1.00%
	Tom RECKTENWALD	0	0.00%	0	0.00%	3	1.50%	3	1.50%
	Cast Votes:	0	0.00%	0	0.00%	200	95.69%	200	95.69%
	Over Votes:	0	0.00%	0	0.00%	0	0.00%	0	0.00%
	Under Votes:	0	0.00%	0	0.00%	9	4.31%	9	4.31%
UNITED STATES REPRESENTATIVE in CONGRESS 6th Congressional District, Vote For 1									
	Nancy Jo KEMPER	0	0.00%	0	0.00%	167	86.08%	167	86.08%
	Michael COBLENZ	0	0.00%	0	0.00%	5	2.58%	5	2.58%
	Geoffrey M. "Geoff" YOUNG	0	0.00%	0	0.00%	22	11.34%	22	11.34%
	Cast Votes:	0	0.00%	0	0.00%	194	92.82%	194	92.82%
	Over Votes:	0	0.00%	0	0.00%	0	0.00%	0	0.00%
	Under Votes:	0	0.00%	0	0.00%	15	7.18%	15	7.18%

Total Number of Voters : 12,316 of 0 = 0.00%

Precincts Reporting 46 of 46 = 100.00%

Party	Candidate	Absentee		Early		Election		Total	
Precinct A106 (Ballots Cast: 413)									
UNITED STATES SENATOR, Vote For 1									
	Stephen Howard SLAUGHTER	0	0.00%	0	0.00%	9	7.83%	9	7.83%
	James R. GOULD	0	0.00%	0	0.00%	6	5.22%	6	5.22%
	Rand PAUL	0	0.00%	0	0.00%	100	86.96%	100	86.96%
	Cast Votes:	0	0.00%	0	0.00%	115	99.14%	115	99.14%
	Over Votes:	0	0.00%	0	0.00%	0	0.00%	0	0.00%
	Under Votes:	0	0.00%	0	0.00%	1	0.86%	1	0.86%
UNITED STATES REPRESENTATIVE in CONGRESS 6th Congressional District, Vote For 1									
	Roger Q. BRILL	0	0.00%	0	0.00%	15	13.04%	15	13.04%
	Andy BARR	0	0.00%	0	0.00%	100	86.96%	100	86.96%
	Cast Votes:	0	0.00%	0	0.00%	115	99.14%	115	99.14%
	Over Votes:	0	0.00%	0	0.00%	0	0.00%	0	0.00%
	Under Votes:	0	0.00%	0	0.00%	1	0.86%	1	0.86%
PRESIDENT of the UNITED STATES, Vote For 1									
	Martin J. O'MALLEY	0	0.00%	0	0.00%	1	0.34%	1	0.34%
	Bernard "Bernie" SANDERS	0	0.00%	0	0.00%	181	61.15%	181	61.15%
	Hillary CLINTON	0	0.00%	0	0.00%	105	35.47%	105	35.47%
	Roque Rocky DE LA FUENTE	0	0.00%	0	0.00%	0	0.00%	0	0.00%
	"UNCOMMITTED"	0	0.00%	0	0.00%	9	3.04%	9	3.04%
	Cast Votes:	0	0.00%	0	0.00%	296	99.66%	296	99.66%
	Over Votes:	0	0.00%	0	0.00%	0	0.00%	0	0.00%
	Under Votes:	0	0.00%	0	0.00%	1	0.34%	1	0.34%
UNITED STATES SENATOR, Vote For 1									
	Grant T. SHORT	0	0.00%	0	0.00%	9	3.19%	9	3.19%
	Sellus WILDER	0	0.00%	0	0.00%	81	28.72%	81	28.72%
	Jim GRAY	0	0.00%	0	0.00%	173	61.35%	173	61.35%
	Rory HOULIHAN	0	0.00%	0	0.00%	5	1.77%	5	1.77%
	Jeff KENDER	0	0.00%	0	0.00%	9	3.19%	9	3.19%
	Ron LEACH	0	0.00%	0	0.00%	4	1.42%	4	1.42%
	Tom RECKTENWALD	0	0.00%	0	0.00%	1	0.35%	1	0.35%
	Cast Votes:	0	0.00%	0	0.00%	282	94.95%	282	94.95%
	Over Votes:	0	0.00%	0	0.00%	0	0.00%	0	0.00%
	Under Votes:	0	0.00%	0	0.00%	15	5.05%	15	5.05%
UNITED STATES REPRESENTATIVE in CONGRESS 6th Congressional District, Vote For 1									
	Nancy Jo KEMPER	0	0.00%	0	0.00%	229	82.67%	229	82.67%
	Michael COBLENZ	0	0.00%	0	0.00%	9	3.25%	9	3.25%
	Geoffrey M. "Geoff" YOUNG	0	0.00%	0	0.00%	39	14.08%	39	14.08%
	Cast Votes:	0	0.00%	0	0.00%	277	93.27%	277	93.27%
	Over Votes:	0	0.00%	0	0.00%	0	0.00%	0	0.00%
	Under Votes:	0	0.00%	0	0.00%	20	6.73%	20	6.73%

Precinct Report — Unofficial

PRESIDENTIAL PREFERENCE AND REGULAR PRIMARY — OFFICIAL BALLOT FOR MADISON COUNTY — May 17, 2016

05/17/2016 07:36 PM

Total Number of Voters : 12,316 of 0 = 0.00%

Precincts Reporting 46 of 46 = 100.00%

Party	Candidate	Absentee		Early		Election		Total	
Precinct A107 (Ballots Cast: 304)									
UNITED STATES SENATOR, Vote For 1									
	Stephen Howard SLAUGHTER	0	0.00%	0	0.00%	7	5.56%	7	5.56%
	James R. GOULD	0	0.00%	0	0.00%	11	8.73%	11	8.73%
	Rand PAUL	0	0.00%	0	0.00%	108	85.71%	108	85.71%
	Cast Votes:	0	0.00%	0	0.00%	126	100.00%	126	100.00%
	Over Votes:	0	0.00%	0	0.00%	0	0.00%	0	0.00%
	Under Votes:	0	0.00%	0	0.00%	0	0.00%	0	0.00%
UNITED STATES REPRESENTATIVE in CONGRESS 6th Congressional District, Vote For 1									
	Roger Q. BRILL	0	0.00%	0	0.00%	14	11.38%	14	11.38%
	Andy BARR	0	0.00%	0	0.00%	109	88.62%	109	88.62%
	Cast Votes:	0	0.00%	0	0.00%	123	97.62%	123	97.62%
	Over Votes:	0	0.00%	0	0.00%	0	0.00%	0	0.00%
	Under Votes:	0	0.00%	0	0.00%	3	2.38%	3	2.38%
PRESIDENT of the UNITED STATES, Vote For 1									
	Martin J. O'MALLEY	0	0.00%	0	0.00%	3	1.69%	3	1.69%
	Bernard "Bernie" SANDERS	0	0.00%	0	0.00%	98	55.06%	98	55.06%
	Hillary CLINTON	0	0.00%	0	0.00%	68	38.20%	68	38.20%
	Roque Rocky DE LA FUENTE	0	0.00%	0	0.00%	0	0.00%	0	0.00%
	"UNCOMMITTED"	0	0.00%	0	0.00%	9	5.06%	9	5.06%
	Cast Votes:	0	0.00%	0	0.00%	178	100.00%	178	100.00%
	Over Votes:	0	0.00%	0	0.00%	0	0.00%	0	0.00%
	Under Votes:	0	0.00%	0	0.00%	0	0.00%	0	0.00%
UNITED STATES SENATOR, Vote For 1									
	Grant T. SHORT	0	0.00%	0	0.00%	16	9.36%	16	9.36%
	Sellus WILDER	0	0.00%	0	0.00%	29	16.96%	29	16.96%
	Jim GRAY	0	0.00%	0	0.00%	108	63.16%	108	63.16%
	Rory HOULIHAN	0	0.00%	0	0.00%	2	1.17%	2	1.17%
	Jeff KENDER	0	0.00%	0	0.00%	4	2.34%	4	2.34%
	Ron LEACH	0	0.00%	0	0.00%	8	4.68%	8	4.68%
	Tom RECKTENWALD	0	0.00%	0	0.00%	4	2.34%	4	2.34%
	Cast Votes:	0	0.00%	0	0.00%	171	96.07%	171	96.07%
	Over Votes:	0	0.00%	0	0.00%	0	0.00%	0	0.00%
	Under Votes:	0	0.00%	0	0.00%	7	3.93%	7	3.93%
UNITED STATES REPRESENTATIVE in CONGRESS 6th Congressional District, Vote For 1									
	Nancy Jo KEMPER	0	0.00%	0	0.00%	112	70.00%	112	70.00%
	Michael COBLENZ	0	0.00%	0	0.00%	9	5.63%	9	5.63%
	Geoffrey M. "Geoff" YOUNG	0	0.00%	0	0.00%	39	24.38%	39	24.38%
	Cast Votes:	0	0.00%	0	0.00%	160	89.89%	160	89.89%
	Over Votes:	0	0.00%	0	0.00%	0	0.00%	0	0.00%
	Under Votes:	0	0.00%	0	0.00%	18	10.11%	18	10.11%

Precinct Report — Unofficial

PRESIDENTIAL PREFERENCE AND REGULAR PRIMARY — OFFICIAL BALLOT FOR MADISON COUNTY — May 17, 2016

05/17/2016 07:36 PM

Total Number of Voters : 12,316 of 0 = 0.00%

Precincts Reporting 46 of 46 = 100.00%

Party	Candidate	Absentee		Early		Election		Total	
Precinct A108 (Ballots Cast: 254)									
UNITED STATES SENATOR, Vote For 1									
	Stephen Howard SLAUGHTER	0	0.00%	0	0.00%	5	4.85%	5	4.85%
	James R. GOULD	0	0.00%	0	0.00%	7	6.80%	7	6.80%
	Rand PAUL	0	0.00%	0	0.00%	91	88.35%	91	88.35%
	Cast Votes:	0	0.00%	0	0.00%	103	95.37%	103	95.37%
	Over Votes:	0	0.00%	0	0.00%	0	0.00%	0	0.00%
	Under Votes:	0	0.00%	0	0.00%	5	4.63%	5	4.63%
UNITED STATES REPRESENTATIVE in CONGRESS 6th Congressional District, Vote For 1									
	Roger Q. BRILL	0	0.00%	0	0.00%	12	11.21%	12	11.21%
	Andy BARR	0	0.00%	0	0.00%	95	88.79%	95	88.79%
	Cast Votes:	0	0.00%	0	0.00%	107	99.07%	107	99.07%
	Over Votes:	0	0.00%	0	0.00%	0	0.00%	0	0.00%
	Under Votes:	0	0.00%	0	0.00%	1	0.93%	1	0.93%
PRESIDENT of the UNITED STATES, Vote For 1									
	Martin J. O'MALLEY	0	0.00%	0	0.00%	1	0.69%	1	0.69%
	Bernard "Bernie" SANDERS	0	0.00%	0	0.00%	89	61.81%	89	61.81%
	Hillary CLINTON	0	0.00%	0	0.00%	48	33.33%	48	33.33%
	Roque Rocky DE LA FUENTE	0	0.00%	0	0.00%	0	0.00%	0	0.00%
	"UNCOMMITTED"	0	0.00%	0	0.00%	6	4.17%	6	4.17%
	Cast Votes:	0	0.00%	0	0.00%	144	98.63%	144	98.63%
	Over Votes:	0	0.00%	0	0.00%	0	0.00%	0	0.00%
	Under Votes:	0	0.00%	0	0.00%	2	1.37%	2	1.37%
UNITED STATES SENATOR, Vote For 1									
	Grant T. SHORT	0	0.00%	0	0.00%	8	5.59%	8	5.59%
	Sellus WILDER	0	0.00%	0	0.00%	23	16.08%	23	16.08%
	Jim GRAY	0	0.00%	0	0.00%	101	70.63%	101	70.63%
	Rory HOULIHAN	0	0.00%	0	0.00%	2	1.40%	2	1.40%
	Jeff KENDER	0	0.00%	0	0.00%	2	1.40%	2	1.40%
	Ron LEACH	0	0.00%	0	0.00%	5	3.50%	5	3.50%
	Tom RECKTENWALD	0	0.00%	0	0.00%	2	1.40%	2	1.40%
	Cast Votes:	0	0.00%	0	0.00%	143	97.95%	143	97.95%
	Over Votes:	0	0.00%	0	0.00%	0	0.00%	0	0.00%
	Under Votes:	0	0.00%	0	0.00%	3	2.05%	3	2.05%
UNITED STATES REPRESENTATIVE in CONGRESS 6th Congressional District, Vote For 1									
	Nancy Jo KEMPER	0	0.00%	0	0.00%	100	74.07%	100	74.07%
	Michael COBLENZ	0	0.00%	0	0.00%	7	5.19%	7	5.19%
	Geoffrey M. "Geoff" YOUNG	0	0.00%	0	0.00%	28	20.74%	28	20.74%
	Cast Votes:	0	0.00%	0	0.00%	135	92.47%	135	92.47%
	Over Votes:	0	0.00%	0	0.00%	0	0.00%	0	0.00%
	Under Votes:	0	0.00%	0	0.00%	11	7.53%	11	7.53%

Total Number of Voters : 12,316 of 0 = 0.00%

Precincts Reporting 46 of 46 = 100.00%

Party	Candidate	Absentee		Early		Election		Total	
Precinct A109 (Ballots Cast: 380)									
UNITED STATES SENATOR, Vote For 1									
	Stephen Howard SLAUGHTER	0	0.00%	0	0.00%	11	7.43%	11	7.43%
	James R. GOULD	0	0.00%	0	0.00%	9	6.08%	9	6.08%
	Rand PAUL	0	0.00%	0	0.00%	128	86.49%	128	86.49%
	Cast Votes:	0	0.00%	0	0.00%	148	98.67%	148	98.67%
	Over Votes:	0	0.00%	0	0.00%	0	0.00%	0	0.00%
	Under Votes:	0	0.00%	0	0.00%	2	1.33%	2	1.33%
UNITED STATES REPRESENTATIVE in CONGRESS 6th Congressional District, Vote For 1									
	Roger Q. BRILL	0	0.00%	0	0.00%	21	14.00%	21	14.00%
	Andy BARR	0	0.00%	0	0.00%	129	86.00%	129	86.00%
	Cast Votes:	0	0.00%	0	0.00%	150	100.00%	150	100.00%
	Over Votes:	0	0.00%	0	0.00%	0	0.00%	0	0.00%
	Under Votes:	0	0.00%	0	0.00%	0	0.00%	0	0.00%
PRESIDENT of the UNITED STATES, Vote For 1									
	Martin J. O'MALLEY	0	0.00%	0	0.00%	2	0.87%	2	0.87%
	Bernard "Bernie" SANDERS	0	0.00%	0	0.00%	138	60.00%	138	60.00%
	Hillary CLINTON	0	0.00%	0	0.00%	66	28.70%	66	28.70%
	Roque Rocky DE LA FUENTE	0	0.00%	0	0.00%	1	0.43%	1	0.43%
	"UNCOMMITTED"	0	0.00%	0	0.00%	23	10.00%	23	10.00%
	Cast Votes:	0	0.00%	0	0.00%	230	100.00%	230	100.00%
	Over Votes:	0	0.00%	0	0.00%	0	0.00%	0	0.00%
	Under Votes:	0	0.00%	0	0.00%	0	0.00%	0	0.00%
UNITED STATES SENATOR, Vote For 1									
	Grant T. SHORT	0	0.00%	0	0.00%	14	6.60%	14	6.60%
	Sellus WILDER	0	0.00%	0	0.00%	39	18.40%	39	18.40%
	Jim GRAY	0	0.00%	0	0.00%	143	67.45%	143	67.45%
	Rory HOULIHAN	0	0.00%	0	0.00%	4	1.89%	4	1.89%
	Jeff KENDER	0	0.00%	0	0.00%	2	0.94%	2	0.94%
	Ron LEACH	0	0.00%	0	0.00%	6	2.83%	6	2.83%
	Tom RECKTENWALD	0	0.00%	0	0.00%	4	1.89%	4	1.89%
	Cast Votes:	0	0.00%	0	0.00%	212	92.17%	212	92.17%
	Over Votes:	0	0.00%	0	0.00%	0	0.00%	0	0.00%
	Under Votes:	0	0.00%	0	0.00%	18	7.83%	18	7.83%
UNITED STATES REPRESENTATIVE in CONGRESS 6th Congressional District, Vote For 1									
	Nancy Jo KEMPER	0	0.00%	0	0.00%	150	72.46%	150	72.46%
	Michael COBLENZ	0	0.00%	0	0.00%	20	9.66%	20	9.66%
	Geoffrey M. "Geoff" YOUNG	0	0.00%	0	0.00%	37	17.87%	37	17.87%
	Cast Votes:	0	0.00%	0	0.00%	207	90.00%	207	90.00%
	Over Votes:	0	0.00%	0	0.00%	0	0.00%	0	0.00%
	Under Votes:	0	0.00%	0	0.00%	23	10.00%	23	10.00%

Total Number of Voters : 12,316 of 0 = 0.00%

Precincts Reporting 46 of 46 = 100.00%

Party	Candidate	Absentee		Early		Election		Total	
Precinct A110 (Ballots Cast: 172)									
UNITED STATES SENATOR, Vote For 1									
	Stephen Howard SLAUGHTER	0	0.00%	0	0.00%	3	4.29%	3	4.29%
	James R. GOULD	0	0.00%	0	0.00%	7	10.00%	7	10.00%
	Rand PAUL	0	0.00%	0	0.00%	60	85.71%	60	85.71%
	Cast Votes:	0	0.00%	0	0.00%	70	97.22%	70	97.22%
	Over Votes:	0	0.00%	0	0.00%	0	0.00%	0	0.00%
	Under Votes:	0	0.00%	0	0.00%	2	2.78%	2	2.78%
UNITED STATES REPRESENTATIVE In CONGRESS 6th Congressional District, Vote For 1									
	Roger Q. BRILL	0	0.00%	0	0.00%	8	11.11%	8	11.11%
	Andy BARR	0	0.00%	0	0.00%	64	88.89%	64	88.89%
	Cast Votes:	0	0.00%	0	0.00%	72	100.00%	72	100.00%
	Over Votes:	0	0.00%	0	0.00%	0	0.00%	0	0.00%
	Under Votes:	0	0.00%	0	0.00%	0	0.00%	0	0.00%
PRESIDENT of the UNITED STATES, Vote For 1									
	Martin J. O'MALLEY	0	0.00%	0	0.00%	0	0.00%	0	0.00%
	Bernard "Bernie" SANDERS	0	0.00%	0	0.00%	49	50.00%	49	50.00%
	Hillary CLINTON	0	0.00%	0	0.00%	41	41.84%	41	41.84%
	Roque Rocky DE LA FUENTE	0	0.00%	0	0.00%	1	1.02%	1	1.02%
	"UNCOMMITTED"	0	0.00%	0	0.00%	7	7.14%	7	7.14%
	Cast Votes:	0	0.00%	0	0.00%	98	98.00%	98	98.00%
	Over Votes:	0	0.00%	0	0.00%	0	0.00%	0	0.00%
	Under Votes:	0	0.00%	0	0.00%	2	2.00%	2	2.00%
UNITED STATES SENATOR, Vote For 1									
	Grant T. SHORT	0	0.00%	0	0.00%	2	2.15%	2	2.15%
	Sellus WILDER	0	0.00%	0	0.00%	11	11.83%	11	11.83%
	Jim GRAY	0	0.00%	0	0.00%	71	76.34%	71	76.34%
	Rory HOULIHAN	0	0.00%	0	0.00%	2	2.15%	2	2.15%
	Jeff KENDER	0	0.00%	0	0.00%	2	2.15%	2	2.15%
	Ron LEACH	0	0.00%	0	0.00%	2	2.15%	2	2.15%
	Tom RECKTENWALD	0	0.00%	0	0.00%	3	3.23%	3	3.23%
	Cast Votes:	0	0.00%	0	0.00%	93	93.00%	93	93.00%
	Over Votes:	0	0.00%	0	0.00%	0	0.00%	0	0.00%
	Under Votes:	0	0.00%	0	0.00%	7	7.00%	7	7.00%
UNITED STATES REPRESENTATIVE in CONGRESS 6th Congressional District, Vote For 1									
	Nancy Jo KEMPER	0	0.00%	0	0.00%	65	73.03%	65	73.03%
	Michael COBLENZ	0	0.00%	0	0.00%	7	7.87%	7	7.87%
	Geoffrey M. "Geoff" YOUNG	0	0.00%	0	0.00%	17	19.10%	17	19.10%
	Cast Votes:	0	0.00%	0	0.00%	89	89.00%	89	89.00%
	Over Votes:	0	0.00%	0	0.00%	0	0.00%	0	0.00%
	Under Votes:	0	0.00%	0	0.00%	11	11.00%	11	11.00%

Party	Candidate	Absentee		Early		Election		Total	
Precinct B101 (Ballots Cast: 386)									
UNITED STATES SENATOR, Vote For 1									
	Stephen Howard SLAUGHTER	0	0.00%	0	0.00%	6	6.06%	6	6.06%
	James R. GOULD	0	0.00%	0	0.00%	5	5.05%	5	5.05%
	Rand PAUL	0	0.00%	0	0.00%	88	88.89%	88	88.89%
	Cast Votes:	0	0.00%	0	0.00%	99	100.00%	99	100.00%
	Over Votes:	0	0.00%	0	0.00%	0	0.00%	0	0.00%
	Under Votes:	0	0.00%	0	0.00%	0	0.00%	0	0.00%
UNITED STATES REPRESENTATIVE in CONGRESS 6th Congressional District, Vote For 1									
	Roger Q. BRILL	0	0.00%	0	0.00%	19	19.19%	19	19.19%
	Andy BARR	0	0.00%	0	0.00%	80	80.81%	80	80.81%
	Cast Votes:	0	0.00%	0	0.00%	99	100.00%	99	100.00%
	Over Votes:	0	0.00%	0	0.00%	0	0.00%	0	0.00%
	Under Votes:	0	0.00%	0	0.00%	0	0.00%	0	0.00%
STATE REPRESENTATIVE 81st Representative District, Vote For 1									
	C. Wesley MORGAN	0	0.00%	0	0.00%	68	70.10%	68	70.10%
	Gus LaFONTAINE	0	0.00%	0	0.00%	29	29.90%	29	29.90%
	Cast Votes:	0	0.00%	0	0.00%	97	97.98%	97	97.98%
	Over Votes:	0	0.00%	0	0.00%	0	0.00%	0	0.00%
	Under Votes:	0	0.00%	0	0.00%	2	2.02%	2	2.02%
PRESIDENT of the UNITED STATES, Vote For 1									
	Martin J. O'MALLEY	0	0.00%	0	0.00%	2	0.70%	2	0.70%
	Bernard "Bernie" SANDERS	0	0.00%	0	0.00%	179	63.03%	179	63.03%
	Hillary CLINTON	0	0.00%	0	0.00%	94	33.10%	94	33.10%
	Roque Rocky DE LA FUENTE	0	0.00%	0	0.00%	1	0.35%	1	0.35%
	"UNCOMMITTED"	0	0.00%	0	0.00%	8	2.82%	8	2.82%
	Cast Votes:	0	0.00%	0	0.00%	284	98.95%	284	98.95%
	Over Votes:	0	0.00%	0	0.00%	0	0.00%	0	0.00%
	Under Votes:	0	0.00%	0	0.00%	3	1.05%	3	1.05%
UNITED STATES SENATOR, Vote For 1									
	Grant T. SHORT	0	0.00%	0	0.00%	13	4.71%	13	4.71%
	Sellus WILDER	0	0.00%	0	0.00%	37	13.41%	37	13.41%
	Jim GRAY	0	0.00%	0	0.00%	204	73.91%	204	73.91%
	Rory HOULIHAN	0	0.00%	0	0.00%	7	2.54%	7	2.54%
	Jeff KENDER	0	0.00%	0	0.00%	8	2.90%	8	2.90%
	Ron LEACH	0	0.00%	0	0.00%	5	1.81%	5	1.81%
	Tom RECKTENWALD	0	0.00%	0	0.00%	2	0.72%	2	0.72%
	Cast Votes:	0	0.00%	0	0.00%	276	96.17%	276	96.17%
	Over Votes:	0	0.00%	0	0.00%	0	0.00%	0	0.00%
	Under Votes:	0	0.00%	0	0.00%	11	3.83%	11	3.83%

Precinct Report — Unofficial

PRESIDENTIAL PREFERENCE AND REGULAR PRIMARY — OFFICIAL BALLOT FOR MADISON COUNTY — May 17, 2016

05/17/2016 07:36 PM

Total Number of Voters : 12,316 of 0 = 0.00%

Precincts Reporting 46 of 46 = 100.00%

Party	Candidate	Absentee		Early		Election		Total	
Precinct B101 (Ballots Cast: 386)									
UNITED STATES REPRESENTATIVE In CONGRESS 6th Congressional District, Vote For 1									
	Nancy Jo KEMPER	0	0.00%	0	0.00%	198	74.44%	198	74.44%
	Michael COBLENZ	0	0.00%	0	0.00%	15	5.64%	15	5.64%
	Geoffrey M. "Geoff" YOUNG	0	0.00%	0	0.00%	53	19.92%	53	19.92%
	Cast Votes:	0	0.00%	0	0.00%	266	92.68%	266	92.68%
	Over Votes:	0	0.00%	0	0.00%	0	0.00%	0	0.00%
	Under Votes:	0	0.00%	0	0.00%	21	7.32%	21	7.32%

Total Number of Voters : 12,316 of 0 = 0.00%

Precincts Reporting 46 of 46 = 100.00%

Party	Candidate	Absentee		Early		Election		Total	
Precinct B102 (Ballots Cast: 236)									
UNITED STATES SENATOR, Vote For 1									
	Stephen Howard SLAUGHTER	0	0.00%	0	0.00%	4	5.06%	4	5.06%
	James R. GOULD	0	0.00%	0	0.00%	5	6.33%	5	6.33%
	Rand PAUL	0	0.00%	0	0.00%	70	88.61%	70	88.61%
	Cast Votes:	0	0.00%	0	0.00%	79	100.00%	79	100.00%
	Over Votes:	0	0.00%	0	0.00%	0	0.00%	0	0.00%
	Under Votes:	0	0.00%	0	0.00%	0	0.00%	0	0.00%
UNITED STATES REPRESENTATIVE in CONGRESS 6th Congressional District, Vote For 1									
	Roger Q. BRILL	0	0.00%	0	0.00%	11	14.29%	11	14.29%
	Andy BARR	0	0.00%	0	0.00%	66	85.71%	66	85.71%
	Cast Votes:	0	0.00%	0	0.00%	77	97.47%	77	97.47%
	Over Votes:	0	0.00%	0	0.00%	0	0.00%	0	0.00%
	Under Votes:	0	0.00%	0	0.00%	2	2.53%	2	2.53%
STATE REPRESENTATIVE 81st Representative District, Vote For 1									
	C. Wesley MORGAN	0	0.00%	0	0.00%	46	59.74%	46	59.74%
	Gus LaFONTAINE	0	0.00%	0	0.00%	31	40.26%	31	40.26%
	Cast Votes:	0	0.00%	0	0.00%	77	97.47%	77	97.47%
	Over Votes:	0	0.00%	0	0.00%	0	0.00%	0	0.00%
	Under Votes:	0	0.00%	0	0.00%	2	2.53%	2	2.53%
PRESIDENT of the UNITED STATES, Vote For 1									
	Martin J. O'MALLEY	0	0.00%	0	0.00%	2	1.29%	2	1.29%
	Bernard "Bernie" SANDERS	0	0.00%	0	0.00%	68	43.87%	68	43.87%
	Hillary CLINTON	0	0.00%	0	0.00%	80	51.61%	80	51.61%
	Roque Rocky DE LA FUENTE	0	0.00%	0	0.00%	0	0.00%	0	0.00%
	"UNCOMMITTED"	0	0.00%	0	0.00%	5	3.23%	5	3.23%
	Cast Votes:	0	0.00%	0	0.00%	155	98.73%	155	98.73%
	Over Votes:	0	0.00%	0	0.00%	0	0.00%	0	0.00%
	Under Votes:	0	0.00%	0	0.00%	2	1.27%	2	1.27%
UNITED STATES SENATOR, Vote For 1									
	Grant T. SHORT	0	0.00%	0	0.00%	5	3.40%	5	3.40%
	Sellus WILDER	0	0.00%	0	0.00%	7	4.76%	7	4.76%
	Jim GRAY	0	0.00%	0	0.00%	118	80.27%	118	80.27%
	Rory HOULIHAN	0	0.00%	0	0.00%	6	4.08%	6	4.08%
	Jeff KENDER	0	0.00%	0	0.00%	0	0.00%	0	0.00%
	Ron LEACH	0	0.00%	0	0.00%	5	3.40%	5	3.40%
	Tom RECKTENWALD	0	0.00%	0	0.00%	6	4.08%	6	4.08%
	Cast Votes:	0	0.00%	0	0.00%	147	93.63%	147	93.63%
	Over Votes:	0	0.00%	0	0.00%	0	0.00%	0	0.00%
	Under Votes:	0	0.00%	0	0.00%	10	6.37%	10	6.37%

Precinct Report — Unofficial

PRESIDENTIAL PREFERENCE AND REGULAR PRIMARY — OFFICIAL BALLOT FOR MADISON COUNTY — May 17, 2016

05/17/2016 07:36 PM

Total Number of Voters : 12,316 of 0 = 0.00%

Precincts Reporting 46 of 46 = 100.00%

Party	Candidate	Absentee		Early		Election		Total	
Precinct B102 (Ballots Cast: 236)									
UNITED STATES REPRESENTATIVE in CONGRESS 6th Congressional District, Vote For 1									
	Nancy Jo KEMPER	0	0.00%	0	0.00%	95	69.85%	95	69.85%
	Michael COBLENZ	0	0.00%	0	0.00%	15	11.03%	15	11.03%
	Geoffrey M. "Geoff" YOUNG	0	0.00%	0	0.00%	26	19.12%	26	19.12%
	Cast Votes:	0	0.00%	0	0.00%	136	86.62%	136	86.62%
	Over Votes:	0	0.00%	0	0.00%	0	0.00%	0	0.00%
	Under Votes:	0	0.00%	0	0.00%	21	13.38%	21	13.38%

Total Number of Voters : 12,316 of 0 = 0.00%

Precincts Reporting 46 of 46 = 100.00%

Party	Candidate	Absentee		Early		Election		Total	
Precinct B103 (Ballots Cast: 374)									
UNITED STATES SENATOR, Vote For 1									
	Stephen Howard SLAUGHTER	0	0.00%	0	0.00%	10	8.77%	10	8.77%
	James R. GOULD	0	0.00%	0	0.00%	5	4.39%	5	4.39%
	Rand PAUL	0	0.00%	0	0.00%	99	86.84%	99	86.84%
	Cast Votes:	0	0.00%	0	0.00%	114	97.44%	114	97.44%
	Over Votes:	0	0.00%	0	0.00%	0	0.00%	0	0.00%
	Under Votes:	0	0.00%	0	0.00%	3	2.56%	3	2.56%
UNITED STATES REPRESENTATIVE in CONGRESS 6th Congressional District, Vote For 1									
	Roger Q. BRILL	0	0.00%	0	0.00%	10	8.93%	10	8.93%
	Andy BARR	0	0.00%	0	0.00%	102	91.07%	102	91.07%
	Cast Votes:	0	0.00%	0	0.00%	112	95.73%	112	95.73%
	Over Votes:	0	0.00%	0	0.00%	0	0.00%	0	0.00%
	Under Votes:	0	0.00%	0	0.00%	5	4.27%	5	4.27%
STATE REPRESENTATIVE 81st Representative District, Vote For 1									
	C. Wesley MORGAN	0	0.00%	0	0.00%	62	53.91%	62	53.91%
	Gus LaFONTAINE	0	0.00%	0	0.00%	53	46.09%	53	46.09%
	Cast Votes:	0	0.00%	0	0.00%	115	98.29%	115	98.29%
	Over Votes:	0	0.00%	0	0.00%	0	0.00%	0	0.00%
	Under Votes:	0	0.00%	0	0.00%	2	1.71%	2	1.71%
PRESIDENT of the UNITED STATES, Vote For 1									
	Martin J. O'MALLEY	0	0.00%	0	0.00%	1	0.39%	1	0.39%
	Bernard "Bernie" SANDERS	0	0.00%	0	0.00%	137	53.52%	137	53.52%
	Hillary CLINTON	0	0.00%	0	0.00%	111	43.36%	111	43.36%
	Roque Rocky DE LA FUENTE	0	0.00%	0	0.00%	1	0.39%	1	0.39%
	"UNCOMMITTED"	0	0.00%	0	0.00%	6	2.34%	6	2.34%
	Cast Votes:	0	0.00%	0	0.00%	256	99.61%	256	99.61%
	Over Votes:	0	0.00%	0	0.00%	0	0.00%	0	0.00%
	Under Votes:	0	0.00%	0	0.00%	1	0.39%	1	0.39%
UNITED STATES SENATOR, Vote For 1									
	Grant T. SHORT	0	0.00%	0	0.00%	9	3.64%	9	3.64%
	Sellus WILDER	0	0.00%	0	0.00%	25	10.12%	25	10.12%
	Jim GRAY	0	0.00%	0	0.00%	196	79.35%	196	79.35%
	Rory HOULIHAN	0	0.00%	0	0.00%	2	0.81%	2	0.81%
	Jeff KENDER	0	0.00%	0	0.00%	7	2.83%	7	2.83%
	Ron LEACH	0	0.00%	0	0.00%	1	0.40%	1	0.40%
	Tom RECKTENWALD	0	0.00%	0	0.00%	7	2.83%	7	2.83%
	Cast Votes:	0	0.00%	0	0.00%	247	96.11%	247	96.11%
	Over Votes:	0	0.00%	0	0.00%	0	0.00%	0	0.00%
	Under Votes:	0	0.00%	0	0.00%	10	3.89%	10	3.89%

Precinct Report — Unofficial

PRESIDENTIAL PREFERENCE AND REGULAR PRIMARY — OFFICIAL BALLOT FOR MADISON COUNTY — May 17, 2016

05/17/2016 07:36 PM

Total Number of Voters : 12,316 of 0 = 0.00%

Precincts Reporting 46 of 46 = 100.00%

Party	Candidate	Absentee		Early		Election		Total	
Precinct B103 (Ballots Cast: 374)									
UNITED STATES REPRESENTATIVE in CONGRESS 6th Congressional District, Vote For 1									
	Nancy Jo KEMPER	0	0.00%	0	0.00%	183	76.25%	183	76.25%
	Michael COBLENZ	0	0.00%	0	0.00%	14	5.83%	14	5.83%
	Geoffrey M. "Geoff" YOUNG	0	0.00%	0	0.00%	43	17.92%	43	17.92%
	Cast Votes:	0	0.00%	0	0.00%	240	93.39%	240	93.39%
	Over Votes:	0	0.00%	0	0.00%	0	0.00%	0	0.00%
	Under Votes:	0	0.00%	0	0.00%	17	6.61%	17	6.61%

Party	Candidate	Absentee		Early		Election		Total	
Precinct B104 (Ballots Cast: 260)									
UNITED STATES SENATOR, Vote For 1									
	Stephen Howard SLAUGHTER	0	0.00%	0	0.00%	11	8.33%	11	8.33%
	James R. GOULD	0	0.00%	0	0.00%	9	6.82%	9	6.82%
	Rand PAUL	0	0.00%	0	0.00%	112	84.85%	112	84.85%
	Cast Votes:	0	0.00%	0	0.00%	132	100.00%	132	100.00%
	Over Votes:	0	0.00%	0	0.00%	0	0.00%	0	0.00%
	Under Votes:	0	0.00%	0	0.00%	0	0.00%	0	0.00%
UNITED STATES REPRESENTATIVE in CONGRESS 6th Congressional District, Vote For 1									
	Roger Q. BRILL	0	0.00%	0	0.00%	19	14.62%	19	14.62%
	Andy BARR	0	0.00%	0	0.00%	111	85.38%	111	85.38%
	Cast Votes:	0	0.00%	0	0.00%	130	98.48%	130	98.48%
	Over Votes:	0	0.00%	0	0.00%	0	0.00%	0	0.00%
	Under Votes:	0	0.00%	0	0.00%	2	1.52%	2	1.52%
STATE REPRESENTATIVE 71st Representative District, Vote For 1									
	Buzz C. CARLOFTIS	0	0.00%	0	0.00%	16	12.21%	16	12.21%
	Jonathan SHELL	0	0.00%	0	0.00%	115	87.79%	115	87.79%
	Cast Votes:	0	0.00%	0	0.00%	131	99.24%	131	99.24%
	Over Votes:	0	0.00%	0	0.00%	0	0.00%	0	0.00%
	Under Votes:	0	0.00%	0	0.00%	1	0.76%	1	0.76%
PRESIDENT of the UNITED STATES, Vote For 1									
	Martin J. O'MALLEY	0	0.00%	0	0.00%	1	0.79%	1	0.79%
	Bernard "Bernie" SANDERS	0	0.00%	0	0.00%	72	56.69%	72	56.69%
	Hillary CLINTON	0	0.00%	0	0.00%	49	38.58%	49	38.58%
	Roque Rocky DE LA FUENTE	0	0.00%	0	0.00%	0	0.00%	0	0.00%
	"UNCOMMITTED"	0	0.00%	0	0.00%	5	3.94%	5	3.94%
	Cast Votes:	0	0.00%	0	0.00%	127	99.22%	127	99.22%
	Over Votes:	0	0.00%	0	0.00%	0	0.00%	0	0.00%
	Under Votes:	0	0.00%	0	0.00%	1	0.78%	1	0.78%
UNITED STATES SENATOR, Vote For 1									
	Grant T. SHORT	0	0.00%	0	0.00%	11	9.02%	11	9.02%
	Sellus WILDER	0	0.00%	0	0.00%	7	5.74%	7	5.74%
	Jim GRAY	0	0.00%	0	0.00%	93	76.23%	93	76.23%
	Rory HOULIHAN	0	0.00%	0	0.00%	4	3.28%	4	3.28%
	Jeff KENDER	0	0.00%	0	0.00%	2	1.64%	2	1.64%
	Ron LEACH	0	0.00%	0	0.00%	2	1.64%	2	1.64%
	Tom RECKTENWALD	0	0.00%	0	0.00%	3	2.46%	3	2.46%
	Cast Votes:	0	0.00%	0	0.00%	122	95.31%	122	95.31%
	Over Votes:	0	0.00%	0	0.00%	0	0.00%	0	0.00%
	Under Votes:	0	0.00%	0	0.00%	6	4.69%	6	4.69%

Total Number of Voters : 12,316 of 0 = 0.00%

Precincts Reporting 46 of 46 = 100.00%

Party	Candidate	Absentee		Early		Election		Total	
Precinct B104 (Ballots Cast: 260)									
UNITED STATES REPRESENTATIVE in CONGRESS 6th Congressional District, Vote For 1									
	Nancy Jo KEMPER	0	0.00%	0	0.00%	87	74.36%	87	74.36%
	Michael COBLENZ	0	0.00%	0	0.00%	9	7.69%	9	7.69%
	Geoffrey M. "Geoff" YOUNG	0	0.00%	0	0.00%	21	17.95%	21	17.95%
	Cast Votes:	0	0.00%	0	0.00%	117	91.41%	117	91.41%
	Over Votes:	0	0.00%	0	0.00%	0	0.00%	0	0.00%
	Under Votes:	0	0.00%	0	0.00%	11	8.59%	11	8.59%

Total Number of Voters : 12,316 of 0 = 0.00%

Precincts Reporting 46 of 46 = 100.00%

Party	Candidate	Absentee		Early		Election		Total	
Precinct B105 (Ballots Cast: 600)									
UNITED STATES SENATOR, Vote For 1									
	Stephen Howard SLAUGHTER	0	0.00%	0	0.00%	3	1.74%	3	1.74%
	James R. GOULD	0	0.00%	0	0.00%	6	3.49%	6	3.49%
	Rand PAUL	0	0.00%	0	0.00%	163	94.77%	163	94.77%
	Cast Votes:	0	0.00%	0	0.00%	172	98.29%	172	98.29%
	Over Votes:	0	0.00%	0	0.00%	0	0.00%	0	0.00%
	Under Votes:	0	0.00%	0	0.00%	3	1.71%	3	1.71%
UNITED STATES REPRESENTATIVE in CONGRESS 6th Congressional District, Vote For 1									
	Roger Q. BRILL	0	0.00%	0	0.00%	19	10.98%	19	10.98%
	Andy BARR	0	0.00%	0	0.00%	154	89.02%	154	89.02%
	Cast Votes:	0	0.00%	0	0.00%	173	98.86%	173	98.86%
	Over Votes:	0	0.00%	0	0.00%	0	0.00%	0	0.00%
	Under Votes:	0	0.00%	0	0.00%	2	1.14%	2	1.14%
STATE REPRESENTATIVE 81st Representative District, Vote For 1									
	C. Wesley MORGAN	0	0.00%	0	0.00%	85	49.71%	85	49.71%
	Gus LaFONTAINE	0	0.00%	0	0.00%	86	50.29%	86	50.29%
	Cast Votes:	0	0.00%	0	0.00%	171	97.71%	171	97.71%
	Over Votes:	0	0.00%	0	0.00%	0	0.00%	0	0.00%
	Under Votes:	0	0.00%	0	0.00%	4	2.29%	4	2.29%
PRESIDENT of the UNITED STATES, Vote For 1									
	Martin J. O'MALLEY	0	0.00%	0	0.00%	2	0.47%	2	0.47%
	Bernard "Bernie" SANDERS	0	0.00%	0	0.00%	182	42.92%	182	42.92%
	Hillary CLINTON	0	0.00%	0	0.00%	224	52.83%	224	52.83%
	Roque Rocky DE LA FUENTE	0	0.00%	0	0.00%	3	0.71%	3	0.71%
	"UNCOMMITTED"	0	0.00%	0	0.00%	13	3.07%	13	3.07%
	Cast Votes:	0	0.00%	0	0.00%	424	99.76%	424	99.76%
	Over Votes:	0	0.00%	0	0.00%	0	0.00%	0	0.00%
	Under Votes:	0	0.00%	0	0.00%	1	0.24%	1	0.24%
UNITED STATES SENATOR, Vote For 1									
	Grant T. SHORT	0	0.00%	0	0.00%	10	2.46%	10	2.46%
	Sellus WILDER	0	0.00%	0	0.00%	46	11.30%	46	11.30%
	Jim GRAY	0	0.00%	0	0.00%	324	79.61%	324	79.61%
	Rory HOULIHAN	0	0.00%	0	0.00%	4	0.98%	4	0.98%
	Jeff KENDER	0	0.00%	0	0.00%	6	1.47%	6	1.47%
	Ron LEACH	0	0.00%	0	0.00%	12	2.95%	12	2.95%
	Tom RECKTENWALD	0	0.00%	0	0.00%	5	1.23%	5	1.23%
	Cast Votes:	0	0.00%	0	0.00%	407	95.76%	407	95.76%
	Over Votes:	0	0.00%	0	0.00%	0	0.00%	0	0.00%
	Under Votes:	0	0.00%	0	0.00%	18	4.24%	18	4.24%

Precinct Report — Unofficial

PRESIDENTIAL PREFERENCE AND REGULAR PRIMARY — OFFICIAL BALLOT FOR MADISON COUNTY — May 17, 2016

05/17/2016 07:36 PM

Total Number of Voters : 12,316 of 0 = 0.00%

Precincts Reporting 46 of 46 = 100.00%

Party	Candidate	Absentee		Early		Election		Total	
Precinct B105 (Ballots Cast: 600)									
UNITED STATES REPRESENTATIVE in CONGRESS 6th Congressional District, Vote For 1									
	Nancy Jo KEMPER	0	0.00%	0	0.00%	311	79.95%	311	79.95%
	Michael COBLENZ	0	0.00%	0	0.00%	13	3.34%	13	3.34%
	Geoffrey M. "Geoff" YOUNG	0	0.00%	0	0.00%	65	16.71%	65	16.71%
	Cast Votes:	0	0.00%	0	0.00%	389	91.53%	389	91.53%
	Over Votes:	0	0.00%	0	0.00%	0	0.00%	0	0.00%
	Under Votes:	0	0.00%	0	0.00%	36	8.47%	36	8.47%

Total Number of Voters : 12,316 of 0 = 0.00%

Precincts Reporting 46 of 46 = 100.00%

Party	Candidate	Absentee		Early		Election		Total	
Precinct B106 (Ballots Cast: 148)									
UNITED STATES SENATOR, Vote For 1									
	Stephen Howard SLAUGHTER	0	0.00%	0	0.00%	2	6.25%	2	6.25%
	James R. GOULD	0	0.00%	0	0.00%	3	9.38%	3	9.38%
	Rand PAUL	0	0.00%	0	0.00%	27	84.38%	27	84.38%
	Cast Votes:	0	0.00%	0	0.00%	32	100.00%	32	100.00%
	Over Votes:	0	0.00%	0	0.00%	0	0.00%	0	0.00%
	Under Votes:	0	0.00%	0	0.00%	0	0.00%	0	0.00%
UNITED STATES REPRESENTATIVE in CONGRESS 6th Congressional District, Vote For 1									
	Roger Q. BRILL	0	0.00%	0	0.00%	8	25.00%	8	25.00%
	Andy BARR	0	0.00%	0	0.00%	24	75.00%	24	75.00%
	Cast Votes:	0	0.00%	0	0.00%	32	100.00%	32	100.00%
	Over Votes:	0	0.00%	0	0.00%	0	0.00%	0	0.00%
	Under Votes:	0	0.00%	0	0.00%	0	0.00%	0	0.00%
STATE REPRESENTATIVE 81st Representative District, Vote For 1									
	C. Wesley MORGAN	0	0.00%	0	0.00%	16	53.33%	16	53.33%
	Gus LaFONTAINE	0	0.00%	0	0.00%	14	46.67%	14	46.67%
	Cast Votes:	0	0.00%	0	0.00%	30	93.75%	30	93.75%
	Over Votes:	0	0.00%	0	0.00%	0	0.00%	0	0.00%
	Under Votes:	0	0.00%	0	0.00%	2	6.25%	2	6.25%
PRESIDENT of the UNITED STATES, Vote For 1									
	Martin J. O'MALLEY	0	0.00%	0	0.00%	2	1.72%	2	1.72%
	Bernard "Bernie" SANDERS	0	0.00%	0	0.00%	60	51.72%	60	51.72%
	Hillary CLINTON	0	0.00%	0	0.00%	52	44.83%	52	44.83%
	Roque Rocky DE LA FUENTE	0	0.00%	0	0.00%	0	0.00%	0	0.00%
	"UNCOMMITTED"	0	0.00%	0	0.00%	2	1.72%	2	1.72%
	Cast Votes:	0	0.00%	0	0.00%	116	100.00%	116	100.00%
	Over Votes:	0	0.00%	0	0.00%	0	0.00%	0	0.00%
	Under Votes:	0	0.00%	0	0.00%	0	0.00%	0	0.00%
UNITED STATES SENATOR, Vote For 1									
	Grant T. SHORT	0	0.00%	0	0.00%	3	2.65%	3	2.65%
	Sellus WILDER	0	0.00%	0	0.00%	26	23.01%	26	23.01%
	Jim GRAY	0	0.00%	0	0.00%	78	69.03%	78	69.03%
	Rory HOULIHAN	0	0.00%	0	0.00%	3	2.65%	3	2.65%
	Jeff KENDER	0	0.00%	0	0.00%	0	0.00%	0	0.00%
	Ron LEACH	0	0.00%	0	0.00%	1	0.88%	1	0.88%
	Tom RECKTENWALD	0	0.00%	0	0.00%	2	1.77%	2	1.77%
	Cast Votes:	0	0.00%	0	0.00%	113	97.41%	113	97.41%
	Over Votes:	0	0.00%	0	0.00%	0	0.00%	0	0.00%
	Under Votes:	0	0.00%	0	0.00%	3	2.59%	3	2.59%

Precinct Report — Unofficial

PRESIDENTIAL PREFERENCE AND REGULAR PRIMARY — OFFICIAL BALLOT FOR MADISON COUNTY — May 17, 2016

05/17/2016 07:36 PM

Total Number of Voters : 12,316 of 0 = 0.00%

Precincts Reporting 46 of 46 = 100.00%

Party	Candidate	Absentee		Early		Election		Total	
Precinct B106 (Ballots Cast: 148)									
UNITED STATES REPRESENTATIVE in CONGRESS 6th Congressional District, Vote For 1									
	Nancy Jo KEMPER	0	0.00%	0	0.00%	91	82.73%	91	82.73%
	Michael COBLENZ	0	0.00%	0	0.00%	5	4.55%	5	4.55%
	Geoffrey M. "Geoff" YOUNG	0	0.00%	0	0.00%	14	12.73%	14	12.73%
	Cast Votes:	0	0.00%	0	0.00%	110	94.83%	110	94.83%
	Over Votes:	0	0.00%	0	0.00%	0	0.00%	0	0.00%
	Under Votes:	0	0.00%	0	0.00%	6	5.17%	6	5.17%

Precinct Report — Unofficial

PRESIDENTIAL PREFERENCE AND REGULAR PRIMARY — OFFICIAL BALLOT FOR MADISON COUNTY — May 17, 2016

05/17/2016 07:36 PM

Total Number of Voters : 12,316 of 0 = 0.00%

Precincts Reporting 46 of 46 = 100.00%

Party	Candidate	Absentee		Early		Election		Total	
Precinct B107 (Ballots Cast: 352)									
UNITED STATES SENATOR, Vote For 1									
	Stephen Howard SLAUGHTER	0	0.00%	0	0.00%	5	5.62%	5	5.62%
	James R. GOULD	0	0.00%	0	0.00%	3	3.37%	3	3.37%
	Rand PAUL	0	0.00%	0	0.00%	81	91.01%	81	91.01%
	Cast Votes:	0	0.00%	0	0.00%	89	100.00%	89	100.00%
	Over Votes:	0	0.00%	0	0.00%	0	0.00%	0	0.00%
	Under Votes:	0	0.00%	0	0.00%	0	0.00%	0	0.00%
UNITED STATES REPRESENTATIVE in CONGRESS 6th Congressional District, Vote For 1									
	Roger Q. BRILL	0	0.00%	0	0.00%	14	15.91%	14	15.91%
	Andy BARR	0	0.00%	0	0.00%	74	84.09%	74	84.09%
	Cast Votes:	0	0.00%	0	0.00%	88	98.88%	88	98.88%
	Over Votes:	0	0.00%	0	0.00%	0	0.00%	0	0.00%
	Under Votes:	0	0.00%	0	0.00%	1	1.12%	1	1.12%
STATE REPRESENTATIVE 81st Representative District, Vote For 1									
	C. Wesley MORGAN	0	0.00%	0	0.00%	44	50.57%	44	50.57%
	Gus LaFONTAINE	0	0.00%	0	0.00%	43	49.43%	43	49.43%
	Cast Votes:	0	0.00%	0	0.00%	87	97.75%	87	97.75%
	Over Votes:	0	0.00%	0	0.00%	0	0.00%	0	0.00%
	Under Votes:	0	0.00%	0	0.00%	2	2.25%	2	2.25%
PRESIDENT of the UNITED STATES, Vote For 1									
	Martin J. O'MALLEY	0	0.00%	0	0.00%	0	0.00%	0	0.00%
	Bernard "Bernie" SANDERS	0	0.00%	0	0.00%	181	69.62%	181	69.62%
	Hillary CLINTON	0	0.00%	0	0.00%	74	28.46%	74	28.46%
	Roque Rocky DE LA FUENTE	0	0.00%	0	0.00%	2	0.77%	2	0.77%
	"UNCOMMITTED"	0	0.00%	0	0.00%	3	1.15%	3	1.15%
	Cast Votes:	0	0.00%	0	0.00%	260	98.86%	260	98.86%
	Over Votes:	0	0.00%	0	0.00%	0	0.00%	0	0.00%
	Under Votes:	0	0.00%	0	0.00%	3	1.14%	3	1.14%
UNITED STATES SENATOR, Vote For 1									
	Grant T. SHORT	0	0.00%	0	0.00%	11	4.37%	11	4.37%
	Sellus WILDER	0	0.00%	0	0.00%	56	22.22%	56	22.22%
	Jim GRAY	0	0.00%	0	0.00%	169	67.06%	169	67.06%
	Rory HOULIHAN	0	0.00%	0	0.00%	5	1.98%	5	1.98%
	Jeff KENDER	0	0.00%	0	0.00%	5	1.98%	5	1.98%
	Ron LEACH	0	0.00%	0	0.00%	4	1.59%	4	1.59%
	Tom RECKTENWALD	0	0.00%	0	0.00%	2	0.79%	2	0.79%
	Cast Votes:	0	0.00%	0	0.00%	252	95.82%	252	95.82%
	Over Votes:	0	0.00%	0	0.00%	0	0.00%	0	0.00%
	Under Votes:	0	0.00%	0	0.00%	11	4.18%	11	4.18%

Precinct Report — Unofficial

PRESIDENTIAL PREFERENCE AND REGULAR PRIMARY — OFFICIAL BALLOT FOR MADISON COUNTY — May 17, 2016

05/17/2016 07:36 PM

Total Number of Voters : 12,316 of 0 = 0.00%

Precincts Reporting 46 of 46 = 100.00%

Party	Candidate	Absentee		Early		Election		Total	
Precinct B107 (Ballots Cast: 352)									
UNITED STATES REPRESENTATIVE in CONGRESS 6th Congressional District, Vote For 1									
	Nancy Jo KEMPER	0	0.00%	0	0.00%	178	72.06%	178	72.06%
	Michael COBLENZ	0	0.00%	0	0.00%	16	6.48%	16	6.48%
	Geoffrey M. "Geoff" YOUNG	0	0.00%	0	0.00%	53	21.46%	53	21.46%
	Cast Votes:	0	0.00%	0	0.00%	247	93.92%	247	93.92%
	Over Votes:	0	0.00%	0	0.00%	0	0.00%	0	0.00%
	Under Votes:	0	0.00%	0	0.00%	16	6.08%	16	6.08%

Party	Candidate	Absentee		Early		Election		Total	
Precinct B108 (Ballots Cast: 179)									
UNITED STATES SENATOR, Vote For 1									
	Stephen Howard SLAUGHTER	0	0.00%	0	0.00%	4	4.40%	4	4.40%
	James R. GOULD	0	0.00%	0	0.00%	4	4.40%	4	4.40%
	Rand PAUL	0	0.00%	0	0.00%	83	91.21%	83	91.21%
	Cast Votes:	0	0.00%	0	0.00%	91	98.91%	91	98.91%
	Over Votes:	0	0.00%	0	0.00%	0	0.00%	0	0.00%
	Under Votes:	0	0.00%	0	0.00%	1	1.09%	1	1.09%
UNITED STATES REPRESENTATIVE In CONGRESS 6th Congressional District, Vote For 1									
	Roger Q. BRILL	0	0.00%	0	0.00%	12	13.19%	12	13.19%
	Andy BARR	0	0.00%	0	0.00%	79	86.81%	79	86.81%
	Cast Votes:	0	0.00%	0	0.00%	91	98.91%	91	98.91%
	Over Votes:	0	0.00%	0	0.00%	0	0.00%	0	0.00%
	Under Votes:	0	0.00%	0	0.00%	1	1.09%	1	1.09%
STATE REPRESENTATIVE 71st Representative District, Vote For 1									
	Buzz C. CARLOFTIS	0	0.00%	0	0.00%	17	19.32%	17	19.32%
	Jonathan SHELL	0	0.00%	0	0.00%	71	80.68%	71	80.68%
	Cast Votes:	0	0.00%	0	0.00%	88	95.65%	88	95.65%
	Over Votes:	0	0.00%	0	0.00%	0	0.00%	0	0.00%
	Under Votes:	0	0.00%	0	0.00%	4	4.35%	4	4.35%
PRESIDENT of the UNITED STATES, Vote For 1									
	Martin J. O'MALLEY	0	0.00%	0	0.00%	0	0.00%	0	0.00%
	Bernard "Bernie" SANDERS	0	0.00%	0	0.00%	57	65.52%	57	65.52%
	Hillary CLINTON	0	0.00%	0	0.00%	26	29.89%	26	29.89%
	Roque Rocky DE LA FUENTE	0	0.00%	0	0.00%	0	0.00%	0	0.00%
	"UNCOMMITTED"	0	0.00%	0	0.00%	4	4.60%	4	4.60%
	Cast Votes:	0	0.00%	0	0.00%	87	100.00%	87	100.00%
	Over Votes:	0	0.00%	0	0.00%	0	0.00%	0	0.00%
	Under Votes:	0	0.00%	0	0.00%	0	0.00%	0	0.00%
UNITED STATES SENATOR, Vote For 1									
	Grant T. SHORT	0	0.00%	0	0.00%	2	2.30%	2	2.30%
	Sellus WILDER	0	0.00%	0	0.00%	9	10.34%	9	10.34%
	Jim GRAY	0	0.00%	0	0.00%	68	78.16%	68	78.16%
	Rory HOULIHAN	0	0.00%	0	0.00%	1	1.15%	1	1.15%
	Jeff KENDER	0	0.00%	0	0.00%	3	3.45%	3	3.45%
	Ron LEACH	0	0.00%	0	0.00%	2	2.30%	2	2.30%
	Tom RECKTENWALD	0	0.00%	0	0.00%	2	2.30%	2	2.30%
	Cast Votes:	0	0.00%	0	0.00%	87	100.00%	87	100.00%
	Over Votes:	0	0.00%	0	0.00%	0	0.00%	0	0.00%
	Under Votes:	0	0.00%	0	0.00%	0	0.00%	0	0.00%

Precinct Report — Unofficial

PRESIDENTIAL PREFERENCE AND REGULAR PRIMARY — OFFICIAL BALLOT FOR MADISON COUNTY — May 17, 2016

05/17/2016 07:36 PM

Total Number of Voters : 12,316 of 0 = 0.00%

Precincts Reporting 46 of 46 = 100.00%

Party	Candidate	Absentee		Early		Election		Total	
Precinct B108 (Ballots Cast: 179)									
UNITED STATES REPRESENTATIVE in CONGRESS 6th Congressional District, Vote For 1									
	Nancy Jo KEMPER	0	0.00%	0	0.00%	57	70.37%	57	70.37%
	Michael COBLENZ	0	0.00%	0	0.00%	7	8.64%	7	8.64%
	Geoffrey M. "Geoff" YOUNG	0	0.00%	0	0.00%	17	20.99%	17	20.99%
	Cast Votes:	0	0.00%	0	0.00%	81	93.10%	81	93.10%
	Over Votes:	0	0.00%	0	0.00%	0	0.00%	0	0.00%
	Under Votes:	0	0.00%	0	0.00%	6	6.90%	6	6.90%

Total Number of Voters : 12,316 of 0 = 0.00%

Precincts Reporting 46 of 46 = 100.00%

Party	Candidate	Absentee		Early		Election		Total	
Precinct B109 (Ballots Cast: 308)									
UNITED STATES SENATOR, Vote For 1									
	Stephen Howard SLAUGHTER	0	0.00%	0	0.00%	8	6.20%	8	6.20%
	James R. GOULD	0	0.00%	0	0.00%	11	8.53%	11	8.53%
	Rand PAUL	0	0.00%	0	0.00%	110	85.27%	110	85.27%
	Cast Votes:	0	0.00%	0	0.00%	129	97.73%	129	97.73%
	Over Votes:	0	0.00%	0	0.00%	0	0.00%	0	0.00%
	Under Votes:	0	0.00%	0	0.00%	3	2.27%	3	2.27%
UNITED STATES REPRESENTATIVE in CONGRESS 6th Congressional District, Vote For 1									
	Roger Q. BRILL	0	0.00%	0	0.00%	20	15.15%	20	15.15%
	Andy BARR	0	0.00%	0	0.00%	112	84.85%	112	84.85%
	Cast Votes:	0	0.00%	0	0.00%	132	100.00%	132	100.00%
	Over Votes:	0	0.00%	0	0.00%	0	0.00%	0	0.00%
	Under Votes:	0	0.00%	0	0.00%	0	0.00%	0	0.00%
STATE REPRESENTATIVE 71st Representative District, Vote For 1									
	Buzz C. CARLOFTIS	0	0.00%	0	0.00%	27	21.09%	27	21.09%
	Jonathan SHELL	0	0.00%	0	0.00%	101	78.91%	101	78.91%
	Cast Votes:	0	0.00%	0	0.00%	128	96.97%	128	96.97%
	Over Votes:	0	0.00%	0	0.00%	0	0.00%	0	0.00%
	Under Votes:	0	0.00%	0	0.00%	4	3.03%	4	3.03%
PRESIDENT of the UNITED STATES, Vote For 1									
	Martin J. O'MALLEY	0	0.00%	0	0.00%	4	2.30%	4	2.30%
	Bernard "Bernie" SANDERS	0	0.00%	0	0.00%	92	52.87%	92	52.87%
	Hillary CLINTON	0	0.00%	0	0.00%	71	40.80%	71	40.80%
	Roque Rocky DE LA FUENTE	0	0.00%	0	0.00%	1	0.57%	1	0.57%
	"UNCOMMITTED"	0	0.00%	0	0.00%	6	3.45%	6	3.45%
	Cast Votes:	0	0.00%	0	0.00%	174	98.86%	174	98.86%
	Over Votes:	0	0.00%	0	0.00%	0	0.00%	0	0.00%
	Under Votes:	0	0.00%	0	0.00%	2	1.14%	2	1.14%
UNITED STATES SENATOR, Vote For 1									
	Grant T. SHORT	0	0.00%	0	0.00%	5	2.96%	5	2.96%
	Sellus WILDER	0	0.00%	0	0.00%	13	7.69%	13	7.69%
	Jim GRAY	0	0.00%	0	0.00%	133	78.70%	133	78.70%
	Rory HOULIHAN	0	0.00%	0	0.00%	5	2.96%	5	2.96%
	Jeff KENDER	0	0.00%	0	0.00%	3	1.78%	3	1.78%
	Ron LEACH	0	0.00%	0	0.00%	7	4.14%	7	4.14%
	Tom RECKTENWALD	0	0.00%	0	0.00%	3	1.78%	3	1.78%
	Cast Votes:	0	0.00%	0	0.00%	169	96.02%	169	96.02%
	Over Votes:	0	0.00%	0	0.00%	0	0.00%	0	0.00%
	Under Votes:	0	0.00%	0	0.00%	7	3.98%	7	3.98%

Precinct Report — Unofficial

PRESIDENTIAL PREFERENCE AND REGULAR PRIMARY — OFFICIAL BALLOT FOR MADISON COUNTY — May 17, 2016

05/17/2016 07:36 PM

Total Number of Voters : 12,316 of 0 = 0.00%

Precincts Reporting 46 of 46 = 100.00%

Party	Candidate	Absentee		Early		Election		Total	
Precinct B109 (Ballots Cast: 308)									
UNITED STATES REPRESENTATIVE in CONGRESS 6th Congressional District, Vote For 1									
	Nancy Jo KEMPER	0	0.00%	0	0.00%	115	72.78%	115	72.78%
	Michael COBLENZ	0	0.00%	0	0.00%	10	6.33%	10	6.33%
	Geoffrey M. "Geoff" YOUNG	0	0.00%	0	0.00%	33	20.89%	33	20.89%
	Cast Votes:	0	0.00%	0	0.00%	158	89.77%	158	89.77%
	Over Votes:	0	0.00%	0	0.00%	0	0.00%	0	0.00%
	Under Votes:	0	0.00%	0	0.00%	18	10.23%	18	10.23%

Precinct Report — Unofficial

PRESIDENTIAL PREFERENCE AND REGULAR PRIMARY — OFFICIAL BALLOT FOR MADISON COUNTY — May 17, 2016

05/17/2016 07:36 PM

Total Number of Voters : 12,316 of 0 = 0.00%

Precincts Reporting 46 of 46 = 100.00%

Party	Candidate	Absentee		Early		Election		Total	
Precinct B110 (Ballots Cast: 501)									
UNITED STATES SENATOR, Vote For 1									
	Stephen Howard SLAUGHTER	0	0.00%	0	0.00%	15	7.04%	15	7.04%
	James R. GOULD	0	0.00%	0	0.00%	13	6.10%	13	6.10%
	Rand PAUL	0	0.00%	0	0.00%	185	86.85%	185	86.85%
	Cast Votes:	0	0.00%	0	0.00%	213	99.07%	213	99.07%
	Over Votes:	0	0.00%	0	0.00%	0	0.00%	0	0.00%
	Under Votes:	0	0.00%	0	0.00%	2	0.93%	2	0.93%
UNITED STATES REPRESENTATIVE In CONGRESS 6th Congressional District, Vote For 1									
	Roger Q. BRILL	0	0.00%	0	0.00%	34	15.89%	34	15.89%
	Andy BARR	0	0.00%	0	0.00%	180	84.11%	180	84.11%
	Cast Votes:	0	0.00%	0	0.00%	214	99.53%	214	99.53%
	Over Votes:	0	0.00%	0	0.00%	0	0.00%	0	0.00%
	Under Votes:	0	0.00%	0	0.00%	1	0.47%	1	0.47%
STATE REPRESENTATIVE 71st Representative District, Vote For 1									
	Buzz C. CARLOFTIS	0	0.00%	0	0.00%	36	17.73%	36	17.73%
	Jonathan SHELL	0	0.00%	0	0.00%	167	82.27%	167	82.27%
	Cast Votes:	0	0.00%	0	0.00%	203	94.42%	203	94.42%
	Over Votes:	0	0.00%	0	0.00%	0	0.00%	0	0.00%
	Under Votes:	0	0.00%	0	0.00%	12	5.58%	12	5.58%
PRESIDENT of the UNITED STATES, Vote For 1									
	Martin J. O'MALLEY	0	0.00%	0	0.00%	2	0.70%	2	0.70%
	Bernard "Bernie" SANDERS	0	0.00%	0	0.00%	126	44.06%	126	44.06%
	Hillary CLINTON	0	0.00%	0	0.00%	150	52.45%	150	52.45%
	Roque Rocky DE LA FUENTE	0	0.00%	0	0.00%	0	0.00%	0	0.00%
	"UNCOMMITTED"	0	0.00%	0	0.00%	8	2.80%	8	2.80%
	Cast Votes:	0	0.00%	0	0.00%	286	100.00%	286	100.00%
	Over Votes:	0	0.00%	0	0.00%	0	0.00%	0	0.00%
	Under Votes:	0	0.00%	0	0.00%	0	0.00%	0	0.00%
UNITED STATES SENATOR, Vote For 1									
	Grant T. SHORT	0	0.00%	0	0.00%	2	0.72%	2	0.72%
	Sellus WILDER	0	0.00%	0	0.00%	30	10.83%	30	10.83%
	Jim GRAY	0	0.00%	0	0.00%	231	83.39%	231	83.39%
	Rory HOULIHAN	0	0.00%	0	0.00%	3	1.08%	3	1.08%
	Jeff KENDER	0	0.00%	0	0.00%	2	0.72%	2	0.72%
	Ron LEACH	0	0.00%	0	0.00%	5	1.81%	5	1.81%
	Tom RECKTENWALD	0	0.00%	0	0.00%	4	1.44%	4	1.44%
	Cast Votes:	0	0.00%	0	0.00%	277	96.85%	277	96.85%
	Over Votes:	0	0.00%	0	0.00%	0	0.00%	0	0.00%
	Under Votes:	0	0.00%	0	0.00%	9	3.15%	9	3.15%

Precinct Report — Unofficial

PRESIDENTIAL PREFERENCE AND REGULAR PRIMARY — OFFICIAL BALLOT FOR MADISON COUNTY — May 17, 2016

05/17/2016 07:36 PM

Total Number of Voters : 12,316 of 0 = 0.00%

Precincts Reporting 46 of 46 = 100.00%

Party	Candidate	Absentee		Early		Election		Total	
Precinct B110 (Ballots Cast: 501)									
UNITED STATES REPRESENTATIVE In CONGRESS 6th Congressional District, Vote For 1									
	Nancy Jo KEMPER	0	0.00%	0	0.00%	202	79.84%	202	79.84%
	Michael COBLENZ	0	0.00%	0	0.00%	11	4.35%	11	4.35%
	Geoffrey M. "Geoff" YOUNG	0	0.00%	0	0.00%	40	15.81%	40	15.81%
	Cast Votes:	0	0.00%	0	0.00%	253	88.46%	253	88.46%
	Over Votes:	0	0.00%	0	0.00%	0	0.00%	0	0.00%
	Under Votes:	0	0.00%	0	0.00%	33	11.54%	33	11.54%

Total Number of Voters : 12,316 of 0 = 0.00%

Precincts Reporting 46 of 46 = 100.00%

Party	Candidate	Absentee		Early		Election		Total	
Precinct C101 (Ballots Cast: 2)									
UNITED STATES SENATOR, Vote For 1									
	Stephen Howard SLAUGHTER	0	0.00%	0	0.00%	0	0.00%	0	0.00%
	James R. GOULD	0	0.00%	0	0.00%	0	0.00%	0	0.00%
	Rand PAUL	0	0.00%	0	0.00%	0	0.00%	0	0.00%
	Cast Votes:	0	0.00%	0	0.00%	0	0.00%	0	0.00%
	Over Votes:	0	0.00%	0	0.00%	0	0.00%	0	0.00%
	Under Votes:	0	0.00%	0	0.00%	0	0.00%	0	0.00%
UNITED STATES REPRESENTATIVE in CONGRESS 6th Congressional District, Vote For 1									
	Roger Q. BRILL	0	0.00%	0	0.00%	0	0.00%	0	0.00%
	Andy BARR	0	0.00%	0	0.00%	0	0.00%	0	0.00%
	Cast Votes:	0	0.00%	0	0.00%	0	0.00%	0	0.00%
	Over Votes:	0	0.00%	0	0.00%	0	0.00%	0	0.00%
	Under Votes:	0	0.00%	0	0.00%	0	0.00%	0	0.00%
STATE REPRESENTATIVE 71st Representative District, Vote For 1									
	Buzz C. CARLOFTIS	0	0.00%	0	0.00%	0	0.00%	0	0.00%
	Jonathan SHELL	0	0.00%	0	0.00%	0	0.00%	0	0.00%
	Cast Votes:	0	0.00%	0	0.00%	0	0.00%	0	0.00%
	Over Votes:	0	0.00%	0	0.00%	0	0.00%	0	0.00%
	Under Votes:	0	0.00%	0	0.00%	0	0.00%	0	0.00%
PRESIDENT of the UNITED STATES, Vote For 1									
	Martin J. O'MALLEY	0	0.00%	0	0.00%	0	0.00%	0	0.00%
	Bernard "Bernie" SANDERS	0	0.00%	0	0.00%	2	100.00%	2	100.00%
	Hillary CLINTON	0	0.00%	0	0.00%	0	0.00%	0	0.00%
	Roque Rocky DE LA FUENTE	0	0.00%	0	0.00%	0	0.00%	0	0.00%
	"UNCOMMITTED"	0	0.00%	0	0.00%	0	0.00%	0	0.00%
	Cast Votes:	0	0.00%	0	0.00%	2	100.00%	2	100.00%
	Over Votes:	0	0.00%	0	0.00%	0	0.00%	0	0.00%
	Under Votes:	0	0.00%	0	0.00%	0	0.00%	0	0.00%
UNITED STATES SENATOR, Vote For 1									
	Grant T. SHORT	0	0.00%	0	0.00%	1	50.00%	1	50.00%
	Sellus WILDER	0	0.00%	0	0.00%	0	0.00%	0	0.00%
	Jim GRAY	0	0.00%	0	0.00%	1	50.00%	1	50.00%
	Rory HOULIHAN	0	0.00%	0	0.00%	0	0.00%	0	0.00%
	Jeff KENDER	0	0.00%	0	0.00%	0	0.00%	0	0.00%
	Ron LEACH	0	0.00%	0	0.00%	0	0.00%	0	0.00%
	Tom RECKTENWALD	0	0.00%	0	0.00%	0	0.00%	0	0.00%
	Cast Votes:	0	0.00%	0	0.00%	2	100.00%	2	100.00%
	Over Votes:	0	0.00%	0	0.00%	0	0.00%	0	0.00%
	Under Votes:	0	0.00%	0	0.00%	0	0.00%	0	0.00%

Precinct Report — Unofficial

PRESIDENTIAL PREFERENCE AND REGULAR PRIMARY — OFFICIAL BALLOT FOR MADISON COUNTY — May 17, 2016

05/17/2016 07:36 PM

Total Number of Voters : 12,316 of 0 = 0.00%

Precincts Reporting 46 of 46 = 100.00%

Party	Candidate	Absentee		Early		Election		Total	
Precinct C101 (Ballots Cast: 2)									
UNITED STATES REPRESENTATIVE in CONGRESS 6th Congressional District, Vote For 1									
	Nancy Jo KEMPER	0	0.00%	0	0.00%	0	0.00%	0	0.00%
	Michael COBLENZ	0	0.00%	0	0.00%	0	0.00%	0	0.00%
	Geoffrey M. "Geoff" YOUNG	0	0.00%	0	0.00%	2	100.00%	2	100.00%
	Cast Votes:	0	0.00%	0	0.00%	2	100.00%	2	100.00%
	Over Votes:	0	0.00%	0	0.00%	0	0.00%	0	0.00%
	Under Votes:	0	0.00%	0	0.00%	0	0.00%	0	0.00%

Precinct Report — Unofficial

PRESIDENTIAL PREFERENCE AND REGULAR PRIMARY — OFFICIAL BALLOT FOR MADISON COUNTY — May 17, 2016

05/17/2016 07:36 PM

Total Number of Voters : 12,316 of 0 = 0.00%

Precincts Reporting 46 of 46 = 100.00%

Party	Candidate	Absentee		Early		Election		Total	
Precinct C102 (Ballots Cast: 147)									
UNITED STATES SENATOR, Vote For 1									
	Stephen Howard SLAUGHTER	0	0.00%	0	0.00%	5	11.11%	5	11.11%
	James R. GOULD	0	0.00%	0	0.00%	2	4.44%	2	4.44%
	Rand PAUL	0	0.00%	0	0.00%	38	84.44%	38	84.44%
	Cast Votes:	0	0.00%	0	0.00%	45	100.00%	45	100.00%
	Over Votes:	0	0.00%	0	0.00%	0	0.00%	0	0.00%
	Under Votes:	0	0.00%	0	0.00%	0	0.00%	0	0.00%
UNITED STATES REPRESENTATIVE in CONGRESS 6th Congressional District, Vote For 1									
	Roger Q. BRILL	0	0.00%	0	0.00%	9	20.00%	9	20.00%
	Andy BARR	0	0.00%	0	0.00%	36	80.00%	36	80.00%
	Cast Votes:	0	0.00%	0	0.00%	45	100.00%	45	100.00%
	Over Votes:	0	0.00%	0	0.00%	0	0.00%	0	0.00%
	Under Votes:	0	0.00%	0	0.00%	0	0.00%	0	0.00%
STATE REPRESENTATIVE 73rd Representative District, Vote For 1									
	Les YATES	0	0.00%	0	0.00%	16	35.56%	16	35.56%
	Donna MAYFIELD	0	0.00%	0	0.00%	29	64.44%	29	64.44%
	Cast Votes:	0	0.00%	0	0.00%	45	100.00%	45	100.00%
	Over Votes:	0	0.00%	0	0.00%	0	0.00%	0	0.00%
	Under Votes:	0	0.00%	0	0.00%	0	0.00%	0	0.00%
PRESIDENT of the UNITED STATES, Vote For 1									
	Martin J. O'MALLEY	0	0.00%	0	0.00%	1	0.99%	1	0.99%
	Bernard "Bernie" SANDERS	0	0.00%	0	0.00%	51	50.50%	51	50.50%
	Hillary CLINTON	0	0.00%	0	0.00%	37	36.63%	37	36.63%
	Roque Rocky DE LA FUENTE	0	0.00%	0	0.00%	1	0.99%	1	0.99%
	"UNCOMMITTED"	0	0.00%	0	0.00%	11	10.89%	11	10.89%
	Cast Votes:	0	0.00%	0	0.00%	101	99.02%	101	99.02%
	Over Votes:	0	0.00%	0	0.00%	0	0.00%	0	0.00%
	Under Votes:	0	0.00%	0	0.00%	1	0.98%	1	0.98%
UNITED STATES SENATOR, Vote For 1									
	Grant T. SHORT	0	0.00%	0	0.00%	9	9.68%	9	9.68%
	Sellus WILDER	0	0.00%	0	0.00%	8	8.60%	8	8.60%
	Jim GRAY	0	0.00%	0	0.00%	67	72.04%	67	72.04%
	Rory HOULIHAN	0	0.00%	0	0.00%	2	2.15%	2	2.15%
	Jeff KENDER	0	0.00%	0	0.00%	5	5.38%	5	5.38%
	Ron LEACH	0	0.00%	0	0.00%	2	2.15%	2	2.15%
	Tom RECKTENWALD	0	0.00%	0	0.00%	0	0.00%	0	0.00%
	Cast Votes:	0	0.00%	0	0.00%	93	91.18%	93	91.18%
	Over Votes:	0	0.00%	0	0.00%	0	0.00%	0	0.00%
	Under Votes:	0	0.00%	0	0.00%	9	8.82%	9	8.82%

Precinct Report — Unofficial

PRESIDENTIAL PREFERENCE AND REGULAR PRIMARY — OFFICIAL BALLOT FOR MADISON COUNTY — May 17, 2016

05/17/2016 07:36 PM

Total Number of Voters : 12,316 of 0 = 0.00%

Precincts Reporting 46 of 46 = 100.00%

Party	Candidate	Absentee		Early		Election		Total	
Precinct C102 (Ballots Cast: 147)									
UNITED STATES REPRESENTATIVE in CONGRESS 6th Congressional District, Vote For 1									
	Nancy Jo KEMPER	0	0.00%	0	0.00%	67	74.44%	67	74.44%
	Michael COBLENZ	0	0.00%	0	0.00%	4	4.44%	4	4.44%
	Geoffrey M. "Geoff" YOUNG	0	0.00%	0	0.00%	19	21.11%	19	21.11%
	Cast Votes:	0	0.00%	0	0.00%	90	88.24%	90	88.24%
	Over Votes:	0	0.00%	0	0.00%	0	0.00%	0	0.00%
	Under Votes:	0	0.00%	0	0.00%	12	11.76%	12	11.76%
STATE REPRESENTATIVE 73rd Representative District, Vote For 1									
	Kenneth BLAIR	0	0.00%	0	0.00%	48	56.47%	48	56.47%
	John M. HENDRICKS	0	0.00%	0	0.00%	37	43.53%	37	43.53%
	Cast Votes:	0	0.00%	0	0.00%	85	83.33%	85	83.33%
	Over Votes:	0	0.00%	0	0.00%	0	0.00%	0	0.00%
	Under Votes:	0	0.00%	0	0.00%	17	16.67%	17	16.67%

Precinct Report — Unofficial

PRESIDENTIAL PREFERENCE AND REGULAR PRIMARY — OFFICIAL BALLOT FOR MADISON COUNTY — May 17, 2016

05/17/2016 07:36 PM

Total Number of Voters : 12,316 of 0 = 0.00%

Precincts Reporting 46 of 46 = 100.00%

Party	Candidate	Absentee		Early		Election		Total	
Precinct C103 (Ballots Cast: 327)									
UNITED STATES SENATOR, Vote For 1									
	Stephen Howard SLAUGHTER	0	0.00%	0	0.00%	9	9.28%	9	9.28%
	James R. GOULD	0	0.00%	0	0.00%	11	11.34%	11	11.34%
	Rand PAUL	0	0.00%	0	0.00%	77	79.38%	77	79.38%
	Cast Votes:	0	0.00%	0	0.00%	97	98.98%	97	98.98%
	Over Votes:	0	0.00%	0	0.00%	0	0.00%	0	0.00%
	Under Votes:	0	0.00%	0	0.00%	1	1.02%	1	1.02%
UNITED STATES REPRESENTATIVE In CONGRESS 6th Congressional District, Vote For 1									
	Roger Q. BRILL	0	0.00%	0	0.00%	24	24.74%	24	24.74%
	Andy BARR	0	0.00%	0	0.00%	73	75.26%	73	75.26%
	Cast Votes:	0	0.00%	0	0.00%	97	98.98%	97	98.98%
	Over Votes:	0	0.00%	0	0.00%	0	0.00%	0	0.00%
	Under Votes:	0	0.00%	0	0.00%	1	1.02%	1	1.02%
STATE REPRESENTATIVE 73rd Representative District, Vote For 1									
	Les YATES	0	0.00%	0	0.00%	26	27.37%	26	27.37%
	Donna MAYFIELD	0	0.00%	0	0.00%	69	72.63%	69	72.63%
	Cast Votes:	0	0.00%	0	0.00%	95	96.94%	95	96.94%
	Over Votes:	0	0.00%	0	0.00%	0	0.00%	0	0.00%
	Under Votes:	0	0.00%	0	0.00%	3	3.06%	3	3.06%
PRESIDENT of the UNITED STATES, Vote For 1									
	Martin J. O'MALLEY	0	0.00%	0	0.00%	2	0.88%	2	0.88%
	Bernard "Bernie" SANDERS	0	0.00%	0	0.00%	119	52.42%	119	52.42%
	Hillary CLINTON	0	0.00%	0	0.00%	85	37.44%	85	37.44%
	Roque Rocky DE LA FUENTE	0	0.00%	0	0.00%	2	0.88%	2	0.88%
	"UNCOMMITTED"	0	0.00%	0	0.00%	19	8.37%	19	8.37%
	Cast Votes:	0	0.00%	0	0.00%	227	99.13%	227	99.13%
	Over Votes:	0	0.00%	0	0.00%	0	0.00%	0	0.00%
	Under Votes:	0	0.00%	0	0.00%	2	0.87%	2	0.87%
UNITED STATES SENATOR, Vote For 1									
	Grant T. SHORT	0	0.00%	0	0.00%	15	6.91%	15	6.91%
	Sellus WILDER	0	0.00%	0	0.00%	14	6.45%	14	6.45%
	Jim GRAY	0	0.00%	0	0.00%	163	75.12%	163	75.12%
	Rory HOULIHAN	0	0.00%	0	0.00%	3	1.38%	3	1.38%
	Jeff KENDER	0	0.00%	0	0.00%	4	1.84%	4	1.84%
	Ron LEACH	0	0.00%	0	0.00%	13	5.99%	13	5.99%
	Tom RECKTENWALD	0	0.00%	0	0.00%	5	2.30%	5	2.30%
	Cast Votes:	0	0.00%	0	0.00%	217	94.76%	217	94.76%
	Over Votes:	0	0.00%	0	0.00%	0	0.00%	0	0.00%
	Under Votes:	0	0.00%	0	0.00%	12	5.24%	12	5.24%

Precinct Report — Unofficial

PRESIDENTIAL PREFERENCE AND REGULAR PRIMARY — OFFICIAL BALLOT FOR MADISON COUNTY — May 17, 2016

05/17/2016 07:36 PM

Total Number of Voters : 12,316 of 0 = 0.00%

Precincts Reporting 46 of 46 = 100.00%

Party	Candidate	Absentee		Early		Election		Total	
Precinct C103 (Ballots Cast: 327)									
UNITED STATES REPRESENTATIVE in CONGRESS 6th Congressional District, Vote For 1									
	Nancy Jo KEMPER	0	0.00%	0	0.00%	153	74.63%	153	74.63%
	Michael COBLENZ	0	0.00%	0	0.00%	15	7.32%	15	7.32%
	Geoffrey M. "Geoff" YOUNG	0	0.00%	0	0.00%	37	18.05%	37	18.05%
	Cast Votes:	0	0.00%	0	0.00%	205	89.52%	205	89.52%
	Over Votes:	0	0.00%	0	0.00%	0	0.00%	0	0.00%
	Under Votes:	0	0.00%	0	0.00%	24	10.48%	24	10.48%
STATE REPRESENTATIVE 73rd Representative District, Vote For 1									
	Kenneth BLAIR	0	0.00%	0	0.00%	80	41.24%	80	41.24%
	John M. HENDRICKS	0	0.00%	0	0.00%	114	58.76%	114	58.76%
	Cast Votes:	0	0.00%	0	0.00%	194	84.72%	194	84.72%
	Over Votes:	0	0.00%	0	0.00%	0	0.00%	0	0.00%
	Under Votes:	0	0.00%	0	0.00%	35	15.28%	35	15.28%

Precinct Report — Unofficial

PRESIDENTIAL PREFERENCE AND REGULAR PRIMARY — OFFICIAL BALLOT FOR MADISON COUNTY — May 17, 2016

05/17/2016 07:36 PM

Total Number of Voters : 12,316 of 0 = 0.00%

Precincts Reporting 46 of 46 = 100.00%

Party	Candidate	Absentee		Early		Election		Total	
Precinct C104 (Ballots Cast: 124)									
UNITED STATES SENATOR, Vote For 1									
	Stephen Howard SLAUGHTER	0	0.00%	0	0.00%	2	5.56%	2	5.56%
	James R. GOULD	0	0.00%	0	0.00%	3	8.33%	3	8.33%
	Rand PAUL	0	0.00%	0	0.00%	31	86.11%	31	86.11%
	Cast Votes:	0	0.00%	0	0.00%	36	100.00%	36	100.00%
	Over Votes:	0	0.00%	0	0.00%	0	0.00%	0	0.00%
	Under Votes:	0	0.00%	0	0.00%	0	0.00%	0	0.00%
UNITED STATES REPRESENTATIVE in CONGRESS 6th Congressional District, Vote For 1									
	Roger Q. BRILL	0	0.00%	0	0.00%	1	2.78%	1	2.78%
	Andy BARR	0	0.00%	0	0.00%	35	97.22%	35	97.22%
	Cast Votes:	0	0.00%	0	0.00%	36	100.00%	36	100.00%
	Over Votes:	0	0.00%	0	0.00%	0	0.00%	0	0.00%
	Under Votes:	0	0.00%	0	0.00%	0	0.00%	0	0.00%
STATE REPRESENTATIVE 73rd Representative District, Vote For 1									
	Les YATES	0	0.00%	0	0.00%	9	27.27%	9	27.27%
	Donna MAYFIELD	0	0.00%	0	0.00%	24	72.73%	24	72.73%
	Cast Votes:	0	0.00%	0	0.00%	33	91.67%	33	91.67%
	Over Votes:	0	0.00%	0	0.00%	0	0.00%	0	0.00%
	Under Votes:	0	0.00%	0	0.00%	3	8.33%	3	8.33%
PRESIDENT of the UNITED STATES, Vote For 1									
	Martin J. O'MALLEY	0	0.00%	0	0.00%	4	4.60%	4	4.60%
	Bernard "Bernie" SANDERS	0	0.00%	0	0.00%	44	50.57%	44	50.57%
	Hillary CLINTON	0	0.00%	0	0.00%	35	40.23%	35	40.23%
	Roque Rocky DE LA FUENTE	0	0.00%	0	0.00%	0	0.00%	0	0.00%
	"UNCOMMITTED"	0	0.00%	0	0.00%	4	4.60%	4	4.60%
	Cast Votes:	0	0.00%	0	0.00%	87	98.86%	87	98.86%
	Over Votes:	0	0.00%	0	0.00%	0	0.00%	0	0.00%
	Under Votes:	0	0.00%	0	0.00%	1	1.14%	1	1.14%
UNITED STATES SENATOR, Vote For 1									
	Grant T. SHORT	0	0.00%	0	0.00%	4	4.94%	4	4.94%
	Sellus WILDER	0	0.00%	0	0.00%	1	1.23%	1	1.23%
	Jim GRAY	0	0.00%	0	0.00%	65	80.25%	65	80.25%
	Rory HOULIHAN	0	0.00%	0	0.00%	4	4.94%	4	4.94%
	Jeff KENDER	0	0.00%	0	0.00%	5	6.17%	5	6.17%
	Ron LEACH	0	0.00%	0	0.00%	2	2.47%	2	2.47%
	Tom RECKTENWALD	0	0.00%	0	0.00%	0	0.00%	0	0.00%
	Cast Votes:	0	0.00%	0	0.00%	81	92.05%	81	92.05%
	Over Votes:	0	0.00%	0	0.00%	0	0.00%	0	0.00%
	Under Votes:	0	0.00%	0	0.00%	7	7.95%	7	7.95%

Precinct Report — Unofficial

PRESIDENTIAL PREFERENCE AND REGULAR PRIMARY — OFFICIAL BALLOT FOR MADISON COUNTY — May 17, 2016

05/17/2016 07:36 PM

Total Number of Voters : 12,316 of 0 = 0.00%

Precincts Reporting 46 of 46 = 100.00%

Party	Candidate	Absentee		Early		Election		Total	
Precinct C104 (Ballots Cast: 124)									
UNITED STATES REPRESENTATIVE in CONGRESS 6th Congressional District, Vote For 1									
	Nancy Jo KEMPER	0	0.00%	0	0.00%	52	69.33%	52	69.33%
	Michael COBLENZ	0	0.00%	0	0.00%	5	6.67%	5	6.67%
	Geoffrey M. "Geoff" YOUNG	0	0.00%	0	0.00%	18	24.00%	18	24.00%
	Cast Votes:	0	0.00%	0	0.00%	75	85.23%	75	85.23%
	Over Votes:	0	0.00%	0	0.00%	0	0.00%	0	0.00%
	Under Votes:	0	0.00%	0	0.00%	13	14.77%	13	14.77%
STATE REPRESENTATIVE 73rd Representative District, Vote For 1									
	Kenneth BLAIR	0	0.00%	0	0.00%	37	50.68%	37	50.68%
	John M. HENDRICKS	0	0.00%	0	0.00%	36	49.32%	36	49.32%
	Cast Votes:	0	0.00%	0	0.00%	73	82.95%	73	82.95%
	Over Votes:	0	0.00%	0	0.00%	0	0.00%	0	0.00%
	Under Votes:	0	0.00%	0	0.00%	15	17.05%	15	17.05%

Precinct Report — Unofficial

PRESIDENTIAL PREFERENCE AND REGULAR PRIMARY — OFFICIAL BALLOT FOR MADISON COUNTY — May 17, 2016

05/17/2016 07:36 PM

Total Number of Voters : 12,316 of 0 = 0.00%

Precincts Reporting 46 of 46 = 100.00%

Party	Candidate	Absentee		Early		Election		Total	
Precinct C105 (Ballots Cast: 216)									
UNITED STATES SENATOR, Vote For 1									
	Stephen Howard SLAUGHTER	0	0.00%	0	0.00%	4	4.94%	4	4.94%
	James R. GOULD	0	0.00%	0	0.00%	7	8.64%	7	8.64%
	Rand PAUL	0	0.00%	0	0.00%	70	86.42%	70	86.42%
	Cast Votes:	0	0.00%	0	0.00%	81	100.00%	81	100.00%
	Over Votes:	0	0.00%	0	0.00%	0	0.00%	0	0.00%
	Under Votes:	0	0.00%	0	0.00%	0	0.00%	0	0.00%
UNITED STATES REPRESENTATIVE in CONGRESS 6th Congressional District, Vote For 1									
	Roger Q. BRILL	0	0.00%	0	0.00%	12	14.81%	12	14.81%
	Andy BARR	0	0.00%	0	0.00%	69	85.19%	69	85.19%
	Cast Votes:	0	0.00%	0	0.00%	81	100.00%	81	100.00%
	Over Votes:	0	0.00%	0	0.00%	0	0.00%	0	0.00%
	Under Votes:	0	0.00%	0	0.00%	0	0.00%	0	0.00%
PRESIDENT of the UNITED STATES, Vote For 1									
	Martin J. O'MALLEY	0	0.00%	0	0.00%	2	1.50%	2	1.50%
	Bernard "Bernie" SANDERS	0	0.00%	0	0.00%	70	52.63%	70	52.63%
	Hillary CLINTON	0	0.00%	0	0.00%	54	40.60%	54	40.60%
	Roque Rocky DE LA FUENTE	0	0.00%	0	0.00%	0	0.00%	0	0.00%
	"UNCOMMITTED"	0	0.00%	0	0.00%	7	5.26%	7	5.26%
	Cast Votes:	0	0.00%	0	0.00%	133	98.52%	133	98.52%
	Over Votes:	0	0.00%	0	0.00%	0	0.00%	0	0.00%
	Under Votes:	0	0.00%	0	0.00%	2	1.48%	2	1.48%
UNITED STATES SENATOR, Vote For 1									
	Grant T. SHORT	0	0.00%	0	0.00%	10	7.81%	10	7.81%
	Sellus WILDER	0	0.00%	0	0.00%	12	9.38%	12	9.38%
	Jim GRAY	0	0.00%	0	0.00%	94	73.44%	94	73.44%
	Rory HOULIHAN	0	0.00%	0	0.00%	1	0.78%	1	0.78%
	Jeff KENDER	0	0.00%	0	0.00%	3	2.34%	3	2.34%
	Ron LEACH	0	0.00%	0	0.00%	7	5.47%	7	5.47%
	Tom RECKTENWALD	0	0.00%	0	0.00%	1	0.78%	1	0.78%
	Cast Votes:	0	0.00%	0	0.00%	128	94.81%	128	94.81%
	Over Votes:	0	0.00%	0	0.00%	0	0.00%	0	0.00%
	Under Votes:	0	0.00%	0	0.00%	7	5.19%	7	5.19%
UNITED STATES REPRESENTATIVE in CONGRESS 6th Congressional District, Vote For 1									
	Nancy Jo KEMPER	0	0.00%	0	0.00%	77	66.96%	77	66.96%
	Michael COBLENZ	0	0.00%	0	0.00%	6	5.22%	6	5.22%
	Geoffrey M. "Geoff" YOUNG	0	0.00%	0	0.00%	32	27.83%	32	27.83%
	Cast Votes:	0	0.00%	0	0.00%	115	85.19%	115	85.19%
	Over Votes:	0	0.00%	0	0.00%	0	0.00%	0	0.00%
	Under Votes:	0	0.00%	0	0.00%	20	14.81%	20	14.81%

Precinct Report — Unofficial

PRESIDENTIAL PREFERENCE AND REGULAR PRIMARY — OFFICIAL BALLOT FOR MADISON COUNTY — May 17, 2016

05/17/2016 07:36 PM

Total Number of Voters : 12,316 of 0 = 0.00%

Precincts Reporting 46 of 46 = 100.00%

Party	Candidate	Absentee		Early		Election		Total	
Precinct C105 (Ballots Cast: 216)									
STATE REPRESENTATIVE 91st Representative District, Vote For 1									
	Randall S. CHRISTOPHER	0	0.00%	0	0.00%	43	59.72%	43	59.72%
	Gary "Toby" HERALD	0	0.00%	0	0.00%	29	40.28%	29	40.28%
	Cast Votes:	0	0.00%	0	0.00%	72	88.89%	72	88.89%
	Over Votes:	0	0.00%	0	0.00%	0	0.00%	0	0.00%
	Under Votes:	0	0.00%	0	0.00%	9	11.11%	9	11.11%

Total Number of Voters : 12,316 of 0 = 0.00%

Precincts Reporting 46 of 46 = 100.00%

Party	Candidate	Absentee		Early		Election		Total	
Precinct C106 (Ballots Cast: 208)									
UNITED STATES SENATOR, Vote For 1									
	Stephen Howard SLAUGHTER	0	0.00%	0	0.00%	8	10.13%	8	10.13%
	James R. GOULD	0	0.00%	0	0.00%	6	7.59%	6	7.59%
	Rand PAUL	0	0.00%	0	0.00%	65	82.28%	65	82.28%
	Cast Votes:	0	0.00%	0	0.00%	79	100.00%	79	100.00%
	Over Votes:	0	0.00%	0	0.00%	0	0.00%	0	0.00%
	Under Votes:	0	0.00%	0	0.00%	0	0.00%	0	0.00%
UNITED STATES REPRESENTATIVE in CONGRESS 6th Congressional District, Vote For 1									
	Roger Q. BRILL	0	0.00%	0	0.00%	6	7.59%	6	7.59%
	Andy BARR	0	0.00%	0	0.00%	73	92.41%	73	92.41%
	Cast Votes:	0	0.00%	0	0.00%	79	100.00%	79	100.00%
	Over Votes:	0	0.00%	0	0.00%	0	0.00%	0	0.00%
	Under Votes:	0	0.00%	0	0.00%	0	0.00%	0	0.00%
PRESIDENT of the UNITED STATES, Vote For 1									
	Martin J. O'MALLEY	0	0.00%	0	0.00%	4	3.13%	4	3.13%
	Bernard "Bernie" SANDERS	0	0.00%	0	0.00%	67	52.34%	67	52.34%
	Hillary CLINTON	0	0.00%	0	0.00%	49	38.28%	49	38.28%
	Roque Rocky DE LA FUENTE	0	0.00%	0	0.00%	0	0.00%	0	0.00%
	"UNCOMMITTED"	0	0.00%	0	0.00%	8	6.25%	8	6.25%
	Cast Votes:	0	0.00%	0	0.00%	128	99.22%	128	99.22%
	Over Votes:	0	0.00%	0	0.00%	0	0.00%	0	0.00%
	Under Votes:	0	0.00%	0	0.00%	1	0.78%	1	0.78%
UNITED STATES SENATOR, Vote For 1									
	Grant T. SHORT	0	0.00%	0	0.00%	9	7.63%	9	7.63%
	Sellus WILDER	0	0.00%	0	0.00%	11	9.32%	11	9.32%
	Jim GRAY	0	0.00%	0	0.00%	85	72.03%	85	72.03%
	Rory HOULIHAN	0	0.00%	0	0.00%	1	0.85%	1	0.85%
	Jeff KENDER	0	0.00%	0	0.00%	2	1.69%	2	1.69%
	Ron LEACH	0	0.00%	0	0.00%	7	5.93%	7	5.93%
	Tom RECKTENWALD	0	0.00%	0	0.00%	3	2.54%	3	2.54%
	Cast Votes:	0	0.00%	0	0.00%	118	91.47%	118	91.47%
	Over Votes:	0	0.00%	0	0.00%	0	0.00%	0	0.00%
	Under Votes:	0	0.00%	0	0.00%	11	8.53%	11	8.53%
UNITED STATES REPRESENTATIVE in CONGRESS 6th Congressional District, Vote For 1									
	Nancy Jo KEMPER	0	0.00%	0	0.00%	68	58.62%	68	58.62%
	Michael COBLENZ	0	0.00%	0	0.00%	19	16.38%	19	16.38%
	Geoffrey M. "Geoff" YOUNG	0	0.00%	0	0.00%	29	25.00%	29	25.00%
	Cast Votes:	0	0.00%	0	0.00%	116	89.92%	116	89.92%
	Over Votes:	0	0.00%	0	0.00%	0	0.00%	0	0.00%
	Under Votes:	0	0.00%	0	0.00%	13	10.08%	13	10.08%

Total Number of Voters : 12,316 of 0 = 0.00%

Precincts Reporting 46 of 46 = 100.00%

Party	Candidate	Absentee		Early		Election		Total	
Precinct C107 (Ballots Cast: 311)									
UNITED STATES SENATOR, Vote For 1									
	Stephen Howard SLAUGHTER	0	0.00%	0	0.00%	9	8.74%	9	8.74%
	James R. GOULD	0	0.00%	0	0.00%	7	6.80%	7	6.80%
	Rand PAUL	0	0.00%	0	0.00%	87	84.47%	87	84.47%
	Cast Votes:	0	0.00%	0	0.00%	103	99.04%	103	99.04%
	Over Votes:	0	0.00%	0	0.00%	0	0.00%	0	0.00%
	Under Votes:	0	0.00%	0	0.00%	1	0.96%	1	0.96%
UNITED STATES REPRESENTATIVE in CONGRESS 6th Congressional District, Vote For 1									
	Roger Q. BRILL	0	0.00%	0	0.00%	18	17.31%	18	17.31%
	Andy BARR	0	0.00%	0	0.00%	86	82.69%	86	82.69%
	Cast Votes:	0	0.00%	0	0.00%	104	100.00%	104	100.00%
	Over Votes:	0	0.00%	0	0.00%	0	0.00%	0	0.00%
	Under Votes:	0	0.00%	0	0.00%	0	0.00%	0	0.00%
STATE REPRESENTATIVE 73rd Representative District, Vote For 1									
	Les YATES	0	0.00%	0	0.00%	34	34.00%	34	34.00%
	Donna MAYFIELD	0	0.00%	0	0.00%	66	66.00%	66	66.00%
	Cast Votes:	0	0.00%	0	0.00%	100	96.15%	100	96.15%
	Over Votes:	0	0.00%	0	0.00%	0	0.00%	0	0.00%
	Under Votes:	0	0.00%	0	0.00%	4	3.85%	4	3.85%
PRESIDENT of the UNITED STATES, Vote For 1									
	Martin J. O'MALLEY	0	0.00%	0	0.00%	6	2.99%	6	2.99%
	Bernard "Bernie" SANDERS	0	0.00%	0	0.00%	93	46.27%	93	46.27%
	Hillary CLINTON	0	0.00%	0	0.00%	89	44.28%	89	44.28%
	Roque Rocky DE LA FUENTE	0	0.00%	0	0.00%	1	0.50%	1	0.50%
	"UNCOMMITTED"	0	0.00%	0	0.00%	12	5.97%	12	5.97%
	Cast Votes:	0	0.00%	0	0.00%	201	97.10%	201	97.10%
	Over Votes:	0	0.00%	0	0.00%	0	0.00%	0	0.00%
	Under Votes:	0	0.00%	0	0.00%	6	2.90%	6	2.90%
UNITED STATES SENATOR, Vote For 1									
	Grant T. SHORT	0	0.00%	0	0.00%	7	3.70%	7	3.70%
	Sellus WILDER	0	0.00%	0	0.00%	14	7.41%	14	7.41%
	Jim GRAY	0	0.00%	0	0.00%	150	79.37%	150	79.37%
	Rory HOULIHAN	0	0.00%	0	0.00%	3	1.59%	3	1.59%
	Jeff KENDER	0	0.00%	0	0.00%	2	1.06%	2	1.06%
	Ron LEACH	0	0.00%	0	0.00%	9	4.76%	9	4.76%
	Tom RECKTENWALD	0	0.00%	0	0.00%	4	2.12%	4	2.12%
	Cast Votes:	0	0.00%	0	0.00%	189	91.30%	189	91.30%
	Over Votes:	0	0.00%	0	0.00%	0	0.00%	0	0.00%
	Under Votes:	0	0.00%	0	0.00%	18	8.70%	18	8.70%

Precinct Report — Unofficial

PRESIDENTIAL PREFERENCE AND REGULAR PRIMARY — OFFICIAL BALLOT FOR MADISON COUNTY — May 17, 2016

05/17/2016 07:36 PM

Total Number of Voters : 12,316 of 0 = 0.00%

Precincts Reporting 46 of 46 = 100.00%

Party	Candidate	Absentee		Early		Election		Total	
Precinct C107 (Ballots Cast: 311)									
UNITED STATES REPRESENTATIVE in CONGRESS 6th Congressional District, Vote For 1									
	Nancy Jo KEMPER	0	0.00%	0	0.00%	126	70.00%	126	70.00%
	Michael COBLENZ	0	0.00%	0	0.00%	14	7.78%	14	7.78%
	Geoffrey M. "Geoff" YOUNG	0	0.00%	0	0.00%	40	22.22%	40	22.22%
	Cast Votes:	0	0.00%	0	0.00%	180	86.96%	180	86.96%
	Over Votes:	0	0.00%	0	0.00%	0	0.00%	0	0.00%
	Under Votes:	0	0.00%	0	0.00%	27	13.04%	27	13.04%
STATE REPRESENTATIVE 73rd Representative District, Vote For 1									
	Kenneth BLAIR	0	0.00%	0	0.00%	99	57.23%	99	57.23%
	John M. HENDRICKS	0	0.00%	0	0.00%	74	42.77%	74	42.77%
	Cast Votes:	0	0.00%	0	0.00%	173	83.57%	173	83.57%
	Over Votes:	0	0.00%	0	0.00%	0	0.00%	0	0.00%
	Under Votes:	0	0.00%	0	0.00%	34	16.43%	34	16.43%

Total Number of Voters : 12,316 of 0 = 0.00%

Precincts Reporting 46 of 46 = 100.00%

Party	Candidate	Absentee		Early		Election		Total	
Precinct C108 (Ballots Cast: 72)									
UNITED STATES SENATOR, Vote For 1									
	Stephen Howard SLAUGHTER	0	0.00%	0	0.00%	0	0.00%	0	0.00%
	James R. GOULD	0	0.00%	0	0.00%	1	5.00%	1	5.00%
	Rand PAUL	0	0.00%	0	0.00%	19	95.00%	19	95.00%
	Cast Votes:	0	0.00%	0	0.00%	20	100.00%	20	100.00%
	Over Votes:	0	0.00%	0	0.00%	0	0.00%	0	0.00%
	Under Votes:	0	0.00%	0	0.00%	0	0.00%	0	0.00%
UNITED STATES REPRESENTATIVE in CONGRESS 6th Congressional District, Vote For 1									
	Roger Q. BRILL	0	0.00%	0	0.00%	1	5.00%	1	5.00%
	Andy BARR	0	0.00%	0	0.00%	19	95.00%	19	95.00%
	Cast Votes:	0	0.00%	0	0.00%	20	100.00%	20	100.00%
	Over Votes:	0	0.00%	0	0.00%	0	0.00%	0	0.00%
	Under Votes:	0	0.00%	0	0.00%	0	0.00%	0	0.00%
STATE REPRESENTATIVE 81st Representative District, Vote For 1									
	C. Wesley MORGAN	0	0.00%	0	0.00%	13	68.42%	13	68.42%
	Gus LaFONTAINE	0	0.00%	0	0.00%	6	31.58%	6	31.58%
	Cast Votes:	0	0.00%	0	0.00%	19	95.00%	19	95.00%
	Over Votes:	0	0.00%	0	0.00%	0	0.00%	0	0.00%
	Under Votes:	0	0.00%	0	0.00%	1	5.00%	1	5.00%
PRESIDENT of the UNITED STATES, Vote For 1									
	Martin J. O'MALLEY	0	0.00%	0	0.00%	1	1.96%	1	1.96%
	Bernard "Bernie" SANDERS	0	0.00%	0	0.00%	21	41.18%	21	41.18%
	Hillary CLINTON	0	0.00%	0	0.00%	26	50.98%	26	50.98%
	Roque Rocky DE LA FUENTE	0	0.00%	0	0.00%	1	1.96%	1	1.96%
	"UNCOMMITTED"	0	0.00%	0	0.00%	2	3.92%	2	3.92%
	Cast Votes:	0	0.00%	0	0.00%	51	98.08%	51	98.08%
	Over Votes:	0	0.00%	0	0.00%	0	0.00%	0	0.00%
	Under Votes:	0	0.00%	0	0.00%	1	1.92%	1	1.92%
UNITED STATES SENATOR, Vote For 1									
	Grant T. SHORT	0	0.00%	0	0.00%	3	5.88%	3	5.88%
	Sellus WILDER	0	0.00%	0	0.00%	6	11.76%	6	11.76%
	Jim GRAY	0	0.00%	0	0.00%	36	70.59%	36	70.59%
	Rory HOULIHAN	0	0.00%	0	0.00%	0	0.00%	0	0.00%
	Jeff KENDER	0	0.00%	0	0.00%	3	5.88%	3	5.88%
	Ron LEACH	0	0.00%	0	0.00%	2	3.92%	2	3.92%
	Tom RECKTENWALD	0	0.00%	0	0.00%	1	1.96%	1	1.96%
	Cast Votes:	0	0.00%	0	0.00%	51	98.08%	51	98.08%
	Over Votes:	0	0.00%	0	0.00%	0	0.00%	0	0.00%
	Under Votes:	0	0.00%	0	0.00%	1	1.92%	1	1.92%

Total Number of Voters : 12,316 of 0 = 0.00%

Precincts Reporting 46 of 46 = 100.00%

Party	Candidate	Absentee		Early		Election		Total	
Precinct C108 (Ballots Cast: 72)									
UNITED STATES REPRESENTATIVE in CONGRESS 6th Congressional District, Vote For 1									
	Nancy Jo KEMPER	0	0.00%	0	0.00%	35	74.47%	35	74.47%
	Michael COBLENZ	0	0.00%	0	0.00%	1	2.13%	1	2.13%
	Geoffrey M. "Geoff" YOUNG	0	0.00%	0	0.00%	11	23.40%	11	23.40%
	Cast Votes:	0	0.00%	0	0.00%	47	90.38%	47	90.38%
	Over Votes:	0	0.00%	0	0.00%	0	0.00%	0	0.00%
	Under Votes:	0	0.00%	0	0.00%	5	9.62%	5	9.62%

Party	Candidate	Absentee		Early		Election		Total	
Precinct C109 (Ballots Cast: 276)									
UNITED STATES SENATOR, Vote For 1									
	Stephen Howard SLAUGHTER	0	0.00%	0	0.00%	3	3.37%	3	3.37%
	James R. GOULD	0	0.00%	0	0.00%	13	14.61%	13	14.61%
	Rand PAUL	0	0.00%	0	0.00%	73	82.02%	73	82.02%
	Cast Votes:	0	0.00%	0	0.00%	89	95.70%	89	95.70%
	Over Votes:	0	0.00%	0	0.00%	0	0.00%	0	0.00%
	Under Votes:	0	0.00%	0	0.00%	4	4.30%	4	4.30%
UNITED STATES REPRESENTATIVE in CONGRESS 6th Congressional District, Vote For 1									
	Roger Q. BRILL	0	0.00%	0	0.00%	15	16.48%	15	16.48%
	Andy BARR	0	0.00%	0	0.00%	76	83.52%	76	83.52%
	Cast Votes:	0	0.00%	0	0.00%	91	97.85%	91	97.85%
	Over Votes:	0	0.00%	0	0.00%	0	0.00%	0	0.00%
	Under Votes:	0	0.00%	0	0.00%	2	2.15%	2	2.15%
STATE REPRESENTATIVE 81st Representative District, Vote For 1									
	C. Wesley MORGAN	0	0.00%	0	0.00%	38	42.22%	38	42.22%
	Gus LaFONTAINE	0	0.00%	0	0.00%	52	57.78%	52	57.78%
	Cast Votes:	0	0.00%	0	0.00%	90	96.77%	90	96.77%
	Over Votes:	0	0.00%	0	0.00%	0	0.00%	0	0.00%
	Under Votes:	0	0.00%	0	0.00%	3	3.23%	3	3.23%
PRESIDENT of the UNITED STATES, Vote For 1									
	Martin J. O'MALLEY	0	0.00%	0	0.00%	3	1.65%	3	1.65%
	Bernard "Bernie" SANDERS	0	0.00%	0	0.00%	87	47.80%	87	47.80%
	Hillary CLINTON	0	0.00%	0	0.00%	86	47.25%	86	47.25%
	Roque Rocky DE LA FUENTE	0	0.00%	0	0.00%	0	0.00%	0	0.00%
	"UNCOMMITTED"	0	0.00%	0	0.00%	6	3.30%	6	3.30%
	Cast Votes:	0	0.00%	0	0.00%	182	99.45%	182	99.45%
	Over Votes:	0	0.00%	0	0.00%	0	0.00%	0	0.00%
	Under Votes:	0	0.00%	0	0.00%	1	0.55%	1	0.55%
UNITED STATES SENATOR, Vote For 1									
	Grant T. SHORT	0	0.00%	0	0.00%	8	4.44%	8	4.44%
	Sellus WILDER	0	0.00%	0	0.00%	14	7.78%	14	7.78%
	Jim GRAY	0	0.00%	0	0.00%	149	82.78%	149	82.78%
	Rory HOULIHAN	0	0.00%	0	0.00%	2	1.11%	2	1.11%
	Jeff KENDER	0	0.00%	0	0.00%	0	0.00%	0	0.00%
	Ron LEACH	0	0.00%	0	0.00%	6	3.33%	6	3.33%
	Tom RECKTENWALD	0	0.00%	0	0.00%	1	0.56%	1	0.56%
	Cast Votes:	0	0.00%	0	0.00%	180	98.36%	180	98.36%
	Over Votes:	0	0.00%	0	0.00%	0	0.00%	0	0.00%
	Under Votes:	0	0.00%	0	0.00%	3	1.64%	3	1.64%

Precinct Report — Unofficial

PRESIDENTIAL PREFERENCE AND REGULAR PRIMARY — OFFICIAL BALLOT FOR MADISON COUNTY — May 17, 2016

05/17/2016 07:36 PM

Total Number of Voters : 12,316 of 0 = 0.00%

Precincts Reporting 46 of 46 = 100.00%

Party	Candidate	Absentee		Early		Election		Total	
Precinct C109 (Ballots Cast: 276)									
UNITED STATES REPRESENTATIVE in CONGRESS 6th Congressional District, Vote For 1									
	Nancy Jo KEMPER	0	0.00%	0	0.00%	125	73.53%	125	73.53%
	Michael COBLENZ	0	0.00%	0	0.00%	7	4.12%	7	4.12%
	Geoffrey M. "Geoff" YOUNG	0	0.00%	0	0.00%	38	22.35%	38	22.35%
	Cast Votes:	0	0.00%	0	0.00%	170	92.90%	170	92.90%
	Over Votes:	0	0.00%	0	0.00%	0	0.00%	0	0.00%
	Under Votes:	0	0.00%	0	0.00%	13	7.10%	13	7.10%

Party	Candidate	Absentee		Early		Election		Total	
Precinct C110 (Ballots Cast: 350)									
UNITED STATES SENATOR, Vote For 1									
	Stephen Howard SLAUGHTER	0	0.00%	0	0.00%	5	6.49%	5	6.49%
	James R. GOULD	0	0.00%	0	0.00%	7	9.09%	7	9.09%
	Rand PAUL	0	0.00%	0	0.00%	65	84.42%	65	84.42%
	Cast Votes:	0	0.00%	0	0.00%	77	100.00%	77	100.00%
	Over Votes:	0	0.00%	0	0.00%	0	0.00%	0	0.00%
	Under Votes:	0	0.00%	0	0.00%	0	0.00%	0	0.00%
UNITED STATES REPRESENTATIVE in CONGRESS 6th Congressional District, Vote For 1									
	Roger Q. BRILL	0	0.00%	0	0.00%	11	14.67%	11	14.67%
	Andy BARR	0	0.00%	0	0.00%	64	85.33%	64	85.33%
	Cast Votes:	0	0.00%	0	0.00%	75	97.40%	75	97.40%
	Over Votes:	0	0.00%	0	0.00%	0	0.00%	0	0.00%
	Under Votes:	0	0.00%	0	0.00%	2	2.60%	2	2.60%
STATE REPRESENTATIVE 81st Representative District, Vote For 1									
	C. Wesley MORGAN	0	0.00%	0	0.00%	46	61.33%	46	61.33%
	Gus LaFONTAINE	0	0.00%	0	0.00%	29	38.67%	29	38.67%
	Cast Votes:	0	0.00%	0	0.00%	75	97.40%	75	97.40%
	Over Votes:	0	0.00%	0	0.00%	0	0.00%	0	0.00%
	Under Votes:	0	0.00%	0	0.00%	2	2.60%	2	2.60%
PRESIDENT of the UNITED STATES, Vote For 1									
	Martin J. O'MALLEY	0	0.00%	0	0.00%	1	0.37%	1	0.37%
	Bernard "Bernie" SANDERS	0	0.00%	0	0.00%	118	43.38%	118	43.38%
	Hillary CLINTON	0	0.00%	0	0.00%	145	53.31%	145	53.31%
	Roque Rocky DE LA FUENTE	0	0.00%	0	0.00%	1	0.37%	1	0.37%
	"UNCOMMITTED"	0	0.00%	0	0.00%	7	2.57%	7	2.57%
	Cast Votes:	0	0.00%	0	0.00%	272	99.63%	272	99.63%
	Over Votes:	0	0.00%	0	0.00%	0	0.00%	0	0.00%
	Under Votes:	0	0.00%	0	0.00%	1	0.37%	1	0.37%
UNITED STATES SENATOR, Vote For 1									
	Grant T. SHORT	0	0.00%	0	0.00%	10	3.83%	10	3.83%
	Sellus WILDER	0	0.00%	0	0.00%	28	10.73%	28	10.73%
	Jim GRAY	0	0.00%	0	0.00%	198	75.86%	198	75.86%
	Rory HOULIHAN	0	0.00%	0	0.00%	6	2.30%	6	2.30%
	Jeff KENDER	0	0.00%	0	0.00%	6	2.30%	6	2.30%
	Ron LEACH	0	0.00%	0	0.00%	11	4.21%	11	4.21%
	Tom RECKTENWALD	0	0.00%	0	0.00%	2	0.77%	2	0.77%
	Cast Votes:	0	0.00%	0	0.00%	261	95.60%	261	95.60%
	Over Votes:	0	0.00%	0	0.00%	0	0.00%	0	0.00%
	Under Votes:	0	0.00%	0	0.00%	12	4.40%	12	4.40%

Precinct Report — Unofficial

PRESIDENTIAL PREFERENCE AND REGULAR PRIMARY — OFFICIAL BALLOT FOR MADISON COUNTY — May 17, 2016

05/17/2016 07:36 PM

Total Number of Voters : 12,316 of 0 = 0.00%

Precincts Reporting 46 of 46 = 100.00%

Party	Candidate	Absentee		Early		Election		Total	
Precinct C110 (Ballots Cast: 350)									
UNITED STATES REPRESENTATIVE in CONGRESS 6th Congressional District, Vote For 1									
	Nancy Jo KEMPER	0	0.00%	0	0.00%	184	77.64%	184	77.64%
	Michael COBLENZ	0	0.00%	0	0.00%	12	5.06%	12	5.06%
	Geoffrey M. "Geoff" YOUNG	0	0.00%	0	0.00%	41	17.30%	41	17.30%
	Cast Votes:	0	0.00%	0	0.00%	237	86.81%	237	86.81%
	Over Votes:	0	0.00%	0	0.00%	0	0.00%	0	0.00%
	Under Votes:	0	0.00%	0	0.00%	36	13.19%	36	13.19%

Total Number of Voters : 12,316 of 0 = 0.00%

Precincts Reporting 46 of 46 = 100.00%

Party	Candidate	Absentee		Early		Election		Total	
Precinct C112 (Ballots Cast: 410)									
UNITED STATES SENATOR, Vote For 1									
	Stephen Howard SLAUGHTER	0	0.00%	0	0.00%	7	6.80%	7	6.80%
	James R. GOULD	0	0.00%	0	0.00%	9	8.74%	9	8.74%
	Rand PAUL	0	0.00%	0	0.00%	87	84.47%	87	84.47%
	Cast Votes:	0	0.00%	0	0.00%	103	99.04%	103	99.04%
	Over Votes:	0	0.00%	0	0.00%	0	0.00%	0	0.00%
	Under Votes:	0	0.00%	0	0.00%	1	0.96%	1	0.96%
UNITED STATES REPRESENTATIVE in CONGRESS 6th Congressional District, Vote For 1									
	Roger Q. BRILL	0	0.00%	0	0.00%	17	16.50%	17	16.50%
	Andy BARR	0	0.00%	0	0.00%	86	83.50%	86	83.50%
	Cast Votes:	0	0.00%	0	0.00%	103	99.04%	103	99.04%
	Over Votes:	0	0.00%	0	0.00%	0	0.00%	0	0.00%
	Under Votes:	0	0.00%	0	0.00%	1	0.96%	1	0.96%
STATE REPRESENTATIVE 81st Representative District, Vote For 1									
	C. Wesley MORGAN	0	0.00%	0	0.00%	71	68.93%	71	68.93%
	Gus LaFONTAINE	0	0.00%	0	0.00%	32	31.07%	32	31.07%
	Cast Votes:	0	0.00%	0	0.00%	103	99.04%	103	99.04%
	Over Votes:	0	0.00%	0	0.00%	0	0.00%	0	0.00%
	Under Votes:	0	0.00%	0	0.00%	1	0.96%	1	0.96%
PRESIDENT of the UNITED STATES, Vote For 1									
	Martin J. O'MALLEY	0	0.00%	0	0.00%	1	0.33%	1	0.33%
	Bernard "Bernie" SANDERS	0	0.00%	0	0.00%	184	60.53%	184	60.53%
	Hillary CLINTON	0	0.00%	0	0.00%	109	35.86%	109	35.86%
	Roque Rocky DE LA FUENTE	0	0.00%	0	0.00%	1	0.33%	1	0.33%
	"UNCOMMITTED"	0	0.00%	0	0.00%	9	2.96%	9	2.96%
	Cast Votes:	0	0.00%	0	0.00%	304	99.35%	304	99.35%
	Over Votes:	0	0.00%	0	0.00%	0	0.00%	0	0.00%
	Under Votes:	0	0.00%	0	0.00%	2	0.65%	2	0.65%
UNITED STATES SENATOR, Vote For 1									
	Grant T. SHORT	0	0.00%	0	0.00%	11	3.78%	11	3.78%
	Sellus WILDER	0	0.00%	0	0.00%	54	18.56%	54	18.56%
	Jim GRAY	0	0.00%	0	0.00%	200	68.73%	200	68.73%
	Rory HOULIHAN	0	0.00%	0	0.00%	3	1.03%	3	1.03%
	Jeff KENDER	0	0.00%	0	0.00%	9	3.09%	9	3.09%
	Ron LEACH	0	0.00%	0	0.00%	7	2.41%	7	2.41%
	Tom RECKTENWALD	0	0.00%	0	0.00%	7	2.41%	7	2.41%
	Cast Votes:	0	0.00%	0	0.00%	291	95.10%	291	95.10%
	Over Votes:	0	0.00%	0	0.00%	0	0.00%	0	0.00%
	Under Votes:	0	0.00%	0	0.00%	15	4.90%	15	4.90%

Precinct Report — Unofficial

PRESIDENTIAL PREFERENCE AND REGULAR PRIMARY — OFFICIAL BALLOT FOR MADISON COUNTY — May 17, 2016

05/17/2016 07:36 PM

Total Number of Voters : 12,316 of 0 = 0.00%

Precincts Reporting 46 of 46 = 100.00%

Party	Candidate	Absentee		Early		Election		Total	
Precinct C112 (Ballots Cast: 410)									
UNITED STATES REPRESENTATIVE In CONGRESS 6th Congressional District, Vote For 1									
	Nancy Jo KEMPER	0	0.00%	0	0.00%	199	71.58%	199	71.58%
	Michael COBLENZ	0	0.00%	0	0.00%	21	7.55%	21	7.55%
	Geoffrey M. "Geoff" YOUNG	0	0.00%	0	0.00%	58	20.86%	58	20.86%
	Cast Votes:	0	0.00%	0	0.00%	278	90.85%	278	90.85%
	Over Votes:	0	0.00%	0	0.00%	0	0.00%	0	0.00%
	Under Votes:	0	0.00%	0	0.00%	28	9.15%	28	9.15%

Precinct Report — Unofficial

PRESIDENTIAL PREFERENCE AND REGULAR PRIMARY — OFFICIAL BALLOT FOR MADISON COUNTY — May 17, 2016

05/17/2016 07:36 PM

Total Number of Voters : 12,316 of 0 = 0.00%

Precincts Reporting 46 of 46 = 100.00%

Party	Candidate	Absentee		Early		Election		Total	
Precinct C113 (Ballots Cast: 211)									
UNITED STATES SENATOR, Vote For 1									
	Stephen Howard SLAUGHTER	0	0.00%	0	0.00%	4	8.51%	4	8.51%
	James R. GOULD	0	0.00%	0	0.00%	2	4.26%	2	4.26%
	Rand PAUL	0	0.00%	0	0.00%	41	87.23%	41	87.23%
	Cast Votes:	0	0.00%	0	0.00%	47	97.92%	47	97.92%
	Over Votes:	0	0.00%	0	0.00%	0	0.00%	0	0.00%
	Under Votes:	0	0.00%	0	0.00%	1	2.08%	1	2.08%
UNITED STATES REPRESENTATIVE in CONGRESS 6th Congressional District, Vote For 1									
	Roger Q. BRILL	0	0.00%	0	0.00%	5	10.64%	5	10.64%
	Andy BARR	0	0.00%	0	0.00%	42	89.36%	42	89.36%
	Cast Votes:	0	0.00%	0	0.00%	47	97.92%	47	97.92%
	Over Votes:	0	0.00%	0	0.00%	0	0.00%	0	0.00%
	Under Votes:	0	0.00%	0	0.00%	1	2.08%	1	2.08%
STATE REPRESENTATIVE 81st Representative District, Vote For 1									
	C. Wesley MORGAN	0	0.00%	0	0.00%	24	53.33%	24	53.33%
	Gus LaFONTAINE	0	0.00%	0	0.00%	21	46.67%	21	46.67%
	Cast Votes:	0	0.00%	0	0.00%	45	93.75%	45	93.75%
	Over Votes:	0	0.00%	0	0.00%	0	0.00%	0	0.00%
	Under Votes:	0	0.00%	0	0.00%	3	6.25%	3	6.25%
PRESIDENT of the UNITED STATES, Vote For 1									
	Martin J. O'MALLEY	0	0.00%	0	0.00%	1	0.61%	1	0.61%
	Bernard "Bernie" SANDERS	0	0.00%	0	0.00%	82	50.31%	82	50.31%
	Hillary CLINTON	0	0.00%	0	0.00%	76	46.63%	76	46.63%
	Roque Rocky DE LA FUENTE	0	0.00%	0	0.00%	0	0.00%	0	0.00%
	"UNCOMMITTED"	0	0.00%	0	0.00%	4	2.45%	4	2.45%
	Cast Votes:	0	0.00%	0	0.00%	163	100.00%	163	100.00%
	Over Votes:	0	0.00%	0	0.00%	0	0.00%	0	0.00%
	Under Votes:	0	0.00%	0	0.00%	0	0.00%	0	0.00%
UNITED STATES SENATOR, Vote For 1									
	Grant T. SHORT	0	0.00%	0	0.00%	7	4.38%	7	4.38%
	Sellus WILDER	0	0.00%	0	0.00%	21	13.13%	21	13.13%
	Jim GRAY	0	0.00%	0	0.00%	122	76.25%	122	76.25%
	Rory HOULIHAN	0	0.00%	0	0.00%	3	1.88%	3	1.88%
	Jeff KENDER	0	0.00%	0	0.00%	1	0.63%	1	0.63%
	Ron LEACH	0	0.00%	0	0.00%	3	1.88%	3	1.88%
	Tom RECKTENWALD	0	0.00%	0	0.00%	3	1.88%	3	1.88%
	Cast Votes:	0	0.00%	0	0.00%	160	98.16%	160	98.16%
	Over Votes:	0	0.00%	0	0.00%	0	0.00%	0	0.00%
	Under Votes:	0	0.00%	0	0.00%	3	1.84%	3	1.84%

Precinct Report — Unofficial

PRESIDENTIAL PREFERENCE AND REGULAR PRIMARY — OFFICIAL BALLOT FOR MADISON COUNTY — May 17, 2016

05/17/2016 07:36 PM

Total Number of Voters : 12,316 of 0 = 0.00%

Precincts Reporting 46 of 46 = 100.00%

Party	Candidate	Absentee		Early		Election		Total	
Precinct C113 (Ballots Cast: 211)									
UNITED STATES REPRESENTATIVE in CONGRESS 6th Congressional District, Vote For 1									
	Nancy Jo KEMPER	0	0.00%	0	0.00%	107	70.86%	107	70.86%
	Michael COBLENZ	0	0.00%	0	0.00%	13	8.61%	13	8.61%
	Geoffrey M. "Geoff" YOUNG	0	0.00%	0	0.00%	31	20.53%	31	20.53%
	Cast Votes:	0	0.00%	0	0.00%	151	92.64%	151	92.64%
	Over Votes:	0	0.00%	0	0.00%	0	0.00%	0	0.00%
	Under Votes:	0	0.00%	0	0.00%	12	7.36%	12	7.36%

Precinct Report — Unofficial

PRESIDENTIAL PREFERENCE AND REGULAR PRIMARY — OFFICIAL BALLOT FOR MADISON COUNTY — May 17, 2016

05/17/2016 07:36 PM

Total Number of Voters : 12,316 of 0 = 0.00%

Precincts Reporting 46 of 46 = 100.00%

Party	Candidate	Absentee		Early		Election		Total	
Precinct C114 (Ballots Cast: 121)									
UNITED STATES SENATOR, Vote For 1									
	Stephen Howard SLAUGHTER	0	0.00%	0	0.00%	0	0.00%	0	0.00%
	James R. GOULD	0	0.00%	0	0.00%	5	33.33%	5	33.33%
	Rand PAUL	0	0.00%	0	0.00%	10	66.67%	10	66.67%
	Cast Votes:	0	0.00%	0	0.00%	15	88.24%	15	88.24%
	Over Votes:	0	0.00%	0	0.00%	0	0.00%	0	0.00%
	Under Votes:	0	0.00%	0	0.00%	2	11.76%	2	11.76%
UNITED STATES REPRESENTATIVE in CONGRESS 6th Congressional District, Vote For 1									
	Roger Q. BRILL	0	0.00%	0	0.00%	3	18.75%	3	18.75%
	Andy BARR	0	0.00%	0	0.00%	13	81.25%	13	81.25%
	Cast Votes:	0	0.00%	0	0.00%	16	94.12%	16	94.12%
	Over Votes:	0	0.00%	0	0.00%	0	0.00%	0	0.00%
	Under Votes:	0	0.00%	0	0.00%	1	5.88%	1	5.88%
STATE REPRESENTATIVE 81st Representative District, Vote For 1									
	C. Wesley MORGAN	0	0.00%	0	0.00%	9	56.25%	9	56.25%
	Gus LaFONTAINE	0	0.00%	0	0.00%	7	43.75%	7	43.75%
	Cast Votes:	0	0.00%	0	0.00%	16	94.12%	16	94.12%
	Over Votes:	0	0.00%	0	0.00%	0	0.00%	0	0.00%
	Under Votes:	0	0.00%	0	0.00%	1	5.88%	1	5.88%
PRESIDENT of the UNITED STATES, Vote For 1									
	Martin J. O'MALLEY	0	0.00%	0	0.00%	0	0.00%	0	0.00%
	Bernard "Bernie" SANDERS	0	0.00%	0	0.00%	47	45.63%	47	45.63%
	Hillary CLINTON	0	0.00%	0	0.00%	53	51.46%	53	51.46%
	Roque Rocky DE LA FUENTE	0	0.00%	0	0.00%	0	0.00%	0	0.00%
	"UNCOMMITTED"	0	0.00%	0	0.00%	3	2.91%	3	2.91%
	Cast Votes:	0	0.00%	0	0.00%	103	99.04%	103	99.04%
	Over Votes:	0	0.00%	0	0.00%	0	0.00%	0	0.00%
	Under Votes:	0	0.00%	0	0.00%	1	0.96%	1	0.96%
UNITED STATES SENATOR, Vote For 1									
	Grant T. SHORT	0	0.00%	0	0.00%	2	2.04%	2	2.04%
	Sellus WILDER	0	0.00%	0	0.00%	17	17.35%	17	17.35%
	Jim GRAY	0	0.00%	0	0.00%	69	70.41%	69	70.41%
	Rory HOULIHAN	0	0.00%	0	0.00%	2	2.04%	2	2.04%
	Jeff KENDER	0	0.00%	0	0.00%	1	1.02%	1	1.02%
	Ron LEACH	0	0.00%	0	0.00%	5	5.10%	5	5.10%
	Tom RECKTENWALD	0	0.00%	0	0.00%	2	2.04%	2	2.04%
	Cast Votes:	0	0.00%	0	0.00%	98	94.23%	98	94.23%
	Over Votes:	0	0.00%	0	0.00%	0	0.00%	0	0.00%
	Under Votes:	0	0.00%	0	0.00%	6	5.77%	6	5.77%

Precinct Report — Unofficial

PRESIDENTIAL PREFERENCE AND REGULAR PRIMARY — OFFICIAL BALLOT FOR MADISON COUNTY — May 17, 2016

05/17/2016 07:36 PM

Total Number of Voters : 12,316 of 0 = 0.00%

Precincts Reporting 46 of 46 = 100.00%

Party	Candidate	Absentee		Early		Election		Total	
Precinct C114 (Ballots Cast: 121)									
UNITED STATES REPRESENTATIVE in CONGRESS 6th Congressional District, Vote For 1									
	Nancy Jo KEMPER	0	0.00%	0	0.00%	70	74.47%	70	74.47%
	Michael COBLENZ	0	0.00%	0	0.00%	8	8.51%	8	8.51%
	Geoffrey M. "Geoff" YOUNG	0	0.00%	0	0.00%	16	17.02%	16	17.02%
	Cast Votes:	0	0.00%	0	0.00%	94	90.38%	94	90.38%
	Over Votes:	0	0.00%	0	0.00%	0	0.00%	0	0.00%
	Under Votes:	0	0.00%	0	0.00%	10	9.62%	10	9.62%

Precinct Report — Unofficial

PRESIDENTIAL PREFERENCE AND REGULAR PRIMARY — OFFICIAL BALLOT FOR MADISON COUNTY — May 17, 2016

05/17/2016 07:36 PM

Total Number of Voters : 12,316 of 0 = 0.00%

Precincts Reporting 46 of 46 = 100.00%

Party	Candidate	Absentee		Early		Election		Total	
Precinct D101 (Ballots Cast: 140)									
UNITED STATES SENATOR, Vote For 1									
	Stephen Howard SLAUGHTER	0	0.00%	0	0.00%	1	2.33%	1	2.33%
	James R. GOULD	0	0.00%	0	0.00%	4	9.30%	4	9.30%
	Rand PAUL	0	0.00%	0	0.00%	38	88.37%	38	88.37%
	Cast Votes:	0	0.00%	0	0.00%	43	100.00%	43	100.00%
	Over Votes:	0	0.00%	0	0.00%	0	0.00%	0	0.00%
	Under Votes:	0	0.00%	0	0.00%	0	0.00%	0	0.00%
UNITED STATES REPRESENTATIVE in CONGRESS 6th Congressional District, Vote For 1									
	Roger Q. BRILL	0	0.00%	0	0.00%	9	20.93%	9	20.93%
	Andy BARR	0	0.00%	0	0.00%	34	79.07%	34	79.07%
	Cast Votes:	0	0.00%	0	0.00%	43	100.00%	43	100.00%
	Over Votes:	0	0.00%	0	0.00%	0	0.00%	0	0.00%
	Under Votes:	0	0.00%	0	0.00%	0	0.00%	0	0.00%
STATE REPRESENTATIVE 71st Representative District, Vote For 1									
	Buzz C. CARLOFTIS	0	0.00%	0	0.00%	8	18.60%	8	18.60%
	Jonathan SHELL	0	0.00%	0	0.00%	35	81.40%	35	81.40%
	Cast Votes:	0	0.00%	0	0.00%	43	100.00%	43	100.00%
	Over Votes:	0	0.00%	0	0.00%	0	0.00%	0	0.00%
	Under Votes:	0	0.00%	0	0.00%	0	0.00%	0	0.00%
PRESIDENT of the UNITED STATES, Vote For 1									
	Martin J. O'MALLEY	0	0.00%	0	0.00%	2	2.06%	2	2.06%
	Bernard "Bernie" SANDERS	0	0.00%	0	0.00%	51	52.58%	51	52.58%
	Hillary CLINTON	0	0.00%	0	0.00%	40	41.24%	40	41.24%
	Roque Rocky DE LA FUENTE	0	0.00%	0	0.00%	0	0.00%	0	0.00%
	"UNCOMMITTED"	0	0.00%	0	0.00%	4	4.12%	4	4.12%
	Cast Votes:	0	0.00%	0	0.00%	97	100.00%	97	100.00%
	Over Votes:	0	0.00%	0	0.00%	0	0.00%	0	0.00%
	Under Votes:	0	0.00%	0	0.00%	0	0.00%	0	0.00%
UNITED STATES SENATOR, Vote For 1									
	Grant T. SHORT	0	0.00%	0	0.00%	3	3.26%	3	3.26%
	Sellus WILDER	0	0.00%	0	0.00%	10	10.87%	10	10.87%
	Jim GRAY	0	0.00%	0	0.00%	69	75.00%	69	75.00%
	Rory HOULIHAN	0	0.00%	0	0.00%	0	0.00%	0	0.00%
	Jeff KENDER	0	0.00%	0	0.00%	0	0.00%	0	0.00%
	Ron LEACH	0	0.00%	0	0.00%	10	10.87%	10	10.87%
	Tom RECKTENWALD	0	0.00%	0	0.00%	0	0.00%	0	0.00%
	Cast Votes:	0	0.00%	0	0.00%	92	94.85%	92	94.85%
	Over Votes:	0	0.00%	0	0.00%	0	0.00%	0	0.00%
	Under Votes:	0	0.00%	0	0.00%	5	5.15%	5	5.15%

Precinct Report — Unofficial

PRESIDENTIAL PREFERENCE AND REGULAR PRIMARY — OFFICIAL BALLOT FOR MADISON COUNTY — May 17, 2016

05/17/2016 07:36 PM

Total Number of Voters : 12,316 of 0 = 0.00%

Precincts Reporting 46 of 46 = 100.00%

Party	Candidate	Absentee		Early		Election		Total	
Precinct D101 (Ballots Cast: 140)									
UNITED STATES REPRESENTATIVE in CONGRESS 6th Congressional District, Vote For 1									
	Nancy Jo KEMPER	0	0.00%	0	0.00%	63	72.41%	63	72.41%
	Michael COBLENZ	0	0.00%	0	0.00%	6	6.90%	6	6.90%
	Geoffrey M. "Geoff" YOUNG	0	0.00%	0	0.00%	18	20.69%	18	20.69%
	Cast Votes:	0	0.00%	0	0.00%	87	89.69%	87	89.69%
	Over Votes:	0	0.00%	0	0.00%	0	0.00%	0	0.00%
	Under Votes:	0	0.00%	0	0.00%	10	10.31%	10	10.31%

Precinct Report — Unofficial

PRESIDENTIAL PREFERENCE AND REGULAR PRIMARY — OFFICIAL BALLOT FOR MADISON COUNTY — May 17, 2016

05/17/2016 07:36 PM

Total Number of Voters : 12,316 of 0 = 0.00%

Precincts Reporting 46 of 46 = 100.00%

Party	Candidate	Absentee		Early		Election		Total	
Precinct D102 (Ballots Cast: 251)									
UNITED STATES SENATOR, Vote For 1									
	Stephen Howard SLAUGHTER	0	0.00%	0	0.00%	2	2.30%	2	2.30%
	James R. GOULD	0	0.00%	0	0.00%	3	3.45%	3	3.45%
	Rand PAUL	0	0.00%	0	0.00%	82	94.25%	82	94.25%
	Cast Votes:	0	0.00%	0	0.00%	87	97.75%	87	97.75%
	Over Votes:	0	0.00%	0	0.00%	0	0.00%	0	0.00%
	Under Votes:	0	0.00%	0	0.00%	2	2.25%	2	2.25%
UNITED STATES REPRESENTATIVE in CONGRESS 6th Congressional District, Vote For 1									
	Roger Q. BRILL	0	0.00%	0	0.00%	7	7.95%	7	7.95%
	Andy BARR	0	0.00%	0	0.00%	81	92.05%	81	92.05%
	Cast Votes:	0	0.00%	0	0.00%	88	98.88%	88	98.88%
	Over Votes:	0	0.00%	0	0.00%	0	0.00%	0	0.00%
	Under Votes:	0	0.00%	0	0.00%	1	1.12%	1	1.12%
STATE REPRESENTATIVE 71st Representative District, Vote For 1									
	Buzz C. CARLOFTIS	0	0.00%	0	0.00%	8	9.09%	8	9.09%
	Jonathan SHELL	0	0.00%	0	0.00%	80	90.91%	80	90.91%
	Cast Votes:	0	0.00%	0	0.00%	88	98.88%	88	98.88%
	Over Votes:	0	0.00%	0	0.00%	0	0.00%	0	0.00%
	Under Votes:	0	0.00%	0	0.00%	1	1.12%	1	1.12%
PRESIDENT of the UNITED STATES, Vote For 1									
	Martin J. O'MALLEY	0	0.00%	0	0.00%	3	1.85%	3	1.85%
	Bernard "Bernie" SANDERS	0	0.00%	0	0.00%	90	55.56%	90	55.56%
	Hillary CLINTON	0	0.00%	0	0.00%	57	35.19%	57	35.19%
	Roque Rocky DE LA FUENTE	0	0.00%	0	0.00%	0	0.00%	0	0.00%
	"UNCOMMITTED"	0	0.00%	0	0.00%	12	7.41%	12	7.41%
	Cast Votes:	0	0.00%	0	0.00%	162	100.00%	162	100.00%
	Over Votes:	0	0.00%	0	0.00%	0	0.00%	0	0.00%
	Under Votes:	0	0.00%	0	0.00%	0	0.00%	0	0.00%
UNITED STATES SENATOR, Vote For 1									
	Grant T. SHORT	0	0.00%	0	0.00%	13	8.39%	13	8.39%
	Sellus WILDER	0	0.00%	0	0.00%	27	17.42%	27	17.42%
	Jim GRAY	0	0.00%	0	0.00%	104	67.10%	104	67.10%
	Rory HOULIHAN	0	0.00%	0	0.00%	3	1.94%	3	1.94%
	Jeff KENDER	0	0.00%	0	0.00%	6	3.87%	6	3.87%
	Ron LEACH	0	0.00%	0	0.00%	2	1.29%	2	1.29%
	Tom RECKTENWALD	0	0.00%	0	0.00%	0	0.00%	0	0.00%
	Cast Votes:	0	0.00%	0	0.00%	155	95.68%	155	95.68%
	Over Votes:	0	0.00%	0	0.00%	0	0.00%	0	0.00%
	Under Votes:	0	0.00%	0	0.00%	7	4.32%	7	4.32%

Precinct Report — Unofficial

PRESIDENTIAL PREFERENCE AND REGULAR PRIMARY — OFFICIAL BALLOT FOR MADISON COUNTY — May 17, 2016

05/17/2016 07:36 PM

Total Number of Voters : 12,316 of 0 = 0.00%

Precincts Reporting 46 of 46 = 100.00%

Party	Candidate	Absentee		Early		Election		Total	
Precinct D102 (Ballots Cast: 251)									
UNITED STATES REPRESENTATIVE in CONGRESS 6th Congressional District, Vote For 1									
	Nancy Jo KEMPER	0	0.00%	0	0.00%	108	75.00%	108	75.00%
	Michael COBLENZ	0	0.00%	0	0.00%	8	5.56%	8	5.56%
	Geoffrey M. "Geoff" YOUNG	0	0.00%	0	0.00%	28	19.44%	28	19.44%
	Cast Votes:	0	0.00%	0	0.00%	144	88.89%	144	88.89%
	Over Votes:	0	0.00%	0	0.00%	0	0.00%	0	0.00%
	Under Votes:	0	0.00%	0	0.00%	18	11.11%	18	11.11%

Precinct Report — Unofficial

PRESIDENTIAL PREFERENCE AND REGULAR PRIMARY — OFFICIAL BALLOT FOR MADISON COUNTY — May 17, 2016

05/17/2016 07:36 PM

Total Number of Voters : 12,316 of 0 = 0.00%

Precincts Reporting 46 of 46 = 100.00%

Party	Candidate	Absentee		Early		Election		Total	
Precinct D103 (Ballots Cast: 269)									
UNITED STATES SENATOR, Vote For 1									
	Stephen Howard SLAUGHTER	0	0.00%	0	0.00%	3	3.09%	3	3.09%
	James R. GOULD	0	0.00%	0	0.00%	7	7.22%	7	7.22%
	Rand PAUL	0	0.00%	0	0.00%	87	89.69%	87	89.69%
	Cast Votes:	0	0.00%	0	0.00%	97	97.98%	97	97.98%
	Over Votes:	0	0.00%	0	0.00%	0	0.00%	0	0.00%
	Under Votes:	0	0.00%	0	0.00%	2	2.02%	2	2.02%
UNITED STATES REPRESENTATIVE in CONGRESS 6th Congressional District, Vote For 1									
	Roger Q. BRILL	0	0.00%	0	0.00%	11	11.22%	11	11.22%
	Andy BARR	0	0.00%	0	0.00%	87	88.78%	87	88.78%
	Cast Votes:	0	0.00%	0	0.00%	98	98.99%	98	98.99%
	Over Votes:	0	0.00%	0	0.00%	0	0.00%	0	0.00%
	Under Votes:	0	0.00%	0	0.00%	1	1.01%	1	1.01%
STATE REPRESENTATIVE 71st Representative District, Vote For 1									
	Buzz C. CARLOFTIS	0	0.00%	0	0.00%	3	3.09%	3	3.09%
	Jonathan SHELL	0	0.00%	0	0.00%	94	96.91%	94	96.91%
	Cast Votes:	0	0.00%	0	0.00%	97	97.98%	97	97.98%
	Over Votes:	0	0.00%	0	0.00%	0	0.00%	0	0.00%
	Under Votes:	0	0.00%	0	0.00%	2	2.02%	2	2.02%
PRESIDENT of the UNITED STATES, Vote For 1									
	Martin J. O'MALLEY	0	0.00%	0	0.00%	2	1.18%	2	1.18%
	Bernard "Bernie" SANDERS	0	0.00%	0	0.00%	94	55.62%	94	55.62%
	Hillary CLINTON	0	0.00%	0	0.00%	61	36.09%	61	36.09%
	Roque Rocky DE LA FUENTE	0	0.00%	0	0.00%	0	0.00%	0	0.00%
	"UNCOMMITTED"	0	0.00%	0	0.00%	12	7.10%	12	7.10%
	Cast Votes:	0	0.00%	0	0.00%	169	99.41%	169	99.41%
	Over Votes:	0	0.00%	0	0.00%	0	0.00%	0	0.00%
	Under Votes:	0	0.00%	0	0.00%	1	0.59%	1	0.59%
UNITED STATES SENATOR, Vote For 1									
	Grant T. SHORT	0	0.00%	0	0.00%	12	7.36%	12	7.36%
	Sellus WILDER	0	0.00%	0	0.00%	28	17.18%	28	17.18%
	Jim GRAY	0	0.00%	0	0.00%	111	68.10%	111	68.10%
	Rory HOULIHAN	0	0.00%	0	0.00%	2	1.23%	2	1.23%
	Jeff KENDER	0	0.00%	0	0.00%	2	1.23%	2	1.23%
	Ron LEACH	0	0.00%	0	0.00%	3	1.84%	3	1.84%
	Tom RECKTENWALD	0	0.00%	0	0.00%	5	3.07%	5	3.07%
	Cast Votes:	0	0.00%	0	0.00%	163	95.88%	163	95.88%
	Over Votes:	0	0.00%	0	0.00%	0	0.00%	0	0.00%
	Under Votes:	0	0.00%	0	0.00%	7	4.12%	7	4.12%

Precinct Report — Unofficial

PRESIDENTIAL PREFERENCE AND REGULAR PRIMARY — OFFICIAL BALLOT FOR MADISON COUNTY — May 17, 2016

05/17/2016 07:36 PM

Total Number of Voters : 12,316 of 0 = 0.00%

Precincts Reporting 46 of 46 = 100.00%

Party	Candidate	Absentee		Early		Election		Total	
Precinct D103 (Ballots Cast: 269)									
UNITED STATES REPRESENTATIVE In CONGRESS 6th Congressional District, Vote For 1									
	Nancy Jo KEMPER	0	0.00%	0	0.00%	116	75.82%	116	75.82%
	Michael COBLENZ	0	0.00%	0	0.00%	8	5.23%	8	5.23%
	Geoffrey M. "Geoff" YOUNG	0	0.00%	0	0.00%	29	18.95%	29	18.95%
	Cast Votes:	0	0.00%	0	0.00%	153	90.00%	153	90.00%
	Over Votes:	0	0.00%	0	0.00%	0	0.00%	0	0.00%
	Under Votes:	0	0.00%	0	0.00%	17	10.00%	17	10.00%

Total Number of Voters : 12,316 of 0 = 0.00%

Precincts Reporting 46 of 46 = 100.00%

Party	Candidate	Absentee		Early		Election		Total	
Precinct D104 (Ballots Cast: 38)									
UNITED STATES SENATOR, Vote For 1									
	Stephen Howard SLAUGHTER	0	0.00%	0	0.00%	1	11.11%	1	11.11%
	James R. GOULD	0	0.00%	0	0.00%	2	22.22%	2	22.22%
	Rand PAUL	0	0.00%	0	0.00%	6	66.67%	6	66.67%
	Cast Votes:	0	0.00%	0	0.00%	9	100.00%	9	100.00%
	Over Votes:	0	0.00%	0	0.00%	0	0.00%	0	0.00%
	Under Votes:	0	0.00%	0	0.00%	0	0.00%	0	0.00%
UNITED STATES REPRESENTATIVE in CONGRESS 6th Congressional District, Vote For 1									
	Roger Q. BRILL	0	0.00%	0	0.00%	3	33.33%	3	33.33%
	Andy BARR	0	0.00%	0	0.00%	6	66.67%	6	66.67%
	Cast Votes:	0	0.00%	0	0.00%	9	100.00%	9	100.00%
	Over Votes:	0	0.00%	0	0.00%	0	0.00%	0	0.00%
	Under Votes:	0	0.00%	0	0.00%	0	0.00%	0	0.00%
STATE REPRESENTATIVE 81st Representative District, Vote For 1									
	C. Wesley MORGAN	0	0.00%	0	0.00%	9	100.00%	9	100.00%
	Gus LaFONTAINE	0	0.00%	0	0.00%	0	0.00%	0	0.00%
	Cast Votes:	0	0.00%	0	0.00%	9	100.00%	9	100.00%
	Over Votes:	0	0.00%	0	0.00%	0	0.00%	0	0.00%
	Under Votes:	0	0.00%	0	0.00%	0	0.00%	0	0.00%
PRESIDENT of the UNITED STATES, Vote For 1									
	Martin J. O'MALLEY	0	0.00%	0	0.00%	0	0.00%	0	0.00%
	Bernard "Bernie" SANDERS	0	0.00%	0	0.00%	6	21.43%	6	21.43%
	Hillary CLINTON	0	0.00%	0	0.00%	21	75.00%	21	75.00%
	Roque Rocky DE LA FUENTE	0	0.00%	0	0.00%	0	0.00%	0	0.00%
	"UNCOMMITTED"	0	0.00%	0	0.00%	1	3.57%	1	3.57%
	Cast Votes:	0	0.00%	0	0.00%	28	96.55%	28	96.55%
	Over Votes:	0	0.00%	0	0.00%	0	0.00%	0	0.00%
	Under Votes:	0	0.00%	0	0.00%	1	3.45%	1	3.45%
UNITED STATES SENATOR, Vote For 1									
	Grant T. SHORT	0	0.00%	0	0.00%	2	6.90%	2	6.90%
	Sellus WILDER	0	0.00%	0	0.00%	0	0.00%	0	0.00%
	Jim GRAY	0	0.00%	0	0.00%	26	89.66%	26	89.66%
	Rory HOULIHAN	0	0.00%	0	0.00%	0	0.00%	0	0.00%
	Jeff KENDER	0	0.00%	0	0.00%	0	0.00%	0	0.00%
	Ron LEACH	0	0.00%	0	0.00%	1	3.45%	1	3.45%
	Tom RECKTENWALD	0	0.00%	0	0.00%	0	0.00%	0	0.00%
	Cast Votes:	0	0.00%	0	0.00%	29	100.00%	29	100.00%
	Over Votes:	0	0.00%	0	0.00%	0	0.00%	0	0.00%
	Under Votes:	0	0.00%	0	0.00%	0	0.00%	0	0.00%

Precinct Report — Unofficial

PRESIDENTIAL PREFERENCE AND REGULAR PRIMARY — OFFICIAL BALLOT FOR MADISON COUNTY — May 17, 2016

05/17/2016 07:36 PM

Total Number of Voters : 12,316 of 0 = 0.00%

Precincts Reporting 46 of 46 = 100.00%

Party	Candidate	Absentee		Early		Election		Total	
Precinct D104 (Ballots Cast: 38)									
UNITED STATES REPRESENTATIVE in CONGRESS 6th Congressional District, Vote For 1									
	Nancy Jo KEMPER	0	0.00%	0	0.00%	18	64.29%	18	64.29%
	Michael COBLENZ	0	0.00%	0	0.00%	1	3.57%	1	3.57%
	Geoffrey M. "Geoff" YOUNG	0	0.00%	0	0.00%	9	32.14%	9	32.14%
	Cast Votes:	0	0.00%	0	0.00%	28	96.55%	28	96.55%
	Over Votes:	0	0.00%	0	0.00%	0	0.00%	0	0.00%
	Under Votes:	0	0.00%	0	0.00%	1	3.45%	1	3.45%

Precinct Report — Unofficial

PRESIDENTIAL PREFERENCE AND REGULAR PRIMARY — OFFICIAL BALLOT FOR MADISON COUNTY — May 17, 2016

05/17/2016 07:36 PM

Total Number of Voters : 12,316 of 0 = 0.00%

Precincts Reporting 46 of 46 = 100.00%

Party	Candidate	Absentee		Early		Election		Total	
Precinct D105 (Ballots Cast: 229)									
UNITED STATES SENATOR, Vote For 1									
	Stephen Howard SLAUGHTER	0	0.00%	0	0.00%	5	6.17%	5	6.17%
	James R. GOULD	0	0.00%	0	0.00%	9	11.11%	9	11.11%
	Rand PAUL	0	0.00%	0	0.00%	67	82.72%	67	82.72%
	Cast Votes:	0	0.00%	0	0.00%	81	98.78%	81	98.78%
	Over Votes:	0	0.00%	0	0.00%	0	0.00%	0	0.00%
	Under Votes:	0	0.00%	0	0.00%	1	1.22%	1	1.22%
UNITED STATES REPRESENTATIVE in CONGRESS 6th Congressional District, Vote For 1									
	Roger Q. BRILL	0	0.00%	0	0.00%	17	20.99%	17	20.99%
	Andy BARR	0	0.00%	0	0.00%	64	79.01%	64	79.01%
	Cast Votes:	0	0.00%	0	0.00%	81	98.78%	81	98.78%
	Over Votes:	0	0.00%	0	0.00%	0	0.00%	0	0.00%
	Under Votes:	0	0.00%	0	0.00%	1	1.22%	1	1.22%
STATE REPRESENTATIVE 81st Representative District, Vote For 1									
	C. Wesley MORGAN	0	0.00%	0	0.00%	48	60.00%	48	60.00%
	Gus LaFONTAINE	0	0.00%	0	0.00%	32	40.00%	32	40.00%
	Cast Votes:	0	0.00%	0	0.00%	80	97.56%	80	97.56%
	Over Votes:	0	0.00%	0	0.00%	0	0.00%	0	0.00%
	Under Votes:	0	0.00%	0	0.00%	2	2.44%	2	2.44%
PRESIDENT of the UNITED STATES, Vote For 1									
	Martin J. O'MALLEY	0	0.00%	0	0.00%	2	1.36%	2	1.36%
	Bernard "Bernie" SANDERS	0	0.00%	0	0.00%	84	57.14%	84	57.14%
	Hillary CLINTON	0	0.00%	0	0.00%	49	33.33%	49	33.33%
	Roque Rocky DE LA FUENTE	0	0.00%	0	0.00%	0	0.00%	0	0.00%
	"UNCOMMITTED"	0	0.00%	0	0.00%	12	8.16%	12	8.16%
	Cast Votes:	0	0.00%	0	0.00%	147	100.00%	147	100.00%
	Over Votes:	0	0.00%	0	0.00%	0	0.00%	0	0.00%
	Under Votes:	0	0.00%	0	0.00%	0	0.00%	0	0.00%
UNITED STATES SENATOR, Vote For 1									
	Grant T. SHORT	0	0.00%	0	0.00%	6	4.41%	6	4.41%
	Sellus WILDER	0	0.00%	0	0.00%	28	20.59%	28	20.59%
	Jim GRAY	0	0.00%	0	0.00%	90	66.18%	90	66.18%
	Rory HOULIHAN	0	0.00%	0	0.00%	3	2.21%	3	2.21%
	Jeff KENDER	0	0.00%	0	0.00%	5	3.68%	5	3.68%
	Ron LEACH	0	0.00%	0	0.00%	3	2.21%	3	2.21%
	Tom RECKTENWALD	0	0.00%	0	0.00%	1	0.74%	1	0.74%
	Cast Votes:	0	0.00%	0	0.00%	136	92.52%	136	92.52%
	Over Votes:	0	0.00%	0	0.00%	0	0.00%	0	0.00%
	Under Votes:	0	0.00%	0	0.00%	11	7.48%	11	7.48%

Precinct Report — Unofficial

PRESIDENTIAL PREFERENCE AND REGULAR PRIMARY — OFFICIAL BALLOT FOR MADISON COUNTY — May 17, 2016

05/17/2016 07:36 PM

Total Number of Voters : 12,316 of 0 = 0.00%

Precincts Reporting 46 of 46 = 100.00%

Party	Candidate	Absentee		Early		Election		Total	
Precinct D105 (Ballots Cast: 229)									
UNITED STATES REPRESENTATIVE in CONGRESS 6th Congressional District, Vote For 1									
	Nancy Jo KEMPER	0	0.00%	0	0.00%	90	69.23%	90	69.23%
	Michael COBLENZ	0	0.00%	0	0.00%	15	11.54%	15	11.54%
	Geoffrey M. "Geoff" YOUNG	0	0.00%	0	0.00%	25	19.23%	25	19.23%
	Cast Votes:	0	0.00%	0	0.00%	130	88.44%	130	88.44%
	Over Votes:	0	0.00%	0	0.00%	0	0.00%	0	0.00%
	Under Votes:	0	0.00%	0	0.00%	17	11.56%	17	11.56%

Total Number of Voters : 12,316 of 0 = 0.00%

Precincts Reporting 46 of 46 = 100.00%

Party	Candidate	Absentee		Early		Election		Total	
Precinct D106 (Ballots Cast: 482)									
UNITED STATES SENATOR, Vote For 1									
	Stephen Howard SLAUGHTER	0	0.00%	0	0.00%	9	4.48%	9	4.48%
	James R. GOULD	0	0.00%	0	0.00%	9	4.48%	9	4.48%
	Rand PAUL	0	0.00%	0	0.00%	183	91.04%	183	91.04%
	Cast Votes:	0	0.00%	0	0.00%	201	99.50%	201	99.50%
	Over Votes:	0	0.00%	0	0.00%	0	0.00%	0	0.00%
	Under Votes:	0	0.00%	0	0.00%	1	0.50%	1	0.50%
UNITED STATES REPRESENTATIVE in CONGRESS 6th Congressional District, Vote For 1									
	Roger Q. BRILL	0	0.00%	0	0.00%	26	13.00%	26	13.00%
	Andy BARR	0	0.00%	0	0.00%	174	87.00%	174	87.00%
	Cast Votes:	0	0.00%	0	0.00%	200	99.01%	200	99.01%
	Over Votes:	0	0.00%	0	0.00%	0	0.00%	0	0.00%
	Under Votes:	0	0.00%	0	0.00%	2	0.99%	2	0.99%
PRESIDENT of the UNITED STATES, Vote For 1									
	Martin J. O'MALLEY	0	0.00%	0	0.00%	7	2.50%	7	2.50%
	Bernard "Bernie" SANDERS	0	0.00%	0	0.00%	152	54.29%	152	54.29%
	Hillary CLINTON	0	0.00%	0	0.00%	110	39.29%	110	39.29%
	Roque Rocky DE LA FUENTE	0	0.00%	0	0.00%	0	0.00%	0	0.00%
	"UNCOMMITTED"	0	0.00%	0	0.00%	11	3.93%	11	3.93%
	Cast Votes:	0	0.00%	0	0.00%	280	100.00%	280	100.00%
	Over Votes:	0	0.00%	0	0.00%	0	0.00%	0	0.00%
	Under Votes:	0	0.00%	0	0.00%	0	0.00%	0	0.00%
UNITED STATES SENATOR, Vote For 1									
	Grant T. SHORT	0	0.00%	0	0.00%	10	3.82%	10	3.82%
	Sellus WILDER	0	0.00%	0	0.00%	21	8.02%	21	8.02%
	Jim GRAY	0	0.00%	0	0.00%	210	80.15%	210	80.15%
	Rory HOULIHAN	0	0.00%	0	0.00%	4	1.53%	4	1.53%
	Jeff KENDER	0	0.00%	0	0.00%	4	1.53%	4	1.53%
	Ron LEACH	0	0.00%	0	0.00%	8	3.05%	8	3.05%
	Tom RECKTENWALD	0	0.00%	0	0.00%	5	1.91%	5	1.91%
	Cast Votes:	0	0.00%	0	0.00%	262	93.57%	262	93.57%
	Over Votes:	0	0.00%	0	0.00%	0	0.00%	0	0.00%
	Under Votes:	0	0.00%	0	0.00%	18	6.43%	18	6.43%
UNITED STATES REPRESENTATIVE in CONGRESS 6th Congressional District, Vote For 1									
	Nancy Jo KEMPER	0	0.00%	0	0.00%	190	75.70%	190	75.70%
	Michael COBLENZ	0	0.00%	0	0.00%	10	3.98%	10	3.98%
	Geoffrey M. "Geoff" YOUNG	0	0.00%	0	0.00%	51	20.32%	51	20.32%
	Cast Votes:	0	0.00%	0	0.00%	251	89.64%	251	89.64%
	Over Votes:	0	0.00%	0	0.00%	0	0.00%	0	0.00%
	Under Votes:	0	0.00%	0	0.00%	29	10.36%	29	10.36%

Precinct Report — Unofficial

PRESIDENTIAL PREFERENCE AND REGULAR PRIMARY — OFFICIAL BALLOT FOR MADISON COUNTY — May 17, 2016

05/17/2016 07:36 PM

Total Number of Voters : 12,316 of 0 = 0.00%

Precincts Reporting 46 of 46 = 100.00%

Party	Candidate	Absentee		Early		Election		Total	
Precinct D107 (Ballots Cast: 2)									
UNITED STATES SENATOR, Vote For 1									
	Stephen Howard SLAUGHTER	0	0.00%	0	0.00%	0	0.00%	0	0.00%
	James R. GOULD	0	0.00%	0	0.00%	0	0.00%	0	0.00%
	Rand PAUL	0	0.00%	0	0.00%	0	0.00%	0	0.00%
	Cast Votes:	0	0.00%	0	0.00%	0	0.00%	0	0.00%
	Over Votes:	0	0.00%	0	0.00%	0	0.00%	0	0.00%
	Under Votes:	0	0.00%	0	0.00%	0	0.00%	0	0.00%
UNITED STATES REPRESENTATIVE in CONGRESS 6th Congressional District, Vote For 1									
	Roger Q. BRILL	0	0.00%	0	0.00%	0	0.00%	0	0.00%
	Andy BARR	0	0.00%	0	0.00%	0	0.00%	0	0.00%
	Cast Votes:	0	0.00%	0	0.00%	0	0.00%	0	0.00%
	Over Votes:	0	0.00%	0	0.00%	0	0.00%	0	0.00%
	Under Votes:	0	0.00%	0	0.00%	0	0.00%	0	0.00%
STATE REPRESENTATIVE 73rd Representative District, Vote For 1									
	Les YATES	0	0.00%	0	0.00%	0	0.00%	0	0.00%
	Donna MAYFIELD	0	0.00%	0	0.00%	0	0.00%	0	0.00%
	Cast Votes:	0	0.00%	0	0.00%	0	0.00%	0	0.00%
	Over Votes:	0	0.00%	0	0.00%	0	0.00%	0	0.00%
	Under Votes:	0	0.00%	0	0.00%	0	0.00%	0	0.00%
PRESIDENT of the UNITED STATES, Vote For 1									
	Martin J. O'MALLEY	0	0.00%	0	0.00%	0	0.00%	0	0.00%
	Bernard "Bernie" SANDERS	0	0.00%	0	0.00%	0	0.00%	0	0.00%
	Hillary CLINTON	0	0.00%	0	0.00%	2	100.00%	2	100.00%
	Roque Rocky DE LA FUENTE	0	0.00%	0	0.00%	0	0.00%	0	0.00%
	"UNCOMMITTED"	0	0.00%	0	0.00%	0	0.00%	0	0.00%
	Cast Votes:	0	0.00%	0	0.00%	2	100.00%	2	100.00%
	Over Votes:	0	0.00%	0	0.00%	0	0.00%	0	0.00%
	Under Votes:	0	0.00%	0	0.00%	0	0.00%	0	0.00%
UNITED STATES SENATOR, Vote For 1									
	Grant T. SHORT	0	0.00%	0	0.00%	0	0.00%	0	0.00%
	Sellus WILDER	0	0.00%	0	0.00%	0	0.00%	0	0.00%
	Jim GRAY	0	0.00%	0	0.00%	2	100.00%	2	100.00%
	Rory HOULIHAN	0	0.00%	0	0.00%	0	0.00%	0	0.00%
	Jeff KENDER	0	0.00%	0	0.00%	0	0.00%	0	0.00%
	Ron LEACH	0	0.00%	0	0.00%	0	0.00%	0	0.00%
	Tom RECKTENWALD	0	0.00%	0	0.00%	0	0.00%	0	0.00%
	Cast Votes:	0	0.00%	0	0.00%	2	100.00%	2	100.00%
	Over Votes:	0	0.00%	0	0.00%	0	0.00%	0	0.00%
	Under Votes:	0	0.00%	0	0.00%	0	0.00%	0	0.00%

Precinct Report — Unofficial

PRESIDENTIAL PREFERENCE AND REGULAR PRIMARY — OFFICIAL BALLOT FOR MADISON COUNTY — May 17, 2016

05/17/2016 07:36 PM

Total Number of Voters : 12,316 of 0 = 0.00%

Precincts Reporting 46 of 46 = 100.00%

Party	Candidate	Absentee		Early		Election		Total	
Precinct D107 (Ballots Cast: 2)									
UNITED STATES REPRESENTATIVE in CONGRESS 6th Congressional District, Vote For 1									
	Nancy Jo KEMPER	0	0.00%	0	0.00%	2	100.00%	2	100.00%
	Michael COBLENZ	0	0.00%	0	0.00%	0	0.00%	0	0.00%
	Geoffrey M. "Geoff" YOUNG	0	0.00%	0	0.00%	0	0.00%	0	0.00%
	Cast Votes:	0	0.00%	0	0.00%	2	100.00%	2	100.00%
	Over Votes:	0	0.00%	0	0.00%	0	0.00%	0	0.00%
	Under Votes:	0	0.00%	0	0.00%	0	0.00%	0	0.00%
STATE REPRESENTATIVE 73rd Representative District, Vote For 1									
	Kenneth BLAIR	0	0.00%	0	0.00%	0	0.00%	0	0.00%
	John M. HENDRICKS	0	0.00%	0	0.00%	2	100.00%	2	100.00%
	Cast Votes:	0	0.00%	0	0.00%	2	100.00%	2	100.00%
	Over Votes:	0	0.00%	0	0.00%	0	0.00%	0	0.00%
	Under Votes:	0	0.00%	0	0.00%	0	0.00%	0	0.00%

Precinct Report — Unofficial

PRESIDENTIAL PREFERENCE AND REGULAR PRIMARY — OFFICIAL BALLOT FOR MADISON COUNTY — May 17, 2016

05/17/2016 07:36 PM

Total Number of Voters : 12,316 of 0 = 0.00%

Precincts Reporting 46 of 46 = 100.00%

Party	Candidate	Absentee		Early		Election		Total	
Precinct D109 (Ballots Cast: 373)									
UNITED STATES SENATOR, Vote For 1									
	Stephen Howard SLAUGHTER	0	0.00%	0	0.00%	4	3.57%	4	3.57%
	James R. GOULD	0	0.00%	0	0.00%	6	5.36%	6	5.36%
	Rand PAUL	0	0.00%	0	0.00%	102	91.07%	102	91.07%
	Cast Votes:	0	0.00%	0	0.00%	112	97.39%	112	97.39%
	Over Votes:	0	0.00%	0	0.00%	0	0.00%	0	0.00%
	Under Votes:	0	0.00%	0	0.00%	3	2.61%	3	2.61%
UNITED STATES REPRESENTATIVE in CONGRESS 6th Congressional District, Vote For 1									
	Roger Q. BRILL	0	0.00%	0	0.00%	13	11.50%	13	11.50%
	Andy BARR	0	0.00%	0	0.00%	100	88.50%	100	88.50%
	Cast Votes:	0	0.00%	0	0.00%	113	98.26%	113	98.26%
	Over Votes:	0	0.00%	0	0.00%	0	0.00%	0	0.00%
	Under Votes:	0	0.00%	0	0.00%	2	1.74%	2	1.74%
STATE REPRESENTATIVE 81st Representative District, Vote For 1									
	C. Wesley MORGAN	0	0.00%	0	0.00%	57	52.29%	57	52.29%
	Gus LaFONTAINE	0	0.00%	0	0.00%	52	47.71%	52	47.71%
	Cast Votes:	0	0.00%	0	0.00%	109	94.78%	109	94.78%
	Over Votes:	0	0.00%	0	0.00%	0	0.00%	0	0.00%
	Under Votes:	0	0.00%	0	0.00%	6	5.22%	6	5.22%
PRESIDENT of the UNITED STATES, Vote For 1									
	Martin J. O'MALLEY	0	0.00%	0	0.00%	4	1.57%	4	1.57%
	Bernard "Bernie" SANDERS	0	0.00%	0	0.00%	120	47.06%	120	47.06%
	Hillary CLINTON	0	0.00%	0	0.00%	123	48.24%	123	48.24%
	Roque Rocky DE LA FUENTE	0	0.00%	0	0.00%	1	0.39%	1	0.39%
	"UNCOMMITTED"	0	0.00%	0	0.00%	7	2.75%	7	2.75%
	Cast Votes:	0	0.00%	0	0.00%	255	98.84%	255	98.84%
	Over Votes:	0	0.00%	0	0.00%	0	0.00%	0	0.00%
	Under Votes:	0	0.00%	0	0.00%	3	1.16%	3	1.16%
UNITED STATES SENATOR, Vote For 1									
	Grant T. SHORT	0	0.00%	0	0.00%	10	4.00%	10	4.00%
	Sellus WILDER	0	0.00%	0	0.00%	23	9.20%	23	9.20%
	Jim GRAY	0	0.00%	0	0.00%	196	78.40%	196	78.40%
	Rory HOULIHAN	0	0.00%	0	0.00%	4	1.60%	4	1.60%
	Jeff KENDER	0	0.00%	0	0.00%	5	2.00%	5	2.00%
	Ron LEACH	0	0.00%	0	0.00%	5	2.00%	5	2.00%
	Tom RECKTENWALD	0	0.00%	0	0.00%	7	2.80%	7	2.80%
	Cast Votes:	0	0.00%	0	0.00%	250	96.90%	250	96.90%
	Over Votes:	0	0.00%	0	0.00%	0	0.00%	0	0.00%
	Under Votes:	0	0.00%	0	0.00%	8	3.10%	8	3.10%

Precinct Report — Unofficial

PRESIDENTIAL PREFERENCE AND REGULAR PRIMARY — OFFICIAL BALLOT FOR MADISON COUNTY — May 17, 2016

05/17/2016 07:36 PM

Total Number of Voters : 12,316 of 0 = 0.00%

Precincts Reporting 46 of 46 = 100.00%

Party	Candidate	Absentee		Early		Election		Total	
Precinct D109 (Ballots Cast: 373)									
UNITED STATES REPRESENTATIVE in CONGRESS 6th Congressional District, Vote For 1									
	Nancy Jo KEMPER	0	0.00%	0	0.00%	181	73.88%	181	73.88%
	Michael COBLENZ	0	0.00%	0	0.00%	11	4.49%	11	4.49%
	Geoffrey M. "Geoff" YOUNG	0	0.00%	0	0.00%	53	21.63%	53	21.63%
	Cast Votes:	0	0.00%	0	0.00%	245	94.96%	245	94.96%
	Over Votes:	0	0.00%	0	0.00%	0	0.00%	0	0.00%
	Under Votes:	0	0.00%	0	0.00%	13	5.04%	13	5.04%

Precinct Report — Unofficial

PRESIDENTIAL PREFERENCE AND REGULAR PRIMARY — OFFICIAL BALLOT FOR MADISON COUNTY — May 17, 2016

05/17/2016 07:36 PM

Total Number of Voters : 12,316 of 0 = 0.00%

Precincts Reporting 46 of 46 = 100.00%

Party	Candidate	Absentee		Early		Election		Total	
Precinct D110 (Ballots Cast: 123)									
UNITED STATES SENATOR, Vote For 1									
	Stephen Howard SLAUGHTER	0	0.00%	0	0.00%	1	7.69%	1	7.69%
	James R. GOULD	0	0.00%	0	0.00%	0	0.00%	0	0.00%
	Rand PAUL	0	0.00%	0	0.00%	12	92.31%	12	92.31%
	Cast Votes:	0	0.00%	0	0.00%	13	100.00%	13	100.00%
	Over Votes:	0	0.00%	0	0.00%	0	0.00%	0	0.00%
	Under Votes:	0	0.00%	0	0.00%	0	0.00%	0	0.00%
UNITED STATES REPRESENTATIVE In CONGRESS 6th Congressional District, Vote For 1									
	Roger Q. BRILL	0	0.00%	0	0.00%	3	23.08%	3	23.08%
	Andy BARR	0	0.00%	0	0.00%	10	76.92%	10	76.92%
	Cast Votes:	0	0.00%	0	0.00%	13	100.00%	13	100.00%
	Over Votes:	0	0.00%	0	0.00%	0	0.00%	0	0.00%
	Under Votes:	0	0.00%	0	0.00%	0	0.00%	0	0.00%
STATE REPRESENTATIVE 81st Representative District, Vote For 1									
	C. Wesley MORGAN	0	0.00%	0	0.00%	9	69.23%	9	69.23%
	Gus LaFONTAINE	0	0.00%	0	0.00%	4	30.77%	4	30.77%
	Cast Votes:	0	0.00%	0	0.00%	13	100.00%	13	100.00%
	Over Votes:	0	0.00%	0	0.00%	0	0.00%	0	0.00%
	Under Votes:	0	0.00%	0	0.00%	0	0.00%	0	0.00%
PRESIDENT of the UNITED STATES, Vote For 1									
	Martin J. O'MALLEY	0	0.00%	0	0.00%	0	0.00%	0	0.00%
	Bernard "Bernie" SANDERS	0	0.00%	0	0.00%	79	71.82%	79	71.82%
	Hillary CLINTON	0	0.00%	0	0.00%	31	28.18%	31	28.18%
	Roque Rocky DE LA FUENTE	0	0.00%	0	0.00%	0	0.00%	0	0.00%
	"UNCOMMITTED"	0	0.00%	0	0.00%	0	0.00%	0	0.00%
	Cast Votes:	0	0.00%	0	0.00%	110	100.00%	110	100.00%
	Over Votes:	0	0.00%	0	0.00%	0	0.00%	0	0.00%
	Under Votes:	0	0.00%	0	0.00%	0	0.00%	0	0.00%
UNITED STATES SENATOR, Vote For 1									
	Grant T. SHORT	0	0.00%	0	0.00%	3	2.83%	3	2.83%
	Sellus WILDER	0	0.00%	0	0.00%	31	29.25%	31	29.25%
	Jim GRAY	0	0.00%	0	0.00%	62	58.49%	62	58.49%
	Rory HOULIHAN	0	0.00%	0	0.00%	4	3.77%	4	3.77%
	Jeff KENDER	0	0.00%	0	0.00%	1	0.94%	1	0.94%
	Ron LEACH	0	0.00%	0	0.00%	1	0.94%	1	0.94%
	Tom RECKTENWALD	0	0.00%	0	0.00%	4	3.77%	4	3.77%
	Cast Votes:	0	0.00%	0	0.00%	106	96.36%	106	96.36%
	Over Votes:	0	0.00%	0	0.00%	0	0.00%	0	0.00%
	Under Votes:	0	0.00%	0	0.00%	4	3.64%	4	3.64%

Precinct Report — Unofficial

PRESIDENTIAL PREFERENCE AND REGULAR PRIMARY — OFFICIAL BALLOT FOR MADISON COUNTY — May 17, 2016

05/17/2016 07:36 PM

Total Number of Voters : 12,316 of 0 = 0.00%

Precincts Reporting 46 of 46 = 100.00%

Party	Candidate	Absentee		Early		Election		Total	
Precinct D110 (Ballots Cast: 123)									
UNITED STATES REPRESENTATIVE In CONGRESS 6th Congressional District, Vote For 1									
	Nancy Jo KEMPER	0	0.00%	0	0.00%	83	77.57%	83	77.57%
	Michael COBLENZ	0	0.00%	0	0.00%	6	5.61%	6	5.61%
	Geoffrey M. "Geoff" YOUNG	0	0.00%	0	0.00%	18	16.82%	18	16.82%
	Cast Votes:	0	0.00%	0	0.00%	107	97.27%	107	97.27%
	Over Votes:	0	0.00%	0	0.00%	0	0.00%	0	0.00%
	Under Votes:	0	0.00%	0	0.00%	3	2.73%	3	2.73%

Total Number of Voters : 12,316 of 0 = 0.00%

Precincts Reporting 46 of 46 = 100.00%

Party	Candidate	Absentee		Early		Election		Total	
Precinct D111 (Ballots Cast: 374)									
UNITED STATES SENATOR, Vote For 1									
	Stephen Howard SLAUGHTER	0	0.00%	0	0.00%	6	5.31%	6	5.31%
	James R. GOULD	0	0.00%	0	0.00%	12	10.62%	12	10.62%
	Rand PAUL	0	0.00%	0	0.00%	95	84.07%	95	84.07%
	Cast Votes:	0	0.00%	0	0.00%	113	99.12%	113	99.12%
	Over Votes:	0	0.00%	0	0.00%	0	0.00%	0	0.00%
	Under Votes:	0	0.00%	0	0.00%	1	0.88%	1	0.88%
UNITED STATES REPRESENTATIVE in CONGRESS 6th Congressional District, Vote For 1									
	Roger Q. BRILL	0	0.00%	0	0.00%	13	11.50%	13	11.50%
	Andy BARR	0	0.00%	0	0.00%	100	88.50%	100	88.50%
	Cast Votes:	0	0.00%	0	0.00%	113	99.12%	113	99.12%
	Over Votes:	0	0.00%	0	0.00%	0	0.00%	0	0.00%
	Under Votes:	0	0.00%	0	0.00%	1	0.88%	1	0.88%
STATE REPRESENTATIVE 81st Representative District, Vote For 1									
	C. Wesley MORGAN	0	0.00%	0	0.00%	52	46.02%	52	46.02%
	Gus LaFONTAINE	0	0.00%	0	0.00%	61	53.98%	61	53.98%
	Cast Votes:	0	0.00%	0	0.00%	113	99.12%	113	99.12%
	Over Votes:	0	0.00%	0	0.00%	0	0.00%	0	0.00%
	Under Votes:	0	0.00%	0	0.00%	1	0.88%	1	0.88%
PRESIDENT of the UNITED STATES, Vote For 1									
	Martin J. O'MALLEY	0	0.00%	0	0.00%	0	0.00%	0	0.00%
	Bernard "Bernie" SANDERS	0	0.00%	0	0.00%	116	44.79%	116	44.79%
	Hillary CLINTON	0	0.00%	0	0.00%	134	51.74%	134	51.74%
	Roque Rocky DE LA FUENTE	0	0.00%	0	0.00%	1	0.39%	1	0.39%
	"UNCOMMITTED"	0	0.00%	0	0.00%	8	3.09%	8	3.09%
	Cast Votes:	0	0.00%	0	0.00%	259	99.62%	259	99.62%
	Over Votes:	0	0.00%	0	0.00%	0	0.00%	0	0.00%
	Under Votes:	0	0.00%	0	0.00%	1	0.38%	1	0.38%
UNITED STATES SENATOR, Vote For 1									
	Grant T. SHORT	0	0.00%	0	0.00%	4	1.66%	4	1.66%
	Sellus WILDER	0	0.00%	0	0.00%	13	5.39%	13	5.39%
	Jim GRAY	0	0.00%	0	0.00%	208	86.31%	208	86.31%
	Rory HOULIHAN	0	0.00%	0	0.00%	4	1.66%	4	1.66%
	Jeff KENDER	0	0.00%	0	0.00%	4	1.66%	4	1.66%
	Ron LEACH	0	0.00%	0	0.00%	6	2.49%	6	2.49%
	Tom RECKTENWALD	0	0.00%	0	0.00%	2	0.83%	2	0.83%
	Cast Votes:	0	0.00%	0	0.00%	241	92.69%	241	92.69%
	Over Votes:	0	0.00%	0	0.00%	0	0.00%	0	0.00%
	Under Votes:	0	0.00%	0	0.00%	19	7.31%	19	7.31%

Precinct Report — Unofficial

PRESIDENTIAL PREFERENCE AND REGULAR PRIMARY — OFFICIAL BALLOT FOR MADISON COUNTY — May 17, 2016

05/17/2016 07:36 PM

Total Number of Voters : 12,316 of 0 = 0.00%

Precincts Reporting 46 of 46 = 100.00%

Party	Candidate	Absentee		Early		Election		Total	
Precinct D111 (Ballots Cast: 374)									
UNITED STATES REPRESENTATIVE in CONGRESS 6th Congressional District, Vote For 1									
	Nancy Jo KEMPER	0	0.00%	0	0.00%	185	80.09%	185	80.09%
	Michael COBLENZ	0	0.00%	0	0.00%	7	3.03%	7	3.03%
	Geoffrey M. "Geoff" YOUNG	0	0.00%	0	0.00%	39	16.88%	39	16.88%
	Cast Votes:	0	0.00%	0	0.00%	231	88.85%	231	88.85%
	Over Votes:	0	0.00%	0	0.00%	0	0.00%	0	0.00%
	Under Votes:	0	0.00%	0	0.00%	29	11.15%	29	11.15%

Precinct Report — Unofficial

PRESIDENTIAL PREFERENCE AND REGULAR PRIMARY — OFFICIAL BALLOT FOR MADISON COUNTY — May 17, 2016

05/17/2016 07:36 PM

Total Number of Voters : 12,316 of 0 = 0.00%

Precincts Reporting 46 of 46 = 100.00%

Party	Candidate	Absentee		Early		Election		Total	
Precinct D112 (Ballots Cast: 327)									
UNITED STATES SENATOR, Vote For 1									
	Stephen Howard SLAUGHTER	0	0.00%	0	0.00%	14	11.57%	14	11.57%
	James R. GOULD	0	0.00%	0	0.00%	6	4.96%	6	4.96%
	Rand PAUL	0	0.00%	0	0.00%	101	83.47%	101	83.47%
	Cast Votes:	0	0.00%	0	0.00%	121	96.03%	121	96.03%
	Over Votes:	0	0.00%	0	0.00%	0	0.00%	0	0.00%
	Under Votes:	0	0.00%	0	0.00%	5	3.97%	5	3.97%
UNITED STATES REPRESENTATIVE in CONGRESS 6th Congressional District, Vote For 1									
	Roger Q. BRILL	0	0.00%	0	0.00%	26	20.97%	26	20.97%
	Andy BARR	0	0.00%	0	0.00%	98	79.03%	98	79.03%
	Cast Votes:	0	0.00%	0	0.00%	124	98.41%	124	98.41%
	Over Votes:	0	0.00%	0	0.00%	0	0.00%	0	0.00%
	Under Votes:	0	0.00%	0	0.00%	2	1.59%	2	1.59%
STATE REPRESENTATIVE 81st Representative District, Vote For 1									
	C. Wesley MORGAN	0	0.00%	0	0.00%	59	46.83%	59	46.83%
	Gus LaFONTAINE	0	0.00%	0	0.00%	67	53.17%	67	53.17%
	Cast Votes:	0	0.00%	0	0.00%	126	100.00%	126	100.00%
	Over Votes:	0	0.00%	0	0.00%	0	0.00%	0	0.00%
	Under Votes:	0	0.00%	0	0.00%	0	0.00%	0	0.00%
PRESIDENT of the UNITED STATES, Vote For 1									
	Martin J. O'MALLEY	0	0.00%	0	0.00%	2	1.00%	2	1.00%
	Bernard "Bernie" SANDERS	0	0.00%	0	0.00%	79	39.30%	79	39.30%
	Hillary CLINTON	0	0.00%	0	0.00%	113	56.22%	113	56.22%
	Roque Rocky DE LA FUENTE	0	0.00%	0	0.00%	0	0.00%	0	0.00%
	"UNCOMMITTED"	0	0.00%	0	0.00%	7	3.48%	7	3.48%
	Cast Votes:	0	0.00%	0	0.00%	201	100.00%	201	100.00%
	Over Votes:	0	0.00%	0	0.00%	0	0.00%	0	0.00%
	Under Votes:	0	0.00%	0	0.00%	0	0.00%	0	0.00%
UNITED STATES SENATOR, Vote For 1									
	Grant T. SHORT	0	0.00%	0	0.00%	6	3.06%	6	3.06%
	Sellus WILDER	0	0.00%	0	0.00%	20	10.20%	20	10.20%
	Jim GRAY	0	0.00%	0	0.00%	168	85.71%	168	85.71%
	Rory HOULIHAN	0	0.00%	0	0.00%	0	0.00%	0	0.00%
	Jeff KENDER	0	0.00%	0	0.00%	1	0.51%	1	0.51%
	Ron LEACH	0	0.00%	0	0.00%	1	0.51%	1	0.51%
	Tom RECKTENWALD	0	0.00%	0	0.00%	0	0.00%	0	0.00%
	Cast Votes:	0	0.00%	0	0.00%	196	97.51%	196	97.51%
	Over Votes:	0	0.00%	0	0.00%	0	0.00%	0	0.00%
	Under Votes:	0	0.00%	0	0.00%	5	2.49%	5	2.49%

Precinct Report — Unofficial

PRESIDENTIAL PREFERENCE AND REGULAR PRIMARY — OFFICIAL BALLOT FOR MADISON COUNTY — May 17, 2016

05/17/2016 07:36 PM

Total Number of Voters : 12,316 of 0 = 0.00%

Precincts Reporting 46 of 46 = 100.00%

Party	Candidate	Absentee		Early		Election		Total	
Precinct D112 (Ballots Cast: 327)									
UNITED STATES REPRESENTATIVE In CONGRESS 6th Congressional District, Vote For 1									
	Nancy Jo KEMPER	0	0.00%	0	0.00%	133	73.48%	133	73.48%
	Michael COBLENZ	0	0.00%	0	0.00%	11	6.08%	11	6.08%
	Geoffrey M. "Geoff" YOUNG	0	0.00%	0	0.00%	37	20.44%	37	20.44%
	Cast Votes:	0	0.00%	0	0.00%	181	90.05%	181	90.05%
	Over Votes:	0	0.00%	0	0.00%	0	0.00%	0	0.00%
	Under Votes:	0	0.00%	0	0.00%	20	9.95%	20	9.95%

Precinct Report — Unofficial

PRESIDENTIAL PREFERENCE AND REGULAR PRIMARY — OFFICIAL BALLOT FOR MADISON COUNTY — May 17, 2016

05/17/2016 07:36 PM

Total Number of Voters : 12,316 of 0 = 0.00%

Precincts Reporting 46 of 46 = 100.00%

Party	Candidate	Absentee		Early		Election		Total	
Precinct D113 (Ballots Cast: 248)									
UNITED STATES SENATOR, Vote For 1									
	Stephen Howard SLAUGHTER	0	0.00%	0	0.00%	5	5.68%	5	5.68%
	James R. GOULD	0	0.00%	0	0.00%	8	9.09%	8	9.09%
	Rand PAUL	0	0.00%	0	0.00%	75	85.23%	75	85.23%
	Cast Votes:	0	0.00%	0	0.00%	88	100.00%	88	100.00%
	Over Votes:	0	0.00%	0	0.00%	0	0.00%	0	0.00%
	Under Votes:	0	0.00%	0	0.00%	0	0.00%	0	0.00%
UNITED STATES REPRESENTATIVE in CONGRESS 6th Congressional District, Vote For 1									
	Roger Q. BRILL	0	0.00%	0	0.00%	21	23.86%	21	23.86%
	Andy BARR	0	0.00%	0	0.00%	67	76.14%	67	76.14%
	Cast Votes:	0	0.00%	0	0.00%	88	100.00%	88	100.00%
	Over Votes:	0	0.00%	0	0.00%	0	0.00%	0	0.00%
	Under Votes:	0	0.00%	0	0.00%	0	0.00%	0	0.00%
STATE REPRESENTATIVE 81st Representative District, Vote For 1									
	C. Wesley MORGAN	0	0.00%	0	0.00%	41	47.67%	41	47.67%
	Gus LaFONTAINE	0	0.00%	0	0.00%	45	52.33%	45	52.33%
	Cast Votes:	0	0.00%	0	0.00%	86	97.73%	86	97.73%
	Over Votes:	0	0.00%	0	0.00%	0	0.00%	0	0.00%
	Under Votes:	0	0.00%	0	0.00%	2	2.27%	2	2.27%
PRESIDENT of the UNITED STATES, Vote For 1									
	Martin J. O'MALLEY	0	0.00%	0	0.00%	2	1.26%	2	1.26%
	Bernard "Bernie" SANDERS	0	0.00%	0	0.00%	67	42.14%	67	42.14%
	Hillary CLINTON	0	0.00%	0	0.00%	79	49.69%	79	49.69%
	Roque Rocky DE LA FUENTE	0	0.00%	0	0.00%	1	0.63%	1	0.63%
	"UNCOMMITTED"	0	0.00%	0	0.00%	10	6.29%	10	6.29%
	Cast Votes:	0	0.00%	0	0.00%	159	99.38%	159	99.38%
	Over Votes:	0	0.00%	0	0.00%	0	0.00%	0	0.00%
	Under Votes:	0	0.00%	0	0.00%	1	0.63%	1	0.63%
UNITED STATES SENATOR, Vote For 1									
	Grant T. SHORT	0	0.00%	0	0.00%	4	2.63%	4	2.63%
	Sellus WILDER	0	0.00%	0	0.00%	7	4.61%	7	4.61%
	Jim GRAY	0	0.00%	0	0.00%	130	85.53%	130	85.53%
	Rory HOULIHAN	0	0.00%	0	0.00%	3	1.97%	3	1.97%
	Jeff KENDER	0	0.00%	0	0.00%	0	0.00%	0	0.00%
	Ron LEACH	0	0.00%	0	0.00%	4	2.63%	4	2.63%
	Tom RECKTENWALD	0	0.00%	0	0.00%	4	2.63%	4	2.63%
	Cast Votes:	0	0.00%	0	0.00%	152	95.00%	152	95.00%
	Over Votes:	0	0.00%	0	0.00%	0	0.00%	0	0.00%
	Under Votes:	0	0.00%	0	0.00%	8	5.00%	8	5.00%

Precinct Report — Unofficial

PRESIDENTIAL PREFERENCE AND REGULAR PRIMARY — OFFICIAL BALLOT FOR MADISON COUNTY — May 17, 2016

05/17/2016 07:36 PM

Total Number of Voters : 12,316 of 0 = 0.00%

Precincts Reporting 46 of 46 = 100.00%

Party	Candidate	Absentee		Early		Election		Total	
Precinct D113 (Ballots Cast: 248)									
UNITED STATES REPRESENTATIVE in CONGRESS 6th Congressional District, Vote For 1									
	Nancy Jo KEMPER	0	0.00%	0	0.00%	118	80.82%	118	80.82%
	Michael COBLENZ	0	0.00%	0	0.00%	8	5.48%	8	5.48%
	Geoffrey M. "Geoff" YOUNG	0	0.00%	0	0.00%	20	13.70%	20	13.70%
	Cast Votes:	0	0.00%	0	0.00%	146	91.25%	146	91.25%
	Over Votes:	0	0.00%	0	0.00%	0	0.00%	0	0.00%
	Under Votes:	0	0.00%	0	0.00%	14	8.75%	14	8.75%

Cumulative Report — Unofficial

PRESIDENTIAL PREFERENCE AND REGULAR PRIMARY — OFFICIAL BALLOT FOR MADISON COUNTY — May 17, 2016

05/17/2016 07:34 PM

Total Number of Voters : 12,316 of 0 = 0.00%

Precincts Reporting 46 of 46 = 100.00%

Party	Candidate	Absentee		Early		Election		Total	
UNITED STATES SENATOR, Vote For 1									
	Stephen Howard SLAUGHTER	0	0.00%	0	0.00%	237	6.02%	237	6.02%
	James R. GOULD	0	0.00%	0	0.00%	273	6.93%	273	6.93%
	Rand PAUL	0	0.00%	0	0.00%	3,428	87.05%	3,428	87.05%
	Cast Votes:	0	0.00%	0	0.00%	3,938	98.65%	3,938	98.65%
	Over Votes:	0	0.00%	0	0.00%	0	0.00%	0	0.00%
	Under Votes:	0	0.00%	0	0.00%	54	1.35%	54	1.35%
UNITED STATES REPRESENTATIVE in CONGRESS 6th Congressional District, Vote For 1									
	Roger Q. BRILL	0	0.00%	0	0.00%	552	13.97%	552	13.97%
	Andy BARR	0	0.00%	0	0.00%	3,398	86.03%	3,398	86.03%
	Cast Votes:	0	0.00%	0	0.00%	3,950	98.95%	3,950	98.95%
	Over Votes:	0	0.00%	0	0.00%	0	0.00%	0	0.00%
	Under Votes:	0	0.00%	0	0.00%	42	1.05%	42	1.05%
STATE REPRESENTATIVE 71st Representative District, Vote For 1									
	Buzz C. CARLOFTIS	0	0.00%	0	0.00%	118	14.71%	118	14.71%
	Jonathan SHELL	0	0.00%	0	0.00%	684	85.29%	684	85.29%
	Cast Votes:	0	0.00%	0	0.00%	802	97.09%	802	97.09%
	Over Votes:	0	0.00%	0	0.00%	0	0.00%	0	0.00%
	Under Votes:	0	0.00%	0	0.00%	24	2.91%	24	2.91%
STATE REPRESENTATIVE 73rd Representative District, Vote For 1									
	Les YATES	0	0.00%	0	0.00%	87	31.07%	87	31.07%
	Donna MAYFIELD	0	0.00%	0	0.00%	193	68.93%	193	68.93%
	Cast Votes:	0	0.00%	0	0.00%	280	95.89%	280	95.89%
	Over Votes:	0	0.00%	0	0.00%	0	0.00%	0	0.00%
	Under Votes:	0	0.00%	0	0.00%	12	4.11%	12	4.11%
STATE REPRESENTATIVE 81st Representative District, Vote For 1									
	C. Wesley MORGAN	0	0.00%	0	0.00%	950	55.30%	950	55.30%
	Gus LaFONTAINE	0	0.00%	0	0.00%	768	44.70%	768	44.70%
	Cast Votes:	0	0.00%	0	0.00%	1,718	97.78%	1,718	97.78%
	Over Votes:	0	0.00%	0	0.00%	0	0.00%	0	0.00%
	Under Votes:	0	0.00%	0	0.00%	39	2.22%	39	2.22%

Cumulative Report — Unofficial

PRESIDENTIAL PREFERENCE AND REGULAR PRIMARY — OFFICIAL BALLOT FOR MADISON COUNTY — May 17, 2016

05/17/2016 07:34 PM

Total Number of Voters : 12,316 of 0 = 0.00%

Precincts Reporting 46 of 46 = 100.00%

Party	Candidate	Absentee		Early		Election		Total	
PRESIDENT of the UNITED STATES, Vote For 1									
	Martin J. O'MALLEY	0	0.00%	0	0.00%	84	1.02%	84	1.02%
	Bernard "Bernie" SANDERS	0	0.00%	0	0.00%	4,385	53.01%	4,385	53.01%
	Hillary CLINTON	0	0.00%	0	0.00%	3,441	41.60%	3,441	41.60%
	Roque Rocky DE LA FUENTE	0	0.00%	0	0.00%	24	0.29%	24	0.29%
	"UNCOMMITTED"	0	0.00%	0	0.00%	338	4.09%	338	4.09%
	Cast Votes:	0	0.00%	0	0.00%	8,272	99.38%	8,272	99.38%
	Over Votes:	0	0.00%	0	0.00%	0	0.00%	0	0.00%
	Under Votes:	0	0.00%	0	0.00%	52	0.62%	52	0.62%
UNITED STATES SENATOR, Vote For 1									
	Grant T. SHORT	0	0.00%	0	0.00%	335	4.22%	335	4.22%
	Sellus WILDER	0	0.00%	0	0.00%	1,217	15.33%	1,217	15.33%
	Jim GRAY	0	0.00%	0	0.00%	5,771	72.69%	5,771	72.69%
	Rory HOULIHAN	0	0.00%	0	0.00%	133	1.68%	133	1.68%
	Jeff KENDER	0	0.00%	0	0.00%	150	1.89%	150	1.89%
	Ron LEACH	0	0.00%	0	0.00%	212	2.67%	212	2.67%
	Tom RECKTENWALD	0	0.00%	0	0.00%	121	1.52%	121	1.52%
	Cast Votes:	0	0.00%	0	0.00%	7,939	95.37%	7,939	95.37%
	Over Votes:	0	0.00%	0	0.00%	0	0.00%	0	0.00%
	Under Votes:	0	0.00%	0	0.00%	385	4.63%	385	4.63%
UNITED STATES REPRESENTATIVE in CONGRESS 6th Congressional District, Vote For 1									
	Nancy Jo KEMPER	0	0.00%	0	0.00%	5,777	76.03%	5,777	76.03%
	Michael COBLENZ	0	0.00%	0	0.00%	439	5.78%	439	5.78%
	Geoffrey M. "Geoff" YOUNG	0	0.00%	0	0.00%	1,382	18.19%	1,382	18.19%
	Cast Votes:	0	0.00%	0	0.00%	7,598	91.28%	7,598	91.28%
	Over Votes:	0	0.00%	0	0.00%	0	0.00%	0	0.00%
	Under Votes:	0	0.00%	0	0.00%	726	8.72%	726	8.72%
STATE REPRESENTATIVE 73rd Representative District, Vote For 1									
	Kenneth BLAIR	0	0.00%	0	0.00%	271	49.54%	271	49.54%
	John M. HENDRICKS	0	0.00%	0	0.00%	276	50.46%	276	50.46%
	Cast Votes:	0	0.00%	0	0.00%	547	84.02%	547	84.02%
	Over Votes:	0	0.00%	0	0.00%	0	0.00%	0	0.00%
	Under Votes:	0	0.00%	0	0.00%	104	15.98%	104	15.98%

Cumulative Report — Unofficial

PRESIDENTIAL PREFERENCE AND REGULAR PRIMARY — OFFICIAL BALLOT FOR MADISON COUNTY — May 17, 2016

05/17/2016 07:34 PM

Total Number of Voters : 12,316 of 0 = 0.00%

Precincts Reporting 46 of 46 = 100.00%

Party	Candidate	Absentee		Early		Election		Total	
STATE REPRESENTATIVE 91st Representative District, Vote For 1									
	Randall S. CHRISTOPHER	0	0.00%	0	0.00%	44	57.14%	44	57.14%
	Gary "Toby" HERALD	0	0.00%	0	0.00%	33	42.86%	33	42.86%
	Cast Votes:	0	0.00%	0	0.00%	77	89.53%	77	89.53%
	Over Votes:	0	0.00%	0	0.00%	0	0.00%	0	0.00%
	Under Votes:	0	0.00%	0	0.00%	9	10.47%	9	10.47%

Precinct Election Day Status (with MBB IDs) — by # of MBBs — Unofficial
PRESIDENTIAL PREFERENCE AND REGULAR PRIMARY — OFFICIAL BALLOT FOR MADISON COUNTY — May 17,2016

05/17/2016 07:26 PM

Total Number of Voters : 12,316 of 0 = 0.00%

Precincts Reporting 46 of 46 = 100.00%

Precinct Name	MBB ID	
AB		
	45	
	57	
	56	
	Total Number of Ballots for Precinct AB:	436
	Total Number of MBBs:	3
A101		
	44	
	58	
	Total Number of Ballots for Precinct A101:	202
	Total Number of MBBs:	2
A102		
	43	
	59	
	Total Number of Ballots for Precinct A102:	340
	Total Number of MBBs:	2
A103		
	42	
	60	
	Total Number of Ballots for Precinct A103:	227
	Total Number of MBBs:	2
A104		
	41	
	61	
	Total Number of Ballots for Precinct A104:	322
	Total Number of MBBs:	2
A105		
	40	
	62	
	Total Number of Ballots for Precinct A105:	291
	Total Number of MBBs:	2
A106		
	39	
	63	
	Total Number of Ballots for Precinct A106:	413
	Total Number of MBBs:	2
A107		
	38	
	64	
	Total Number of Ballots for Precinct A107:	304
	Total Number of MBBs:	2
A108		
	37	
	65	
	Total Number of Ballots for Precinct A108:	254
	Total Number of MBBs:	2
A109		
	36	
	66	
	Total Number of Ballots for Precinct A109:	380
	Total Number of MBBs:	2
A110		
	103	
	46	
	Total Number of Ballots for Precinct A110:	172
	Total Number of MBBs:	2
B101		
	104	
	47	
	Total Number of Ballots for Precinct B101:	386
	Total Number of MBBs:	2

Precinct Election Day Status (with MBB IDs) — by # of MBBs — Unofficial

PRESIDENTIAL PREFERENCE AND REGULAR PRIMARY — OFFICIAL BALLOT FOR MADISON COUNTY — May 17,2016

05/17/2016 07:26 PM

Total Number of Voters : 12,316 of 0 = 0.00%

Precincts Reporting 46 of 46 = 100.00%

Precinct Name	MBB ID
B102	
	105
	48
Total Number of Ballots for Precinct B102:	236
Total Number of MBBs:	2
B103	
	106
	49
Total Number of Ballots for Precinct B103:	374
Total Number of MBBs:	2
B104	
	107
	50
Total Number of Ballots for Precinct B104:	260
Total Number of MBBs:	2
B105	
	108
	51
Total Number of Ballots for Precinct B105:	600
Total Number of MBBs:	2
B106	
	109
	52
Total Number of Ballots for Precinct B106:	148
Total Number of MBBs:	2
B107	
	110
	53
Total Number of Ballots for Precinct B107:	352
Total Number of MBBs:	2
B108	
	111
	54
Total Number of Ballots for Precinct B108:	179
Total Number of MBBs:	2
B109	
	112
	55
Total Number of Ballots for Precinct B109:	308
Total Number of MBBs:	2
B110	
	93
	67
Total Number of Ballots for Precinct B110:	501
Total Number of MBBs:	2
C101	
	94
	68
Total Number of Ballots for Precinct C101:	2
Total Number of MBBs:	2
C102	
	95
	69
Total Number of Ballots for Precinct C102:	147
Total Number of MBBs:	2
C103	
	96
	70
Total Number of Ballots for Precinct C103:	327
Total Number of MBBs:	2

Precinct Election Day Status (with MBB IDs) — by # of MBBs — Unofficial

PRESIDENTIAL PREFERENCE AND REGULAR PRIMARY — OFFICIAL BALLOT FOR MADISON COUNTY — May 17,2016

05/17/2016 07:26 PM

Total Number of Voters : 12,316 of 0 = 0.00%

Precincts Reporting 46 of 46 = 100.00%

Precinct Name	MBB ID	
C104		
	97	
	71	
	Total Number of Ballots for Precinct C104:	124
	Total Number of MBBs:	2
C105		
	98	
	72	
	Total Number of Ballots for Precinct C105:	216
	Total Number of MBBs:	2
C106		
	99	
	73	
	Total Number of Ballots for Precinct C106:	208
	Total Number of MBBs:	2
C107		
	100	
	74	
	Total Number of Ballots for Precinct C107:	311
	Total Number of MBBs:	2
C108		
	75	
	101	
	Total Number of Ballots for Precinct C108:	72
	Total Number of MBBs:	2
C109		
	102	
	76	
	Total Number of Ballots for Precinct C109:	276
	Total Number of MBBs:	2
C110		
	83	
	26	
	Total Number of Ballots for Precinct C110:	350
	Total Number of MBBs:	2
C112		
	84	
	27	
	Total Number of Ballots for Precinct C112:	410
	Total Number of MBBs:	2
C113		
	85	
	28	
	Total Number of Ballots for Precinct C113:	211
	Total Number of MBBs:	2
C114		
	86	
	29	
	Total Number of Ballots for Precinct C114:	121
	Total Number of MBBs:	2
D101		
	87	
	30	
	Total Number of Ballots for Precinct D101:	140
	Total Number of MBBs:	2
D102		
	88	
	31	
	Total Number of Ballots for Precinct D102:	251
	Total Number of MBBs:	2

Precinct Election Day Status (with MBB IDs) — by # of MBBs — Unofficial

PRESIDENTIAL PREFERENCE AND REGULAR PRIMARY — OFFICIAL BALLOT FOR MADISON COUNTY — May 17,2016

05/17/2016 07:26 PM

Total Number of Voters : 12,316 of 0 = 0.00%

Precincts Reporting 46 of 46 = 100.00%

Precinct Name	MBB ID	
D103		
	32	
	89	
	Total Number of Ballots for Precinct D103:	269
	Total Number of MBBs:	2
D104		
	90	
	33	
	Total Number of Ballots for Precinct D104:	38
	Total Number of MBBs:	2
D105		
	91	
	34	
	Total Number of Ballots for Precinct D105:	229
	Total Number of MBBs:	2
D106		
	92	
	35	
	Total Number of Ballots for Precinct D106:	482
	Total Number of MBBs:	2
D107		
	77	
	9	
	Total Number of Ballots for Precinct D107:	2
	Total Number of MBBs:	2
D109		
	78	
	10	
	Total Number of Ballots for Precinct D109:	373
	Total Number of MBBs:	2
D110		
	79	
	11	
	Total Number of Ballots for Precinct D110:	123
	Total Number of MBBs:	2
D111		
	80	
	12	
	Total Number of Ballots for Precinct D111:	374
	Total Number of MBBs:	2
D112		
	81	
	13	
	Total Number of Ballots for Precinct D112:	327
	Total Number of MBBs:	2
D113		
	82	
	14	
	Total Number of Ballots for Precinct D113:	248
	Total Number of MBBs:	2

Precinct Turnout — Total Voters — Unofficial

PRESIDENTIAL PREFERENCE AND REGULAR PRIMARY — OFFICIAL BALLOT FOR MADISON COUNTY — May 17, 2016

05/17/2016 07:33 PM

Total Number of Voters : 12,316 of 0 = 0.00%

Precincts Reporting 46 of 46 = 100.00%

Precinct Name	Reg Voters	# Ballots	% Turn Out
AB	0	436	0.00%
A101	0	202	0.00%
A102	0	340	0.00%
A103	0	227	0.00%
A104	0	322	0.00%
A105	0	291	0.00%
A106	0	413	0.00%
A107	0	304	0.00%
A108	0	254	0.00%
A109	0	380	0.00%
A110	0	172	0.00%
B101	0	386	0.00%
B102	0	236	0.00%
B103	0	374	0.00%
B104	0	260	0.00%
B105	0	600	0.00%
B106	0	148	0.00%
B107	0	352	0.00%
B108	0	179	0.00%
B109	0	308	0.00%
B110	0	501	0.00%
C101	0	2	0.00%
C102	0	147	0.00%
C103	0	327	0.00%
C104	0	124	0.00%
C105	0	216	0.00%
C106	0	208	0.00%
C107	0	311	0.00%
C108	0	72	0.00%
C109	0	276	0.00%
C110	0	350	0.00%
C112	0	410	0.00%
C113	0	211	0.00%
C114	0	121	0.00%
D101	0	140	0.00%
D102	0	251	0.00%
D103	0	269	0.00%
D104	0	38	0.00%

Precinct Turnout — Total Voters — Unofficial

PRESIDENTIAL PREFERENCE AND REGULAR PRIMARY — OFFICIAL BALLOT FOR MADISON COUNTY — May 17, 2016

05/17/2016 07:33 PM

Total Number of Voters : 12,316 of 0 = 0.00%

Precincts Reporting 46 of 46 = 100.00%

Precinct Name	Reg Voters	# Ballots	% Turn Out
D105	0	229	0.00%
D106	0	482	0.00%
D107	0	2	0.00%
D109	0	373	0.00%
D110	0	123	0.00%
D111	0	374	0.00%
D112	0	327	0.00%
D113	0	248	0.00%
Totals:	**0**	**12,316**	**0.00%**

Precinct Name	Reg Voters	# Ballots	% Turn Out

Magoffin County

RECAPITULATION SHEET

RECEIVED
MAY 25 2016
State Board of Elections

Primary Election May 17, 2016 PRECINCT	UNITED STATES SENATOR	Rand **PAUL**	Stephen Howard **SLAUGHTER**	James R. **GOULD**	UNITED STATES REPRESENTATIVE IN CONGRESS	Harold "Hal" **ROGERS**	John **BURK JR.**	PRESIDENT OF THE UNITED STATES	Martin J. **O'MALLEY**	Bernard "Bernie" **SANDERS**	Hillary **CLINTON**	Roque Rocky **DE LA FUENTE**	**"UNCOMMITTED"**	UNITED STATES SENATOR	Tom **RECKTENWALD**	Grant T. **SHORT**	Sellus **WILDER**	Jim **GRAY**	Rory **HOULIHAN**	Jeff **KENDER**	Ron **LEACH**
A101A Ward 2		21	0	2		21	2		1	49	55	0	1		4	31	6	57	1	0	0
A102 Bloomington		24	1	1		23	5		0	32	44	0	2		3	30	3	37	2	3	0
A103 Johnson Fork		8	1	2		10	1		2	28	25	0	2		2	15	2	31	0	2	1
A104 Carty Branch		39	1	4		44	1		0	64	72	0	5		6	34	10	75	0	3	4
B101B Ward 1		26	2	1		29	2		1	69	46	0	9		5	32	14	65	2	1	4
B102 State Road		15	3	0		19	1		4	69	36	0	5		10	27	6	53	3	1	4
B103 Ivyton		15	1	2		18	2		0	21	12	2	2		2	11	3	17	0	2	0
B104 Flat Fork		9	2	1		9	2		0	13	33	0	0		0	21	1	24	0	0	0
B105 Bayes		11	0	0		9	2		0	15	15	0	1		0	9	5	15	0	0	1
C101 Meadows		13	3	2		14	4		4	53	31	2	4		9	30	3	43	1	2	4
C102 Wireman		6	1	2		7	3		2	61	22	0	2		7	26	5	39	0	1	2
C103 Lakeville		21	2	3		19	7		0	23	25	0	0		3	18	3	21	0	1	0
C104 Atkinson		21	0	1		19	3		1	61	32	0	2		6	35	6	39	1	0	6
C105 Bradley		25	1	1		26	2		2	37	30	0	2		2	13	4	43	0	2	3
Paper Abs. Ballot		3	1	1		4	1		0	5	11	0	1		0	5	0	8	0	0	3
Abs. Machine		11	2	1		14	0		0	26	22	0	0		2	20	0	21	0	1	3
Absentee Total		14	3	2		18	1		0	31	33	0	1		2	25	0	29	0	1	6
iVotronic Machine		254	18	22		267	37		17	595	478	4	37		59	332	71	559	10	18	29
TOTAL		268	21	24		285	38		17	626	511	4	38		61	357	71	588	10	19	35

Cumulative Report — Unofficial

PRESIDENTIAL PREFERENCE AND REGULAR PRIMARY — OFFICIAL BALLOT FOR MARION COUNTY — May 17, 2016

06/23/2016 10:53 AM

Total Number of Voters : 2,633 of 0 = 0.00%

Precincts Reporting 18 of 18 = 100.00%

Party	Candidate	Absentee		Early		Election		Total	
UNITED STATES SENATOR, Vote For 1									
	James R. GOULD	0	0.00%	0	0.00%	20	6.97%	20	6.97%
	Rand PAUL	0	0.00%	0	0.00%	257	89.55%	257	89.55%
	Stephen Howard SLAUGHTER	0	0.00%	0	0.00%	10	3.48%	10	3.48%
	Cast Votes:	0	0.00%	0	0.00%	287	97.62%	287	97.62%
	Over Votes:	0	0.00%	0	0.00%	0	0.00%	0	0.00%
	Under Votes:	0	0.00%	0	0.00%	7	2.38%	7	2.38%
UNITED STATES REPRESENTATIVE In CONGRESS 1st Congressional District, Vote For 1									
	Mike PAPE	0	0.00%	0	0.00%	35	12.46%	35	12.46%
	Miles A. CAUGHEY JR.	0	0.00%	0	0.00%	15	5.34%	15	5.34%
	Jason BATTS	0	0.00%	0	0.00%	27	9.61%	27	9.61%
	James R. COMER	0	0.00%	0	0.00%	204	72.60%	204	72.60%
	Cast Votes:	0	0.00%	0	0.00%	281	95.58%	281	95.58%
	Over Votes:	0	0.00%	0	0.00%	0	0.00%	0	0.00%
	Under Votes:	0	0.00%	0	0.00%	13	4.42%	13	4.42%
STATE REPRESENTATIVE 24th Representative District, Vote For 1									
	William Brandon REED	0	0.00%	0	0.00%	144	54.14%	144	54.14%
	Richard TREITZ	0	0.00%	0	0.00%	122	45.86%	122	45.86%
	Cast Votes:	0	0.00%	0	0.00%	266	90.48%	266	90.48%
	Over Votes:	0	0.00%	0	0.00%	0	0.00%	0	0.00%
	Under Votes:	0	0.00%	0	0.00%	28	9.52%	28	9.52%
PRESIDENT of the UNITED STATES, Vote For 1									
	Martin J. O'MALLEY	0	0.00%	0	0.00%	30	1.30%	30	1.30%
	Bernard "Bernie" SANDERS	0	0.00%	0	0.00%	983	42.55%	983	42.55%
	Hillary CLINTON	0	0.00%	0	0.00%	1,162	50.30%	1,162	50.30%
	Roque Rocky DE LA FUENTE	0	0.00%	0	0.00%	9	0.39%	9	0.39%
	"UNCOMMITTED"	0	0.00%	0	0.00%	126	5.45%	126	5.45%
	Cast Votes:	0	0.00%	0	0.00%	2,310	98.80%	2,310	98.80%
	Over Votes:	0	0.00%	0	0.00%	0	0.00%	0	0.00%
	Under Votes:	0	0.00%	0	0.00%	28	1.20%	28	1.20%

Cumulative Report — Unofficial

PRESIDENTIAL PREFERENCE AND REGULAR PRIMARY — OFFICIAL BALLOT FOR MARION COUNTY — May 17, 2016

06/23/2016 10:53 AM

Total Number of Voters : 2,633 of 0 = 0.00%

Precincts Reporting 18 of 18 = 100.00%

Party	Candidate	Absentee		Early		Election		Total	
UNITED STATES SENATOR, Vote For 1									
	Jim GRAY	0	0.00%	0	0.00%	1,422	71.03%	1,422	71.03%
	Rory HOULIHAN	0	0.00%	0	0.00%	81	4.05%	81	4.05%
	Jeff KENDER	0	0.00%	0	0.00%	100	5.00%	100	5.00%
	Ron LEACH	0	0.00%	0	0.00%	143	7.14%	143	7.14%
	Tom RECKTENWALD	0	0.00%	0	0.00%	58	2.90%	58	2.90%
	Grant T. SHORT	0	0.00%	0	0.00%	53	2.65%	53	2.65%
	Sellus WILDER	0	0.00%	0	0.00%	145	7.24%	145	7.24%
	Cast Votes:	0	0.00%	0	0.00%	2,002	85.59%	2,002	85.59%
	Over Votes:	0	0.00%	0	0.00%	0	0.00%	0	0.00%
	Under Votes:	0	0.00%	0	0.00%	337	14.41%	337	14.41%
UNITED STATES REPRESENTATIVE in CONGRESS 1st Congressional District, Vote For 1									
	Tom OSBORNE	0	0.00%	0	0.00%	1,122	65.38%	1,122	65.38%
	Samuel L. GASKINS	0	0.00%	0	0.00%	594	34.62%	594	34.62%
	Cast Votes:	0	0.00%	0	0.00%	1,716	73.43%	1,716	73.43%
	Over Votes:	0	0.00%	0	0.00%	0	0.00%	0	0.00%
	Under Votes:	0	0.00%	0	0.00%	621	26.57%	621	26.57%

Precinct Report — Unofficial

PRESIDENTIAL PREFERENCE AND REGULAR PRIMARY — OFFICIAL BALLOT FOR MARION COUNTY — May 17, 2016

06/23/2016 10:54 AM

Total Number of Voters : 2,633 of 0 = 0.00%

Precincts Reporting 18 of 18 = 100.00%

Party	Candidate	Absentee		Early		Election		Total	
Precinct AB (Ballots Cast: 114)									
UNITED STATES SENATOR, Vote For 1									
	James R. GOULD	0	0.00%	0	0.00%	1	6.67%	1	6.67%
	Rand PAUL	0	0.00%	0	0.00%	13	86.67%	13	86.67%
	Stephen Howard SLAUGHTER	0	0.00%	0	0.00%	1	6.67%	1	6.67%
	Cast Votes:	0	0.00%	0	0.00%	15	100.00%	15	100.00%
	Over Votes:	0	0.00%	0	0.00%	0	0.00%	0	0.00%
	Under Votes:	0	0.00%	0	0.00%	0	0.00%	0	0.00%
UNITED STATES REPRESENTATIVE in CONGRESS 1st Congressional District, Vote For 1									
	Mike PAPE	0	0.00%	0	0.00%	1	6.67%	1	6.67%
	Miles A. CAUGHEY JR.	0	0.00%	0	0.00%	0	0.00%	0	0.00%
	Jason BATTS	0	0.00%	0	0.00%	1	6.67%	1	6.67%
	James R. COMER	0	0.00%	0	0.00%	13	86.67%	13	86.67%
	Cast Votes:	0	0.00%	0	0.00%	15	100.00%	15	100.00%
	Over Votes:	0	0.00%	0	0.00%	0	0.00%	0	0.00%
	Under Votes:	0	0.00%	0	0.00%	0	0.00%	0	0.00%
STATE REPRESENTATIVE 24th Representative District, Vote For 1									
	William Brandon REED	0	0.00%	0	0.00%	5	35.71%	5	35.71%
	Richard TREITZ	0	0.00%	0	0.00%	9	64.29%	9	64.29%
	Cast Votes:	0	0.00%	0	0.00%	14	93.33%	14	93.33%
	Over Votes:	0	0.00%	0	0.00%	0	0.00%	0	0.00%
	Under Votes:	0	0.00%	0	0.00%	1	6.67%	1	6.67%
PRESIDENT of the UNITED STATES, Vote For 1									
	Martin J. O'MALLEY	0	0.00%	0	0.00%	1	1.05%	1	1.05%
	Bernard "Bernie" SANDERS	0	0.00%	0	0.00%	26	27.37%	26	27.37%
	Hillary CLINTON	0	0.00%	0	0.00%	63	66.32%	63	66.32%
	Roque Rocky DE LA FUENTE	0	0.00%	0	0.00%	0	0.00%	0	0.00%
	"UNCOMMITTED"	0	0.00%	0	0.00%	5	5.26%	5	5.26%
	Cast Votes:	0	0.00%	0	0.00%	95	95.96%	95	95.96%
	Over Votes:	0	0.00%	0	0.00%	0	0.00%	0	0.00%
	Under Votes:	0	0.00%	0	0.00%	4	4.04%	4	4.04%
UNITED STATES SENATOR, Vote For 1									
	Jim GRAY	0	0.00%	0	0.00%	63	74.12%	63	74.12%
	Rory HOULIHAN	0	0.00%	0	0.00%	7	8.24%	7	8.24%
	Jeff KENDER	0	0.00%	0	0.00%	3	3.53%	3	3.53%
	Ron LEACH	0	0.00%	0	0.00%	2	2.35%	2	2.35%
	Tom RECKTENWALD	0	0.00%	0	0.00%	5	5.88%	5	5.88%
	Grant T. SHORT	0	0.00%	0	0.00%	3	3.53%	3	3.53%
	Selius WILDER	0	0.00%	0	0.00%	2	2.35%	2	2.35%
	Cast Votes:	0	0.00%	0	0.00%	85	85.86%	85	85.86%
	Over Votes:	0	0.00%	0	0.00%	0	0.00%	0	0.00%
	Under Votes:	0	0.00%	0	0.00%	14	14.14%	14	14.14%

Precinct Report — Unofficial

PRESIDENTIAL PREFERENCE AND REGULAR PRIMARY — OFFICIAL BALLOT FOR MARION COUNTY — May 17, 2016

06/23/2016 10:54 AM

Total Number of Voters : 2,633 of 0 = 0.00%

Precincts Reporting 18 of 18 = 100.00%

Party	Candidate	Absentee		Early		Election		Total	
Precinct AB (Ballots Cast: 114)									
UNITED STATES REPRESENTATIVE in CONGRESS 1st Congressional District, Vote For 1									
	Tom OSBORNE	0	0.00%	0	0.00%	66	79.52%	66	79.52%
	Samuel L. GASKINS	0	0.00%	0	0.00%	17	20.48%	17	20.48%
	Cast Votes:	0	0.00%	0	0.00%	83	83.84%	83	83.84%
	Over Votes:	0	0.00%	0	0.00%	0	0.00%	0	0.00%
	Under Votes:	0	0.00%	0	0.00%	16	16.16%	16	16.16%

Precinct Report — Unofficial

PRESIDENTIAL PREFERENCE AND REGULAR PRIMARY — OFFICIAL BALLOT FOR MARION COUNTY — May 17, 2016

06/23/2016 10:54 AM

Total Number of Voters : 2,633 of 0 = 0.00%

Precincts Reporting 18 of 18 = 100.00%

Party	Candidate	Absentee		Early		Election		Total	
Precinct A101 (Ballots Cast: 109)									
UNITED STATES SENATOR, Vote For 1									
	James R. GOULD	0	0.00%	0	0.00%	0	0.00%	0	0.00%
	Rand PAUL	0	0.00%	0	0.00%	9	100.00%	9	100.00%
	Stephen Howard SLAUGHTER	0	0.00%	0	0.00%	0	0.00%	0	0.00%
	Cast Votes:	0	0.00%	0	0.00%	9	100.00%	9	100.00%
	Over Votes:	0	0.00%	0	0.00%	0	0.00%	0	0.00%
	Under Votes:	0	0.00%	0	0.00%	0	0.00%	0	0.00%
UNITED STATES REPRESENTATIVE in CONGRESS 1st Congressional District, Vote For 1									
	Mike PAPE	0	0.00%	0	0.00%	0	0.00%	0	0.00%
	Miles A. CAUGHEY JR.	0	0.00%	0	0.00%	1	11.11%	1	11.11%
	Jason BATTS	0	0.00%	0	0.00%	0	0.00%	0	0.00%
	James R. COMER	0	0.00%	0	0.00%	8	88.89%	8	88.89%
	Cast Votes:	0	0.00%	0	0.00%	9	100.00%	9	100.00%
	Over Votes:	0	0.00%	0	0.00%	0	0.00%	0	0.00%
	Under Votes:	0	0.00%	0	0.00%	0	0.00%	0	0.00%
STATE REPRESENTATIVE 24th Representative District, Vote For 1									
	William Brandon REED	0	0.00%	0	0.00%	3	33.33%	3	33.33%
	Richard TREITZ	0	0.00%	0	0.00%	6	66.67%	6	66.67%
	Cast Votes:	0	0.00%	0	0.00%	9	100.00%	9	100.00%
	Over Votes:	0	0.00%	0	0.00%	0	0.00%	0	0.00%
	Under Votes:	0	0.00%	0	0.00%	0	0.00%	0	0.00%
PRESIDENT of the UNITED STATES, Vote For 1									
	Martin J. O'MALLEY	0	0.00%	0	0.00%	2	2.02%	2	2.02%
	Bernard "Bernie" SANDERS	0	0.00%	0	0.00%	45	45.45%	45	45.45%
	Hillary CLINTON	0	0.00%	0	0.00%	39	39.39%	39	39.39%
	Roque Rocky DE LA FUENTE	0	0.00%	0	0.00%	0	0.00%	0	0.00%
	"UNCOMMITTED"	0	0.00%	0	0.00%	13	13.13%	13	13.13%
	Cast Votes:	0	0.00%	0	0.00%	99	99.00%	99	99.00%
	Over Votes:	0	0.00%	0	0.00%	0	0.00%	0	0.00%
	Under Votes:	0	0.00%	0	0.00%	1	1.00%	1	1.00%
UNITED STATES SENATOR, Vote For 1									
	Jim GRAY	0	0.00%	0	0.00%	62	72.09%	62	72.09%
	Rory HOULIHAN	0	0.00%	0	0.00%	1	1.16%	1	1.16%
	Jeff KENDER	0	0.00%	0	0.00%	4	4.65%	4	4.65%
	Ron LEACH	0	0.00%	0	0.00%	11	12.79%	11	12.79%
	Tom RECKTENWALD	0	0.00%	0	0.00%	0	0.00%	0	0.00%
	Grant T. SHORT	0	0.00%	0	0.00%	2	2.33%	2	2.33%
	Sellus WILDER	0	0.00%	0	0.00%	6	6.98%	6	6.98%
	Cast Votes:	0	0.00%	0	0.00%	86	86.00%	86	86.00%
	Over Votes:	0	0.00%	0	0.00%	0	0.00%	0	0.00%
	Under Votes:	0	0.00%	0	0.00%	14	14.00%	14	14.00%

Precinct Report — Unofficial

PRESIDENTIAL PREFERENCE AND REGULAR PRIMARY — OFFICIAL BALLOT FOR MARION COUNTY — May 17, 2016

06/23/2016 10:54 AM

Total Number of Voters : 2,633 of 0 = 0.00%

Precincts Reporting 18 of 18 = 100.00%

Party	Candidate	Absentee		Early		Election		Total	
Precinct A101 (Ballots Cast: 109)									
UNITED STATES REPRESENTATIVE in CONGRESS 1st Congressional District, Vote For 1									
	Tom OSBORNE	0	0.00%	0	0.00%	55	71.43%	55	71.43%
	Samuel L. GASKINS	0	0.00%	0	0.00%	22	28.57%	22	28.57%
	Cast Votes:	0	0.00%	0	0.00%	77	77.00%	77	77.00%
	Over Votes:	0	0.00%	0	0.00%	0	0.00%	0	0.00%
	Under Votes:	0	0.00%	0	0.00%	23	23.00%	23	23.00%

Party	Candidate	Absentee		Early		Election		Total	
Precinct A102 (Ballots Cast: 117)									
UNITED STATES SENATOR, Vote For 1									
	James R. GOULD	0	0.00%	0	0.00%	2	15.38%	2	15.38%
	Rand PAUL	0	0.00%	0	0.00%	10	76.92%	10	76.92%
	Stephen Howard SLAUGHTER	0	0.00%	0	0.00%	1	7.69%	1	7.69%
	Cast Votes:	0	0.00%	0	0.00%	13	92.86%	13	92.86%
	Over Votes:	0	0.00%	0	0.00%	0	0.00%	0	0.00%
	Under Votes:	0	0.00%	0	0.00%	1	7.14%	1	7.14%
UNITED STATES REPRESENTATIVE in CONGRESS 1st Congressional District, Vote For 1									
	Mike PAPE	0	0.00%	0	0.00%	1	7.69%	1	7.69%
	Miles A. CAUGHEY JR.	0	0.00%	0	0.00%	1	7.69%	1	7.69%
	Jason BATTS	0	0.00%	0	0.00%	3	23.08%	3	23.08%
	James R. COMER	0	0.00%	0	0.00%	8	61.54%	8	61.54%
	Cast Votes:	0	0.00%	0	0.00%	13	92.86%	13	92.86%
	Over Votes:	0	0.00%	0	0.00%	0	0.00%	0	0.00%
	Under Votes:	0	0.00%	0	0.00%	1	7.14%	1	7.14%
STATE REPRESENTATIVE 24th Representative District, Vote For 1									
	William Brandon REED	0	0.00%	0	0.00%	6	54.55%	6	54.55%
	Richard TREITZ	0	0.00%	0	0.00%	5	45.45%	5	45.45%
	Cast Votes:	0	0.00%	0	0.00%	11	78.57%	11	78.57%
	Over Votes:	0	0.00%	0	0.00%	0	0.00%	0	0.00%
	Under Votes:	0	0.00%	0	0.00%	3	21.43%	3	21.43%
PRESIDENT of the UNITED STATES, Vote For 1									
	Martin J. O'MALLEY	0	0.00%	0	0.00%	2	1.98%	2	1.98%
	Bernard "Bernie" SANDERS	0	0.00%	0	0.00%	54	53.47%	54	53.47%
	Hillary CLINTON	0	0.00%	0	0.00%	40	39.60%	40	39.60%
	Roque Rocky DE LA FUENTE	0	0.00%	0	0.00%	1	0.99%	1	0.99%
	"UNCOMMITTED"	0	0.00%	0	0.00%	4	3.96%	4	3.96%
	Cast Votes:	0	0.00%	0	0.00%	101	99.02%	101	99.02%
	Over Votes:	0	0.00%	0	0.00%	0	0.00%	0	0.00%
	Under Votes:	0	0.00%	0	0.00%	1	0.98%	1	0.98%
UNITED STATES SENATOR, Vote For 1									
	Jim GRAY	0	0.00%	0	0.00%	60	65.93%	60	65.93%
	Rory HOULIHAN	0	0.00%	0	0.00%	4	4.40%	4	4.40%
	Jeff KENDER	0	0.00%	0	0.00%	10	10.99%	10	10.99%
	Ron LEACH	0	0.00%	0	0.00%	6	6.59%	6	6.59%
	Tom RECKTENWALD	0	0.00%	0	0.00%	2	2.20%	2	2.20%
	Grant T. SHORT	0	0.00%	0	0.00%	5	5.49%	5	5.49%
	Sellus WILDER	0	0.00%	0	0.00%	4	4.40%	4	4.40%
	Cast Votes:	0	0.00%	0	0.00%	91	88.35%	91	88.35%
	Over Votes:	0	0.00%	0	0.00%	0	0.00%	0	0.00%
	Under Votes:	0	0.00%	0	0.00%	12	11.65%	12	11.65%

Precinct Report — Unofficial

PRESIDENTIAL PREFERENCE AND REGULAR PRIMARY — OFFICIAL BALLOT FOR MARION COUNTY — May 17, 2016

06/23/2016 10:54 AM

Total Number of Voters : 2,633 of 0 = 0.00%

Precincts Reporting 18 of 18 = 100.00%

Party	Candidate	Absentee		Early		Election		Total	
Precinct A102 (Ballots Cast: 117)									
UNITED STATES REPRESENTATIVE in CONGRESS 1st Congressional District, Vote For 1									
	Tom OSBORNE	0	0.00%	0	0.00%	59	77.63%	59	77.63%
	Samuel L. GASKINS	0	0.00%	0	0.00%	17	22.37%	17	22.37%
	Cast Votes:	0	0.00%	0	0.00%	76	75.25%	76	75.25%
	Over Votes:	0	0.00%	0	0.00%	0	0.00%	0	0.00%
	Under Votes:	0	0.00%	0	0.00%	25	24.75%	25	24.75%

Party	Candidate	Absentee		Early		Election		Total	
Precinct A103 (Ballots Cast: 129)									
UNITED STATES SENATOR, Vote For 1									
	James R. GOULD	0	0.00%	0	0.00%	2	9.52%	2	9.52%
	Rand PAUL	0	0.00%	0	0.00%	18	85.71%	18	85.71%
	Stephen Howard SLAUGHTER	0	0.00%	0	0.00%	1	4.76%	1	4.76%
	Cast Votes:	0	0.00%	0	0.00%	21	100.00%	21	100.00%
	Over Votes:	0	0.00%	0	0.00%	0	0.00%	0	0.00%
	Under Votes:	0	0.00%	0	0.00%	0	0.00%	0	0.00%
UNITED STATES REPRESENTATIVE In CONGRESS 1st Congressional District, Vote For 1									
	Mike PAPE	0	0.00%	0	0.00%	8	40.00%	8	40.00%
	Miles A. CAUGHEY JR.	0	0.00%	0	0.00%	1	5.00%	1	5.00%
	Jason BATTS	0	0.00%	0	0.00%	3	15.00%	3	15.00%
	James R. COMER	0	0.00%	0	0.00%	8	40.00%	8	40.00%
	Cast Votes:	0	0.00%	0	0.00%	20	95.24%	20	95.24%
	Over Votes:	0	0.00%	0	0.00%	0	0.00%	0	0.00%
	Under Votes:	0	0.00%	0	0.00%	1	4.76%	1	4.76%
STATE REPRESENTATIVE 24th Representative District, Vote For 1									
	William Brandon REED	0	0.00%	0	0.00%	9	45.00%	9	45.00%
	Richard TREITZ	0	0.00%	0	0.00%	11	55.00%	11	55.00%
	Cast Votes:	0	0.00%	0	0.00%	20	95.24%	20	95.24%
	Over Votes:	0	0.00%	0	0.00%	0	0.00%	0	0.00%
	Under Votes:	0	0.00%	0	0.00%	1	4.76%	1	4.76%
PRESIDENT of the UNITED STATES, Vote For 1									
	Martin J. O'MALLEY	0	0.00%	0	0.00%	2	1.89%	2	1.89%
	Bernard "Bernie" SANDERS	0	0.00%	0	0.00%	49	46.23%	49	46.23%
	Hillary CLINTON	0	0.00%	0	0.00%	48	45.28%	48	45.28%
	Roque Rocky DE LA FUENTE	0	0.00%	0	0.00%	0	0.00%	0	0.00%
	"UNCOMMITTED"	0	0.00%	0	0.00%	7	6.60%	7	6.60%
	Cast Votes:	0	0.00%	0	0.00%	106	98.15%	106	98.15%
	Over Votes:	0	0.00%	0	0.00%	0	0.00%	0	0.00%
	Under Votes:	0	0.00%	0	0.00%	2	1.85%	2	1.85%
UNITED STATES SENATOR, Vote For 1									
	Jim GRAY	0	0.00%	0	0.00%	64	69.57%	64	69.57%
	Rory HOULIHAN	0	0.00%	0	0.00%	2	2.17%	2	2.17%
	Jeff KENDER	0	0.00%	0	0.00%	3	3.26%	3	3.26%
	Ron LEACH	0	0.00%	0	0.00%	8	8.70%	8	8.70%
	Tom RECKTENWALD	0	0.00%	0	0.00%	7	7.61%	7	7.61%
	Grant T. SHORT	0	0.00%	0	0.00%	1	1.09%	1	1.09%
	Sellus WILDER	0	0.00%	0	0.00%	7	7.61%	7	7.61%
	Cast Votes:	0	0.00%	0	0.00%	92	85.19%	92	85.19%
	Over Votes:	0	0.00%	0	0.00%	0	0.00%	0	0.00%
	Under Votes:	0	0.00%	0	0.00%	16	14.81%	16	14.81%

Precinct Report — Unofficial

PRESIDENTIAL PREFERENCE AND REGULAR PRIMARY — OFFICIAL BALLOT FOR MARION COUNTY — May 17, 2016

06/23/2016 10:54 AM

Total Number of Voters : 2,633 of 0 = 0.00%

Precincts Reporting 18 of 18 = 100.00%

Party	Candidate	Absentee		Early		Election		Total	
Precinct A103 (Ballots Cast: 129)									
UNITED STATES REPRESENTATIVE in CONGRESS 1st Congressional District, Vote For 1									
	Tom OSBORNE	0	0.00%	0	0.00%	54	69.23%	54	69.23%
	Samuel L. GASKINS	0	0.00%	0	0.00%	24	30.77%	24	30.77%
	Cast Votes:	0	0.00%	0	0.00%	78	72.22%	78	72.22%
	Over Votes:	0	0.00%	0	0.00%	0	0.00%	0	0.00%
	Under Votes:	0	0.00%	0	0.00%	30	27.78%	30	27.78%

Party	Candidate	Absentee		Early		Election		Total	
Precinct A104 (Ballots Cast: 107)									
UNITED STATES SENATOR, Vote For 1									
	James R. GOULD	0	0.00%	0	0.00%	2	18.18%	2	18.18%
	Rand PAUL	0	0.00%	0	0.00%	9	81.82%	9	81.82%
	Stephen Howard SLAUGHTER	0	0.00%	0	0.00%	0	0.00%	0	0.00%
	Cast Votes:	0	0.00%	0	0.00%	11	100.00%	11	100.00%
	Over Votes:	0	0.00%	0	0.00%	0	0.00%	0	0.00%
	Under Votes:	0	0.00%	0	0.00%	0	0.00%	0	0.00%
UNITED STATES REPRESENTATIVE in CONGRESS 1st Congressional District, Vote For 1									
	Mike PAPE	0	0.00%	0	0.00%	2	18.18%	2	18.18%
	Miles A. CAUGHEY JR.	0	0.00%	0	0.00%	1	9.09%	1	9.09%
	Jason BATTS	0	0.00%	0	0.00%	0	0.00%	0	0.00%
	James R. COMER	0	0.00%	0	0.00%	8	72.73%	8	72.73%
	Cast Votes:	0	0.00%	0	0.00%	11	100.00%	11	100.00%
	Over Votes:	0	0.00%	0	0.00%	0	0.00%	0	0.00%
	Under Votes:	0	0.00%	0	0.00%	0	0.00%	0	0.00%
STATE REPRESENTATIVE 24th Representative District, Vote For 1									
	William Brandon REED	0	0.00%	0	0.00%	8	72.73%	8	72.73%
	Richard TREITZ	0	0.00%	0	0.00%	3	27.27%	3	27.27%
	Cast Votes:	0	0.00%	0	0.00%	11	100.00%	11	100.00%
	Over Votes:	0	0.00%	0	0.00%	0	0.00%	0	0.00%
	Under Votes:	0	0.00%	0	0.00%	0	0.00%	0	0.00%
PRESIDENT of the UNITED STATES, Vote For 1									
	Martin J. O'MALLEY	0	0.00%	0	0.00%	0	0.00%	0	0.00%
	Bernard "Bernie" SANDERS	0	0.00%	0	0.00%	34	36.17%	34	36.17%
	Hillary CLINTON	0	0.00%	0	0.00%	54	57.45%	54	57.45%
	Roque Rocky DE LA FUENTE	0	0.00%	0	0.00%	1	1.06%	1	1.06%
	"UNCOMMITTED"	0	0.00%	0	0.00%	5	5.32%	5	5.32%
	Cast Votes:	0	0.00%	0	0.00%	94	97.92%	94	97.92%
	Over Votes:	0	0.00%	0	0.00%	0	0.00%	0	0.00%
	Under Votes:	0	0.00%	0	0.00%	2	2.08%	2	2.08%
UNITED STATES SENATOR, Vote For 1									
	Jim GRAY	0	0.00%	0	0.00%	57	71.25%	57	71.25%
	Rory HOULIHAN	0	0.00%	0	0.00%	2	2.50%	2	2.50%
	Jeff KENDER	0	0.00%	0	0.00%	5	6.25%	5	6.25%
	Ron LEACH	0	0.00%	0	0.00%	5	6.25%	5	6.25%
	Tom RECKTENWALD	0	0.00%	0	0.00%	3	3.75%	3	3.75%
	Grant T. SHORT	0	0.00%	0	0.00%	0	0.00%	0	0.00%
	Sellus WILDER	0	0.00%	0	0.00%	8	10.00%	8	10.00%
	Cast Votes:	0	0.00%	0	0.00%	80	83.33%	80	83.33%
	Over Votes:	0	0.00%	0	0.00%	0	0.00%	0	0.00%
	Under Votes:	0	0.00%	0	0.00%	16	16.67%	16	16.67%

Precinct Report — Unofficial

PRESIDENTIAL PREFERENCE AND REGULAR PRIMARY — OFFICIAL BALLOT FOR MARION COUNTY — May 17, 2016

06/23/2016 10:54 AM

Total Number of Voters : 2,633 of 0 = 0.00%

Precincts Reporting 18 of 18 = 100.00%

Party	Candidate	Absentee		Early		Election		Total	
Precinct A104 (Ballots Cast: 107)									
UNITED STATES REPRESENTATIVE in CONGRESS 1st Congressional District, Vote For 1									
	Tom OSBORNE	0	0.00%	0	0.00%	57	85.07%	57	85.07%
	Samuel L. GASKINS	0	0.00%	0	0.00%	10	14.93%	10	14.93%
	Cast Votes:	0	0.00%	0	0.00%	67	69.79%	67	69.79%
	Over Votes:	0	0.00%	0	0.00%	0	0.00%	0	0.00%
	Under Votes:	0	0.00%	0	0.00%	29	30.21%	29	30.21%

Precinct Report — Unofficial

PRESIDENTIAL PREFERENCE AND REGULAR PRIMARY — OFFICIAL BALLOT FOR MARION COUNTY — May 17, 2016

06/23/2016 10:54 AM

Total Number of Voters : 2,633 of 0 = 0.00%

Precincts Reporting 18 of 18 = 100.00%

Party	Candidate	Absentee		Early		Election		Total	
Precinct C102 (Ballots Cast: 276)									
UNITED STATES SENATOR, Vote For 1									
	James R. GOULD	0	0.00%	0	0.00%	1	3.57%	1	3.57%
	Rand PAUL	0	0.00%	0	0.00%	26	92.86%	26	92.86%
	Stephen Howard SLAUGHTER	0	0.00%	0	0.00%	1	3.57%	1	3.57%
	Cast Votes:	0	0.00%	0	0.00%	28	100.00%	28	100.00%
	Over Votes:	0	0.00%	0	0.00%	0	0.00%	0	0.00%
	Under Votes:	0	0.00%	0	0.00%	0	0.00%	0	0.00%
UNITED STATES REPRESENTATIVE in CONGRESS 1st Congressional District, Vote For 1									
	Mike PAPE	0	0.00%	0	0.00%	4	14.81%	4	14.81%
	Miles A. CAUGHEY JR.	0	0.00%	0	0.00%	3	11.11%	3	11.11%
	Jason BATTS	0	0.00%	0	0.00%	2	7.41%	2	7.41%
	James R. COMER	0	0.00%	0	0.00%	18	66.67%	18	66.67%
	Cast Votes:	0	0.00%	0	0.00%	27	96.43%	27	96.43%
	Over Votes:	0	0.00%	0	0.00%	0	0.00%	0	0.00%
	Under Votes:	0	0.00%	0	0.00%	1	3.57%	1	3.57%
STATE REPRESENTATIVE 24th Representative District, Vote For 1									
	William Brandon REED	0	0.00%	0	0.00%	13	50.00%	13	50.00%
	Richard TREITZ	0	0.00%	0	0.00%	13	50.00%	13	50.00%
	Cast Votes:	0	0.00%	0	0.00%	26	92.86%	26	92.86%
	Over Votes:	0	0.00%	0	0.00%	0	0.00%	0	0.00%
	Under Votes:	0	0.00%	0	0.00%	2	7.14%	2	7.14%
PRESIDENT of the UNITED STATES, Vote For 1									
	Martin J. O'MALLEY	0	0.00%	0	0.00%	1	0.41%	1	0.41%
	Bernard "Bernie" SANDERS	0	0.00%	0	0.00%	89	36.33%	89	36.33%
	Hillary CLINTON	0	0.00%	0	0.00%	148	60.41%	148	60.41%
	Roque Rocky DE LA FUENTE	0	0.00%	0	0.00%	1	0.41%	1	0.41%
	"UNCOMMITTED"	0	0.00%	0	0.00%	6	2.45%	6	2.45%
	Cast Votes:	0	0.00%	0	0.00%	245	98.79%	245	98.79%
	Over Votes:	0	0.00%	0	0.00%	0	0.00%	0	0.00%
	Under Votes:	0	0.00%	0	0.00%	3	1.21%	3	1.21%
UNITED STATES SENATOR, Vote For 1									
	Jim GRAY	0	0.00%	0	0.00%	162	75.70%	162	75.70%
	Rory HOULIHAN	0	0.00%	0	0.00%	10	4.67%	10	4.67%
	Jeff KENDER	0	0.00%	0	0.00%	11	5.14%	11	5.14%
	Ron LEACH	0	0.00%	0	0.00%	10	4.67%	10	4.67%
	Tom RECKTENWALD	0	0.00%	0	0.00%	2	0.93%	2	0.93%
	Grant T. SHORT	0	0.00%	0	0.00%	4	1.87%	4	1.87%
	Selius WILDER	0	0.00%	0	0.00%	15	7.01%	15	7.01%
	Cast Votes:	0	0.00%	0	0.00%	214	86.29%	214	86.29%
	Over Votes:	0	0.00%	0	0.00%	0	0.00%	0	0.00%
	Under Votes:	0	0.00%	0	0.00%	34	13.71%	34	13.71%

Precinct Report — Unofficial

PRESIDENTIAL PREFERENCE AND REGULAR PRIMARY — OFFICIAL BALLOT FOR MARION COUNTY — May 17, 2016

06/23/2016 10:54 AM

Total Number of Voters : 2,633 of 0 = 0.00%

Precincts Reporting 18 of 18 = 100.00%

Party	Candidate	Absentee		Early		Election		Total	
Precinct C102 (Ballots Cast: 276)									
UNITED STATES REPRESENTATIVE in CONGRESS 1st Congressional District, Vote For 1									
	Tom OSBORNE	0	0.00%	0	0.00%	133	68.91%	133	68.91%
	Samuel L. GASKINS	0	0.00%	0	0.00%	60	31.09%	60	31.09%
	Cast Votes:	0	0.00%	0	0.00%	193	77.82%	193	77.82%
	Over Votes:	0	0.00%	0	0.00%	0	0.00%	0	0.00%
	Under Votes:	0	0.00%	0	0.00%	55	22.18%	55	22.18%

Total Number of Voters : 2,633 of 0 = 0.00%

Precincts Reporting 18 of 18 = 100.00%

Party	Candidate	Absentee		Early		Election		Total	
Precinct C103 (Ballots Cast: 121)									
UNITED STATES SENATOR, Vote For 1									
	James R. GOULD	0	0.00%	0	0.00%	1	5.26%	1	5.26%
	Rand PAUL	0	0.00%	0	0.00%	18	94.74%	18	94.74%
	Stephen Howard SLAUGHTER	0	0.00%	0	0.00%	0	0.00%	0	0.00%
	Cast Votes:	0	0.00%	0	0.00%	19	100.00%	19	100.00%
	Over Votes:	0	0.00%	0	0.00%	0	0.00%	0	0.00%
	Under Votes:	0	0.00%	0	0.00%	0	0.00%	0	0.00%
UNITED STATES REPRESENTATIVE in CONGRESS 1st Congressional District, Vote For 1									
	Mike PAPE	0	0.00%	0	0.00%	2	11.76%	2	11.76%
	Miles A. CAUGHEY JR.	0	0.00%	0	0.00%	0	0.00%	0	0.00%
	Jason BATTS	0	0.00%	0	0.00%	0	0.00%	0	0.00%
	James R. COMER	0	0.00%	0	0.00%	15	88.24%	15	88.24%
	Cast Votes:	0	0.00%	0	0.00%	17	89.47%	17	89.47%
	Over Votes:	0	0.00%	0	0.00%	0	0.00%	0	0.00%
	Under Votes:	0	0.00%	0	0.00%	2	10.53%	2	10.53%
STATE REPRESENTATIVE 24th Representative District, Vote For 1									
	William Brandon REED	0	0.00%	0	0.00%	9	56.25%	9	56.25%
	Richard TREITZ	0	0.00%	0	0.00%	7	43.75%	7	43.75%
	Cast Votes:	0	0.00%	0	0.00%	16	84.21%	16	84.21%
	Over Votes:	0	0.00%	0	0.00%	0	0.00%	0	0.00%
	Under Votes:	0	0.00%	0	0.00%	3	15.79%	3	15.79%
PRESIDENT of the UNITED STATES, Vote For 1									
	Martin J. O'MALLEY	0	0.00%	0	0.00%	1	0.98%	1	0.98%
	Bernard "Bernie" SANDERS	0	0.00%	0	0.00%	47	46.08%	47	46.08%
	Hillary CLINTON	0	0.00%	0	0.00%	46	45.10%	46	45.10%
	Roque Rocky DE LA FUENTE	0	0.00%	0	0.00%	0	0.00%	0	0.00%
	"UNCOMMITTED"	0	0.00%	0	0.00%	8	7.84%	8	7.84%
	Cast Votes:	0	0.00%	0	0.00%	102	100.00%	102	100.00%
	Over Votes:	0	0.00%	0	0.00%	0	0.00%	0	0.00%
	Under Votes:	0	0.00%	0	0.00%	0	0.00%	0	0.00%
UNITED STATES SENATOR, Vote For 1									
	Jim GRAY	0	0.00%	0	0.00%	56	65.88%	56	65.88%
	Rory HOULIHAN	0	0.00%	0	0.00%	4	4.71%	4	4.71%
	Jeff KENDER	0	0.00%	0	0.00%	5	5.88%	5	5.88%
	Ron LEACH	0	0.00%	0	0.00%	3	3.53%	3	3.53%
	Tom RECKTENWALD	0	0.00%	0	0.00%	5	5.88%	5	5.88%
	Grant T. SHORT	0	0.00%	0	0.00%	6	7.06%	6	7.06%
	Selius WILDER	0	0.00%	0	0.00%	6	7.06%	6	7.06%
	Cast Votes:	0	0.00%	0	0.00%	85	83.33%	85	83.33%
	Over Votes:	0	0.00%	0	0.00%	0	0.00%	0	0.00%
	Under Votes:	0	0.00%	0	0.00%	17	16.67%	17	16.67%

Precinct Report — Unofficial

PRESIDENTIAL PREFERENCE AND REGULAR PRIMARY — OFFICIAL BALLOT FOR MARION COUNTY — May 17, 2016

06/23/2016 10:54 AM

Total Number of Voters : 2,633 of 0 = 0.00%

Precincts Reporting 18 of 18 = 100.00%

Party	Candidate	Absentee		Early		Election		Total	
Precinct C103 (Ballots Cast: 121)									
UNITED STATES REPRESENTATIVE in CONGRESS 1st Congressional District, Vote For 1									
	Tom OSBORNE	0	0.00%	0	0.00%	56	71.79%	56	71.79%
	Samuel L. GASKINS	0	0.00%	0	0.00%	22	28.21%	22	28.21%
	Cast Votes:	0	0.00%	0	0.00%	78	76.47%	78	76.47%
	Over Votes:	0	0.00%	0	0.00%	0	0.00%	0	0.00%
	Under Votes:	0	0.00%	0	0.00%	24	23.53%	24	23.53%

Precinct Report — Unofficial

PRESIDENTIAL PREFERENCE AND REGULAR PRIMARY — OFFICIAL BALLOT FOR MARION COUNTY — May 17, 2016

06/23/2016 10:54 AM

Total Number of Voters : 2,633 of 0 = 0.00%

Precincts Reporting 18 of 18 = 100.00%

Party	Candidate	Absentee		Early		Election		Total	
Precinct C105 (Ballots Cast: 63)									
UNITED STATES SENATOR, Vote For 1									
	James R. GOULD	0	0.00%	0	0.00%	3	30.00%	3	30.00%
	Rand PAUL	0	0.00%	0	0.00%	7	70.00%	7	70.00%
	Stephen Howard SLAUGHTER	0	0.00%	0	0.00%	0	0.00%	0	0.00%
	Cast Votes:	0	0.00%	0	0.00%	10	90.91%	10	90.91%
	Over Votes:	0	0.00%	0	0.00%	0	0.00%	0	0.00%
	Under Votes:	0	0.00%	0	0.00%	1	9.09%	1	9.09%
UNITED STATES REPRESENTATIVE in CONGRESS 1st Congressional District, Vote For 1									
	Mike PAPE	0	0.00%	0	0.00%	0	0.00%	0	0.00%
	Miles A. CAUGHEY JR.	0	0.00%	0	0.00%	1	9.09%	1	9.09%
	Jason BATTS	0	0.00%	0	0.00%	0	0.00%	0	0.00%
	James R. COMER	0	0.00%	0	0.00%	10	90.91%	10	90.91%
	Cast Votes:	0	0.00%	0	0.00%	11	100.00%	11	100.00%
	Over Votes:	0	0.00%	0	0.00%	0	0.00%	0	0.00%
	Under Votes:	0	0.00%	0	0.00%	0	0.00%	0	0.00%
STATE REPRESENTATIVE 24th Representative District, Vote For 1									
	William Brandon REED	0	0.00%	0	0.00%	4	44.44%	4	44.44%
	Richard TREITZ	0	0.00%	0	0.00%	5	55.56%	5	55.56%
	Cast Votes:	0	0.00%	0	0.00%	9	81.82%	9	81.82%
	Over Votes:	0	0.00%	0	0.00%	0	0.00%	0	0.00%
	Under Votes:	0	0.00%	0	0.00%	2	18.18%	2	18.18%
PRESIDENT of the UNITED STATES, Vote For 1									
	Martin J. O'MALLEY	0	0.00%	0	0.00%	0	0.00%	0	0.00%
	Bernard "Bernie" SANDERS	0	0.00%	0	0.00%	31	62.00%	31	62.00%
	Hillary CLINTON	0	0.00%	0	0.00%	18	36.00%	18	36.00%
	Roque Rocky DE LA FUENTE	0	0.00%	0	0.00%	0	0.00%	0	0.00%
	"UNCOMMITTED"	0	0.00%	0	0.00%	1	2.00%	1	2.00%
	Cast Votes:	0	0.00%	0	0.00%	50	96.15%	50	96.15%
	Over Votes:	0	0.00%	0	0.00%	0	0.00%	0	0.00%
	Under Votes:	0	0.00%	0	0.00%	2	3.85%	2	3.85%
UNITED STATES SENATOR, Vote For 1									
	Jim GRAY	0	0.00%	0	0.00%	33	76.74%	33	76.74%
	Rory HOULIHAN	0	0.00%	0	0.00%	0	0.00%	0	0.00%
	Jeff KENDER	0	0.00%	0	0.00%	2	4.65%	2	4.65%
	Ron LEACH	0	0.00%	0	0.00%	4	9.30%	4	9.30%
	Tom RECKTENWALD	0	0.00%	0	0.00%	1	2.33%	1	2.33%
	Grant T. SHORT	0	0.00%	0	0.00%	1	2.33%	1	2.33%
	Sellus WILDER	0	0.00%	0	0.00%	2	4.65%	2	4.65%
	Cast Votes:	0	0.00%	0	0.00%	43	82.69%	43	82.69%
	Over Votes:	0	0.00%	0	0.00%	0	0.00%	0	0.00%
	Under Votes:	0	0.00%	0	0.00%	9	17.31%	9	17.31%

Precinct Report — Unofficial

PRESIDENTIAL PREFERENCE AND REGULAR PRIMARY — OFFICIAL BALLOT FOR MARION COUNTY — May 17, 2016

06/23/2016 10:54 AM

Total Number of Voters : 2,633 of 0 = 0.00%

Precincts Reporting 18 of 18 = 100.00%

Party	Candidate	Absentee		Early		Election		Total	
Precinct C105 (Ballots Cast: 63)									
UNITED STATES REPRESENTATIVE in CONGRESS 1st Congressional District, Vote For 1									
	Tom OSBORNE	0	0.00%	0	0.00%	33	76.74%	33	76.74%
	Samuel L. GASKINS	0	0.00%	0	0.00%	10	23.26%	10	23.26%
	Cast Votes:	0	0.00%	0	0.00%	43	82.69%	43	82.69%
	Over Votes:	0	0.00%	0	0.00%	0	0.00%	0	0.00%
	Under Votes:	0	0.00%	0	0.00%	9	17.31%	9	17.31%

Precinct Report — Unofficial

PRESIDENTIAL PREFERENCE AND REGULAR PRIMARY — OFFICIAL BALLOT FOR MARION COUNTY — May 17, 2016

06/23/2016 10:54 AM

Total Number of Voters : 2,633 of 0 = 0.00%

Precincts Reporting 18 of 18 = 100.00%

Party	Candidate	Absentee		Early		Election		Total	
Precinct D102 (Ballots Cast: 249)									
UNITED STATES SENATOR, Vote For 1									
	James R. GOULD	0	0.00%	0	0.00%	0	0.00%	0	0.00%
	Rand PAUL	0	0.00%	0	0.00%	39	97.50%	39	97.50%
	Stephen Howard SLAUGHTER	0	0.00%	0	0.00%	1	2.50%	1	2.50%
	Cast Votes:	0	0.00%	0	0.00%	40	97.56%	40	97.56%
	Over Votes:	0	0.00%	0	0.00%	0	0.00%	0	0.00%
	Under Votes:	0	0.00%	0	0.00%	1	2.44%	1	2.44%
UNITED STATES REPRESENTATIVE in CONGRESS 1st Congressional District, Vote For 1									
	Mike PAPE	0	0.00%	0	0.00%	3	7.50%	3	7.50%
	Miles A. CAUGHEY JR.	0	0.00%	0	0.00%	0	0.00%	0	0.00%
	Jason BATTS	0	0.00%	0	0.00%	1	2.50%	1	2.50%
	James R. COMER	0	0.00%	0	0.00%	36	90.00%	36	90.00%
	Cast Votes:	0	0.00%	0	0.00%	40	97.56%	40	97.56%
	Over Votes:	0	0.00%	0	0.00%	0	0.00%	0	0.00%
	Under Votes:	0	0.00%	0	0.00%	1	2.44%	1	2.44%
STATE REPRESENTATIVE 24th Representative District, Vote For 1									
	William Brandon REED	0	0.00%	0	0.00%	18	51.43%	18	51.43%
	Richard TREITZ	0	0.00%	0	0.00%	17	48.57%	17	48.57%
	Cast Votes:	0	0.00%	0	0.00%	35	85.37%	35	85.37%
	Over Votes:	0	0.00%	0	0.00%	0	0.00%	0	0.00%
	Under Votes:	0	0.00%	0	0.00%	6	14.63%	6	14.63%
PRESIDENT of the UNITED STATES, Vote For 1									
	Martin J. O'MALLEY	0	0.00%	0	0.00%	1	0.49%	1	0.49%
	Bernard "Bernie" SANDERS	0	0.00%	0	0.00%	97	47.09%	97	47.09%
	Hillary CLINTON	0	0.00%	0	0.00%	97	47.09%	97	47.09%
	Roque Rocky DE LA FUENTE	0	0.00%	0	0.00%	0	0.00%	0	0.00%
	"UNCOMMITTED"	0	0.00%	0	0.00%	11	5.34%	11	5.34%
	Cast Votes:	0	0.00%	0	0.00%	206	99.04%	206	99.04%
	Over Votes:	0	0.00%	0	0.00%	0	0.00%	0	0.00%
	Under Votes:	0	0.00%	0	0.00%	2	0.96%	2	0.96%
UNITED STATES SENATOR, Vote For 1									
	Jim GRAY	0	0.00%	0	0.00%	152	81.72%	152	81.72%
	Rory HOULIHAN	0	0.00%	0	0.00%	4	2.15%	4	2.15%
	Jeff KENDER	0	0.00%	0	0.00%	5	2.69%	5	2.69%
	Ron LEACH	0	0.00%	0	0.00%	6	3.23%	6	3.23%
	Tom RECKTENWALD	0	0.00%	0	0.00%	5	2.69%	5	2.69%
	Grant T. SHORT	0	0.00%	0	0.00%	3	1.61%	3	1.61%
	Sellus WILDER	0	0.00%	0	0.00%	11	5.91%	11	5.91%
	Cast Votes:	0	0.00%	0	0.00%	186	89.42%	186	89.42%
	Over Votes:	0	0.00%	0	0.00%	0	0.00%	0	0.00%
	Under Votes:	0	0.00%	0	0.00%	22	10.58%	22	10.58%

Precinct Report — Unofficial

PRESIDENTIAL PREFERENCE AND REGULAR PRIMARY — OFFICIAL BALLOT FOR MARION COUNTY — May 17, 2016

06/23/2016 10:54 AM

Total Number of Voters : 2,633 of 0 = 0.00%

Precincts Reporting 18 of 18 = 100.00%

Party	Candidate	Absentee		Early		Election		Total	
Precinct D102 (Ballots Cast: 249)									
UNITED STATES REPRESENTATIVE in CONGRESS 1st Congressional District, Vote For 1									
	Tom OSBORNE	0	0.00%	0	0.00%	115	74.68%	115	74.68%
	Samuel L. GASKINS	0	0.00%	0	0.00%	39	25.32%	39	25.32%
	Cast Votes:	0	0.00%	0	0.00%	154	74.04%	154	74.04%
	Over Votes:	0	0.00%	0	0.00%	0	0.00%	0	0.00%
	Under Votes:	0	0.00%	0	0.00%	54	25.96%	54	25.96%

Precinct Report — Unofficial

PRESIDENTIAL PREFERENCE AND REGULAR PRIMARY — OFFICIAL BALLOT FOR MARION COUNTY — May 17, 2016

06/23/2016 10:54 AM

Total Number of Voters : 2,633 of 0 = 0.00%

Precincts Reporting 18 of 18 = 100.00%

Party	Candidate	Absentee		Early		Election		Total	
Precinct D103 (Ballots Cast: 171)									
UNITED STATES SENATOR, Vote For 1									
	James R. GOULD	0	0.00%	0	0.00%	0	0.00%	0	0.00%
	Rand PAUL	0	0.00%	0	0.00%	23	95.83%	23	95.83%
	Stephen Howard SLAUGHTER	0	0.00%	0	0.00%	1	4.17%	1	4.17%
	Cast Votes:	0	0.00%	0	0.00%	24	96.00%	24	96.00%
	Over Votes:	0	0.00%	0	0.00%	0	0.00%	0	0.00%
	Under Votes:	0	0.00%	0	0.00%	1	4.00%	1	4.00%
UNITED STATES REPRESENTATIVE in CONGRESS 1st Congressional District, Vote For 1									
	Mike PAPE	0	0.00%	0	0.00%	3	12.00%	3	12.00%
	Miles A. CAUGHEY JR.	0	0.00%	0	0.00%	1	4.00%	1	4.00%
	Jason BATTS	0	0.00%	0	0.00%	2	8.00%	2	8.00%
	James R. COMER	0	0.00%	0	0.00%	19	76.00%	19	76.00%
	Cast Votes:	0	0.00%	0	0.00%	25	100.00%	25	100.00%
	Over Votes:	0	0.00%	0	0.00%	0	0.00%	0	0.00%
	Under Votes:	0	0.00%	0	0.00%	0	0.00%	0	0.00%
STATE REPRESENTATIVE 24th Representative District, Vote For 1									
	William Brandon REED	0	0.00%	0	0.00%	12	50.00%	12	50.00%
	Richard TREITZ	0	0.00%	0	0.00%	12	50.00%	12	50.00%
	Cast Votes:	0	0.00%	0	0.00%	24	96.00%	24	96.00%
	Over Votes:	0	0.00%	0	0.00%	0	0.00%	0	0.00%
	Under Votes:	0	0.00%	0	0.00%	1	4.00%	1	4.00%
PRESIDENT of the UNITED STATES, Vote For 1									
	Martin J. O'MALLEY	0	0.00%	0	0.00%	3	2.05%	3	2.05%
	Bernard "Bernie" SANDERS	0	0.00%	0	0.00%	68	46.58%	68	46.58%
	Hillary CLINTON	0	0.00%	0	0.00%	69	47.26%	69	47.26%
	Roque Rocky DE LA FUENTE	0	0.00%	0	0.00%	1	0.68%	1	0.68%
	"UNCOMMITTED"	0	0.00%	0	0.00%	5	3.42%	5	3.42%
	Cast Votes:	0	0.00%	0	0.00%	146	100.00%	146	100.00%
	Over Votes:	0	0.00%	0	0.00%	0	0.00%	0	0.00%
	Under Votes:	0	0.00%	0	0.00%	0	0.00%	0	0.00%
UNITED STATES SENATOR, Vote For 1									
	Jim GRAY	0	0.00%	0	0.00%	86	66.15%	86	66.15%
	Rory HOULIHAN	0	0.00%	0	0.00%	8	6.15%	8	6.15%
	Jeff KENDER	0	0.00%	0	0.00%	10	7.69%	10	7.69%
	Ron LEACH	0	0.00%	0	0.00%	12	9.23%	12	9.23%
	Tom RECKTENWALD	0	0.00%	0	0.00%	5	3.85%	5	3.85%
	Grant T. SHORT	0	0.00%	0	0.00%	1	0.77%	1	0.77%
	Sellus WILDER	0	0.00%	0	0.00%	8	6.15%	8	6.15%
	Cast Votes:	0	0.00%	0	0.00%	130	89.04%	130	89.04%
	Over Votes:	0	0.00%	0	0.00%	0	0.00%	0	0.00%
	Under Votes:	0	0.00%	0	0.00%	16	10.96%	16	10.96%

Precinct Report — Unofficial

PRESIDENTIAL PREFERENCE AND REGULAR PRIMARY — OFFICIAL BALLOT FOR MARION COUNTY — May 17, 2016

06/23/2016 10:54 AM

Total Number of Voters : 2,633 of 0 = 0.00%

Precincts Reporting 18 of 18 = 100.00%

Party	Candidate	Absentee		Early		Election		Total	
Precinct D103 (Ballots Cast: 171)									
UNITED STATES REPRESENTATIVE in CONGRESS 1st Congressional District, Vote For 1									
	Tom OSBORNE	0	0.00%	0	0.00%	100	79.37%	100	79.37%
	Samuel L. GASKINS	0	0.00%	0	0.00%	26	20.63%	26	20.63%
	Cast Votes:	0	0.00%	0	0.00%	126	86.30%	126	86.30%
	Over Votes:	0	0.00%	0	0.00%	0	0.00%	0	0.00%
	Under Votes:	0	0.00%	0	0.00%	20	13.70%	20	13.70%

Precinct Report — Unofficial

PRESIDENTIAL PREFERENCE AND REGULAR PRIMARY — OFFICIAL BALLOT FOR MARION COUNTY — May 17, 2016

06/23/2016 10:54 AM

Total Number of Voters : 2,633 of 0 = 0.00%

Precincts Reporting 18 of 18 = 100.00%

Party	Candidate	Absentee		Early		Election		Total	
Precinct D104 (Ballots Cast: 100)									
UNITED STATES SENATOR, Vote For 1									
	James R. GOULD	0	0.00%	0	0.00%	1	5.88%	1	5.88%
	Rand PAUL	0	0.00%	0	0.00%	16	94.12%	16	94.12%
	Stephen Howard SLAUGHTER	0	0.00%	0	0.00%	0	0.00%	0	0.00%
	Cast Votes:	0	0.00%	0	0.00%	17	100.00%	17	100.00%
	Over Votes:	0	0.00%	0	0.00%	0	0.00%	0	0.00%
	Under Votes:	0	0.00%	0	0.00%	0	0.00%	0	0.00%
UNITED STATES REPRESENTATIVE in CONGRESS 1st Congressional District, Vote For 1									
	Mike PAPE	0	0.00%	0	0.00%	3	18.75%	3	18.75%
	Miles A. CAUGHEY JR.	0	0.00%	0	0.00%	1	6.25%	1	6.25%
	Jason BATTS	0	0.00%	0	0.00%	1	6.25%	1	6.25%
	James R. COMER	0	0.00%	0	0.00%	11	68.75%	11	68.75%
	Cast Votes:	0	0.00%	0	0.00%	16	94.12%	16	94.12%
	Over Votes:	0	0.00%	0	0.00%	0	0.00%	0	0.00%
	Under Votes:	0	0.00%	0	0.00%	1	5.88%	1	5.88%
STATE REPRESENTATIVE 24th Representative District, Vote For 1									
	William Brandon REED	0	0.00%	0	0.00%	11	78.57%	11	78.57%
	Richard TREITZ	0	0.00%	0	0.00%	3	21.43%	3	21.43%
	Cast Votes:	0	0.00%	0	0.00%	14	82.35%	14	82.35%
	Over Votes:	0	0.00%	0	0.00%	0	0.00%	0	0.00%
	Under Votes:	0	0.00%	0	0.00%	3	17.65%	3	17.65%
PRESIDENT of the UNITED STATES, Vote For 1									
	Martin J. O'MALLEY	0	0.00%	0	0.00%	2	2.41%	2	2.41%
	Bernard "Bernie" SANDERS	0	0.00%	0	0.00%	26	31.33%	26	31.33%
	Hillary CLINTON	0	0.00%	0	0.00%	51	61.45%	51	61.45%
	Roque Rocky DE LA FUENTE	0	0.00%	0	0.00%	1	1.20%	1	1.20%
	"UNCOMMITTED"	0	0.00%	0	0.00%	3	3.61%	3	3.61%
	Cast Votes:	0	0.00%	0	0.00%	83	100.00%	83	100.00%
	Over Votes:	0	0.00%	0	0.00%	0	0.00%	0	0.00%
	Under Votes:	0	0.00%	0	0.00%	0	0.00%	0	0.00%
UNITED STATES SENATOR, Vote For 1									
	Jim GRAY	0	0.00%	0	0.00%	51	65.38%	51	65.38%
	Rory HOULIHAN	0	0.00%	0	0.00%	3	3.85%	3	3.85%
	Jeff KENDER	0	0.00%	0	0.00%	4	5.13%	4	5.13%
	Ron LEACH	0	0.00%	0	0.00%	6	7.69%	6	7.69%
	Tom RECKTENWALD	0	0.00%	0	0.00%	1	1.28%	1	1.28%
	Grant T. SHORT	0	0.00%	0	0.00%	2	2.56%	2	2.56%
	Selius WILDER	0	0.00%	0	0.00%	11	14.10%	11	14.10%
	Cast Votes:	0	0.00%	0	0.00%	78	93.98%	78	93.98%
	Over Votes:	0	0.00%	0	0.00%	0	0.00%	0	0.00%
	Under Votes:	0	0.00%	0	0.00%	5	6.02%	5	6.02%

Precinct Report — Unofficial

PRESIDENTIAL PREFERENCE AND REGULAR PRIMARY — OFFICIAL BALLOT FOR MARION COUNTY — May 17, 2016

06/23/2016 10:54 AM

Total Number of Voters : 2,633 of 0 = 0.00%

Precincts Reporting 18 of 18 = 100.00%

Party	Candidate	Absentee		Early		Election		Total	
Precinct D104 (Ballots Cast: 100)									
UNITED STATES REPRESENTATIVE In CONGRESS 1st Congressional District, Vote For 1									
	Tom OSBORNE	0	0.00%	0	0.00%	7	12.50%	7	12.50%
	Samuel L. GASKINS	0	0.00%	0	0.00%	49	87.50%	49	87.50%
	Cast Votes:	0	0.00%	0	0.00%	56	67.47%	56	67.47%
	Over Votes:	0	0.00%	0	0.00%	0	0.00%	0	0.00%
	Under Votes:	0	0.00%	0	0.00%	27	32.53%	27	32.53%

Precinct Report — Unofficial

PRESIDENTIAL PREFERENCE AND REGULAR PRIMARY — OFFICIAL BALLOT FOR MARION COUNTY — May 17, 2016

06/23/2016 10:54 AM

Total Number of Voters : 2,633 of 0 = 0.00%

Precincts Reporting 18 of 18 = 100.00%

Party	Candidate	Absentee		Early		Election		Total	
Precinct E101 (Ballots Cast: 121)									
UNITED STATES SENATOR, Vote For 1									
	James R. GOULD	0	0.00%	0	0.00%	0	0.00%	0	0.00%
	Rand PAUL	0	0.00%	0	0.00%	11	91.67%	11	91.67%
	Stephen Howard SLAUGHTER	0	0.00%	0	0.00%	1	8.33%	1	8.33%
	Cast Votes:	0	0.00%	0	0.00%	12	100.00%	12	100.00%
	Over Votes:	0	0.00%	0	0.00%	0	0.00%	0	0.00%
	Under Votes:	0	0.00%	0	0.00%	0	0.00%	0	0.00%
UNITED STATES REPRESENTATIVE in CONGRESS 1st Congressional District, Vote For 1									
	Mike PAPE	0	0.00%	0	0.00%	1	8.33%	1	8.33%
	Miles A. CAUGHEY JR.	0	0.00%	0	0.00%	0	0.00%	0	0.00%
	Jason BATTS	0	0.00%	0	0.00%	1	8.33%	1	8.33%
	James R. COMER	0	0.00%	0	0.00%	10	83.33%	10	83.33%
	Cast Votes:	0	0.00%	0	0.00%	12	100.00%	12	100.00%
	Over Votes:	0	0.00%	0	0.00%	0	0.00%	0	0.00%
	Under Votes:	0	0.00%	0	0.00%	0	0.00%	0	0.00%
STATE REPRESENTATIVE 24th Representative District, Vote For 1									
	William Brandon REED	0	0.00%	0	0.00%	7	58.33%	7	58.33%
	Richard TREITZ	0	0.00%	0	0.00%	5	41.67%	5	41.67%
	Cast Votes:	0	0.00%	0	0.00%	12	100.00%	12	100.00%
	Over Votes:	0	0.00%	0	0.00%	0	0.00%	0	0.00%
	Under Votes:	0	0.00%	0	0.00%	0	0.00%	0	0.00%
PRESIDENT of the UNITED STATES, Vote For 1									
	Martin J. O'MALLEY	0	0.00%	0	0.00%	4	3.74%	4	3.74%
	Bernard "Bernie" SANDERS	0	0.00%	0	0.00%	39	36.45%	39	36.45%
	Hillary CLINTON	0	0.00%	0	0.00%	52	48.60%	52	48.60%
	Roque Rocky DE LA FUENTE	0	0.00%	0	0.00%	0	0.00%	0	0.00%
	"UNCOMMITTED"	0	0.00%	0	0.00%	12	11.21%	12	11.21%
	Cast Votes:	0	0.00%	0	0.00%	107	98.17%	107	98.17%
	Over Votes:	0	0.00%	0	0.00%	0	0.00%	0	0.00%
	Under Votes:	0	0.00%	0	0.00%	2	1.83%	2	1.83%
UNITED STATES SENATOR, Vote For 1									
	Jim GRAY	0	0.00%	0	0.00%	70	73.68%	70	73.68%
	Rory HOULIHAN	0	0.00%	0	0.00%	4	4.21%	4	4.21%
	Jeff KENDER	0	0.00%	0	0.00%	4	4.21%	4	4.21%
	Ron LEACH	0	0.00%	0	0.00%	10	10.53%	10	10.53%
	Tom RECKTENWALD	0	0.00%	0	0.00%	2	2.11%	2	2.11%
	Grant T. SHORT	0	0.00%	0	0.00%	2	2.11%	2	2.11%
	Sellus WILDER	0	0.00%	0	0.00%	3	3.16%	3	3.16%
	Cast Votes:	0	0.00%	0	0.00%	95	87.16%	95	87.16%
	Over Votes:	0	0.00%	0	0.00%	0	0.00%	0	0.00%
	Under Votes:	0	0.00%	0	0.00%	14	12.84%	14	12.84%

Precinct Report — Unofficial

PRESIDENTIAL PREFERENCE AND REGULAR PRIMARY — OFFICIAL BALLOT FOR MARION COUNTY — May 17, 2016

06/23/2016 10:54 AM

Total Number of Voters : 2,633 of 0 = 0.00%

Precincts Reporting 18 of 18 = 100.00%

Party	Candidate	Absentee		Early		Election		Total	
Precinct E101 (Ballots Cast: 121)									
UNITED STATES REPRESENTATIVE In CONGRESS 1st Congressional District, Vote For 1									
	Tom OSBORNE	0	0.00%	0	0.00%	34	43.04%	34	43.04%
	Samuel L. GASKINS	0	0.00%	0	0.00%	45	56.96%	45	56.96%
	Cast Votes:	0	0.00%	0	0.00%	79	72.48%	79	72.48%
	Over Votes:	0	0.00%	0	0.00%	0	0.00%	0	0.00%
	Under Votes:	0	0.00%	0	0.00%	30	27.52%	30	27.52%

Party	Candidate	Absentee		Early		Election		Total	
Precinct E102 (Ballots Cast: 197)									
UNITED STATES SENATOR, Vote For 1									
	James R. GOULD	0	0.00%	0	0.00%	1	7.14%	1	7.14%
	Rand PAUL	0	0.00%	0	0.00%	13	92.86%	13	92.86%
	Stephen Howard SLAUGHTER	0	0.00%	0	0.00%	0	0.00%	0	0.00%
	Cast Votes:	0	0.00%	0	0.00%	14	100.00%	14	100.00%
	Over Votes:	0	0.00%	0	0.00%	0	0.00%	0	0.00%
	Under Votes:	0	0.00%	0	0.00%	0	0.00%	0	0.00%
UNITED STATES REPRESENTATIVE In CONGRESS 1st Congressional District, Vote For 1									
	Mike PAPE	0	0.00%	0	0.00%	2	14.29%	2	14.29%
	Miles A. CAUGHEY JR.	0	0.00%	0	0.00%	0	0.00%	0	0.00%
	Jason BATTS	0	0.00%	0	0.00%	4	28.57%	4	28.57%
	James R. COMER	0	0.00%	0	0.00%	8	57.14%	8	57.14%
	Cast Votes:	0	0.00%	0	0.00%	14	100.00%	14	100.00%
	Over Votes:	0	0.00%	0	0.00%	0	0.00%	0	0.00%
	Under Votes:	0	0.00%	0	0.00%	0	0.00%	0	0.00%
STATE REPRESENTATIVE 24th Representative District, Vote For 1									
	William Brandon REED	0	0.00%	0	0.00%	8	57.14%	8	57.14%
	Richard TREITZ	0	0.00%	0	0.00%	6	42.86%	6	42.86%
	Cast Votes:	0	0.00%	0	0.00%	14	100.00%	14	100.00%
	Over Votes:	0	0.00%	0	0.00%	0	0.00%	0	0.00%
	Under Votes:	0	0.00%	0	0.00%	0	0.00%	0	0.00%
PRESIDENT of the UNITED STATES, Vote For 1									
	Martin J. O'MALLEY	0	0.00%	0	0.00%	2	1.10%	2	1.10%
	Bernard "Bernie" SANDERS	0	0.00%	0	0.00%	83	45.60%	83	45.60%
	Hillary CLINTON	0	0.00%	0	0.00%	81	44.51%	81	44.51%
	Roque Rocky DE LA FUENTE	0	0.00%	0	0.00%	1	0.55%	1	0.55%
	"UNCOMMITTED"	0	0.00%	0	0.00%	15	8.24%	15	8.24%
	Cast Votes:	0	0.00%	0	0.00%	182	99.45%	182	99.45%
	Over Votes:	0	0.00%	0	0.00%	0	0.00%	0	0.00%
	Under Votes:	0	0.00%	0	0.00%	1	0.55%	1	0.55%
UNITED STATES SENATOR, Vote For 1									
	Jim GRAY	0	0.00%	0	0.00%	107	67.72%	107	67.72%
	Rory HOULIHAN	0	0.00%	0	0.00%	8	5.06%	8	5.06%
	Jeff KENDER	0	0.00%	0	0.00%	5	3.16%	5	3.16%
	Ron LEACH	0	0.00%	0	0.00%	15	9.49%	15	9.49%
	Tom RECKTENWALD	0	0.00%	0	0.00%	5	3.16%	5	3.16%
	Grant T. SHORT	0	0.00%	0	0.00%	5	3.16%	5	3.16%
	Selius WILDER	0	0.00%	0	0.00%	13	8.23%	13	8.23%
	Cast Votes:	0	0.00%	0	0.00%	158	86.34%	158	86.34%
	Over Votes:	0	0.00%	0	0.00%	0	0.00%	0	0.00%
	Under Votes:	0	0.00%	0	0.00%	25	13.66%	25	13.66%

Precinct Report — Unofficial

PRESIDENTIAL PREFERENCE AND REGULAR PRIMARY — OFFICIAL BALLOT FOR MARION COUNTY — May 17, 2016

06/23/2016 10:54 AM

Total Number of Voters : 2,633 of 0 = 0.00%

Precincts Reporting 18 of 18 = 100.00%

Party	Candidate	Absentee		Early		Election		Total	
Precinct E102 (Ballots Cast: 197)									
UNITED STATES REPRESENTATIVE in CONGRESS 1st Congressional District, Vote For 1									
	Tom OSBORNE	0	0.00%	0	0.00%	58	45.67%	58	45.67%
	Samuel L. GASKINS	0	0.00%	0	0.00%	69	54.33%	69	54.33%
	Cast Votes:	0	0.00%	0	0.00%	127	69.40%	127	69.40%
	Over Votes:	0	0.00%	0	0.00%	0	0.00%	0	0.00%
	Under Votes:	0	0.00%	0	0.00%	56	30.60%	56	30.60%

Precinct Report — Unofficial

PRESIDENTIAL PREFERENCE AND REGULAR PRIMARY — OFFICIAL BALLOT FOR MARION COUNTY — May 17, 2016

06/23/2016 10:54 AM

Total Number of Voters : 2,633 of 0 = 0.00%

Precincts Reporting 18 of 18 = 100.00%

Party	Candidate	Absentee		Early		Election		Total	
Precinct E103 (Ballots Cast: 245)									
UNITED STATES SENATOR, Vote For 1									
	James R. GOULD	0	0.00%	0	0.00%	4	23.53%	4	23.53%
	Rand PAUL	0	0.00%	0	0.00%	13	76.47%	13	76.47%
	Stephen Howard SLAUGHTER	0	0.00%	0	0.00%	0	0.00%	0	0.00%
	Cast Votes:	0	0.00%	0	0.00%	17	85.00%	17	85.00%
	Over Votes:	0	0.00%	0	0.00%	0	0.00%	0	0.00%
	Under Votes:	0	0.00%	0	0.00%	3	15.00%	3	15.00%
UNITED STATES REPRESENTATIVE in CONGRESS 1st Congressional District, Vote For 1									
	Mike PAPE	0	0.00%	0	0.00%	3	17.65%	3	17.65%
	Miles A. CAUGHEY JR.	0	0.00%	0	0.00%	1	5.88%	1	5.88%
	Jason BATTS	0	0.00%	0	0.00%	2	11.76%	2	11.76%
	James R. COMER	0	0.00%	0	0.00%	11	64.71%	11	64.71%
	Cast Votes:	0	0.00%	0	0.00%	17	85.00%	17	85.00%
	Over Votes:	0	0.00%	0	0.00%	0	0.00%	0	0.00%
	Under Votes:	0	0.00%	0	0.00%	3	15.00%	3	15.00%
STATE REPRESENTATIVE 24th Representative District, Vote For 1									
	William Brandon REED	0	0.00%	0	0.00%	12	66.67%	12	66.67%
	Richard TREITZ	0	0.00%	0	0.00%	6	33.33%	6	33.33%
	Cast Votes:	0	0.00%	0	0.00%	18	90.00%	18	90.00%
	Over Votes:	0	0.00%	0	0.00%	0	0.00%	0	0.00%
	Under Votes:	0	0.00%	0	0.00%	2	10.00%	2	10.00%
PRESIDENT of the UNITED STATES, Vote For 1									
	Martin J. O'MALLEY	0	0.00%	0	0.00%	0	0.00%	0	0.00%
	Bernard "Bernie" SANDERS	0	0.00%	0	0.00%	110	48.89%	110	48.89%
	Hillary CLINTON	0	0.00%	0	0.00%	106	47.11%	106	47.11%
	Roque Rocky DE LA FUENTE	0	0.00%	0	0.00%	1	0.44%	1	0.44%
	"UNCOMMITTED"	0	0.00%	0	0.00%	8	3.56%	8	3.56%
	Cast Votes:	0	0.00%	0	0.00%	225	100.00%	225	100.00%
	Over Votes:	0	0.00%	0	0.00%	0	0.00%	0	0.00%
	Under Votes:	0	0.00%	0	0.00%	0	0.00%	0	0.00%
UNITED STATES SENATOR, Vote For 1									
	Jim GRAY	0	0.00%	0	0.00%	126	70.39%	126	70.39%
	Rory HOULIHAN	0	0.00%	0	0.00%	7	3.91%	7	3.91%
	Jeff KENDER	0	0.00%	0	0.00%	4	2.23%	4	2.23%
	Ron LEACH	0	0.00%	0	0.00%	17	9.50%	17	9.50%
	Tom RECKTENWALD	0	0.00%	0	0.00%	4	2.23%	4	2.23%
	Grant T. SHORT	0	0.00%	0	0.00%	4	2.23%	4	2.23%
	Sellus WILDER	0	0.00%	0	0.00%	17	9.50%	17	9.50%
	Cast Votes:	0	0.00%	0	0.00%	179	79.56%	179	79.56%
	Over Votes:	0	0.00%	0	0.00%	0	0.00%	0	0.00%
	Under Votes:	0	0.00%	0	0.00%	46	20.44%	46	20.44%

Precinct Report — Unofficial

PRESIDENTIAL PREFERENCE AND REGULAR PRIMARY — OFFICIAL BALLOT FOR MARION COUNTY — May 17, 2016

06/23/2016 10:54 AM

Total Number of Voters : 2,633 of 0 = 0.00%

Precincts Reporting 18 of 18 = 100.00%

Party	Candidate	Absentee		Early		Election		Total	
Precinct E103 (Ballots Cast: 245)									
UNITED STATES REPRESENTATIVE In CONGRESS 1st Congressional District, Vote For 1									
	Tom OSBORNE	0	0.00%	0	0.00%	119	71.26%	119	71.26%
	Samuel L. GASKINS	0	0.00%	0	0.00%	48	28.74%	48	28.74%
	Cast Votes:	0	0.00%	0	0.00%	167	74.22%	167	74.22%
	Over Votes:	0	0.00%	0	0.00%	0	0.00%	0	0.00%
	Under Votes:	0	0.00%	0	0.00%	58	25.78%	58	25.78%

Total Number of Voters : 2,633 of 0 = 0.00%

Precincts Reporting 18 of 18 = 100.00%

Party	Candidate	Absentee		Early		Election		Total	
Precinct H101 (Ballots Cast: 203)									
UNITED STATES SENATOR, Vote For 1									
	James R. GOULD	0	0.00%	0	0.00%	1	7.14%	1	7.14%
	Rand PAUL	0	0.00%	0	0.00%	11	78.57%	11	78.57%
	Stephan Howard SLAUGHTER	0	0.00%	0	0.00%	2	14.29%	2	14.29%
	Cast Votes:	0	0.00%	0	0.00%	14	100.00%	14	100.00%
	Over Votes:	0	0.00%	0	0.00%	0	0.00%	0	0.00%
	Under Votes:	0	0.00%	0	0.00%	0	0.00%	0	0.00%
UNITED STATES REPRESENTATIVE in CONGRESS 1st Congressional District, Vote For 1									
	Mike PAPE	0	0.00%	0	0.00%	1	7.14%	1	7.14%
	Miles A. CAUGHEY JR.	0	0.00%	0	0.00%	1	7.14%	1	7.14%
	Jason BATTS	0	0.00%	0	0.00%	4	28.57%	4	28.57%
	James R. COMER	0	0.00%	0	0.00%	8	57.14%	8	57.14%
	Cast Votes:	0	0.00%	0	0.00%	14	100.00%	14	100.00%
	Over Votes:	0	0.00%	0	0.00%	0	0.00%	0	0.00%
	Under Votes:	0	0.00%	0	0.00%	0	0.00%	0	0.00%
STATE REPRESENTATIVE 24th Representative District, Vote For 1									
	William Brandon REED	0	0.00%	0	0.00%	11	78.57%	11	78.57%
	Richard TREITZ	0	0.00%	0	0.00%	3	21.43%	3	21.43%
	Cast Votes:	0	0.00%	0	0.00%	14	100.00%	14	100.00%
	Over Votes:	0	0.00%	0	0.00%	0	0.00%	0	0.00%
	Under Votes:	0	0.00%	0	0.00%	0	0.00%	0	0.00%
PRESIDENT of the UNITED STATES, Vote For 1									
	Martin J. O'MALLEY	0	0.00%	0	0.00%	2	1.09%	2	1.09%
	Bernard "Bernie" SANDERS	0	0.00%	0	0.00%	78	42.39%	78	42.39%
	Hillary CLINTON	0	0.00%	0	0.00%	96	52.17%	96	52.17%
	Roque Rocky DE LA FUENTE	0	0.00%	0	0.00%	1	0.54%	1	0.54%
	"UNCOMMITTED"	0	0.00%	0	0.00%	7	3.80%	7	3.80%
	Cast Votes:	0	0.00%	0	0.00%	184	97.35%	184	97.35%
	Over Votes:	0	0.00%	0	0.00%	0	0.00%	0	0.00%
	Under Votes:	0	0.00%	0	0.00%	5	2.65%	5	2.65%
UNITED STATES SENATOR, Vote For 1									
	Jim GRAY	0	0.00%	0	0.00%	99	63.87%	99	63.87%
	Rory HOULIHAN	0	0.00%	0	0.00%	10	6.45%	10	6.45%
	Jeff KENDER	0	0.00%	0	0.00%	11	7.10%	11	7.10%
	Ron LEACH	0	0.00%	0	0.00%	12	7.74%	12	7.74%
	Tom RECKTENWALD	0	0.00%	0	0.00%	6	3.87%	6	3.87%
	Grant T. SHORT	0	0.00%	0	0.00%	3	1.94%	3	1.94%
	Sellus WILDER	0	0.00%	0	0.00%	14	9.03%	14	9.03%
	Cast Votes:	0	0.00%	0	0.00%	155	82.01%	155	82.01%
	Over Votes:	0	0.00%	0	0.00%	0	0.00%	0	0.00%
	Under Votes:	0	0.00%	0	0.00%	34	17.99%	34	17.99%

Precinct Report — Unofficial

PRESIDENTIAL PREFERENCE AND REGULAR PRIMARY — OFFICIAL BALLOT FOR MARION COUNTY — May 17, 2016

06/23/2016 10:54 AM

Total Number of Voters : 2,633 of 0 = 0.00%

Precincts Reporting 18 of 18 = 100.00%

Party	Candidate	Absentee		Early		Election		Total	
Precinct H101 (Ballots Cast: 203)									
UNITED STATES REPRESENTATIVE in CONGRESS 1st Congressional District, Vote For 1									
	Tom OSBORNE	0	0.00%	0	0.00%	12	12.90%	12	12.90%
	Samuel L. GASKINS	0	0.00%	0	0.00%	81	87.10%	81	87.10%
	Cast Votes:	0	0.00%	0	0.00%	93	49.21%	93	49.21%
	Over Votes:	0	0.00%	0	0.00%	0	0.00%	0	0.00%
	Under Votes:	0	0.00%	0	0.00%	96	50.79%	96	50.79%

Precinct Report — Unofficial

PRESIDENTIAL PREFERENCE AND REGULAR PRIMARY — OFFICIAL BALLOT FOR MARION COUNTY — May 17, 2016

06/23/2016 10:54 AM

Total Number of Voters : 2,633 of 0 = 0.00%

Precincts Reporting 18 of 18 = 100.00%

Party	Candidate	Absentee		Early		Election		Total	
Precinct H102 (Ballots Cast: 117)									
UNITED STATES SENATOR, Vote For 1									
	James R. GOULD	0	0.00%	0	0.00%	0	0.00%	0	0.00%
	Rand PAUL	0	0.00%	0	0.00%	6	100.00%	6	100.00%
	Stephen Howard SLAUGHTER	0	0.00%	0	0.00%	0	0.00%	0	0.00%
	Cast Votes:	0	0.00%	0	0.00%	6	100.00%	6	100.00%
	Over Votes:	0	0.00%	0	0.00%	0	0.00%	0	0.00%
	Under Votes:	0	0.00%	0	0.00%	0	0.00%	0	0.00%
UNITED STATES REPRESENTATIVE in CONGRESS 1st Congressional District, Vote For 1									
	Mike PAPE	0	0.00%	0	0.00%	0	0.00%	0	0.00%
	Miles A. CAUGHEY JR.	0	0.00%	0	0.00%	0	0.00%	0	0.00%
	Jason BATTS	0	0.00%	0	0.00%	1	20.00%	1	20.00%
	James R. COMER	0	0.00%	0	0.00%	4	80.00%	4	80.00%
	Cast Votes:	0	0.00%	0	0.00%	5	83.33%	5	83.33%
	Over Votes:	0	0.00%	0	0.00%	0	0.00%	0	0.00%
	Under Votes:	0	0.00%	0	0.00%	1	16.67%	1	16.67%
STATE REPRESENTATIVE 24th Representative District, Vote For 1									
	William Brandon REED	0	0.00%	0	0.00%	1	20.00%	1	20.00%
	Richard TREITZ	0	0.00%	0	0.00%	4	80.00%	4	80.00%
	Cast Votes:	0	0.00%	0	0.00%	5	83.33%	5	83.33%
	Over Votes:	0	0.00%	0	0.00%	0	0.00%	0	0.00%
	Under Votes:	0	0.00%	0	0.00%	1	16.67%	1	16.67%
PRESIDENT of the UNITED STATES, Vote For 1									
	Martin J. O'MALLEY	0	0.00%	0	0.00%	3	2.75%	3	2.75%
	Bernard "Bernie" SANDERS	0	0.00%	0	0.00%	51	46.79%	51	46.79%
	Hillary CLINTON	0	0.00%	0	0.00%	49	44.95%	49	44.95%
	Roque Rocky DE LA FUENTE	0	0.00%	0	0.00%	1	0.92%	1	0.92%
	"UNCOMMITTED"	0	0.00%	0	0.00%	5	4.59%	5	4.59%
	Cast Votes:	0	0.00%	0	0.00%	109	98.20%	109	98.20%
	Over Votes:	0	0.00%	0	0.00%	0	0.00%	0	0.00%
	Under Votes:	0	0.00%	0	0.00%	2	1.80%	2	1.80%
UNITED STATES SENATOR, Vote For 1									
	Jim GRAY	0	0.00%	0	0.00%	71	73.96%	71	73.96%
	Rory HOULIHAN	0	0.00%	0	0.00%	2	2.08%	2	2.08%
	Jeff KENDER	0	0.00%	0	0.00%	5	5.21%	5	5.21%
	Ron LEACH	0	0.00%	0	0.00%	10	10.42%	10	10.42%
	Tom RECKTENWALD	0	0.00%	0	0.00%	0	0.00%	0	0.00%
	Grant T. SHORT	0	0.00%	0	0.00%	0	0.00%	0	0.00%
	Sellus WILDER	0	0.00%	0	0.00%	8	8.33%	8	8.33%
	Cast Votes:	0	0.00%	0	0.00%	96	86.49%	96	86.49%
	Over Votes:	0	0.00%	0	0.00%	0	0.00%	0	0.00%
	Under Votes:	0	0.00%	0	0.00%	15	13.51%	15	13.51%

Precinct Report — Unofficial

PRESIDENTIAL PREFERENCE AND REGULAR PRIMARY — OFFICIAL BALLOT FOR MARION COUNTY — May 17, 2016

06/23/2016 10:54 AM

Total Number of Voters : 2,633 of 0 = 0.00%

Precincts Reporting 18 of 18 = 100.00%

Party	Candidate	Absentee		Early		Election		Total	
Precinct H102 (Ballots Cast: 117)									
UNITED STATES REPRESENTATIVE in CONGRESS 1st Congressional District, Vote For 1									
	Tom OSBORNE	0	0.00%	0	0.00%	68	79.07%	68	79.07%
	Samuel L. GASKINS	0	0.00%	0	0.00%	18	20.93%	18	20.93%
	Cast Votes:	0	0.00%	0	0.00%	86	77.48%	86	77.48%
	Over Votes:	0	0.00%	0	0.00%	0	0.00%	0	0.00%
	Under Votes:	0	0.00%	0	0.00%	25	22.52%	25	22.52%

Precinct Report — Unofficial

PRESIDENTIAL PREFERENCE AND REGULAR PRIMARY — OFFICIAL BALLOT FOR MARION COUNTY — May 17, 2016

06/23/2016 10:54 AM

Total Number of Voters : 2,633 of 0 = 0.00%

Precincts Reporting 18 of 18 = 100.00%

Party	Candidate	Absentee		Early		Election		Total	
Precinct H103 (Ballots Cast: 101)									
UNITED STATES SENATOR, Vote For 1									
	James R. GOULD	0	0.00%	0	0.00%	1	9.09%	1	9.09%
	Rand PAUL	0	0.00%	0	0.00%	9	81.82%	9	81.82%
	Stephen Howard SLAUGHTER	0	0.00%	0	0.00%	1	9.09%	1	9.09%
	Cast Votes:	0	0.00%	0	0.00%	11	100.00%	11	100.00%
	Over Votes:	0	0.00%	0	0.00%	0	0.00%	0	0.00%
	Under Votes:	0	0.00%	0	0.00%	0	0.00%	0	0.00%
UNITED STATES REPRESENTATIVE in CONGRESS 1st Congressional District, Vote For 1									
	Mike PAPE	0	0.00%	0	0.00%	1	11.11%	1	11.11%
	Miles A. CAUGHEY JR.	0	0.00%	0	0.00%	2	22.22%	2	22.22%
	Jason BATTS	0	0.00%	0	0.00%	1	11.11%	1	11.11%
	James R. COMER	0	0.00%	0	0.00%	5	55.56%	5	55.56%
	Cast Votes:	0	0.00%	0	0.00%	9	81.82%	9	81.82%
	Over Votes:	0	0.00%	0	0.00%	0	0.00%	0	0.00%
	Under Votes:	0	0.00%	0	0.00%	2	18.18%	2	18.18%
STATE REPRESENTATIVE 24th Representative District, Vote For 1									
	William Brandon REED	0	0.00%	0	0.00%	5	62.50%	5	62.50%
	Richard TREITZ	0	0.00%	0	0.00%	3	37.50%	3	37.50%
	Cast Votes:	0	0.00%	0	0.00%	8	72.73%	8	72.73%
	Over Votes:	0	0.00%	0	0.00%	0	0.00%	0	0.00%
	Under Votes:	0	0.00%	0	0.00%	3	27.27%	3	27.27%
PRESIDENT of the UNITED STATES, Vote For 1									
	Martin J. O'MALLEY	0	0.00%	0	0.00%	3	3.33%	3	3.33%
	Bernard "Bernie" SANDERS	0	0.00%	0	0.00%	26	28.89%	26	28.89%
	Hillary CLINTON	0	0.00%	0	0.00%	54	60.00%	54	60.00%
	Roque Rocky DE LA FUENTE	0	0.00%	0	0.00%	0	0.00%	0	0.00%
	"UNCOMMITTED"	0	0.00%	0	0.00%	7	7.78%	7	7.78%
	Cast Votes:	0	0.00%	0	0.00%	90	100.00%	90	100.00%
	Over Votes:	0	0.00%	0	0.00%	0	0.00%	0	0.00%
	Under Votes:	0	0.00%	0	0.00%	0	0.00%	0	0.00%
UNITED STATES SENATOR, Vote For 1									
	Jim GRAY	0	0.00%	0	0.00%	60	75.95%	60	75.95%
	Rory HOULIHAN	0	0.00%	0	0.00%	4	5.06%	4	5.06%
	Jeff KENDER	0	0.00%	0	0.00%	3	3.80%	3	3.80%
	Ron LEACH	0	0.00%	0	0.00%	2	2.53%	2	2.53%
	Tom RECKTENWALD	0	0.00%	0	0.00%	4	5.06%	4	5.06%
	Grant T. SHORT	0	0.00%	0	0.00%	2	2.53%	2	2.53%
	Sellus WILDER	0	0.00%	0	0.00%	4	5.06%	4	5.06%
	Cast Votes:	0	0.00%	0	0.00%	79	87.78%	79	87.78%
	Over Votes:	0	0.00%	0	0.00%	0	0.00%	0	0.00%
	Under Votes:	0	0.00%	0	0.00%	11	12.22%	11	12.22%

Precinct Report — Unofficial

PRESIDENTIAL PREFERENCE AND REGULAR PRIMARY — OFFICIAL BALLOT FOR MARION COUNTY — May 17, 2016

06/23/2016 10:54 AM

Total Number of Voters : 2,633 of 0 = 0.00%

Precincts Reporting 18 of 18 = 100.00%

Party	Candidate	Absentee		Early		Election		Total	
Precinct H103 (Ballots Cast: 101)									
UNITED STATES REPRESENTATIVE in CONGRESS 1st Congressional District, Vote For 1									
	Tom OSBORNE	0	0.00%	0	0.00%	48	73.85%	48	73.85%
	Samuel L. GASKINS	0	0.00%	0	0.00%	17	26.15%	17	26.15%
	Cast Votes:	0	0.00%	0	0.00%	65	72.22%	65	72.22%
	Over Votes:	0	0.00%	0	0.00%	0	0.00%	0	0.00%
	Under Votes:	0	0.00%	0	0.00%	25	27.78%	25	27.78%

Precinct Report — Unofficial

PRESIDENTIAL PREFERENCE AND REGULAR PRIMARY — OFFICIAL BALLOT FOR MARION COUNTY — May 17, 2016

06/23/2016 10:54 AM

Total Number of Voters : 2,633 of 0 = 0.00%

Precincts Reporting 18 of 18 = 100.00%

Party	Candidate	Absentee		Early		Election		Total	
Precinct H104 (Ballots Cast: 93)									
UNITED STATES SENATOR, Vote For 1									
	James R. GOULD	0	0.00%	0	0.00%	0	0.00%	0	0.00%
	Rand PAUL	0	0.00%	0	0.00%	6	100.00%	6	100.00%
	Stephen Howard SLAUGHTER	0	0.00%	0	0.00%	0	0.00%	0	0.00%
	Cast Votes:	0	0.00%	0	0.00%	6	100.00%	6	100.00%
	Over Votes:	0	0.00%	0	0.00%	0	0.00%	0	0.00%
	Under Votes:	0	0.00%	0	0.00%	0	0.00%	0	0.00%
UNITED STATES REPRESENTATIVE in CONGRESS 1st Congressional District, Vote For 1									
	Mike PAPE	0	0.00%	0	0.00%	0	0.00%	0	0.00%
	Miles A. CAUGHEY JR.	0	0.00%	0	0.00%	1	16.67%	1	16.67%
	Jason BATTS	0	0.00%	0	0.00%	1	16.67%	1	16.67%
	James R. COMER	0	0.00%	0	0.00%	4	66.67%	4	66.67%
	Cast Votes:	0	0.00%	0	0.00%	6	100.00%	6	100.00%
	Over Votes:	0	0.00%	0	0.00%	0	0.00%	0	0.00%
	Under Votes:	0	0.00%	0	0.00%	0	0.00%	0	0.00%
STATE REPRESENTATIVE 24th Representative District, Vote For 1									
	William Brandon REED	0	0.00%	0	0.00%	2	33.33%	2	33.33%
	Richard TREITZ	0	0.00%	0	0.00%	4	66.67%	4	66.67%
	Cast Votes:	0	0.00%	0	0.00%	6	100.00%	6	100.00%
	Over Votes:	0	0.00%	0	0.00%	0	0.00%	0	0.00%
	Under Votes:	0	0.00%	0	0.00%	0	0.00%	0	0.00%
PRESIDENT of the UNITED STATES, Vote For 1									
	Martin J. O'MALLEY	0	0.00%	0	0.00%	1	1.16%	1	1.16%
	Bernard "Bernie" SANDERS	0	0.00%	0	0.00%	30	34.88%	30	34.88%
	Hillary CLINTON	0	0.00%	0	0.00%	51	59.30%	51	59.30%
	Roque Rocky DE LA FUENTE	0	0.00%	0	0.00%	0	0.00%	0	0.00%
	"UNCOMMITTED"	0	0.00%	0	0.00%	4	4.65%	4	4.65%
	Cast Votes:	0	0.00%	0	0.00%	86	98.85%	86	98.85%
	Over Votes:	0	0.00%	0	0.00%	0	0.00%	0	0.00%
	Under Votes:	0	0.00%	0	0.00%	1	1.15%	1	1.15%
UNITED STATES SENATOR, Vote For 1									
	Jim GRAY	0	0.00%	0	0.00%	43	61.43%	43	61.43%
	Rory HOULIHAN	0	0.00%	0	0.00%	1	1.43%	1	1.43%
	Jeff KENDER	0	0.00%	0	0.00%	6	8.57%	6	8.57%
	Ron LEACH	0	0.00%	0	0.00%	4	5.71%	4	5.71%
	Tom RECKTENWALD	0	0.00%	0	0.00%	1	1.43%	1	1.43%
	Grant T. SHORT	0	0.00%	0	0.00%	9	12.86%	9	12.86%
	Sellus WILDER	0	0.00%	0	0.00%	6	8.57%	6	8.57%
	Cast Votes:	0	0.00%	0	0.00%	70	80.46%	70	80.46%
	Over Votes:	0	0.00%	0	0.00%	0	0.00%	0	0.00%
	Under Votes:	0	0.00%	0	0.00%	17	19.54%	17	19.54%

Precinct Report — Unofficial

PRESIDENTIAL PREFERENCE AND REGULAR PRIMARY — OFFICIAL BALLOT FOR MARION COUNTY — May 17, 2016

06/23/2016 10:54 AM

Total Number of Voters : 2,633 of 0 = 0.00%

Precincts Reporting 18 of 18 = 100.00%

Party	Candidate	Absentee		Early		Election		Total	
Precinct H104 (Ballots Cast: 93)									
UNITED STATES REPRESENTATIVE in CONGRESS 1st Congressional District, Vote For 1									
	Tom OSBORNE	0	0.00%	0	0.00%	48	70.59%	48	70.59%
	Samuel L. GASKINS	0	0.00%	0	0.00%	20	29.41%	20	29.41%
	Cast Votes:	0	0.00%	0	0.00%	68	78.16%	68	78.16%
	Over Votes:	0	0.00%	0	0.00%	0	0.00%	0	0.00%
	Under Votes:	0	0.00%	0	0.00%	19	21.84%	19	21.84%

Precinct Turnout — Total Voters — Unofficial

PRESIDENTIAL PREFERENCE AND REGULAR PRIMARY — OFFICIAL BALLOT FOR MARION COUNTY — May 17, 2016

06/23/2016 10:54 AM

Total Number of Voters : 2,633 of 0 = 0.00%

Precincts Reporting 18 of 18 = 100.00%

Precinct Name	Reg Voters	# Ballots	% Turn Out
AB	0	114	0.00%
A101	0	109	0.00%
A102	0	117	0.00%
A103	0	129	0.00%
A104	0	107	0.00%
C102	0	276	0.00%
C103	0	121	0.00%
C105	0	63	0.00%
D102	0	249	0.00%
D103	0	171	0.00%
D104	0	100	0.00%
E101	0	121	0.00%
E102	0	197	0.00%
E103	0	245	0.00%
H101	0	203	0.00%
H102	0	117	0.00%
H103	0	101	0.00%
H104	0	93	0.00%
Totals:	0	2,633	0.00%

Precinct Name	Reg Voters	# Ballots	% Turn Out

Cumulative Report — Unofficial

PRESIDENTIAL PREFERENCE AND REGULAR PRIMARY — OFFICIAL BALLOT FOR MARION COUNTY — May 17, 2016

05/17/2016 07:44 PM

Total Number of Voters : 2,633 of 0 = 0.00%

Precincts Reporting 18 of 18 = 100.00%

Party	Candidate	Absentee		Early		Election		Total	
UNITED STATES SENATOR, Vote For 1									
	James R. GOULD	0	0.00%	0	0.00%	20	6.97%	20	6.97%
	Rand PAUL	0	0.00%	0	0.00%	257	89.55%	257	89.55%
	Stephen Howard SLAUGHTER	0	0.00%	0	0.00%	10	3.48%	10	3.48%
	Cast Votes:	0	0.00%	0	0.00%	287	97.62%	287	97.62%
	Over Votes:	0	0.00%	0	0.00%	0	0.00%	0	0.00%
	Under Votes:	0	0.00%	0	0.00%	7	2.38%	7	2.38%
UNITED STATES REPRESENTATIVE in CONGRESS 1st Congressional District, Vote For 1									
	Mike PAPE	0	0.00%	0	0.00%	35	12.46%	35	12.46%
	Miles A. CAUGHEY JR.	0	0.00%	0	0.00%	15	5.34%	15	5.34%
	Jason BATTS	0	0.00%	0	0.00%	27	9.61%	27	9.61%
	James R. COMER	0	0.00%	0	0.00%	204	72.60%	204	72.60%
	Cast Votes:	0	0.00%	0	0.00%	281	95.58%	281	95.58%
	Over Votes:	0	0.00%	0	0.00%	0	0.00%	0	0.00%
	Under Votes:	0	0.00%	0	0.00%	13	4.42%	13	4.42%
STATE REPRESENTATIVE 24th Representative District, Vote For 1									
	William Brandon REED	0	0.00%	0	0.00%	144	54.14%	144	54.14%
	Richard TREITZ	0	0.00%	0	0.00%	122	45.86%	122	45.86%
	Cast Votes:	0	0.00%	0	0.00%	266	90.48%	266	90.48%
	Over Votes:	0	0.00%	0	0.00%	0	0.00%	0	0.00%
	Under Votes:	0	0.00%	0	0.00%	28	9.52%	28	9.52%
PRESIDENT of the UNITED STATES, Vote For 1									
	Martin J. O'MALLEY	0	0.00%	0	0.00%	30	1.30%	30	1.30%
	Bernard "Bernie" SANDERS	0	0.00%	0	0.00%	983	42.55%	983	42.55%
	Hillary CLINTON	0	0.00%	0	0.00%	1,162	50.30%	1,162	50.30%
	Roque Rocky DE LA FUENTE	0	0.00%	0	0.00%	9	0.39%	9	0.39%
	"UNCOMMITTED"	0	0.00%	0	0.00%	126	5.45%	126	5.45%
	Cast Votes:	0	0.00%	0	0.00%	2,310	98.80%	2,310	98.80%
	Over Votes:	0	0.00%	0	0.00%	0	0.00%	0	0.00%
	Under Votes:	0	0.00%	0	0.00%	28	1.20%	28	1.20%

Cumulative Report — Unofficial

PRESIDENTIAL PREFERENCE AND REGULAR PRIMARY — OFFICIAL BALLOT FOR MARION COUNTY — May 17, 2016

05/17/2016 07:44 PM

Total Number of Voters : 2,633 of 0 = 0.00%

Precincts Reporting 18 of 18 = 100.00%

Party	Candidate	Absentee		Early		Election		Total	
UNITED STATES SENATOR, Vote For 1									
	/ Jim GRAY	0	0.00%	0	0.00%	1,422	71.03%	1,422	71.03%
	/ Rory HOULIHAN	0	0.00%	0	0.00%	81	4.05%	81	4.05%
	/ Jeff KENDER	0	0.00%	0	0.00%	100	5.00%	100	5.00%
	/ Ron LEACH	0	0.00%	0	0.00%	143	7.14%	143	7.14%
	/ Tom RECKTENWALD	0	0.00%	0	0.00%	58	2.90%	58	2.90%
	/ Grant T. SHORT	0	0.00%	0	0.00%	53	2.65%	53	2.65%
	/ Sellus WILDER	0	0.00%	0	0.00%	145	7.24%	145	7.24%
	Cast Votes:	0	0.00%	0	0.00%	2,002	85.59%	2,002	85.59%
	Over Votes:	0	0.00%	0	0.00%	0	0.00%	0	0.00%
	Under Votes:	0	0.00%	0	0.00%	337	14.41%	337	14.41%
UNITED STATES REPRESENTATIVE in CONGRESS 1st Congressional District, Vote For 1									
	Tom OSBORNE	0	0.00%	0	0.00%	1,122	65.38%	1,122	65.38%
	Samuel L. GASKINS	0	0.00%	0	0.00%	594	34.62%	594	34.62%
	Cast Votes:	0	0.00%	0	0.00%	1,716	73.43%	1,716	73.43%
	Over Votes:	0	0.00%	0	0.00%	0	0.00%	0	0.00%
	Under Votes:	0	0.00%	0	0.00%	621	26.57%	621	26.57%

Precinct Report — Unofficial

PRESIDENTIAL PREFERENCE AND REGULAR PRIMARY — OFFICIAL BALLOT FOR MARION COUNTY — May 17, 2016

05/17/2016 07:44 PM

Total Number of Voters : 2,633 of 0 = 0.00%

Precincts Reporting 18 of 18 = 100.00%

Party	Candidate	Absentee		Early		Election		Total	
Precinct AB (Ballots Cast: 114)									
UNITED STATES SENATOR, Vote For 1									
	James R. GOULD	0	0.00%	0	0.00%	1	6.67%	1	6.67%
	Rand PAUL	0	0.00%	0	0.00%	13	86.67%	13	86.67%
	Stephen Howard SLAUGHTER	0	0.00%	0	0.00%	1	6.67%	1	6.67%
	Cast Votes:	0	0.00%	0	0.00%	15	100.00%	15	100.00%
	Over Votes:	0	0.00%	0	0.00%	0	0.00%	0	0.00%
	Under Votes:	0	0.00%	0	0.00%	0	0.00%	0	0.00%
UNITED STATES REPRESENTATIVE in CONGRESS 1st Congressional District, Vote For 1									
	Mike PAPE	0	0.00%	0	0.00%	1	6.67%	1	6.67%
	Miles A. CAUGHEY JR.	0	0.00%	0	0.00%	0	0.00%	0	0.00%
	Jason BATTS	0	0.00%	0	0.00%	1	6.67%	1	6.67%
	James R. COMER	0	0.00%	0	0.00%	13	86.67%	13	86.67%
	Cast Votes:	0	0.00%	0	0.00%	15	100.00%	15	100.00%
	Over Votes:	0	0.00%	0	0.00%	0	0.00%	0	0.00%
	Under Votes:	0	0.00%	0	0.00%	0	0.00%	0	0.00%
STATE REPRESENTATIVE 24th Representative District, Vote For 1									
	William Brandon REED	0	0.00%	0	0.00%	5	35.71%	5	35.71%
	Richard TREITZ	0	0.00%	0	0.00%	9	64.29%	9	64.29%
	Cast Votes:	0	0.00%	0	0.00%	14	93.33%	14	93.33%
	Over Votes:	0	0.00%	0	0.00%	0	0.00%	0	0.00%
	Under Votes:	0	0.00%	0	0.00%	1	6.67%	1	6.67%
PRESIDENT of the UNITED STATES, Vote For 1									
	Martin J. O'MALLEY	0	0.00%	0	0.00%	1	1.05%	1	1.05%
	Bernard "Bernie" SANDERS	0	0.00%	0	0.00%	26	27.37%	26	27.37%
	Hillary CLINTON	0	0.00%	0	0.00%	63	66.32%	63	66.32%
	Roque Rocky DE LA FUENTE	0	0.00%	0	0.00%	0	0.00%	0	0.00%
	"UNCOMMITTED"	0	0.00%	0	0.00%	5	5.26%	5	5.26%
	Cast Votes:	0	0.00%	0	0.00%	95	95.96%	95	95.96%
	Over Votes:	0	0.00%	0	0.00%	0	0.00%	0	0.00%
	Under Votes:	0	0.00%	0	0.00%	4	4.04%	4	4.04%
UNITED STATES SENATOR, Vote For 1									
	Jim GRAY	0	0.00%	0	0.00%	63	74.12%	63	74.12%
	Rory HOULIHAN	0	0.00%	0	0.00%	7	8.24%	7	8.24%
	Jeff KENDER	0	0.00%	0	0.00%	3	3.53%	3	3.53%
	Ron LEACH	0	0.00%	0	0.00%	2	2.35%	2	2.35%
	Tom RECKTENWALD	0	0.00%	0	0.00%	5	5.88%	5	5.88%
	Grant T. SHORT	0	0.00%	0	0.00%	3	3.53%	3	3.53%
	Sellus WILDER	0	0.00%	0	0.00%	2	2.35%	2	2.35%
	Cast Votes:	0	0.00%	0	0.00%	85	85.86%	85	85.86%
	Over Votes:	0	0.00%	0	0.00%	0	0.00%	0	0.00%
	Under Votes:	0	0.00%	0	0.00%	14	14.14%	14	14.14%

Precinct Report — Unofficial

PRESIDENTIAL PREFERENCE AND REGULAR PRIMARY — OFFICIAL BALLOT FOR MARION COUNTY — May 17, 2016

05/17/2016 07:44 PM

Total Number of Voters : 2,633 of 0 = 0.00%

Precincts Reporting 18 of 18 = 100.00%

Party	Candidate	Absentee		Early		Election		Total	
Precinct AB (Ballots Cast: 114)									
UNITED STATES REPRESENTATIVE in CONGRESS 1st Congressional District, Vote For 1									
	Tom OSBORNE	0	0.00%	0	0.00%	66	79.52%	66	79.52%
	Samuel L. GASKINS	0	0.00%	0	0.00%	17	20.48%	17	20.48%
	Cast Votes:	0	0.00%	0	0.00%	83	83.84%	83	83.84%
	Over Votes:	0	0.00%	0	0.00%	0	0.00%	0	0.00%
	Under Votes:	0	0.00%	0	0.00%	16	16.16%	16	16.16%

Precinct Report — Unofficial

PRESIDENTIAL PREFERENCE AND REGULAR PRIMARY — OFFICIAL BALLOT FOR MARION COUNTY — May 17, 2016

05/17/2016 07:44 PM

Total Number of Voters : 2,633 of 0 = 0.00%

Precincts Reporting 18 of 18 = 100.00%

Party	Candidate	Absentee		Early		Election		Total	
Precinct A101 (Ballots Cast: 109)									
UNITED STATES SENATOR, Vote For 1									
	James R. GOULD	0	0.00%	0	0.00%	0	0.00%	0	0.00%
	Rand PAUL	0	0.00%	0	0.00%	9	100.00%	9	100.00%
	Stephen Howard SLAUGHTER	0	0.00%	0	0.00%	0	0.00%	0	0.00%
	Cast Votes:	0	0.00%	0	0.00%	9	100.00%	9	100.00%
	Over Votes:	0	0.00%	0	0.00%	0	0.00%	0	0.00%
	Under Votes:	0	0.00%	0	0.00%	0	0.00%	0	0.00%
UNITED STATES REPRESENTATIVE in CONGRESS 1st Congressional District, Vote For 1									
	Mike PAPE	0	0.00%	0	0.00%	0	0.00%	0	0.00%
	Miles A. CAUGHEY JR.	0	0.00%	0	0.00%	1	11.11%	1	11.11%
	Jason BATTS	0	0.00%	0	0.00%	0	0.00%	0	0.00%
	James R. COMER	0	0.00%	0	0.00%	8	88.89%	8	88.89%
	Cast Votes:	0	0.00%	0	0.00%	9	100.00%	9	100.00%
	Over Votes:	0	0.00%	0	0.00%	0	0.00%	0	0.00%
	Under Votes:	0	0.00%	0	0.00%	0	0.00%	0	0.00%
STATE REPRESENTATIVE 24th Representative District, Vote For 1									
	William Brandon REED	0	0.00%	0	0.00%	3	33.33%	3	33.33%
	Richard TREITZ	0	0.00%	0	0.00%	6	66.67%	6	66.67%
	Cast Votes:	0	0.00%	0	0.00%	9	100.00%	9	100.00%
	Over Votes:	0	0.00%	0	0.00%	0	0.00%	0	0.00%
	Under Votes:	0	0.00%	0	0.00%	0	0.00%	0	0.00%
PRESIDENT of the UNITED STATES, Vote For 1									
	Martin J. O'MALLEY	0	0.00%	0	0.00%	2	2.02%	2	2.02%
	Bernard "Bernie" SANDERS	0	0.00%	0	0.00%	45	45.45%	45	45.45%
	Hillary CLINTON	0	0.00%	0	0.00%	39	39.39%	39	39.39%
	Roque Rocky DE LA FUENTE	0	0.00%	0	0.00%	0	0.00%	0	0.00%
	"UNCOMMITTED"	0	0.00%	0	0.00%	13	13.13%	13	13.13%
	Cast Votes:	0	0.00%	0	0.00%	99	99.00%	99	99.00%
	Over Votes:	0	0.00%	0	0.00%	0	0.00%	0	0.00%
	Under Votes:	0	0.00%	0	0.00%	1	1.00%	1	1.00%
UNITED STATES SENATOR, Vote For 1									
	Jim GRAY	0	0.00%	0	0.00%	62	72.09%	62	72.09%
	Rory HOULIHAN	0	0.00%	0	0.00%	1	1.16%	1	1.16%
	Jeff KENDER	0	0.00%	0	0.00%	4	4.65%	4	4.65%
	Ron LEACH	0	0.00%	0	0.00%	11	12.79%	11	12.79%
	Tom RECKTENWALD	0	0.00%	0	0.00%	0	0.00%	0	0.00%
	Grant T. SHORT	0	0.00%	0	0.00%	2	2.33%	2	2.33%
	Sellus WILDER	0	0.00%	0	0.00%	6	6.98%	6	6.98%
	Cast Votes:	0	0.00%	0	0.00%	86	86.00%	86	86.00%
	Over Votes:	0	0.00%	0	0.00%	0	0.00%	0	0.00%
	Under Votes:	0	0.00%	0	0.00%	14	14.00%	14	14.00%

Precinct Report — Unofficial

PRESIDENTIAL PREFERENCE AND REGULAR PRIMARY — OFFICIAL BALLOT FOR MARION COUNTY — May 17, 2016

05/17/2016 07:44 PM

Total Number of Voters : 2,633 of 0 = 0.00%

Precincts Reporting 18 of 18 = 100.00%

Party	Candidate	Absentee		Early		Election		Total	
Precinct A101 (Ballots Cast: 109)									
UNITED STATES REPRESENTATIVE in CONGRESS 1st Congressional District, Vote For 1									
	Tom OSBORNE	0	0.00%	0	0.00%	55	71.43%	55	71.43%
	Samuel L. GASKINS	0	0.00%	0	0.00%	22	28.57%	22	28.57%
	Cast Votes:	0	0.00%	0	0.00%	77	77.00%	77	77.00%
	Over Votes:	0	0.00%	0	0.00%	0	0.00%	0	0.00%
	Under Votes:	0	0.00%	0	0.00%	23	23.00%	23	23.00%

Total Number of Voters : 2,633 of 0 = 0.00%

Precincts Reporting 18 of 18 = 100.00%

Party	Candidate	Absentee		Early		Election		Total	
Precinct A102 (Ballots Cast: 117)									
UNITED STATES SENATOR, Vote For 1									
	James R. GOULD	0	0.00%	0	0.00%	2	15.38%	2	15.38%
	Rand PAUL	0	0.00%	0	0.00%	10	76.92%	10	76.92%
	Stephen Howard SLAUGHTER	0	0.00%	0	0.00%	1	7.69%	1	7.69%
	Cast Votes:	0	0.00%	0	0.00%	13	92.86%	13	92.86%
	Over Votes:	0	0.00%	0	0.00%	0	0.00%	0	0.00%
	Under Votes:	0	0.00%	0	0.00%	1	7.14%	1	7.14%
UNITED STATES REPRESENTATIVE in CONGRESS 1st Congressional District, Vote For 1									
	Mike PAPE	0	0.00%	0	0.00%	1	7.69%	1	7.69%
	Miles A. CAUGHEY JR.	0	0.00%	0	0.00%	1	7.69%	1	7.69%
	Jason BATTS	0	0.00%	0	0.00%	3	23.08%	3	23.08%
	James R. COMER	0	0.00%	0	0.00%	8	61.54%	8	61.54%
	Cast Votes:	0	0.00%	0	0.00%	13	92.86%	13	92.86%
	Over Votes:	0	0.00%	0	0.00%	0	0.00%	0	0.00%
	Under Votes:	0	0.00%	0	0.00%	1	7.14%	1	7.14%
STATE REPRESENTATIVE 24th Representative District, Vote For 1									
	William Brandon REED	0	0.00%	0	0.00%	6	54.55%	6	54.55%
	Richard TREITZ	0	0.00%	0	0.00%	5	45.45%	5	45.45%
	Cast Votes:	0	0.00%	0	0.00%	11	78.57%	11	78.57%
	Over Votes:	0	0.00%	0	0.00%	0	0.00%	0	0.00%
	Under Votes:	0	0.00%	0	0.00%	3	21.43%	3	21.43%
PRESIDENT of the UNITED STATES, Vote For 1									
	Martin J. O'MALLEY	0	0.00%	0	0.00%	2	1.98%	2	1.98%
	Bernard "Bernie" SANDERS	0	0.00%	0	0.00%	54	53.47%	54	53.47%
	Hillary CLINTON	0	0.00%	0	0.00%	40	39.60%	40	39.60%
	Roque Rocky DE LA FUENTE	0	0.00%	0	0.00%	1	0.99%	1	0.99%
	"UNCOMMITTED"	0	0.00%	0	0.00%	4	3.96%	4	3.96%
	Cast Votes:	0	0.00%	0	0.00%	101	99.02%	101	99.02%
	Over Votes:	0	0.00%	0	0.00%	0	0.00%	0	0.00%
	Under Votes:	0	0.00%	0	0.00%	1	0.98%	1	0.98%
UNITED STATES SENATOR, Vote For 1									
	Jim GRAY	0	0.00%	0	0.00%	60	65.93%	60	65.93%
	Rory HOULIHAN	0	0.00%	0	0.00%	4	4.40%	4	4.40%
	Jeff KENDER	0	0.00%	0	0.00%	10	10.99%	10	10.99%
	Ron LEACH	0	0.00%	0	0.00%	6	6.59%	6	6.59%
	Tom RECKTENWALD	0	0.00%	0	0.00%	2	2.20%	2	2.20%
	Grant T. SHORT	0	0.00%	0	0.00%	5	5.49%	5	5.49%
	Sellus WILDER	0	0.00%	0	0.00%	4	4.40%	4	4.40%
	Cast Votes:	0	0.00%	0	0.00%	91	88.35%	91	88.35%
	Over Votes:	0	0.00%	0	0.00%	0	0.00%	0	0.00%
	Under Votes:	0	0.00%	0	0.00%	12	11.65%	12	11.65%

Precinct Report — Unofficial

PRESIDENTIAL PREFERENCE AND REGULAR PRIMARY — OFFICIAL BALLOT FOR MARION COUNTY — May 17, 2016

05/17/2016 07:44 PM

Total Number of Voters : 2,633 of 0 = 0.00%

Precincts Reporting 18 of 18 = 100.00%

Party	Candidate	Absentee		Early		Election		Total	
Precinct A102 (Ballots Cast: 117)									
UNITED STATES REPRESENTATIVE in CONGRESS 1st Congressional District, Vote For 1									
	Tom OSBORNE	0	0.00%	0	0.00%	59	77.63%	59	77.63%
	Samuel L. GASKINS	0	0.00%	0	0.00%	17	22.37%	17	22.37%
	Cast Votes:	0	0.00%	0	0.00%	76	75.25%	76	75.25%
	Over Votes:	0	0.00%	0	0.00%	0	0.00%	0	0.00%
	Under Votes:	0	0.00%	0	0.00%	25	24.75%	25	24.75%

Precinct Report — Unofficial

PRESIDENTIAL PREFERENCE AND REGULAR PRIMARY — OFFICIAL BALLOT FOR MARION COUNTY — May 17, 2016

05/17/2016 07:44 PM

Total Number of Voters : 2,633 of 0 = 0.00%

Precincts Reporting 18 of 18 = 100.00%

Party	Candidate	Absentee		Early		Election		Total	
Precinct A103 (Ballots Cast: 129)									
UNITED STATES SENATOR, Vote For 1									
	James R. GOULD	0	0.00%	0	0.00%	2	9.52%	2	9.52%
	Rand PAUL	0	0.00%	0	0.00%	18	85.71%	18	85.71%
	Stephen Howard SLAUGHTER	0	0.00%	0	0.00%	1	4.76%	1	4.76%
	Cast Votes:	0	0.00%	0	0.00%	21	100.00%	21	100.00%
	Over Votes:	0	0.00%	0	0.00%	0	0.00%	0	0.00%
	Under Votes:	0	0.00%	0	0.00%	0	0.00%	0	0.00%
UNITED STATES REPRESENTATIVE in CONGRESS 1st Congressional District, Vote For 1									
	Mike PAPE	0	0.00%	0	0.00%	8	40.00%	8	40.00%
	Miles A. CAUGHEY JR.	0	0.00%	0	0.00%	1	5.00%	1	5.00%
	Jason BATTS	0	0.00%	0	0.00%	3	15.00%	3	15.00%
	James R. COMER	0	0.00%	0	0.00%	8	40.00%	8	40.00%
	Cast Votes:	0	0.00%	0	0.00%	20	95.24%	20	95.24%
	Over Votes:	0	0.00%	0	0.00%	0	0.00%	0	0.00%
	Under Votes:	0	0.00%	0	0.00%	1	4.76%	1	4.76%
STATE REPRESENTATIVE 24th Representative District, Vote For 1									
	William Brandon REED	0	0.00%	0	0.00%	9	45.00%	9	45.00%
	Richard TREITZ	0	0.00%	0	0.00%	11	55.00%	11	55.00%
	Cast Votes:	0	0.00%	0	0.00%	20	95.24%	20	95.24%
	Over Votes:	0	0.00%	0	0.00%	0	0.00%	0	0.00%
	Under Votes:	0	0.00%	0	0.00%	1	4.76%	1	4.76%
PRESIDENT of the UNITED STATES, Vote For 1									
	Martin J. O'MALLEY	0	0.00%	0	0.00%	2	1.89%	2	1.89%
	Bernard "Bernie" SANDERS	0	0.00%	0	0.00%	49	46.23%	49	46.23%
	Hillary CLINTON	0	0.00%	0	0.00%	48	45.28%	48	45.28%
	Roque Rocky DE LA FUENTE	0	0.00%	0	0.00%	0	0.00%	0	0.00%
	"UNCOMMITTED"	0	0.00%	0	0.00%	7	6.60%	7	6.60%
	Cast Votes:	0	0.00%	0	0.00%	106	98.15%	106	98.15%
	Over Votes:	0	0.00%	0	0.00%	0	0.00%	0	0.00%
	Under Votes:	0	0.00%	0	0.00%	2	1.85%	2	1.85%
UNITED STATES SENATOR, Vote For 1									
	Jim GRAY	0	0.00%	0	0.00%	64	69.57%	64	69.57%
	Rory HOULIHAN	0	0.00%	0	0.00%	2	2.17%	2	2.17%
	Jeff KENDER	0	0.00%	0	0.00%	3	3.26%	3	3.26%
	Ron LEACH	0	0.00%	0	0.00%	8	8.70%	8	8.70%
	Tom RECKTENWALD	0	0.00%	0	0.00%	7	7.61%	7	7.61%
	Grant T. SHORT	0	0.00%	0	0.00%	1	1.09%	1	1.09%
	Sellus WILDER	0	0.00%	0	0.00%	7	7.61%	7	7.61%
	Cast Votes:	0	0.00%	0	0.00%	92	85.19%	92	85.19%
	Over Votes:	0	0.00%	0	0.00%	0	0.00%	0	0.00%
	Under Votes:	0	0.00%	0	0.00%	16	14.81%	16	14.81%

Precinct Report — Unofficial

PRESIDENTIAL PREFERENCE AND REGULAR PRIMARY — OFFICIAL BALLOT FOR MARION COUNTY — May 17, 2016

05/17/2016 07:44 PM

Total Number of Voters : 2,633 of 0 = 0.00%

Precincts Reporting 18 of 18 = 100.00%

Party	Candidate	Absentee		Early		Election		Total	
Precinct A103 (Ballots Cast: 129)									
UNITED STATES REPRESENTATIVE in CONGRESS 1st Congressional District, Vote For 1									
	Tom OSBORNE	0	0.00%	0	0.00%	54	69.23%	54	69.23%
	Samuel L. GASKINS	0	0.00%	0	0.00%	24	30.77%	24	30.77%
	Cast Votes:	0	0.00%	0	0.00%	78	72.22%	78	72.22%
	Over Votes:	0	0.00%	0	0.00%	0	0.00%	0	0.00%
	Under Votes:	0	0.00%	0	0.00%	30	27.78%	30	27.78%

Party	Candidate	Absentee		Early		Election		Total	
Precinct A104 (Ballots Cast: 107)									
UNITED STATES SENATOR, Vote For 1									
	James R. GOULD	0	0.00%	0	0.00%	2	18.18%	2	18.18%
	Rand PAUL	0	0.00%	0	0.00%	9	81.82%	9	81.82%
	Stephen Howard SLAUGHTER	0	0.00%	0	0.00%	0	0.00%	0	0.00%
	Cast Votes:	0	0.00%	0	0.00%	11	100.00%	11	100.00%
	Over Votes:	0	0.00%	0	0.00%	0	0.00%	0	0.00%
	Under Votes:	0	0.00%	0	0.00%	0	0.00%	0	0.00%
UNITED STATES REPRESENTATIVE in CONGRESS 1st Congressional District, Vote For 1									
	Mike PAPE	0	0.00%	0	0.00%	2	18.18%	2	18.18%
	Miles A. CAUGHEY JR.	0	0.00%	0	0.00%	1	9.09%	1	9.09%
	Jason BATTS	0	0.00%	0	0.00%	0	0.00%	0	0.00%
	James R. COMER	0	0.00%	0	0.00%	8	72.73%	8	72.73%
	Cast Votes:	0	0.00%	0	0.00%	11	100.00%	11	100.00%
	Over Votes:	0	0.00%	0	0.00%	0	0.00%	0	0.00%
	Under Votes:	0	0.00%	0	0.00%	0	0.00%	0	0.00%
STATE REPRESENTATIVE 24th Representative District, Vote For 1									
	William Brandon REED	0	0.00%	0	0.00%	8	72.73%	8	72.73%
	Richard TREITZ	0	0.00%	0	0.00%	3	27.27%	3	27.27%
	Cast Votes:	0	0.00%	0	0.00%	11	100.00%	11	100.00%
	Over Votes:	0	0.00%	0	0.00%	0	0.00%	0	0.00%
	Under Votes:	0	0.00%	0	0.00%	0	0.00%	0	0.00%
PRESIDENT of the UNITED STATES, Vote For 1									
	Martin J. O'MALLEY	0	0.00%	0	0.00%	0	0.00%	0	0.00%
	Bernard "Bernie" SANDERS	0	0.00%	0	0.00%	34	36.17%	34	36.17%
	Hillary CLINTON	0	0.00%	0	0.00%	54	57.45%	54	57.45%
	Roque Rocky DE LA FUENTE	0	0.00%	0	0.00%	1	1.06%	1	1.06%
	"UNCOMMITTED"	0	0.00%	0	0.00%	5	5.32%	5	5.32%
	Cast Votes:	0	0.00%	0	0.00%	94	97.92%	94	97.92%
	Over Votes:	0	0.00%	0	0.00%	0	0.00%	0	0.00%
	Under Votes:	0	0.00%	0	0.00%	2	2.08%	2	2.08%
UNITED STATES SENATOR, Vote For 1									
	Jim GRAY	0	0.00%	0	0.00%	57	71.25%	57	71.25%
	Rory HOULIHAN	0	0.00%	0	0.00%	2	2.50%	2	2.50%
	Jeff KENDER	0	0.00%	0	0.00%	5	6.25%	5	6.25%
	Ron LEACH	0	0.00%	0	0.00%	5	6.25%	5	6.25%
	Tom RECKTENWALD	0	0.00%	0	0.00%	3	3.75%	3	3.75%
	Grant T. SHORT	0	0.00%	0	0.00%	0	0.00%	0	0.00%
	Sellus WILDER	0	0.00%	0	0.00%	8	10.00%	8	10.00%
	Cast Votes:	0	0.00%	0	0.00%	80	83.33%	80	83.33%
	Over Votes:	0	0.00%	0	0.00%	0	0.00%	0	0.00%
	Under Votes:	0	0.00%	0	0.00%	16	16.67%	16	16.67%

Precinct Report — Unofficial

PRESIDENTIAL PREFERENCE AND REGULAR PRIMARY — OFFICIAL BALLOT FOR MARION COUNTY — May 17, 2016

05/17/2016 07:44 PM

Total Number of Voters : 2,633 of 0 = 0.00%

Precincts Reporting 18 of 18 = 100.00%

Precinct A104 (Ballots Cast: 107)

Party	Candidate	Absentee		Early		Election		Total	
UNITED STATES REPRESENTATIVE in CONGRESS 1st Congressional District, Vote For 1									
	Tom OSBORNE	0	0.00%	0	0.00%	57	85.07%	57	85.07%
	Samuel L. GASKINS	0	0.00%	0	0.00%	10	14.93%	10	14.93%
	Cast Votes:	0	0.00%	0	0.00%	67	69.79%	67	69.79%
	Over Votes:	0	0.00%	0	0.00%	0	0.00%	0	0.00%
	Under Votes:	0	0.00%	0	0.00%	29	30.21%	29	30.21%

Precinct Report — Unofficial

PRESIDENTIAL PREFERENCE AND REGULAR PRIMARY — OFFICIAL BALLOT FOR MARION COUNTY — May 17, 2016

05/17/2016 07:44 PM

Total Number of Voters : 2,633 of 0 = 0.00%

Precincts Reporting 18 of 18 = 100.00%

Party	Candidate	Absentee		Early		Election		Total	
Precinct C102 (Ballots Cast: 276)									
UNITED STATES SENATOR, Vote For 1									
	James R. GOULD	0	0.00%	0	0.00%	1	3.57%	1	3.57%
	Rand PAUL	0	0.00%	0	0.00%	26	92.86%	26	92.86%
	Stephen Howard SLAUGHTER	0	0.00%	0	0.00%	1	3.57%	1	3.57%
	Cast Votes:	0	0.00%	0	0.00%	28	100.00%	28	100.00%
	Over Votes:	0	0.00%	0	0.00%	0	0.00%	0	0.00%
	Under Votes:	0	0.00%	0	0.00%	0	0.00%	0	0.00%
UNITED STATES REPRESENTATIVE in CONGRESS 1st Congressional District, Vote For 1									
	Mike PAPE	0	0.00%	0	0.00%	4	14.81%	4	14.81%
	Miles A. CAUGHEY JR.	0	0.00%	0	0.00%	3	11.11%	3	11.11%
	Jason BATTS	0	0.00%	0	0.00%	2	7.41%	2	7.41%
	James R. COMER	0	0.00%	0	0.00%	18	66.67%	18	66.67%
	Cast Votes:	0	0.00%	0	0.00%	27	96.43%	27	96.43%
	Over Votes:	0	0.00%	0	0.00%	0	0.00%	0	0.00%
	Under Votes:	0	0.00%	0	0.00%	1	3.57%	1	3.57%
STATE REPRESENTATIVE 24th Representative District, Vote For 1									
	William Brandon REED	0	0.00%	0	0.00%	13	50.00%	13	50.00%
	Richard TREITZ	0	0.00%	0	0.00%	13	50.00%	13	50.00%
	Cast Votes:	0	0.00%	0	0.00%	26	92.86%	26	92.86%
	Over Votes:	0	0.00%	0	0.00%	0	0.00%	0	0.00%
	Under Votes:	0	0.00%	0	0.00%	2	7.14%	2	7.14%
PRESIDENT of the UNITED STATES, Vote For 1									
	Martin J. O'MALLEY	0	0.00%	0	0.00%	1	0.41%	1	0.41%
	Bernard "Bernie" SANDERS	0	0.00%	0	0.00%	89	36.33%	89	36.33%
	Hillary CLINTON	0	0.00%	0	0.00%	148	60.41%	148	60.41%
	Roque Rocky DE LA FUENTE	0	0.00%	0	0.00%	1	0.41%	1	0.41%
	"UNCOMMITTED"	0	0.00%	0	0.00%	6	2.45%	6	2.45%
	Cast Votes:	0	0.00%	0	0.00%	245	98.79%	245	98.79%
	Over Votes:	0	0.00%	0	0.00%	0	0.00%	0	0.00%
	Under Votes:	0	0.00%	0	0.00%	3	1.21%	3	1.21%
UNITED STATES SENATOR, Vote For 1									
	Jim GRAY	0	0.00%	0	0.00%	162	75.70%	162	75.70%
	Rory HOULIHAN	0	0.00%	0	0.00%	10	4.67%	10	4.67%
	Jeff KENDER	0	0.00%	0	0.00%	11	5.14%	11	5.14%
	Ron LEACH	0	0.00%	0	0.00%	10	4.67%	10	4.67%
	Tom RECKTENWALD	0	0.00%	0	0.00%	2	0.93%	2	0.93%
	Grant T. SHORT	0	0.00%	0	0.00%	4	1.87%	4	1.87%
	Sellus WILDER	0	0.00%	0	0.00%	15	7.01%	15	7.01%
	Cast Votes:	0	0.00%	0	0.00%	214	86.29%	214	86.29%
	Over Votes:	0	0.00%	0	0.00%	0	0.00%	0	0.00%
	Under Votes:	0	0.00%	0	0.00%	34	13.71%	34	13.71%

Precinct Report — Unofficial

PRESIDENTIAL PREFERENCE AND REGULAR PRIMARY — OFFICIAL BALLOT FOR MARION COUNTY — May 17, 2016

05/17/2016 07:44 PM

Total Number of Voters : 2,633 of 0 = 0.00%

Precincts Reporting 18 of 18 = 100.00%

Precinct C102 (Ballots Cast: 276)

UNITED STATES REPRESENTATIVE in CONGRESS 1st Congressional District, Vote For 1

Party	Candidate	Absentee		Early		Election		Total	
	Tom OSBORNE	0	0.00%	0	0.00%	133	68.91%	133	68.91%
	Samuel L. GASKINS	0	0.00%	0	0.00%	60	31.09%	60	31.09%
	Cast Votes:	0	0.00%	0	0.00%	193	77.82%	193	77.82%
	Over Votes:	0	0.00%	0	0.00%	0	0.00%	0	0.00%
	Under Votes:	0	0.00%	0	0.00%	55	22.18%	55	22.18%

Precinct Report — Unofficial

PRESIDENTIAL PREFERENCE AND REGULAR PRIMARY — OFFICIAL BALLOT FOR MARION COUNTY — May 17, 2016

05/17/2016 07:44 PM

Total Number of Voters : 2,633 of 0 = 0.00%

Precincts Reporting 18 of 18 = 100.00%

Party	Candidate	Absentee		Early		Election		Total	
Precinct C103 (Ballots Cast: 121)									
UNITED STATES SENATOR, Vote For 1									
	James R. GOULD	0	0.00%	0	0.00%	1	5.26%	1	5.26%
	Rand PAUL	0	0.00%	0	0.00%	18	94.74%	18	94.74%
	Stephen Howard SLAUGHTER	0	0.00%	0	0.00%	0	0.00%	0	0.00%
	Cast Votes:	0	0.00%	0	0.00%	19	100.00%	19	100.00%
	Over Votes:	0	0.00%	0	0.00%	0	0.00%	0	0.00%
	Under Votes:	0	0.00%	0	0.00%	0	0.00%	0	0.00%
UNITED STATES REPRESENTATIVE in CONGRESS 1st Congressional District, Vote For 1									
	Mike PAPE	0	0.00%	0	0.00%	2	11.76%	2	11.76%
	Miles A. CAUGHEY JR.	0	0.00%	0	0.00%	0	0.00%	0	0.00%
	Jason BATTS	0	0.00%	0	0.00%	0	0.00%	0	0.00%
	James R. COMER	0	0.00%	0	0.00%	15	88.24%	15	88.24%
	Cast Votes:	0	0.00%	0	0.00%	17	89.47%	17	89.47%
	Over Votes:	0	0.00%	0	0.00%	0	0.00%	0	0.00%
	Under Votes:	0	0.00%	0	0.00%	2	10.53%	2	10.53%
STATE REPRESENTATIVE 24th Representative District, Vote For 1									
	William Brandon REED	0	0.00%	0	0.00%	9	56.25%	9	56.25%
	Richard TREITZ	0	0.00%	0	0.00%	7	43.75%	7	43.75%
	Cast Votes:	0	0.00%	0	0.00%	16	84.21%	16	84.21%
	Over Votes:	0	0.00%	0	0.00%	0	0.00%	0	0.00%
	Under Votes:	0	0.00%	0	0.00%	3	15.79%	3	15.79%
PRESIDENT of the UNITED STATES, Vote For 1									
	Martin J. O'MALLEY	0	0.00%	0	0.00%	1	0.98%	1	0.98%
	Bernard "Bernie" SANDERS	0	0.00%	0	0.00%	47	46.08%	47	46.08%
	Hillary CLINTON	0	0.00%	0	0.00%	46	45.10%	46	45.10%
	Roque Rocky DE LA FUENTE	0	0.00%	0	0.00%	0	0.00%	0	0.00%
	"UNCOMMITTED"	0	0.00%	0	0.00%	8	7.84%	8	7.84%
	Cast Votes:	0	0.00%	0	0.00%	102	100.00%	102	100.00%
	Over Votes:	0	0.00%	0	0.00%	0	0.00%	0	0.00%
	Under Votes:	0	0.00%	0	0.00%	0	0.00%	0	0.00%
UNITED STATES SENATOR, Vote For 1									
	Jim GRAY	0	0.00%	0	0.00%	56	65.88%	56	65.88%
	Rory HOULIHAN	0	0.00%	0	0.00%	4	4.71%	4	4.71%
	Jeff KENDER	0	0.00%	0	0.00%	5	5.88%	5	5.88%
	Ron LEACH	0	0.00%	0	0.00%	3	3.53%	3	3.53%
	Tom RECKTENWALD	0	0.00%	0	0.00%	5	5.88%	5	5.88%
	Grant T. SHORT	0	0.00%	0	0.00%	6	7.06%	6	7.06%
	Sellus WILDER	0	0.00%	0	0.00%	6	7.06%	6	7.06%
	Cast Votes:	0	0.00%	0	0.00%	85	83.33%	85	83.33%
	Over Votes:	0	0.00%	0	0.00%	0	0.00%	0	0.00%
	Under Votes:	0	0.00%	0	0.00%	17	16.67%	17	16.67%

Precinct Report — Unofficial

PRESIDENTIAL PREFERENCE AND REGULAR PRIMARY — OFFICIAL BALLOT FOR MARION COUNTY — May 17, 2016

05/17/2016 07:44 PM

Total Number of Voters : 2,633 of 0 = 0.00%

Precincts Reporting 18 of 18 = 100.00%

Party	Candidate	Absentee		Early		Election		Total	
Precinct C103 (Ballots Cast: 121)									
UNITED STATES REPRESENTATIVE in CONGRESS 1st Congressional District, Vote For 1									
	Tom OSBORNE	0	0.00%	0	0.00%	56	71.79%	56	71.79%
	Samuel L. GASKINS	0	0.00%	0	0.00%	22	28.21%	22	28.21%
	Cast Votes:	0	0.00%	0	0.00%	78	76.47%	78	76.47%
	Over Votes:	0	0.00%	0	0.00%	0	0.00%	0	0.00%
	Under Votes:	0	0.00%	0	0.00%	24	23.53%	24	23.53%

Precinct Report — Unofficial

PRESIDENTIAL PREFERENCE AND REGULAR PRIMARY — OFFICIAL BALLOT FOR MARION COUNTY — May 17, 2016

05/17/2016 07:44 PM

Total Number of Voters : 2,633 of 0 = 0.00%

Precincts Reporting 18 of 18 = 100.00%

Party	Candidate	Absentee		Early		Election		Total	
Precinct C105 (Ballots Cast: 63)									
UNITED STATES SENATOR, Vote For 1									
	James R. GOULD	0	0.00%	0	0.00%	3	30.00%	3	30.00%
	Rand PAUL	0	0.00%	0	0.00%	7	70.00%	7	70.00%
	Stephen Howard SLAUGHTER	0	0.00%	0	0.00%	0	0.00%	0	0.00%
	Cast Votes:	0	0.00%	0	0.00%	10	90.91%	10	90.91%
	Over Votes:	0	0.00%	0	0.00%	0	0.00%	0	0.00%
	Under Votes:	0	0.00%	0	0.00%	1	9.09%	1	9.09%
UNITED STATES REPRESENTATIVE in CONGRESS 1st Congressional District, Vote For 1									
	Mike PAPE	0	0.00%	0	0.00%	0	0.00%	0	0.00%
	Miles A. CAUGHEY JR.	0	0.00%	0	0.00%	1	9.09%	1	9.09%
	Jason BATTS	0	0.00%	0	0.00%	0	0.00%	0	0.00%
	James R. COMER	0	0.00%	0	0.00%	10	90.91%	10	90.91%
	Cast Votes:	0	0.00%	0	0.00%	11	100.00%	11	100.00%
	Over Votes:	0	0.00%	0	0.00%	0	0.00%	0	0.00%
	Under Votes:	0	0.00%	0	0.00%	0	0.00%	0	0.00%
STATE REPRESENTATIVE 24th Representative District, Vote For 1									
	William Brandon REED	0	0.00%	0	0.00%	4	44.44%	4	44.44%
	Richard TREITZ	0	0.00%	0	0.00%	5	55.56%	5	55.56%
	Cast Votes:	0	0.00%	0	0.00%	9	81.82%	9	81.82%
	Over Votes:	0	0.00%	0	0.00%	0	0.00%	0	0.00%
	Under Votes:	0	0.00%	0	0.00%	2	18.18%	2	18.18%
PRESIDENT of the UNITED STATES, Vote For 1									
	Martin J. O'MALLEY	0	0.00%	0	0.00%	0	0.00%	0	0.00%
	Bernard "Bernie" SANDERS	0	0.00%	0	0.00%	31	62.00%	31	62.00%
	Hillary CLINTON	0	0.00%	0	0.00%	18	36.00%	18	36.00%
	Roque Rocky DE LA FUENTE	0	0.00%	0	0.00%	0	0.00%	0	0.00%
	"UNCOMMITTED"	0	0.00%	0	0.00%	1	2.00%	1	2.00%
	Cast Votes:	0	0.00%	0	0.00%	50	96.15%	50	96.15%
	Over Votes:	0	0.00%	0	0.00%	0	0.00%	0	0.00%
	Under Votes:	0	0.00%	0	0.00%	2	3.85%	2	3.85%
UNITED STATES SENATOR, Vote For 1									
	Jim GRAY	0	0.00%	0	0.00%	33	76.74%	33	76.74%
	Rory HOULIHAN	0	0.00%	0	0.00%	0	0.00%	0	0.00%
	Jeff KENDER	0	0.00%	0	0.00%	2	4.65%	2	4.65%
	Ron LEACH	0	0.00%	0	0.00%	4	9.30%	4	9.30%
	Tom RECKTENWALD	0	0.00%	0	0.00%	1	2.33%	1	2.33%
	Grant T. SHORT	0	0.00%	0	0.00%	1	2.33%	1	2.33%
	Sellus WILDER	0	0.00%	0	0.00%	2	4.65%	2	4.65%
	Cast Votes:	0	0.00%	0	0.00%	43	82.69%	43	82.69%
	Over Votes:	0	0.00%	0	0.00%	0	0.00%	0	0.00%
	Under Votes:	0	0.00%	0	0.00%	9	17.31%	9	17.31%

Precinct Report — Unofficial

PRESIDENTIAL PREFERENCE AND REGULAR PRIMARY — OFFICIAL BALLOT FOR MARION COUNTY — May 17, 2016

05/17/2016 07:44 PM

Total Number of Voters : 2,633 of 0 = 0.00%

Precincts Reporting 18 of 18 = 100.00%

Precinct C105 (Ballots Cast: 63)

Party	Candidate	Absentee		Early		Election		Total	
UNITED STATES REPRESENTATIVE in CONGRESS 1st Congressional District, Vote For 1									
	Tom OSBORNE	0	0.00%	0	0.00%	33	76.74%	33	76.74%
	Samuel L. GASKINS	0	0.00%	0	0.00%	10	23.26%	10	23.26%
	Cast Votes:	0	0.00%	0	0.00%	43	82.69%	43	82.69%
	Over Votes:	0	0.00%	0	0.00%	0	0.00%	0	0.00%
	Under Votes:	0	0.00%	0	0.00%	9	17.31%	9	17.31%

Precinct Report — Unofficial

PRESIDENTIAL PREFERENCE AND REGULAR PRIMARY — OFFICIAL BALLOT FOR MARION COUNTY — May 17, 2016

05/17/2016 07:44 PM

Total Number of Voters : 2,633 of 0 = 0.00%

Precincts Reporting 18 of 18 = 100.00%

Party	Candidate	Absentee		Early		Election		Total	
Precinct D102 (Ballots Cast: 249)									
UNITED STATES SENATOR, Vote For 1									
	James R. GOULD	0	0.00%	0	0.00%	0	0.00%	0	0.00%
	Rand PAUL	0	0.00%	0	0.00%	39	97.50%	39	97.50%
	Stephen Howard SLAUGHTER	0	0.00%	0	0.00%	1	2.50%	1	2.50%
	Cast Votes:	0	0.00%	0	0.00%	40	97.56%	40	97.56%
	Over Votes:	0	0.00%	0	0.00%	0	0.00%	0	0.00%
	Under Votes:	0	0.00%	0	0.00%	1	2.44%	1	2.44%
UNITED STATES REPRESENTATIVE in CONGRESS 1st Congressional District, Vote For 1									
	Mike PAPE	0	0.00%	0	0.00%	3	7.50%	3	7.50%
	Miles A. CAUGHEY JR.	0	0.00%	0	0.00%	0	0.00%	0	0.00%
	Jason BATTS	0	0.00%	0	0.00%	1	2.50%	1	2.50%
	James R. COMER	0	0.00%	0	0.00%	36	90.00%	36	90.00%
	Cast Votes:	0	0.00%	0	0.00%	40	97.56%	40	97.56%
	Over Votes:	0	0.00%	0	0.00%	0	0.00%	0	0.00%
	Under Votes:	0	0.00%	0	0.00%	1	2.44%	1	2.44%
STATE REPRESENTATIVE 24th Representative District, Vote For 1									
	William Brandon REED	0	0.00%	0	0.00%	18	51.43%	18	51.43%
	Richard TREITZ	0	0.00%	0	0.00%	17	48.57%	17	48.57%
	Cast Votes:	0	0.00%	0	0.00%	35	85.37%	35	85.37%
	Over Votes:	0	0.00%	0	0.00%	0	0.00%	0	0.00%
	Under Votes:	0	0.00%	0	0.00%	6	14.63%	6	14.63%
PRESIDENT of the UNITED STATES, Vote For 1									
	Martin J. O'MALLEY	0	0.00%	0	0.00%	1	0.49%	1	0.49%
	Bernard "Bernie" SANDERS	0	0.00%	0	0.00%	97	47.09%	97	47.09%
	Hillary CLINTON	0	0.00%	0	0.00%	97	47.09%	97	47.09%
	Roque Rocky DE LA FUENTE	0	0.00%	0	0.00%	0	0.00%	0	0.00%
	"UNCOMMITTED"	0	0.00%	0	0.00%	11	5.34%	11	5.34%
	Cast Votes:	0	0.00%	0	0.00%	206	99.04%	206	99.04%
	Over Votes:	0	0.00%	0	0.00%	0	0.00%	0	0.00%
	Under Votes:	0	0.00%	0	0.00%	2	0.96%	2	0.96%
UNITED STATES SENATOR, Vote For 1									
	Jim GRAY	0	0.00%	0	0.00%	152	81.72%	152	81.72%
	Rory HOULIHAN	0	0.00%	0	0.00%	4	2.15%	4	2.15%
	Jeff KENDER	0	0.00%	0	0.00%	5	2.69%	5	2.69%
	Ron LEACH	0	0.00%	0	0.00%	6	3.23%	6	3.23%
	Tom RECKTENWALD	0	0.00%	0	0.00%	5	2.69%	5	2.69%
	Grant T. SHORT	0	0.00%	0	0.00%	3	1.61%	3	1.61%
	Sellus WILDER	0	0.00%	0	0.00%	11	5.91%	11	5.91%
	Cast Votes:	0	0.00%	0	0.00%	186	89.42%	186	89.42%
	Over Votes:	0	0.00%	0	0.00%	0	0.00%	0	0.00%
	Under Votes:	0	0.00%	0	0.00%	22	10.58%	22	10.58%

Precinct Report — Unofficial

PRESIDENTIAL PREFERENCE AND REGULAR PRIMARY — OFFICIAL BALLOT FOR MARION COUNTY — May 17, 2016

05/17/2016 07:44 PM

Total Number of Voters : 2,633 of 0 = 0.00%

Precincts Reporting 18 of 18 = 100.00%

Party	Candidate	Absentee		Early		Election		Total	
Precinct D102 (Ballots Cast: 249)									
UNITED STATES REPRESENTATIVE in CONGRESS 1st Congressional District, Vote For 1									
	Tom OSBORNE	0	0.00%	0	0.00%	115	74.68%	115	74.68%
	Samuel L. GASKINS	0	0.00%	0	0.00%	39	25.32%	39	25.32%
	Cast Votes:	0	0.00%	0	0.00%	154	74.04%	154	74.04%
	Over Votes:	0	0.00%	0	0.00%	0	0.00%	0	0.00%
	Under Votes:	0	0.00%	0	0.00%	54	25.96%	54	25.96%

Precinct Report — Unofficial

PRESIDENTIAL PREFERENCE AND REGULAR PRIMARY — OFFICIAL BALLOT FOR MARION COUNTY — May 17, 2016

05/17/2016 07:44 PM

Total Number of Voters : 2,633 of 0 = 0.00%

Precincts Reporting 18 of 18 = 100.00%

Party	Candidate	Absentee		Early		Election		Total	
Precinct D103 (Ballots Cast: 171)									
UNITED STATES SENATOR, Vote For 1									
	James R. GOULD	0	0.00%	0	0.00%	0	0.00%	0	0.00%
	Rand PAUL	0	0.00%	0	0.00%	23	95.83%	23	95.83%
	Stephen Howard SLAUGHTER	0	0.00%	0	0.00%	1	4.17%	1	4.17%
	Cast Votes:	0	0.00%	0	0.00%	24	96.00%	24	96.00%
	Over Votes:	0	0.00%	0	0.00%	0	0.00%	0	0.00%
	Under Votes:	0	0.00%	0	0.00%	1	4.00%	1	4.00%
UNITED STATES REPRESENTATIVE in CONGRESS 1st Congressional District, Vote For 1									
	Mike PAPE	0	0.00%	0	0.00%	3	12.00%	3	12.00%
	Miles A. CAUGHEY JR.	0	0.00%	0	0.00%	1	4.00%	1	4.00%
	Jason BATTS	0	0.00%	0	0.00%	2	8.00%	2	8.00%
	James R. COMER	0	0.00%	0	0.00%	19	76.00%	19	76.00%
	Cast Votes:	0	0.00%	0	0.00%	25	100.00%	25	100.00%
	Over Votes:	0	0.00%	0	0.00%	0	0.00%	0	0.00%
	Under Votes:	0	0.00%	0	0.00%	0	0.00%	0	0.00%
STATE REPRESENTATIVE 24th Representative District, Vote For 1									
	William Brandon REED	0	0.00%	0	0.00%	12	50.00%	12	50.00%
	Richard TREITZ	0	0.00%	0	0.00%	12	50.00%	12	50.00%
	Cast Votes:	0	0.00%	0	0.00%	24	96.00%	24	96.00%
	Over Votes:	0	0.00%	0	0.00%	0	0.00%	0	0.00%
	Under Votes:	0	0.00%	0	0.00%	1	4.00%	1	4.00%
PRESIDENT of the UNITED STATES, Vote For 1									
	Martin J. O'MALLEY	0	0.00%	0	0.00%	3	2.05%	3	2.05%
	Bernard "Bernie" SANDERS	0	0.00%	0	0.00%	68	46.58%	68	46.58%
	Hillary CLINTON	0	0.00%	0	0.00%	69	47.26%	69	47.26%
	Roque Rocky DE LA FUENTE	0	0.00%	0	0.00%	1	0.68%	1	0.68%
	"UNCOMMITTED"	0	0.00%	0	0.00%	5	3.42%	5	3.42%
	Cast Votes:	0	0.00%	0	0.00%	146	100.00%	146	100.00%
	Over Votes:	0	0.00%	0	0.00%	0	0.00%	0	0.00%
	Under Votes:	0	0.00%	0	0.00%	0	0.00%	0	0.00%
UNITED STATES SENATOR, Vote For 1									
	Jim GRAY	0	0.00%	0	0.00%	86	66.15%	86	66.15%
	Rory HOULIHAN	0	0.00%	0	0.00%	8	6.15%	8	6.15%
	Jeff KENDER	0	0.00%	0	0.00%	10	7.69%	10	7.69%
	Ron LEACH	0	0.00%	0	0.00%	12	9.23%	12	9.23%
	Tom RECKTENWALD	0	0.00%	0	0.00%	5	3.85%	5	3.85%
	Grant T. SHORT	0	0.00%	0	0.00%	1	0.77%	1	0.77%
	Sellus WILDER	0	0.00%	0	0.00%	8	6.15%	8	6.15%
	Cast Votes:	0	0.00%	0	0.00%	130	89.04%	130	89.04%
	Over Votes:	0	0.00%	0	0.00%	0	0.00%	0	0.00%
	Under Votes:	0	0.00%	0	0.00%	16	10.96%	16	10.96%

Precinct Report — Unofficial

PRESIDENTIAL PREFERENCE AND REGULAR PRIMARY — OFFICIAL BALLOT FOR MARION COUNTY — May 17, 2016

05/17/2016 07:44 PM

Total Number of Voters : 2,633 of 0 = 0.00%

Precincts Reporting 18 of 18 = 100.00%

Party	Candidate	Absentee		Early		Election		Total	
Precinct D103 (Ballots Cast: 171)									
UNITED STATES REPRESENTATIVE in CONGRESS 1st Congressional District, Vote For 1									
	Tom OSBORNE	0	0.00%	0	0.00%	100	79.37%	100	79.37%
	Samuel L. GASKINS	0	0.00%	0	0.00%	26	20.63%	26	20.63%
	Cast Votes:	0	0.00%	0	0.00%	126	86.30%	126	86.30%
	Over Votes:	0	0.00%	0	0.00%	0	0.00%	0	0.00%
	Under Votes:	0	0.00%	0	0.00%	20	13.70%	20	13.70%

Precinct Report — Unofficial

PRESIDENTIAL PREFERENCE AND REGULAR PRIMARY — OFFICIAL BALLOT FOR MARION COUNTY — May 17, 2016

05/17/2016 07:44 PM

Total Number of Voters : 2,633 of 0 = 0.00%

Precincts Reporting 18 of 18 = 100.00%

Party	Candidate	Absentee		Early		Election		Total	
Precinct D104 (Ballots Cast: 100)									
UNITED STATES SENATOR, Vote For 1									
	James R. GOULD	0	0.00%	0	0.00%	1	5.88%	1	5.88%
	Rand PAUL	0	0.00%	0	0.00%	16	94.12%	16	94.12%
	Stephen Howard SLAUGHTER	0	0.00%	0	0.00%	0	0.00%	0	0.00%
	Cast Votes:	0	0.00%	0	0.00%	17	100.00%	17	100.00%
	Over Votes:	0	0.00%	0	0.00%	0	0.00%	0	0.00%
	Under Votes:	0	0.00%	0	0.00%	0	0.00%	0	0.00%
UNITED STATES REPRESENTATIVE in CONGRESS 1st Congressional District, Vote For 1									
	Mike PAPE	0	0.00%	0	0.00%	3	18.75%	3	18.75%
	Miles A. CAUGHEY JR.	0	0.00%	0	0.00%	1	6.25%	1	6.25%
	Jason BATTS	0	0.00%	0	0.00%	1	6.25%	1	6.25%
	James R. COMER	0	0.00%	0	0.00%	11	68.75%	11	68.75%
	Cast Votes:	0	0.00%	0	0.00%	16	94.12%	16	94.12%
	Over Votes:	0	0.00%	0	0.00%	0	0.00%	0	0.00%
	Under Votes:	0	0.00%	0	0.00%	1	5.88%	1	5.88%
STATE REPRESENTATIVE 24th Representative District, Vote For 1									
	William Brandon REED	0	0.00%	0	0.00%	11	78.57%	11	78.57%
	Richard TREITZ	0	0.00%	0	0.00%	3	21.43%	3	21.43%
	Cast Votes:	0	0.00%	0	0.00%	14	82.35%	14	82.35%
	Over Votes:	0	0.00%	0	0.00%	0	0.00%	0	0.00%
	Under Votes:	0	0.00%	0	0.00%	3	17.65%	3	17.65%
PRESIDENT of the UNITED STATES, Vote For 1									
	Martin J. O'MALLEY	0	0.00%	0	0.00%	2	2.41%	2	2.41%
	Bernard "Bernie" SANDERS	0	0.00%	0	0.00%	26	31.33%	26	31.33%
	Hillary CLINTON	0	0.00%	0	0.00%	51	61.45%	51	61.45%
	Roque Rocky DE LA FUENTE	0	0.00%	0	0.00%	1	1.20%	1	1.20%
	"UNCOMMITTED"	0	0.00%	0	0.00%	3	3.61%	3	3.61%
	Cast Votes:	0	0.00%	0	0.00%	83	100.00%	83	100.00%
	Over Votes:	0	0.00%	0	0.00%	0	0.00%	0	0.00%
	Under Votes:	0	0.00%	0	0.00%	0	0.00%	0	0.00%
UNITED STATES SENATOR, Vote For 1									
	Jim GRAY	0	0.00%	0	0.00%	51	65.38%	51	65.38%
	Rory HOULIHAN	0	0.00%	0	0.00%	3	3.85%	3	3.85%
	Jeff KENDER	0	0.00%	0	0.00%	4	5.13%	4	5.13%
	Ron LEACH	0	0.00%	0	0.00%	6	7.69%	6	7.69%
	Tom RECKTENWALD	0	0.00%	0	0.00%	1	1.28%	1	1.28%
	Grant T. SHORT	0	0.00%	0	0.00%	2	2.56%	2	2.56%
	Sellus WILDER	0	0.00%	0	0.00%	11	14.10%	11	14.10%
	Cast Votes:	0	0.00%	0	0.00%	78	93.98%	78	93.98%
	Over Votes:	0	0.00%	0	0.00%	0	0.00%	0	0.00%
	Under Votes:	0	0.00%	0	0.00%	5	6.02%	5	6.02%

Precinct Report — Unofficial

PRESIDENTIAL PREFERENCE AND REGULAR PRIMARY — OFFICIAL BALLOT FOR MARION COUNTY — May 17, 2016

05/17/2016 07:44 PM

Total Number of Voters : 2,633 of 0 = 0.00%

Precincts Reporting 18 of 18 = 100.00%

Party	Candidate	Absentee		Early		Election		Total	
Precinct D104 (Ballots Cast: 100)									
UNITED STATES REPRESENTATIVE in CONGRESS 1st Congressional District, Vote For 1									
	Tom OSBORNE	0	0.00%	0	0.00%	7	12.50%	7	12.50%
	Samuel L. GASKINS	0	0.00%	0	0.00%	49	87.50%	49	87.50%
	Cast Votes:	0	0.00%	0	0.00%	56	67.47%	56	67.47%
	Over Votes:	0	0.00%	0	0.00%	0	0.00%	0	0.00%
	Under Votes:	0	0.00%	0	0.00%	27	32.53%	27	32.53%

Precinct Report — Unofficial

PRESIDENTIAL PREFERENCE AND REGULAR PRIMARY — OFFICIAL BALLOT FOR MARION COUNTY — May 17, 2016

05/17/2016 07:44 PM

Total Number of Voters : 2,633 of 0 = 0.00%

Precincts Reporting 18 of 18 = 100.00%

Party	Candidate	Absentee		Early		Election		Total	
Precinct E101 (Ballots Cast: 121)									
UNITED STATES SENATOR, Vote For 1									
	James R. GOULD	0	0.00%	0	0.00%	0	0.00%	0	0.00%
	Rand PAUL	0	0.00%	0	0.00%	11	91.67%	11	91.67%
	Stephen Howard SLAUGHTER	0	0.00%	0	0.00%	1	8.33%	1	8.33%
	Cast Votes:	0	0.00%	0	0.00%	12	100.00%	12	100.00%
	Over Votes:	0	0.00%	0	0.00%	0	0.00%	0	0.00%
	Under Votes:	0	0.00%	0	0.00%	0	0.00%	0	0.00%
UNITED STATES REPRESENTATIVE in CONGRESS 1st Congressional District, Vote For 1									
	Mike PAPE	0	0.00%	0	0.00%	1	8.33%	1	8.33%
	Miles A. CAUGHEY JR.	0	0.00%	0	0.00%	0	0.00%	0	0.00%
	Jason BATTS	0	0.00%	0	0.00%	1	8.33%	1	8.33%
	James R. COMER	0	0.00%	0	0.00%	10	83.33%	10	83.33%
	Cast Votes:	0	0.00%	0	0.00%	12	100.00%	12	100.00%
	Over Votes:	0	0.00%	0	0.00%	0	0.00%	0	0.00%
	Under Votes:	0	0.00%	0	0.00%	0	0.00%	0	0.00%
STATE REPRESENTATIVE 24th Representative District, Vote For 1									
	William Brandon REED	0	0.00%	0	0.00%	7	58.33%	7	58.33%
	Richard TREITZ	0	0.00%	0	0.00%	5	41.67%	5	41.67%
	Cast Votes:	0	0.00%	0	0.00%	12	100.00%	12	100.00%
	Over Votes:	0	0.00%	0	0.00%	0	0.00%	0	0.00%
	Under Votes:	0	0.00%	0	0.00%	0	0.00%	0	0.00%
PRESIDENT of the UNITED STATES, Vote For 1									
	Martin J. O'MALLEY	0	0.00%	0	0.00%	4	3.74%	4	3.74%
	Bernard "Bernie" SANDERS	0	0.00%	0	0.00%	39	36.45%	39	36.45%
	Hillary CLINTON	0	0.00%	0	0.00%	52	48.60%	52	48.60%
	Roque Rocky DE LA FUENTE	0	0.00%	0	0.00%	0	0.00%	0	0.00%
	"UNCOMMITTED"	0	0.00%	0	0.00%	12	11.21%	12	11.21%
	Cast Votes:	0	0.00%	0	0.00%	107	98.17%	107	98.17%
	Over Votes:	0	0.00%	0	0.00%	0	0.00%	0	0.00%
	Under Votes:	0	0.00%	0	0.00%	2	1.83%	2	1.83%
UNITED STATES SENATOR, Vote For 1									
	Jim GRAY	0	0.00%	0	0.00%	70	73.68%	70	73.68%
	Rory HOULIHAN	0	0.00%	0	0.00%	4	4.21%	4	4.21%
	Jeff KENDER	0	0.00%	0	0.00%	4	4.21%	4	4.21%
	Ron LEACH	0	0.00%	0	0.00%	10	10.53%	10	10.53%
	Tom RECKTENWALD	0	0.00%	0	0.00%	2	2.11%	2	2.11%
	Grant T. SHORT	0	0.00%	0	0.00%	2	2.11%	2	2.11%
	Sellus WILDER	0	0.00%	0	0.00%	3	3.16%	3	3.16%
	Cast Votes:	0	0.00%	0	0.00%	95	87.16%	95	87.16%
	Over Votes:	0	0.00%	0	0.00%	0	0.00%	0	0.00%
	Under Votes:	0	0.00%	0	0.00%	14	12.84%	14	12.84%

Precinct Report — Unofficial

PRESIDENTIAL PREFERENCE AND REGULAR PRIMARY — OFFICIAL BALLOT FOR MARION COUNTY — May 17, 2016

05/17/2016 07:44 PM

Total Number of Voters : 2,633 of 0 = 0.00%

Precincts Reporting 18 of 18 = 100.00%

Party	Candidate	Absentee		Early		Election		Total	
Precinct E101 (Ballots Cast: 121)									
UNITED STATES REPRESENTATIVE in CONGRESS 1st Congressional District, Vote For 1									
	Tom OSBORNE	0	0.00%	0	0.00%	34	43.04%	34	43.04%
	Samuel L. GASKINS	0	0.00%	0	0.00%	45	56.96%	45	56.96%
	Cast Votes:	0	0.00%	0	0.00%	79	72.48%	79	72.48%
	Over Votes:	0	0.00%	0	0.00%	0	0.00%	0	0.00%
	Under Votes:	0	0.00%	0	0.00%	30	27.52%	30	27.52%

Precinct Report — Unofficial

PRESIDENTIAL PREFERENCE AND REGULAR PRIMARY — OFFICIAL BALLOT FOR MARION COUNTY — May 17, 2016

05/17/2016 07:44 PM

Total Number of Voters : 2,633 of 0 = 0.00%

Precincts Reporting 18 of 18 = 100.00%

Party	Candidate	Absentee		Early		Election		Total	
Precinct E102 (Ballots Cast: 197)									
UNITED STATES SENATOR, Vote For 1									
	James R. GOULD	0	0.00%	0	0.00%	1	7.14%	1	7.14%
	Rand PAUL	0	0.00%	0	0.00%	13	92.86%	13	92.86%
	Stephen Howard SLAUGHTER	0	0.00%	0	0.00%	0	0.00%	0	0.00%
	Cast Votes:	0	0.00%	0	0.00%	14	100.00%	14	100.00%
	Over Votes:	0	0.00%	0	0.00%	0	0.00%	0	0.00%
	Under Votes:	0	0.00%	0	0.00%	0	0.00%	0	0.00%
UNITED STATES REPRESENTATIVE in CONGRESS 1st Congressional District, Vote For 1									
	Mike PAPE	0	0.00%	0	0.00%	2	14.29%	2	14.29%
	Miles A. CAUGHEY JR.	0	0.00%	0	0.00%	0	0.00%	0	0.00%
	Jason BATTS	0	0.00%	0	0.00%	4	28.57%	4	28.57%
	James R. COMER	0	0.00%	0	0.00%	8	57.14%	8	57.14%
	Cast Votes:	0	0.00%	0	0.00%	14	100.00%	14	100.00%
	Over Votes:	0	0.00%	0	0.00%	0	0.00%	0	0.00%
	Under Votes:	0	0.00%	0	0.00%	0	0.00%	0	0.00%
STATE REPRESENTATIVE 24th Representative District, Vote For 1									
	William Brandon REED	0	0.00%	0	0.00%	8	57.14%	8	57.14%
	Richard TREITZ	0	0.00%	0	0.00%	6	42.86%	6	42.86%
	Cast Votes:	0	0.00%	0	0.00%	14	100.00%	14	100.00%
	Over Votes:	0	0.00%	0	0.00%	0	0.00%	0	0.00%
	Under Votes:	0	0.00%	0	0.00%	0	0.00%	0	0.00%
PRESIDENT of the UNITED STATES, Vote For 1									
	Martin J. O'MALLEY	0	0.00%	0	0.00%	2	1.10%	2	1.10%
	Bernard "Bernie" SANDERS	0	0.00%	0	0.00%	83	45.60%	83	45.60%
	Hillary CLINTON	0	0.00%	0	0.00%	81	44.51%	81	44.51%
	Roque Rocky DE LA FUENTE	0	0.00%	0	0.00%	1	0.55%	1	0.55%
	"UNCOMMITTED"	0	0.00%	0	0.00%	15	8.24%	15	8.24%
	Cast Votes:	0	0.00%	0	0.00%	182	99.45%	182	99.45%
	Over Votes:	0	0.00%	0	0.00%	0	0.00%	0	0.00%
	Under Votes:	0	0.00%	0	0.00%	1	0.55%	1	0.55%
UNITED STATES SENATOR, Vote For 1									
	Jim GRAY	0	0.00%	0	0.00%	107	67.72%	107	67.72%
	Rory HOULIHAN	0	0.00%	0	0.00%	8	5.06%	8	5.06%
	Jeff KENDER	0	0.00%	0	0.00%	5	3.16%	5	3.16%
	Ron LEACH	0	0.00%	0	0.00%	15	9.49%	15	9.49%
	Tom RECKTENWALD	0	0.00%	0	0.00%	5	3.16%	5	3.16%
	Grant T. SHORT	0	0.00%	0	0.00%	5	3.16%	5	3.16%
	Sellus WILDER	0	0.00%	0	0.00%	13	8.23%	13	8.23%
	Cast Votes:	0	0.00%	0	0.00%	158	86.34%	158	86.34%
	Over Votes:	0	0.00%	0	0.00%	0	0.00%	0	0.00%
	Under Votes:	0	0.00%	0	0.00%	25	13.66%	25	13.66%

Precinct Report — Unofficial

PRESIDENTIAL PREFERENCE AND REGULAR PRIMARY — OFFICIAL BALLOT FOR MARION COUNTY — May 17, 2016

05/17/2016 07:44 PM

Total Number of Voters : 2,633 of 0 = 0.00%

Precincts Reporting 18 of 18 = 100.00%

Party	Candidate	Absentee		Early		Election		Total	
Precinct E102 (Ballots Cast: 197)									
UNITED STATES REPRESENTATIVE in CONGRESS 1st Congressional District, Vote For 1									
	Tom OSBORNE	0	0.00%	0	0.00%	58	45.67%	58	45.67%
	Samuel L. GASKINS	0	0.00%	0	0.00%	69	54.33%	69	54.33%
	Cast Votes:	0	0.00%	0	0.00%	127	69.40%	127	69.40%
	Over Votes:	0	0.00%	0	0.00%	0	0.00%	0	0.00%
	Under Votes:	0	0.00%	0	0.00%	56	30.60%	56	30.60%

Precinct Report — Unofficial

PRESIDENTIAL PREFERENCE AND REGULAR PRIMARY — OFFICIAL BALLOT FOR MARION COUNTY — May 17, 2016

05/17/2016 07:44 PM

Total Number of Voters : 2,633 of 0 = 0.00%

Precincts Reporting 18 of 18 = 100.00%

Party	Candidate	Absentee		Early		Election		Total	
Precinct E103 (Ballots Cast: 245)									
UNITED STATES SENATOR, Vote For 1									
	James R. GOULD	0	0.00%	0	0.00%	4	23.53%	4	23.53%
	Rand PAUL	0	0.00%	0	0.00%	13	76.47%	13	76.47%
	Stephen Howard SLAUGHTER	0	0.00%	0	0.00%	0	0.00%	0	0.00%
	Cast Votes:	0	0.00%	0	0.00%	17	85.00%	17	85.00%
	Over Votes:	0	0.00%	0	0.00%	0	0.00%	0	0.00%
	Under Votes:	0	0.00%	0	0.00%	3	15.00%	3	15.00%
UNITED STATES REPRESENTATIVE in CONGRESS 1st Congressional District, Vote For 1									
	Mike PAPE	0	0.00%	0	0.00%	3	17.65%	3	17.65%
	Miles A. CAUGHEY JR.	0	0.00%	0	0.00%	1	5.88%	1	5.88%
	Jason BATTS	0	0.00%	0	0.00%	2	11.76%	2	11.76%
	James R. COMER	0	0.00%	0	0.00%	11	64.71%	11	64.71%
	Cast Votes:	0	0.00%	0	0.00%	17	85.00%	17	85.00%
	Over Votes:	0	0.00%	0	0.00%	0	0.00%	0	0.00%
	Under Votes:	0	0.00%	0	0.00%	3	15.00%	3	15.00%
STATE REPRESENTATIVE 24th Representative District, Vote For 1									
	William Brandon REED	0	0.00%	0	0.00%	12	66.67%	12	66.67%
	Richard TREITZ	0	0.00%	0	0.00%	6	33.33%	6	33.33%
	Cast Votes:	0	0.00%	0	0.00%	18	90.00%	18	90.00%
	Over Votes:	0	0.00%	0	0.00%	0	0.00%	0	0.00%
	Under Votes:	0	0.00%	0	0.00%	2	10.00%	2	10.00%
PRESIDENT of the UNITED STATES, Vote For 1									
	Martin J. O'MALLEY	0	0.00%	0	0.00%	0	0.00%	0	0.00%
	Bernard "Bernie" SANDERS	0	0.00%	0	0.00%	110	48.89%	110	48.89%
	Hillary CLINTON	0	0.00%	0	0.00%	106	47.11%	106	47.11%
	Roque Rocky DE LA FUENTE	0	0.00%	0	0.00%	1	0.44%	1	0.44%
	"UNCOMMITTED"	0	0.00%	0	0.00%	8	3.56%	8	3.56%
	Cast Votes:	0	0.00%	0	0.00%	225	100.00%	225	100.00%
	Over Votes:	0	0.00%	0	0.00%	0	0.00%	0	0.00%
	Under Votes:	0	0.00%	0	0.00%	0	0.00%	0	0.00%
UNITED STATES SENATOR, Vote For 1									
	Jim GRAY	0	0.00%	0	0.00%	126	70.39%	126	70.39%
	Rory HOULIHAN	0	0.00%	0	0.00%	7	3.91%	7	3.91%
	Jeff KENDER	0	0.00%	0	0.00%	4	2.23%	4	2.23%
	Ron LEACH	0	0.00%	0	0.00%	17	9.50%	17	9.50%
	Tom RECKTENWALD	0	0.00%	0	0.00%	4	2.23%	4	2.23%
	Grant T. SHORT	0	0.00%	0	0.00%	4	2.23%	4	2.23%
	Sellus WILDER	0	0.00%	0	0.00%	17	9.50%	17	9.50%
	Cast Votes:	0	0.00%	0	0.00%	179	79.56%	179	79.56%
	Over Votes:	0	0.00%	0	0.00%	0	0.00%	0	0.00%
	Under Votes:	0	0.00%	0	0.00%	46	20.44%	46	20.44%

Precinct Report — Unofficial

PRESIDENTIAL PREFERENCE AND REGULAR PRIMARY — OFFICIAL BALLOT FOR MARION COUNTY — May 17, 2016

05/17/2016 07:44 PM

Total Number of Voters : 2,633 of 0 = 0.00%

Precincts Reporting 18 of 18 = 100.00%

Party	Candidate	Absentee		Early		Election		Total	
Precinct E103 (Ballots Cast: 245)									
UNITED STATES REPRESENTATIVE in CONGRESS 1st Congressional District, Vote For 1									
	Tom OSBORNE	0	0.00%	0	0.00%	119	71.26%	119	71.26%
	Samuel L. GASKINS	0	0.00%	0	0.00%	48	28.74%	48	28.74%
	Cast Votes:	0	0.00%	0	0.00%	167	74.22%	167	74.22%
	Over Votes:	0	0.00%	0	0.00%	0	0.00%	0	0.00%
	Under Votes:	0	0.00%	0	0.00%	58	25.78%	58	25.78%

Total Number of Voters : 2,633 of 0 = 0.00%

Precincts Reporting 18 of 18 = 100.00%

Party	Candidate	Absentee		Early		Election		Total	
Precinct H101 (Ballots Cast: 203)									
UNITED STATES SENATOR, Vote For 1									
	James R. GOULD	0	0.00%	0	0.00%	1	7.14%	1	7.14%
	Rand PAUL	0	0.00%	0	0.00%	11	78.57%	11	78.57%
	Stephen Howard SLAUGHTER	0	0.00%	0	0.00%	2	14.29%	2	14.29%
	Cast Votes:	0	0.00%	0	0.00%	14	100.00%	14	100.00%
	Over Votes:	0	0.00%	0	0.00%	0	0.00%	0	0.00%
	Under Votes:	0	0.00%	0	0.00%	0	0.00%	0	0.00%
UNITED STATES REPRESENTATIVE in CONGRESS 1st Congressional District, Vote For 1									
	Mike PAPE	0	0.00%	0	0.00%	1	7.14%	1	7.14%
	Miles A. CAUGHEY JR.	0	0.00%	0	0.00%	1	7.14%	1	7.14%
	Jason BATTS	0	0.00%	0	0.00%	4	28.57%	4	28.57%
	James R. COMER	0	0.00%	0	0.00%	8	57.14%	8	57.14%
	Cast Votes:	0	0.00%	0	0.00%	14	100.00%	14	100.00%
	Over Votes:	0	0.00%	0	0.00%	0	0.00%	0	0.00%
	Under Votes:	0	0.00%	0	0.00%	0	0.00%	0	0.00%
STATE REPRESENTATIVE 24th Representative District, Vote For 1									
	William Brandon REED	0	0.00%	0	0.00%	11	78.57%	11	78.57%
	Richard TREITZ	0	0.00%	0	0.00%	3	21.43%	3	21.43%
	Cast Votes:	0	0.00%	0	0.00%	14	100.00%	14	100.00%
	Over Votes:	0	0.00%	0	0.00%	0	0.00%	0	0.00%
	Under Votes:	0	0.00%	0	0.00%	0	0.00%	0	0.00%
PRESIDENT of the UNITED STATES, Vote For 1									
	Martin J. O'MALLEY	0	0.00%	0	0.00%	2	1.09%	2	1.09%
	Bernard "Bernie" SANDERS	0	0.00%	0	0.00%	78	42.39%	78	42.39%
	Hillary CLINTON	0	0.00%	0	0.00%	96	52.17%	96	52.17%
	Roque Rocky DE LA FUENTE	0	0.00%	0	0.00%	1	0.54%	1	0.54%
	"UNCOMMITTED"	0	0.00%	0	0.00%	7	3.80%	7	3.80%
	Cast Votes:	0	0.00%	0	0.00%	184	97.35%	184	97.35%
	Over Votes:	0	0.00%	0	0.00%	0	0.00%	0	0.00%
	Under Votes:	0	0.00%	0	0.00%	5	2.65%	5	2.65%
UNITED STATES SENATOR, Vote For 1									
	Jim GRAY	0	0.00%	0	0.00%	99	63.87%	99	63.87%
	Rory HOULIHAN	0	0.00%	0	0.00%	10	6.45%	10	6.45%
	Jeff KENDER	0	0.00%	0	0.00%	11	7.10%	11	7.10%
	Ron LEACH	0	0.00%	0	0.00%	12	7.74%	12	7.74%
	Tom RECKTENWALD	0	0.00%	0	0.00%	6	3.87%	6	3.87%
	Grant T. SHORT	0	0.00%	0	0.00%	3	1.94%	3	1.94%
	Sellus WILDER	0	0.00%	0	0.00%	14	9.03%	14	9.03%
	Cast Votes:	0	0.00%	0	0.00%	155	82.01%	155	82.01%
	Over Votes:	0	0.00%	0	0.00%	0	0.00%	0	0.00%
	Under Votes:	0	0.00%	0	0.00%	34	17.99%	34	17.99%

Precinct Report — Unofficial

PRESIDENTIAL PREFERENCE AND REGULAR PRIMARY — OFFICIAL BALLOT FOR MARION COUNTY — May 17, 2016

05/17/2016 07:44 PM

Total Number of Voters : 2,633 of 0 = 0.00%

Precincts Reporting 18 of 18 = 100.00%

Party	Candidate	Absentee		Early		Election		Total	
Precinct H101 (Ballots Cast: 203)									
UNITED STATES REPRESENTATIVE in CONGRESS 1st Congressional District, Vote For 1									
	Tom OSBORNE	0	0.00%	0	0.00%	12	12.90%	12	12.90%
	Samuel L. GASKINS	0	0.00%	0	0.00%	81	87.10%	81	87.10%
	Cast Votes:	0	0.00%	0	0.00%	93	49.21%	93	49.21%
	Over Votes:	0	0.00%	0	0.00%	0	0.00%	0	0.00%
	Under Votes:	0	0.00%	0	0.00%	96	50.79%	96	50.79%

Precinct Report — Unofficial

PRESIDENTIAL PREFERENCE AND REGULAR PRIMARY — OFFICIAL BALLOT FOR MARION COUNTY — May 17, 2016

05/17/2016 07:44 PM

Total Number of Voters : 2,633 of 0 = 0.00%

Precincts Reporting 18 of 18 = 100.00%

Party	Candidate	Absentee		Early		Election		Total	
Precinct H102 (Ballots Cast: 117)									
UNITED STATES SENATOR, Vote For 1									
	James R. GOULD	0	0.00%	0	0.00%	0	0.00%	0	0.00%
	Rand PAUL	0	0.00%	0	0.00%	6	100.00%	6	100.00%
	Stephen Howard SLAUGHTER	0	0.00%	0	0.00%	0	0.00%	0	0.00%
	Cast Votes:	0	0.00%	0	0.00%	6	100.00%	6	100.00%
	Over Votes:	0	0.00%	0	0.00%	0	0.00%	0	0.00%
	Under Votes:	0	0.00%	0	0.00%	0	0.00%	0	0.00%
UNITED STATES REPRESENTATIVE in CONGRESS 1st Congressional District, Vote For 1									
	Mike PAPE	0	0.00%	0	0.00%	0	0.00%	0	0.00%
	Miles A. CAUGHEY JR.	0	0.00%	0	0.00%	0	0.00%	0	0.00%
	Jason BATTS	0	0.00%	0	0.00%	1	20.00%	1	20.00%
	James R. COMER	0	0.00%	0	0.00%	4	80.00%	4	80.00%
	Cast Votes:	0	0.00%	0	0.00%	5	83.33%	5	83.33%
	Over Votes:	0	0.00%	0	0.00%	0	0.00%	0	0.00%
	Under Votes:	0	0.00%	0	0.00%	1	16.67%	1	16.67%
STATE REPRESENTATIVE 24th Representative District, Vote For 1									
	William Brandon REED	0	0.00%	0	0.00%	1	20.00%	1	20.00%
	Richard TREITZ	0	0.00%	0	0.00%	4	80.00%	4	80.00%
	Cast Votes:	0	0.00%	0	0.00%	5	83.33%	5	83.33%
	Over Votes:	0	0.00%	0	0.00%	0	0.00%	0	0.00%
	Under Votes:	0	0.00%	0	0.00%	1	16.67%	1	16.67%
PRESIDENT of the UNITED STATES, Vote For 1									
	Martin J. O'MALLEY	0	0.00%	0	0.00%	3	2.75%	3	2.75%
	Bernard "Bernie" SANDERS	0	0.00%	0	0.00%	51	46.79%	51	46.79%
	Hillary CLINTON	0	0.00%	0	0.00%	49	44.95%	49	44.95%
	Roque Rocky DE LA FUENTE	0	0.00%	0	0.00%	1	0.92%	1	0.92%
	"UNCOMMITTED"	0	0.00%	0	0.00%	5	4.59%	5	4.59%
	Cast Votes:	0	0.00%	0	0.00%	109	98.20%	109	98.20%
	Over Votes:	0	0.00%	0	0.00%	0	0.00%	0	0.00%
	Under Votes:	0	0.00%	0	0.00%	2	1.80%	2	1.80%
UNITED STATES SENATOR, Vote For 1									
	Jim GRAY	0	0.00%	0	0.00%	71	73.96%	71	73.96%
	Rory HOULIHAN	0	0.00%	0	0.00%	2	2.08%	2	2.08%
	Jeff KENDER	0	0.00%	0	0.00%	5	5.21%	5	5.21%
	Ron LEACH	0	0.00%	0	0.00%	10	10.42%	10	10.42%
	Tom RECKTENWALD	0	0.00%	0	0.00%	0	0.00%	0	0.00%
	Grant T. SHORT	0	0.00%	0	0.00%	0	0.00%	0	0.00%
	Sellus WILDER	0	0.00%	0	0.00%	8	8.33%	8	8.33%
	Cast Votes:	0	0.00%	0	0.00%	96	86.49%	96	86.49%
	Over Votes:	0	0.00%	0	0.00%	0	0.00%	0	0.00%
	Under Votes:	0	0.00%	0	0.00%	15	13.51%	15	13.51%

Precinct Report — Unofficial

PRESIDENTIAL PREFERENCE AND REGULAR PRIMARY — OFFICIAL BALLOT FOR MARION COUNTY — May 17, 2016

05/17/2016 07:44 PM

Total Number of Voters : 2,633 of 0 = 0.00%

Precincts Reporting 18 of 18 = 100.00%

Party	Candidate	Absentee		Early		Election		Total	
Precinct H102 (Ballots Cast: 117)									
UNITED STATES REPRESENTATIVE in CONGRESS 1st Congressional District, Vote For 1									
	Tom OSBORNE	0	0.00%	0	0.00%	68	79.07%	68	79.07%
	Samuel L. GASKINS	0	0.00%	0	0.00%	18	20.93%	18	20.93%
	Cast Votes:	0	0.00%	0	0.00%	86	77.48%	86	77.48%
	Over Votes:	0	0.00%	0	0.00%	0	0.00%	0	0.00%
	Under Votes:	0	0.00%	0	0.00%	25	22.52%	25	22.52%

Precinct Report — Unofficial

PRESIDENTIAL PREFERENCE AND REGULAR PRIMARY — OFFICIAL BALLOT FOR MARION COUNTY — May 17, 2016

05/17/2016 07:44 PM

Total Number of Voters : 2,633 of 0 = 0.00%

Precincts Reporting 18 of 18 = 100.00%

Party	Candidate	Absentee		Early		Election		Total	
Precinct H103 (Ballots Cast: 101)									
UNITED STATES SENATOR, Vote For 1									
	James R. GOULD	0	0.00%	0	0.00%	1	9.09%	1	9.09%
	Rand PAUL	0	0.00%	0	0.00%	9	81.82%	9	81.82%
	Stephen Howard SLAUGHTER	0	0.00%	0	0.00%	1	9.09%	1	9.09%
	Cast Votes:	0	0.00%	0	0.00%	11	100.00%	11	100.00%
	Over Votes:	0	0.00%	0	0.00%	0	0.00%	0	0.00%
	Under Votes:	0	0.00%	0	0.00%	0	0.00%	0	0.00%
UNITED STATES REPRESENTATIVE in CONGRESS 1st Congressional District, Vote For 1									
	Mike PAPE	0	0.00%	0	0.00%	1	11.11%	1	11.11%
	Miles A. CAUGHEY JR.	0	0.00%	0	0.00%	2	22.22%	2	22.22%
	Jason BATTS	0	0.00%	0	0.00%	1	11.11%	1	11.11%
	James R. COMER	0	0.00%	0	0.00%	5	55.56%	5	55.56%
	Cast Votes:	0	0.00%	0	0.00%	9	81.82%	9	81.82%
	Over Votes:	0	0.00%	0	0.00%	0	0.00%	0	0.00%
	Under Votes:	0	0.00%	0	0.00%	2	18.18%	2	18.18%
STATE REPRESENTATIVE 24th Representative District, Vote For 1									
	William Brandon REED	0	0.00%	0	0.00%	5	62.50%	5	62.50%
	Richard TREITZ	0	0.00%	0	0.00%	3	37.50%	3	37.50%
	Cast Votes:	0	0.00%	0	0.00%	8	72.73%	8	72.73%
	Over Votes:	0	0.00%	0	0.00%	0	0.00%	0	0.00%
	Under Votes:	0	0.00%	0	0.00%	3	27.27%	3	27.27%
PRESIDENT of the UNITED STATES, Vote For 1									
	Martin J. O'MALLEY	0	0.00%	0	0.00%	3	3.33%	3	3.33%
	Bernard "Bernie" SANDERS	0	0.00%	0	0.00%	26	28.89%	26	28.89%
	Hillary CLINTON	0	0.00%	0	0.00%	54	60.00%	54	60.00%
	Roque Rocky DE LA FUENTE	0	0.00%	0	0.00%	0	0.00%	0	0.00%
	"UNCOMMITTED"	0	0.00%	0	0.00%	7	7.78%	7	7.78%
	Cast Votes:	0	0.00%	0	0.00%	90	100.00%	90	100.00%
	Over Votes:	0	0.00%	0	0.00%	0	0.00%	0	0.00%
	Under Votes:	0	0.00%	0	0.00%	0	0.00%	0	0.00%
UNITED STATES SENATOR, Vote For 1									
	Jim GRAY	0	0.00%	0	0.00%	60	75.95%	60	75.95%
	Rory HOULIHAN	0	0.00%	0	0.00%	4	5.06%	4	5.06%
	Jeff KENDER	0	0.00%	0	0.00%	3	3.80%	3	3.80%
	Ron LEACH	0	0.00%	0	0.00%	2	2.53%	2	2.53%
	Tom RECKTENWALD	0	0.00%	0	0.00%	4	5.06%	4	5.06%
	Grant T. SHORT	0	0.00%	0	0.00%	2	2.53%	2	2.53%
	Sellus WILDER	0	0.00%	0	0.00%	4	5.06%	4	5.06%
	Cast Votes:	0	0.00%	0	0.00%	79	87.78%	79	87.78%
	Over Votes:	0	0.00%	0	0.00%	0	0.00%	0	0.00%
	Under Votes:	0	0.00%	0	0.00%	11	12.22%	11	12.22%

Precinct Report — Unofficial

PRESIDENTIAL PREFERENCE AND REGULAR PRIMARY — OFFICIAL BALLOT FOR MARION COUNTY — May 17, 2016

05/17/2016 07:44 PM

Total Number of Voters : 2,633 of 0 = 0.00%

Precincts Reporting 18 of 18 = 100.00%

Party	Candidate	Absentee		Early		Election		Total	
Precinct H103 (Ballots Cast: 101)									
UNITED STATES REPRESENTATIVE in CONGRESS 1st Congressional District, Vote For 1									
	Tom OSBORNE	0	0.00%	0	0.00%	48	73.85%	48	73.85%
	Samuel L. GASKINS	0	0.00%	0	0.00%	17	26.15%	17	26.15%
	Cast Votes:	0	0.00%	0	0.00%	65	72.22%	65	72.22%
	Over Votes:	0	0.00%	0	0.00%	0	0.00%	0	0.00%
	Under Votes:	0	0.00%	0	0.00%	25	27.78%	25	27.78%

Total Number of Voters : 2,633 of 0 = 0.00%

Precincts Reporting 18 of 18 = 100.00%

Party	Candidate	Absentee		Early		Election		Total	
Precinct H104 (Ballots Cast: 93)									
UNITED STATES SENATOR, Vote For 1									
	James R. GOULD	0	0.00%	0	0.00%	0	0.00%	0	0.00%
	Rand PAUL	0	0.00%	0	0.00%	6	100.00%	6	100.00%
	Stephen Howard SLAUGHTER	0	0.00%	0	0.00%	0	0.00%	0	0.00%
	Cast Votes:	0	0.00%	0	0.00%	6	100.00%	6	100.00%
	Over Votes:	0	0.00%	0	0.00%	0	0.00%	0	0.00%
	Under Votes:	0	0.00%	0	0.00%	0	0.00%	0	0.00%
UNITED STATES REPRESENTATIVE in CONGRESS 1st Congressional District, Vote For 1									
	Mike PAPE	0	0.00%	0	0.00%	0	0.00%	0	0.00%
	Miles A. CAUGHEY JR.	0	0.00%	0	0.00%	1	16.67%	1	16.67%
	Jason BATTS	0	0.00%	0	0.00%	1	16.67%	1	16.67%
	James R. COMER	0	0.00%	0	0.00%	4	66.67%	4	66.67%
	Cast Votes:	0	0.00%	0	0.00%	6	100.00%	6	100.00%
	Over Votes:	0	0.00%	0	0.00%	0	0.00%	0	0.00%
	Under Votes:	0	0.00%	0	0.00%	0	0.00%	0	0.00%
STATE REPRESENTATIVE 24th Representative District, Vote For 1									
	William Brandon REED	0	0.00%	0	0.00%	2	33.33%	2	33.33%
	Richard TREITZ	0	0.00%	0	0.00%	4	66.67%	4	66.67%
	Cast Votes:	0	0.00%	0	0.00%	6	100.00%	6	100.00%
	Over Votes:	0	0.00%	0	0.00%	0	0.00%	0	0.00%
	Under Votes:	0	0.00%	0	0.00%	0	0.00%	0	0.00%
PRESIDENT of the UNITED STATES, Vote For 1									
	Martin J. O'MALLEY	0	0.00%	0	0.00%	1	1.16%	1	1.16%
	Bernard "Bernie" SANDERS	0	0.00%	0	0.00%	30	34.88%	30	34.88%
	Hillary CLINTON	0	0.00%	0	0.00%	51	59.30%	51	59.30%
	Roque Rocky DE LA FUENTE	0	0.00%	0	0.00%	0	0.00%	0	0.00%
	"UNCOMMITTED"	0	0.00%	0	0.00%	4	4.65%	4	4.65%
	Cast Votes:	0	0.00%	0	0.00%	86	98.85%	86	98.85%
	Over Votes:	0	0.00%	0	0.00%	0	0.00%	0	0.00%
	Under Votes:	0	0.00%	0	0.00%	1	1.15%	1	1.15%
UNITED STATES SENATOR, Vote For 1									
	Jim GRAY	0	0.00%	0	0.00%	43	61.43%	43	61.43%
	Rory HOULIHAN	0	0.00%	0	0.00%	1	1.43%	1	1.43%
	Jeff KENDER	0	0.00%	0	0.00%	6	8.57%	6	8.57%
	Ron LEACH	0	0.00%	0	0.00%	4	5.71%	4	5.71%
	Tom RECKTENWALD	0	0.00%	0	0.00%	1	1.43%	1	1.43%
	Grant T. SHORT	0	0.00%	0	0.00%	9	12.86%	9	12.86%
	Sellus WILDER	0	0.00%	0	0.00%	6	8.57%	6	8.57%
	Cast Votes:	0	0.00%	0	0.00%	70	80.46%	70	80.46%
	Over Votes:	0	0.00%	0	0.00%	0	0.00%	0	0.00%
	Under Votes:	0	0.00%	0	0.00%	17	19.54%	17	19.54%

Precinct Report — Unofficial

PRESIDENTIAL PREFERENCE AND REGULAR PRIMARY — OFFICIAL BALLOT FOR MARION COUNTY — May 17, 2016

05/17/2016 07:44 PM

Total Number of Voters : 2,633 of 0 = 0.00%

Precincts Reporting 18 of 18 = 100.00%

Party	Candidate	Absentee		Early		Election		Total	
Precinct H104 (Ballots Cast: 93)									
UNITED STATES REPRESENTATIVE in CONGRESS 1st Congressional District, Vote For 1									
	Tom OSBORNE	0	0.00%	0	0.00%	48	70.59%	48	70.59%
	Samuel L. GASKINS	0	0.00%	0	0.00%	20	29.41%	20	29.41%
	Cast Votes:	0	0.00%	0	0.00%	68	78.16%	68	78.16%
	Over Votes:	0	0.00%	0	0.00%	0	0.00%	0	0.00%
	Under Votes:	0	0.00%	0	0.00%	19	21.84%	19	21.84%

Precinct Turnout — Total Voters — Unofficial

PRESIDENTIAL PREFERENCE AND REGULAR PRIMARY — OFFICIAL BALLOT FOR MARION COUNTY — May 17, 2016

05/17/2016 07:43 PM

Total Number of Voters : 2,633 of 0 = 0.00%

Precincts Reporting 18 of 18 = 100.00%

Precinct Name	Reg Voters	# Ballots	% Turn Out
AB	0	114	0.00%
A101	0	109	0.00%
A102	0	117	0.00%
A103	0	129	0.00%
A104	0	107	0.00%
C102	0	276	0.00%
C103	0	121	0.00%
C105	0	63	0.00%
D102	0	249	0.00%
D103	0	171	0.00%
D104	0	100	0.00%
E101	0	121	0.00%
E102	0	197	0.00%
E103	0	245	0.00%
H101	0	203	0.00%
H102	0	117	0.00%
H103	0	101	0.00%
H104	0	93	0.00%
Totals:	**0**	**2,633**	**0.00%**

Precinct Name	Reg Voters	# Ballots	% Turn Out

Precinct Election Day Status (with MBB IDs) — by # of MBBs — Unofficial

PRESIDENTIAL PREFERENCE AND REGULAR PRIMARY — OFFICIAL BALLOT FOR MARION COUNTY — May 17,2016

05/17/2016 07:40 PM

Total Number of Voters : 2,633 of 0 = 0.00%

Precincts Reporting 18 of 18 = 100.00%

Precinct Name	MBB ID	
AB		
	32	
	31	
	Total Number of Ballots for Precinct AB:	114
	Total Number of MBBs:	2
A101		
	30	
	49	
	Total Number of Ballots for Precinct A101:	109
	Total Number of MBBs:	2
A103		
	28	
	47	
	Total Number of Ballots for Precinct A103:	129
	Total Number of MBBs:	2
A104		
	27	
	46	
	Total Number of Ballots for Precinct A104:	107
	Total Number of MBBs:	2
C102		
	26	
	45	
	Total Number of Ballots for Precinct C102:	276
	Total Number of MBBs:	2
C103		
	44	
	25	
	Total Number of Ballots for Precinct C103:	121
	Total Number of MBBs:	2
C105		
	24	
	43	
	Total Number of Ballots for Precinct C105:	63
	Total Number of MBBs:	2
D102		
	23	
	42	
	Total Number of Ballots for Precinct D102:	249
	Total Number of MBBs:	2
D103		
	41	
	22	
	Total Number of Ballots for Precinct D103:	171
	Total Number of MBBs:	2
D104		
	21	
	40	
	Total Number of Ballots for Precinct D104:	100
	Total Number of MBBs:	2
E101		
	20	
	39	
	Total Number of Ballots for Precinct E101:	121
	Total Number of MBBs:	2
E102		
	13	
	19	
	Total Number of Ballots for Precinct E102:	197
	Total Number of MBBs:	2
E103		
	18	
	37	
	Total Number of Ballots for Precinct E103:	245
	Total Number of MBBs:	2

Precinct Election Day Status (with MBB IDs) — by # of MBBs — Unofficial

PRESIDENTIAL PREFERENCE AND REGULAR PRIMARY — OFFICIAL BALLOT FOR MARION COUNTY — May 17,2016

05/17/2016 07:40 PM

Total Number of Voters : 2,633 of 0 = 0.00%

Precincts Reporting 18 of 18 = 100.00%

Precinct Name	MBB ID		Precinct Name	MBB ID
H101				
	17			
	36			
	Total Number of Ballots for Precinct H101:	203		
	Total Number of MBBs:	2		
H102				
	35			
	16			
	Total Number of Ballots for Precinct H102:	117		
	Total Number of MBBs:	2		
H103				
	34			
	15			
	Total Number of Ballots for Precinct H103:	101		
	Total Number of MBBs:	2		
H104				
	33			
	14			
	Total Number of Ballots for Precinct H104:	93		
	Total Number of MBBs:	2		
A102				
	29			
	Total Number of Ballots for Precinct A102:	117		
	Total Number of MBBs:	1		

Primary Election MARSHALL COUNTY RECAPITULATION SHEET May 17, 2016

Total Ballots Cast	United States Senator - REP			US Rep 1st Cong Dist - REP				President of The United States - DEM				
6205	REP	REP	REP	REP	REP	REP	REP	DEM	DEM	DEM	DEM	DEM
Precinct	James R GOULD	Rand PAUL	Stephen H SLAUGHTER	Mike PAPE	Miles A CAUGHEY JR.	Jason BATTS	James R COMER	Martin J. O'MALLEY	Bernard "Bernie" SANDERS	Hillary CLINTON	Roque DE LA FUENTE	UNCOMMITTED
Absentee	3	56	1	18	0	8	37	3	30	35	0	6
South Benton	2	51	1	24	0	6	24	5	94	93	3	30
Ross	13	88	6	33	5	23	48	6	113	89	1	18
Olive	4	44	2	15	3	7	26	8	104	106	1	25
South Marshall	6	39	0	9	1	9	27	8	84	39	0	25
Hardin	2	27	2	8	1	8	15	3	83	52	0	12
Brewers	2	23	1	6	0	4	16	1	58	33	0	12
Southwest Benton	12	79	3	18	2	18	58	3	162	96	2	32
Harvey	3	35	2	8	2	7	23	3	95	48	0	20
Briensburg	4	31	1	9	0	8	20	2	80	58	1	21
Draffenville	15	81	2	37	1	14	47	9	125	71	3	31
West Benton	0	30	6	3	1	9	23	3	43	48	2	22
North Benton	3	13	3	5	0	4	10	6	57	49	0	13
West Marshall	6	51	3	15	3	12	30	6	106	32	1	24
East Marshall	13	106	3	30	8	22	64	4	83	68	1	23
Birmingham	7	60	3	19	0	9	42	3	103	67	1	19
Fairdealing	2	42	3	9	3	9	25	1	66	44	0	12
Tatumsville	4	63	0	19	0	11	39	6	59	51	0	21
Little Cypress	10	69	2	30	1	23	30	8	123	68	2	36
East Calvert	2	42	2	14	3	5	24	2	66	48	0	14
West Calvert	3	53	0	10	1	17	27	6	110	73	0	22
Sharpe	12	132	0	36	5	27	78	5	158	95	1	27
Palma	3	48	2	12	0	13	28	3	106	94	3	17
West Gilbertsville	6	54	0	15	4	13	29	3	53	39	2	6
Gilbertsville	3	26	2	5	1	6	19	3	44	24	0	11
Central Calvert	3	39	0	9	1	10	22	2	103	57	3	16
Grand Total	143	1,382	50	416	46	302	831	112	2,308	1,577	27	515

Primary Election

Total Ballots Cast	United States Senator - DEM						
6205	DEM	DEM	DEM	DEM	DEM	DEM	DEM
Precinct	Jim GRAY	Rory HOULIHAN	Jeff KENDER	Ron LEACH	Tom RECKTENWALD	Grant T SHORT	Sellus WILDER
Absentee	52	1	3	8	4	3	0
South Benton	159	7	9	9	2	11	10
Ross	144	11	14	13	3	5	15
Olive	162	6	10	10	7	9	14
South Marshall	99	2	7	14	5	5	8
Hardin	96	8	6	14	3	5	10
Brewers	62	6	6	5	2	2	9
Southwest Benton	189	11	16	20	4	11	14
Harvey	113	5	6	14	2	9	8
Briensburg	104	4	7	10	7	2	12
Draffenville	153	7	12	24	9	6	8
West Benton	78	5	2	11	2	6	5
North Benton	79	3	7	10	5	6	9
West Marshall	100	5	10	21	0	8	11
East Marshall	129	5	7	12	2	3	11
Birmingham	126	4	10	14	0	7	12
Fairdealing	82	4	3	9	3	5	8
Tatumsville	90	4	7	9	0	7	7
Little Cypress	160	4	5	23	7	6	10
East Calvert	87	2	7	10	4	5	7
West Calvert	136	4	11	13	4	4	13
Sharpe	184	13	12	22	7	10	14
Palma	162	5	11	18	3	7	12
West Gilbertsville	59	3	9	7	2	1	7
Gilbertsville	45	1	7	7	2	3	6
Central Calvert	124	5	12	12	4	6	7
Grand Total	2,974	135	216	339	93	152	247

Martin County

RECAPITULATION SHEET

RECEIVED
MAY 24 2016
State Board of Elections

	Primary Election May 17, 2016 PRECINCT	Rand PAUL	Stephen Howard SLAUGHTER	James R. GOULD	Harold "Hal" ROGERS	John BURK JR.	Martin J. O'MALLEY	Bernard "Bernie" SANDERS	Hillary CLINTON	Roque Rocky DE LA FUENTE	"UNCOMMITTED"	Tom RECKTENWALD	Grant T. SHORT	Sellus WILDER	Jim GRAY	Rory HOULIHAN	Jeff KENDER	Ron LEACH	Glenn Martin HAMMOND	Ray JONES	Chris HARRIS	Douglas Ray SAYERS
100	A101 Lower Inez	53	9	1	48	15	1	20	13	1	1	4	2	3	16	2	0	1	12	25	23	13
60	A102 Upper Inez	33	7	6	33	13	0	12	1	0	0	1	3	3	3	2	0	1	3	11	9	5
72	A103 Turkey	41	7	4	45	11	2	9	3	0	2	1	1	3	7	0	2	1	7	8	11	4
45	B101 Blacklog	22	6	6	26	9	0	8	1	0	1	1	2	1	2	1	1	0	0	10	8	1
105	B102 Coldwater	61	9	6	70	9	0	13	8	0	4	3	3	3	9	2	1	2	12	14	23	2
56	B103 John Davis	26	3	4	30	2	0	16	5	0	1	1	3	1	8	2	1	1	5	17	15	5
133	C101 Tomahawk	50	16	6	58	15	2	34	19	3	1	2	13	12	14	8	3	3	20	40	50	9
76	C102 Lick Branch	37	7	4	41	8	2	15	9	0	1	4	6	7	4	0	1	4	9	16	16	10
38	D101 Long Branch	15	0	3	10	4	0	8	8	1	1	2	2	0	4	2	0	0	8	9	16	3
48	D102 Emily	29	2	1	26	7	0	5	7	0	3	3	2	5	3	0	1	0	3	12	11	3
61	D103 Pigeon Roost	37	9	5	38	12	2	2	1	0	2	2	1	1	3	0	1	0	4	5	5	3
21	D104 Sam Moore	11	3	4	14	4	0	2	0	0	0	0	0	1	1	0	0	0	1	2	2	1
63	E101 Himlerville	27	9	3	34	5	3	11	7	0	0	3	4	2	5	0	1	1	8	16	17	4
97	E102 Warfield	40	6	4	40	8	0	30	12	0	4	3	5	6	10	2	4	4	13	28	34	8
10	Paper Abs. Ballot	8	0	0	8	0	0	1	1	0	0	0	1	1	0	0	0	0	1	0	0	2
30	Abs. Machine	11	3	1	13	2	0	5	9	0	0	1	2	1	6	1	1	1	1	14	11	4
	ABSENTEE TOTAL	19	3	1	21	2	0	6	10	0	0	1	3	2	6	1	1	1	2	14	11	6
	Votronic Machine	182	93	57	513	122	12	185	94	5	21	30	47	48	89	21	16	18	105	213	240	71
	TOTAL	201	96	58	534	124	12	191	104	5	21	31	50	50	95	22	17	19	107	227	251	77

Mason Co. - 081

Primary Election - May 17, 2016					
	Republican				
	U.S. Senator - 4th Congressional Dist.			State Representative 70th Rep. Dist.	
	James R. GOULD	**Rand PAUL**	**Stephen Howard SLAUGHTER**	**John VanMETER**	**James E. JOHNSON**
Maysville 1	1	15	1	11	2
Maysville 2	1	0	0	0	1
Maysville 3	5	23	0	19	4
Maysville 4	2	19	1	20	2
Plugtown	0	29	1	28	1
Dover 8	5	18	2	6	18
Minerva 9	2	9	0	6	4
Fernleaf & Germantown 10 & 11	2	22	2	5	18
Murphysville & Sardis 12-13-13A	2	18	1	15	3
May's Lick 14 & 15	2	41	3	29	11
Washington 17 & 17A	2	57	3	43	6
Kenton Station 16A	4	51	3	38	10
Hilltop 16	6	81	1	67	20
Helena & Lewisburg 18-19-19A	4	46	5	32	14
Limestone & Plumville 20 & 21	1	24	2	15	6
Rectorville & Orangeburg 21A & 22	2	29	3	15	11
Absentee	3	19	0	13	4
Totals	***44***	***501***	***28***	***362***	***135***

RECEIVED
JUN 01 2016
State Board of Elections

	Democratic								
	President of the United States					U.S. Senator - 4th Congressional District			
	Martin J. O'MALLEY	**Bernard "Bernie" SANDERS**	**Hillary CLINTON**	**Roque Rocky DE LA FUENTE**	**"UNCOMMITTED**	**Ron LEACH**	**Tom RECKTENWALD**	**Grant T. SHORT**	**Sellus WILDER**
Maysville 1	2	38	41	0	3	6	1	4	6
Maysville 2	1	5	34	0	0	2	1	3	4
Maysville 3	0	58	86	0	15	19	3	11	23
Maysville 4	3	38	43	0	3	12	5	5	7
Plugtown	3	37	34	0	6	5	3	8	5
Dover 8	1	15	18	0	3	4	2	3	4
Minerva 9	1	25	11	0	5	5	4	3	5
Fernleaf & Germantown 10 & 11	2	34	27	0	6	10	2	5	9
Murphysville & Sardis 12-13-13A	1	14	8	0	3	4	1	0	2
May's Lick 14 & 15	1	65	51	1	8	8	2	3	17
Washington 17 & 17A	3	77	57	0	10	19	8	4	6
Kenton Station 16A	2	106	86	1	11	21	5	12	12
Hilltop 16	2	85	90	2	23	21	3	4	13
Helena & Lewisburg 18-19-19A	1	54	38	0	5	8	2	6	10
Limestone & Plumville 20 & 21	0	23	40	0	5	8	2	2	4
Rectorville & Orangeburg 21A & 22	2	85	25	0	8	13	4	16	12
Absentee	1	16	38	0	2	2	1	3	3
Totals	***26***	***775***	***727***	***4***	***116***	***167***	***49***	***92***	***142***

	Democratic			
	U.S. Senator - 4th Congressional District			
	Jim GRAY	**Rory HOULIHAN**	**Jeff KENDER**	
Maysville 1	45	1	3	
Maysville 2	17	1	3	
Maysville 3	75	2	9	
Maysville 4	40	1	6	
Plugtown	40	0	7	
Dover 8	12	1	7	
Minerva 9	13	2	4	
Fernleaf & Germantown 10 & 11	26	1	5	
Murphysville & Sardis 12-13-13A	11	0	3	
May's Lick 14 & 15	69	1	8	
Washington 17 & 17A	84	6	6	
Kenton Station 16A	119	2	11	
Hilltop 16	122	4	12	
Helena & Lewisburg 18-19-19A	54	3	8	
Limestone & Plumville 20 & 21	30	2	3	
Rectorville & Orangeburg 21A & 22	41	2	12	
Absentee	35	3	1	
Totals	***833***	***32***	***108***	

MCCRACKEN COUNTY
2016 Primary Recap
5/17/16

May 2016 Primary

Prec	Gould	Paul	Slaughter	Pape	Caughey	Batts	Comer	Omalley	Sanders
A102A	3	17	1	1	2	11	8	2	66
A104A	2	15	0	3	4	5	5	1	24
A106A	5	14	1	2	5	1	13	3	30
A110	4	70	2	37	2	17	22	0	71
A112	7	97	2	31	3	28	47	2	93
A113	19	160	12	59	10	32	94	3	131
A113	0	0	0	0	0	0	0	0	0
A114	6	65	2	24	2	16	29	2	78
A115	3	16	0	6	1	3	9	0	50
A116	5	70	6	24	3	24	28	3	94
A116	1	1	0	1	0	1	0	0	0
A117	2	3	0	2	0	1	2	2	4
A118	5	100	4	31	2	24	50	3	114
A119A	0	6	0	2	0	3	0	0	24
A120	5	60	4	22	4	12	33	1	68
A121	0	57	0	22	1	18	15	0	32
A122	11	93	2	46	4	19	40	1	104
A124	4	28	0	11	1	10	13	5	59
A133A	1	20	4	10	5	4	6	1	41
A133A	0	1	0	0	1	0	0	0	2
AB	7	92	2	39	2	19	44	3	49
AB	2	17	3	3	0	2	18	2	21
AB	0	0	0	0	0	0	0	1	0
B103A	6	42	6	15	0	17	18	2	85
B103A	0	0	0	0	0	0	0	0	1
B113A	5	54	1	18	2	20	21	0	85
B114A	1	20	2	7	2	6	9	1	41
B114A	0	1	0	1	0	0	0	0	0
B116A	0	30	1	8	3	11	10	3	63
B116A	0	0	0	0	0	0	0	0	0
B117	6	114	3	43	1	20	61	2	52
B118A	4	23	1	10	1	5	11	1	49
B119	1	43	1	13	1	13	18	2	46
B120	5	81	2	24	3	18	43	0	69
B120	0	0	0	0	0	0	0	0	1
B121	4	69	2	24	0	12	40	3	58
B122	3	39	1	12	2	12	18	0	38
B122	0	2	0	1	0	0	0	0	1
B123	6	84	3	31	4	25	34	7	68
B124	5	97	2	20	1	37	47	3	63
B125	11	111	2	40	0	36	49	2	92
B126	12	63	2	29	3	20	25	2	45
B127	3	88	1	28	4	22	40	2	70
B129	0	1	0	0	0	0	1	1	7

B131A	5	61	4	15	3	31	21	2	73
B132A	5	84	6	36	2	20	37	3	62
B132A	0	0	0	0	0	0	0	0	1
B134	9	96	2	40	1	22	47	0	70
B135	8	107	5	45	4	30	44	2	42
C102A	4	16	0	4	2	5	10	0	44
C106	0	12	1	1	0	1	11	0	27
C107	6	91	6	27	6	33	37	2	92
C108	13	226	4	100	2	45	107	3	87
C109	15	179	1	65	7	46	79	4	84
C110	8	149	7	53	2	43	65	1	98
C112	9	114	5	33	3	42	50	6	115
C113	2	45	3	18	3	10	19	5	93
C113	0	0	0	0	0	0	0	0	1
C114	7	59	2	29	1	13	26	1	51
C115	1	28	1	8	0	9	13	2	41
C115	0	1	0	0	0	1	0	0	1
C119A	3	42	1	18	4	14	10	0	50
C120A	1	25	3	13	1	5	10	3	63
C121A	6	54	0	24	0	18	18	1	77
C122A	7	121	1	42	2	34	47	1	62
C123A	15	137	1	50	0	29	78	6	99
C123A	0	0	0	0	0	0	0	0	0
C125A	3	16	2	7	0	9	5	2	60
C128	5	96	2	38	4	33	28	2	59
	296	3723	132	1366	126	1017	1683	112	3541

Clinton	Funte	Uncom	Gray	Houlihan	Kender	Leach	Recktenwald	Short
87	0	4	73	0	3	20	0	3
81	1	7	53	2	6	10	5	7
31	0	2	43	1	6	4	2	1
56	0	11	96	3	3	13	2	4
66	1	18	101	7	13	14	2	5
94	0	22	160	6	12	28	4	5
1	0	0	0	0	0	0	0	0
48	2	4	70	4	7	17	3	6
44	0	4	55	4	6	10	3	3
99	2	9	135	5	13	22	6	3
0	0	0	0	0	0	0	0	0
6	0	0	8	1	0	0	0	0
42	1	21	96	9	7	19	1	11
55	1	2	41	3	8	6	3	1
38	1	8	73	4	7	10	2	4
32	0	5	44	3	4	6	1	2
99	0	24	146	5	12	15	3	5
42	1	15	69	8	11	9	2	5
60	0	4	55	4	7	9	4	2
4	0	0	3	1	1	1	0	0
87	0	18	87	1	7	10	3	6
35	0	8	27	0	2	8	1	6
0	0	0	0	0	0	0	0	0
69	0	8	62	5	9	15	5	3
0	0	0	0	0	0	1	0	0
97	0	7	92	10	13	20	2	11
52	0	8	60	2	6	8	1	7
0	0	0	0	0	0	0	0	0
57	1	5	65	5	6	26	3	4
1	0	0	0	1	0	0	0	0
64	0	14	83	7	3	7	4	6
55	0	6	58	6	7	7	2	7
20	1	9	47	3	1	6	0	1
44	0	11	71	4	9	14	5	6
1	0	0	0	0	1	0	0	0
38	0	16	78	1	0	9	1	2
32	0	8	55	1	2	5	2	3
0	0	0	1	0	0	0	0	0
62	0	20	94	6	10	11	2	0
38	1	13	71	6	4	8	3	4
55	2	13	106	7	7	11	3	3
34	1	15	58	6	7	4	0	4
41	1	8	69	5	4	21	1	0
4	1	1	8	0	3	0	0	1

100	0	15	112	2	16	16	1	6
54	0	17	80	1	3	16	5	1
0	0	0	1	0	0	0	0	0
50	0	8	77	4	1	17	2	4
42	2	9	55	3	2	15	0	3
155	1	5	109	4	13	21	7	5
23	0	4	29	1	3	6	3	1
64	0	13	94	6	6	16	2	4
85	1	14	123	4	10	16	3	6
110	1	21	140	5	8	12	5	6
86	0	12	126	5	8	16	4	1
69	0	18	128	6	5	19	4	5
74	0	17	127	8	9	12	4	4
0	0	0	1	0	0	0	0	0
28	3	11	59	3	8	10	0	3
24	0	8	46	2	4	7	3	1
0	0	0	1	0	0	0	0	0
59	0	9	64	4	5	14	1	5
84	0	5	86	2	7	21	3	3
65	0	11	77	5	1	20	4	1
52	0	17	82	4	3	5	0	2
92	0	22	128	6	8	14	2	6
1	0	0	1	0	0	0	0	0
98	1	6	80	9	8	21	3	7
48	2	10	71	5	5	12	2	1
3334	29	600	4410	235	360	710	139	216

Wilder	Gaskins	Baskin	Kaler	Harless	Vontesmar	Wilson	e Jones	Hendersor	T Jones
32	38	17	55	125	5	66	61	47	42
8	28	42	41	36	8	43	13	71	56
1	16	10	31	33	13	43	7	17	15
10	37	0	0	0	0	0	0	0	0
9	67	0	0	0	0	0	0	0	0
17	95	0	0	0	0	0	0	0	0
0	0	0	0	0	0	0	0	0	0
10	42	0	0	0	0	0	0	0	0
8	34	0	0	0	0	0	0	0	0
10	63	0	0	0	0	0	0	0	0
0	0	0	0	0	0	0	0	0	0
3	5	0	0	0	0	0	0	0	0
15	53	0	0	0	0	0	0	0	0
6	21	29	32	25	1	22	13	54	56
6	43	0	0	0	0	0	0	0	0
3	42	0	0	0	0	0	0	0	0
18	82	5	35	44	13	67	21	14	9
10	29	0	0	0	0	0	0	0	0
10	31	15	58	47	5	64	29	39	23
0	2	1	4	1	0	3	1	1	4
13	78	23	43	64	11	56	24	47	25
12	23	8	26	15	7	24	7	16	11
1	0	0	0	0	0	0	0	0	0
29	63	18	66	121	16	66	52	60	51
0	1	0	1	0	0	1	0	0	0
15	54	36	103	101	14	96	46	89	94
5	28	25	51	38	5	55	25	29	41
0	0	0	0	0	0	0	0	0	0
10	39	23	57	65	21	57	34	54	56
0	0	0	1	0	0	1	0	0	1
9	62	0	0	0	0	0	0	0	0
9	32	17	51	47	18	48	32	36	39
9	16	0	0	0	0	0	0	0	0
9	40	2	1	0	0	1	2	0	1
0	1	0	0	0	0	0	0	0	0
8	27	0	0	0	0	0	0	0	0
2	19	0	0	0	0	0	0	0	0
0	0	0	0	0	0	0	0	0	0
12	45	11	89	69	27	125	42	18	20
8	35	1	10	9	1	14	6	1	1
12	51	0	0	0	0	0	0	0	0
10	50	0	1	0	0	0	0	0	0
11	63	0	0	0	0	0	0	0	0
0	4	0	0	0	0	0	0	0	0

19	67	27	76	129	26	111	58	75	60
10	39	9	90	130	9	133	96	41	16
0	1	0	1	0	0	1	0	0	0
11	47	0	0	0	0	0	0	0	0
4	43	0	0	0	0	0	0	0	0
11	58	61	95	55	6	74	21	131	119
3	17	0	0	2	0	0	0	0	0
11	45	0	6	10	1	14	4	2	4
10	69	1	41	50	10	77	23	15	4
8	60	23	153	191	31	230	117	69	45
11	76	0	0	0	0	0	0	0	0
19	123	0	0	0	0	0	0	0	0
9	71	0	0	0	0	0	0	0	0
0	1	0	0	0	0	0	0	0	0
5	29	0	0	0	0	0	0	0	0
4	42	0	0	0	0	0	0	0	0
0	1	0	0	0	0	0	0	0	0
7	48	18	60	71	12	79	41	53	45
10	71	39	76	63	8	65	36	77	78
21	51	4	59	152	8	96	63	41	16
7	34	10	113	128	21	140	104	37	19
17	75	35	127	197	28	226	109	57	39
0	1	0	0	1	0	0	0	1	0
8	50	41	77	60	14	69	27	100	82
6	32	12	86	98	33	104	54	35	20
571	2610	563	1816		372	2271	1168	1327	1092

V Holland	Bennett	Rhodes	Duncan	Veltri	S Holland	Abraham	Gwinn
35	72	135	12	9	63	74	51
37	10	50	17	23	21	56	19
21	16	46	20	17	24	49	24
0	0	0	0	0	0	0	0
0	0	0	0	0	0	0	0
0	0	0	0	0	0	0	0
0	0	0	0	0	0	0	0
0	0	0	0	0	0	0	0
0	0	0	0	0	0	0	0
0	0	0	0	0	0	0	0
0	0	0	0	0	0	0	0
0	0	0	0	0	0	0	0
36	7	27	7	9	10	52	7
0	0	0	0	0	0	0	0
0	0	0	0	0	0	0	0
12	27	63	18	16	22	42	34
0	0	0	0	0	0	0	0
30	32	63	21	18	38	44	38
0	0	3	2	1	3	1	1
21	35	83	22	24	39	62	37
11	12	36	8	9	9	37	11
0	0	0	0	0	0	0	0
34	51	125	41	27	66	91	60
0	0	1	0	0	0	1	1
73	41	116	40	26	50	119	65
32	13	61	23	18	32	69	30
0	0	0	0	0	0	0	0
50	32	83	27	20	36	78	36
0	0	0	0	0	1	0	1
0	0	0	0	0	0	0	0
27	25	67	35	29	31	78	26
0	0	0	0	0	0	0	0
0	1	0	0	0	1	2	0
0	0	0	0	0	0	0	0
0	0	0	0	0	0	0	0
0	0	0	0	0	0	0	0
0	0	0	0	0	0	0	0
32	47	116	40	41	52	78	81
1	5	13	2	1	9	10	8
0	0	0	0	0	0	0	0
0	0	0	0	1	0	0	0
0	0	0	0	0	0	0	0
0	0	0	0	0	0	0	0

45	62	149	35	33	77	113	67
17	65	173	20	32	65	100	121
0	0	1	0	0	1	1	0
0	0	0	0	0	0	0	0
0	0	0	0	0	0	0	0
76	16	81	20	16	19	135	24
1	1	2	0	0	1	0	0
3	2	9	6	0	5	7	11
6	30	67	8	22	30	45	46
41	95	256	59	53	145	134	130
0	0	0	0	0	0	0	0
0	0	0	0	0	0	0	0
0	0	0	0	0	0	0	0
0	0	0	0	0	0	0	0
0	0	0	0	0	0	0	0
0	0	0	0	0	0	0	0
0	0	0	0	0	0	0	0
30	44	83	41	11	49	60	45
49	34	90	19	21	51	100	38
19	64	143	36	31	82	83	91
14	77	195	30	30	78	83	127
40	99	268	45	53	130	151	155
0	0	1	0	0	1	1	0
56	22	79	24	16	38	112	27
25	59	142	52	32	60	76	86
874	1096	2827	730	639	1339	2144	1498

Cumulative Report — Unofficial

PRESIDENTIAL PREFERENCE AND REGULAR PRIMARY — OFFICIAL BALLOT FOR McCRACKEN COUNTY — May 17, 2016

05/17/2016 08:11 PM

Total Number of Voters : 12,257 of 0 = 0.00%

Precincts Reporting 55 of 55 = 100.00%

Party	Candidate	Absentee		Early		Election		Total	
UNITED STATES SENATOR, Vote For 1									
	James R. GOULD	0	0.00%	0	0.00%	296	7.13%	296	7.13%
	Rand PAUL	0	0.00%	0	0.00%	3,723	89.69%	3,723	89.69%
	Stephen Howard SLAUGHTER	0	0.00%	0	0.00%	132	3.18%	132	3.18%
	Cast Votes:	0	0.00%	0	0.00%	4,151	97.08%	4,151	97.08%
	Over Votes:	0	0.00%	0	0.00%	0	0.00%	0	0.00%
	Under Votes:	0	0.00%	0	0.00%	125	2.92%	125	2.92%
UNITED STATES REPRESENTATIVE in CONGRESS 1st Congressional District, Vote For 1									
	Mike PAPE	0	0.00%	0	0.00%	1,366	32.59%	1,366	32.59%
	Miles A. CAUGHEY JR.	0	0.00%	0	0.00%	126	3.01%	126	3.01%
	Jason BATTS	0	0.00%	0	0.00%	1,017	24.26%	1,017	24.26%
	James R. COMER	0	0.00%	0	0.00%	1,683	40.15%	1,683	40.15%
	Cast Votes:	0	0.00%	0	0.00%	4,192	98.04%	4,192	98.04%
	Over Votes:	0	0.00%	0	0.00%	1	0.02%	1	0.02%
	Under Votes:	0	0.00%	0	0.00%	83	1.94%	83	1.94%
PRESIDENT of the UNITED STATES, Vote For 1									
	Martin J. O'MALLEY	0	0.00%	0	0.00%	112	1.47%	112	1.47%
	Bernard "Bernie" SANDERS	0	0.00%	0	0.00%	3,541	46.49%	3,541	46.49%
	Hillary CLINTON	0	0.00%	0	0.00%	3,334	43.78%	3,334	43.78%
	Roque Rocky DE LA FUENTE	0	0.00%	0	0.00%	29	0.38%	29	0.38%
	"UNCOMMITTED"	0	0.00%	0	0.00%	600	7.88%	600	7.88%
	Cast Votes:	0	0.00%	0	0.00%	7,616	97.74%	7,616	97.74%
	Over Votes:	0	0.00%	0	0.00%	1	0.01%	1	0.01%
	Under Votes:	0	0.00%	0	0.00%	175	2.25%	175	2.25%
UNITED STATES SENATOR, Vote For 1									
	Jim GRAY	0	0.00%	0	0.00%	4,410	66.41%	4,410	66.41%
	Rory HOULIHAN	0	0.00%	0	0.00%	235	3.54%	235	3.54%
	Jeff KENDER	0	0.00%	0	0.00%	360	5.42%	360	5.42%
	Ron LEACH	0	0.00%	0	0.00%	710	10.69%	710	10.69%
	Tom RECKTENWALD	0	0.00%	0	0.00%	139	2.09%	139	2.09%
	Grant T. SHORT	0	0.00%	0	0.00%	216	3.25%	216	3.25%
	Sellus WILDER	0	0.00%	0	0.00%	571	8.60%	571	8.60%
	Cast Votes:	0	0.00%	0	0.00%	6,641	85.23%	6,641	85.23%
	Over Votes:	0	0.00%	0	0.00%	1	0.01%	1	0.01%
	Under Votes:	0	0.00%	0	0.00%	1,150	14.76%	1,150	14.76%

Cumulative Report — Unofficial

PRESIDENTIAL PREFERENCE AND REGULAR PRIMARY — OFFICIAL BALLOT FOR McCRACKEN COUNTY — May 17, 2016

05/17/2016 08:11 PM

Total Number of Voters : 12,257 of 0 = 0.00%

Precincts Reporting 55 of 55 = 100.00%

Party	Candidate	Absentee		Early		Election		Total	
UNITED STATES REPRESENTATIVE in CONGRESS 1st Congressional District, Vote For 1									
	Tom OSBORNE	0	0.00%	0	0.00%	3,746	58.94%	3,746	58.94%
	Samuel L. GASKINS	0	0.00%	0	0.00%	2,610	41.06%	2,610	41.06%
	Cast Votes:	0	0.00%	0	0.00%	6,356	81.57%	6,356	81.57%
	Over Votes:	0	0.00%	0	0.00%	0	0.00%	0	0.00%
	Under Votes:	0	0.00%	0	0.00%	1,436	18.43%	1,436	18.43%
MAYOR City of Paducah, Vote For 1									
	Arthur BASKIN	0	0.00%	0	0.00%	563	11.23%	563	11.23%
	Gayle KALER	0	0.00%	0	0.00%	1,816	36.23%	1,816	36.23%
	Brandi HARLESS	0	0.00%	0	0.00%	2,177	43.43%	2,177	43.43%
	Louis Elliot POLACH	0	0.00%	0	0.00%	85	1.70%	85	1.70%
	Buzz VONTESMAR	0	0.00%	0	0.00%	372	7.42%	372	7.42%
	Cast Votes:	0	0.00%	0	0.00%	5,013	95.59%	5,013	95.59%
	Over Votes:	0	0.00%	0	0.00%	2	0.04%	2	0.04%
	Under Votes:	0	0.00%	0	0.00%	229	4.37%	229	4.37%
CITY COMMISSIONERS City of Paducah, Vote For 4									
	Sandra WILSON	0	0.00%	0	0.00%	2,271	13.35%	2,271	13.35%
	Eddie A. JONES	0	0.00%	0	0.00%	1,168	6.87%	1,168	6.87%
	Raynaldo HENDERSON	0	0.00%	0	0.00%	1,327	7.80%	1,327	7.80%
	Tracy JONES	0	0.00%	0	0.00%	1,092	6.42%	1,092	6.42%
	Vicky D. HOLLAND	0	0.00%	0	0.00%	874	5.14%	874	5.14%
	Frank BENNETT	0	0.00%	0	0.00%	1,096	6.45%	1,096	6.45%
	Allan RHODES	0	0.00%	0	0.00%	2,827	16.62%	2,827	16.62%
	Brandon DUNCAN	0	0.00%	0	0.00%	730	4.29%	730	4.29%
	Tony VELTRI	0	0.00%	0	0.00%	639	3.76%	639	3.76%
	Sarah Stewart HOLLAND	0	0.00%	0	0.00%	1,339	7.87%	1,339	7.87%
	Richard ABRAHAM	0	0.00%	0	0.00%	2,144	12.61%	2,144	12.61%
	Anne Fowler GWINN	0	0.00%	0	0.00%	1,498	8.81%	1,498	8.81%
	Cast Votes:	0	0.00%	0	0.00%	17,005	81.07%	17,005	81.07%
	Over Votes:	0	0.00%	0	0.00%	4	0.08%	4	0.08%
	Under Votes:	0	0.00%	0	0.00%	3,955	18.85%	3,955	18.85%

Precinct Report — Unofficial

PRESIDENTIAL PREFERENCE AND REGULAR PRIMARY — OFFICIAL BALLOT FOR McCRACKEN COUNTY — May 17, 2016

05/17/2016 08:13 PM

Total Number of Voters : 12,257 of 0 = 0.00%

Precincts Reporting 55 of 55 = 100.00%

Party	Candidate	Absentee		Early		Election		Total	
Precinct AB (Ballots Cast: 362)									
UNITED STATES SENATOR, Vote For 1									
	James R. GOULD	0	0.00%	0	0.00%	9	7.32%	9	7.32%
	Rand PAUL	0	0.00%	0	0.00%	109	88.62%	109	88.62%
	Stephen Howard SLAUGHTER	0	0.00%	0	0.00%	5	4.07%	5	4.07%
	Cast Votes:	0	0.00%	0	0.00%	123	95.35%	123	95.35%
	Over Votes:	0	0.00%	0	0.00%	0	0.00%	0	0.00%
	Under Votes:	0	0.00%	0	0.00%	6	4.65%	6	4.65%
UNITED STATES REPRESENTATIVE in CONGRESS 1st Congressional District, Vote For 1									
	Mike PAPE	0	0.00%	0	0.00%	42	33.07%	42	33.07%
	Miles A. CAUGHEY JR.	0	0.00%	0	0.00%	2	1.57%	2	1.57%
	Jason BATTS	0	0.00%	0	0.00%	21	16.54%	21	16.54%
	James R. COMER	0	0.00%	0	0.00%	62	48.82%	62	48.82%
	Cast Votes:	0	0.00%	0	0.00%	127	98.45%	127	98.45%
	Over Votes:	0	0.00%	0	0.00%	0	0.00%	0	0.00%
	Under Votes:	0	0.00%	0	0.00%	2	1.55%	2	1.55%
PRESIDENT of the UNITED STATES, Vote For 1									
	Martin J. O'MALLEY	0	0.00%	0	0.00%	6	2.68%	6	2.68%
	Bernard "Bernie" SANDERS	0	0.00%	0	0.00%	70	31.25%	70	31.25%
	Hillary CLINTON	0	0.00%	0	0.00%	122	54.46%	122	54.46%
	Roque Rocky DE LA FUENTE	0	0.00%	0	0.00%	0	0.00%	0	0.00%
	"UNCOMMITTED"	0	0.00%	0	0.00%	26	11.61%	26	11.61%
	Cast Votes:	0	0.00%	0	0.00%	224	98.68%	224	98.68%
	Over Votes:	0	0.00%	0	0.00%	0	0.00%	0	0.00%
	Under Votes:	0	0.00%	0	0.00%	3	1.32%	3	1.32%
UNITED STATES SENATOR, Vote For 1									
	Jim GRAY	0	0.00%	0	0.00%	114	61.96%	114	61.96%
	Rory HOULIHAN	0	0.00%	0	0.00%	1	0.54%	1	0.54%
	Jeff KENDER	0	0.00%	0	0.00%	9	4.89%	9	4.89%
	Ron LEACH	0	0.00%	0	0.00%	18	9.78%	18	9.78%
	Tom RECKTENWALD	0	0.00%	0	0.00%	4	2.17%	4	2.17%
	Grant T. SHORT	0	0.00%	0	0.00%	12	6.52%	12	6.52%
	Sellus WILDER	0	0.00%	0	0.00%	26	14.13%	26	14.13%
	Cast Votes:	0	0.00%	0	0.00%	184	81.06%	184	81.06%
	Over Votes:	0	0.00%	0	0.00%	0	0.00%	0	0.00%
	Under Votes:	0	0.00%	0	0.00%	43	18.94%	43	18.94%

Precinct Report — Unofficial

PRESIDENTIAL PREFERENCE AND REGULAR PRIMARY — OFFICIAL BALLOT FOR McCRACKEN COUNTY — May 17, 2016

05/17/2016 08:13 PM

Total Number of Voters : 12,257 of 0 = 0.00%

Precincts Reporting 55 of 55 = 100.00%

Party	Candidate	Absentee		Early		Election		Total	
Precinct AB (Ballots Cast: 362)									
UNITED STATES REPRESENTATIVE in CONGRESS 1st Congressional District, Vote For 1									
	Tom OSBORNE	0	0.00%	0	0.00%	68	40.24%	68	40.24%
	Samuel L. GASKINS	0	0.00%	0	0.00%	101	59.76%	101	59.76%
	Cast Votes:	0	0.00%	0	0.00%	169	74.45%	169	74.45%
	Over Votes:	0	0.00%	0	0.00%	0	0.00%	0	0.00%
	Under Votes:	0	0.00%	0	0.00%	58	25.55%	58	25.55%
MAYOR City of Paducah, Vote For 1									
	Arthur BASKIN	0	0.00%	0	0.00%	31	15.42%	31	15.42%
	Gayle KALER	0	0.00%	0	0.00%	69	34.33%	69	34.33%
	Brandi HARLESS	0	0.00%	0	0.00%	79	39.30%	79	39.30%
	Louis Elliot POLACH	0	0.00%	0	0.00%	4	1.99%	4	1.99%
	Buzz VONTESMAR	0	0.00%	0	0.00%	18	8.96%	18	8.96%
	Cast Votes:	0	0.00%	0	0.00%	201	96.17%	201	96.17%
	Over Votes:	0	0.00%	0	0.00%	0	0.00%	0	0.00%
	Under Votes:	0	0.00%	0	0.00%	8	3.83%	8	3.83%
CITY COMMISSIONERS City of Paducah, Vote For 4									
	Sandra WILSON	0	0.00%	0	0.00%	80	12.01%	80	12.01%
	Eddie A. JONES	0	0.00%	0	0.00%	31	4.65%	31	4.65%
	Raynaldo HENDERSON	0	0.00%	0	0.00%	63	9.46%	63	9.46%
	Tracy JONES	0	0.00%	0	0.00%	36	5.41%	36	5.41%
	Vicky D. HOLLAND	0	0.00%	0	0.00%	32	4.80%	32	4.80%
	Frank BENNETT	0	0.00%	0	0.00%	47	7.06%	47	7.06%
	Allan RHODES	0	0.00%	0	0.00%	119	17.87%	119	17.87%
	Brandon DUNCAN	0	0.00%	0	0.00%	30	4.50%	30	4.50%
	Tony VELTRI	0	0.00%	0	0.00%	33	4.95%	33	4.95%
	Sarah Stewart HOLLAND	0	0.00%	0	0.00%	48	7.21%	48	7.21%
	Richard ABRAHAM	0	0.00%	0	0.00%	99	14.86%	99	14.86%
	Anne Fowler GWINN	0	0.00%	0	0.00%	48	7.21%	48	7.21%
	Cast Votes:	0	0.00%	0	0.00%	666	79.67%	666	79.67%
	Over Votes:	0	0.00%	0	0.00%	0	0.00%	0	0.00%
	Under Votes:	0	0.00%	0	0.00%	170	20.33%	170	20.33%

Precinct Report — Unofficial

PRESIDENTIAL PREFERENCE AND REGULAR PRIMARY — OFFICIAL BALLOT FOR McCRACKEN COUNTY — May 17, 2016

05/17/2016 08:13 PM

Total Number of Voters : 12,257 of 0 = 0.00%

Precincts Reporting 55 of 55 = 100.00%

Party	Candidate	Absentee		Early		Election		Total	
Precinct A102A (Ballots Cast: 205)									
UNITED STATES SENATOR, Vote For 1									
	James R. GOULD	0	0.00%	0	0.00%	3	14.29%	3	14.29%
	Rand PAUL	0	0.00%	0	0.00%	17	80.95%	17	80.95%
	Stephen Howard SLAUGHTER	0	0.00%	0	0.00%	1	4.76%	1	4.76%
	Cast Votes:	0	0.00%	0	0.00%	21	80.77%	21	80.77%
	Over Votes:	0	0.00%	0	0.00%	0	0.00%	0	0.00%
	Under Votes:	0	0.00%	0	0.00%	5	19.23%	5	19.23%
UNITED STATES REPRESENTATIVE in CONGRESS 1st Congressional District, Vote For 1									
	Mike PAPE	0	0.00%	0	0.00%	1	4.55%	1	4.55%
	Miles A. CAUGHEY JR.	0	0.00%	0	0.00%	2	9.09%	2	9.09%
	Jason BATTS	0	0.00%	0	0.00%	11	50.00%	11	50.00%
	James R. COMER	0	0.00%	0	0.00%	8	36.36%	8	36.36%
	Cast Votes:	0	0.00%	0	0.00%	22	84.62%	22	84.62%
	Over Votes:	0	0.00%	0	0.00%	0	0.00%	0	0.00%
	Under Votes:	0	0.00%	0	0.00%	4	15.38%	4	15.38%
PRESIDENT of the UNITED STATES, Vote For 1									
	Martin J. O'MALLEY	0	0.00%	0	0.00%	2	1.26%	2	1.26%
	Bernard "Bernie" SANDERS	0	0.00%	0	0.00%	66	41.51%	66	41.51%
	Hillary CLINTON	0	0.00%	0	0.00%	87	54.72%	87	54.72%
	Roque Rocky DE LA FUENTE	0	0.00%	0	0.00%	0	0.00%	0	0.00%
	"UNCOMMITTED"	0	0.00%	0	0.00%	4	2.52%	4	2.52%
	Cast Votes:	0	0.00%	0	0.00%	159	100.00%	159	100.00%
	Over Votes:	0	0.00%	0	0.00%	0	0.00%	0	0.00%
	Under Votes:	0	0.00%	0	0.00%	0	0.00%	0	0.00%
UNITED STATES SENATOR, Vote For 1									
	Jim GRAY	0	0.00%	0	0.00%	73	55.73%	73	55.73%
	Rory HOULIHAN	0	0.00%	0	0.00%	0	0.00%	0	0.00%
	Jeff KENDER	0	0.00%	0	0.00%	3	2.29%	3	2.29%
	Ron LEACH	0	0.00%	0	0.00%	20	15.27%	20	15.27%
	Tom RECKTENWALD	0	0.00%	0	0.00%	0	0.00%	0	0.00%
	Grant T. SHORT	0	0.00%	0	0.00%	3	2.29%	3	2.29%
	Sellus WILDER	0	0.00%	0	0.00%	32	24.43%	32	24.43%
	Cast Votes:	0	0.00%	0	0.00%	131	82.39%	131	82.39%
	Over Votes:	0	0.00%	0	0.00%	0	0.00%	0	0.00%
	Under Votes:	0	0.00%	0	0.00%	28	17.61%	28	17.61%

Precinct Report — Unofficial

PRESIDENTIAL PREFERENCE AND REGULAR PRIMARY — OFFICIAL BALLOT FOR McCRACKEN COUNTY — May 17, 2016

05/17/2016 08:13 PM

Total Number of Voters : 12,257 of 0 = 0.00%

Precincts Reporting 55 of 55 = 100.00%

Party	Candidate	Absentee		Early		Election		Total	
Precinct A102A (Ballots Cast: 205)									
UNITED STATES REPRESENTATIVE in CONGRESS 1st Congressional District, Vote For 1									
	Tom OSBORNE	0	0.00%	0	0.00%	79	67.52%	79	67.52%
	Samuel L. GASKINS	0	0.00%	0	0.00%	38	32.48%	38	32.48%
	Cast Votes:	0	0.00%	0	0.00%	117	73.58%	117	73.58%
	Over Votes:	0	0.00%	0	0.00%	0	0.00%	0	0.00%
	Under Votes:	0	0.00%	0	0.00%	42	26.42%	42	26.42%
MAYOR City of Paducah, Vote For 1									
	Arthur BASKIN	0	0.00%	0	0.00%	17	8.37%	17	8.37%
	Gayle KALER	0	0.00%	0	0.00%	55	27.09%	55	27.09%
	Brandi HARLESS	0	0.00%	0	0.00%	125	61.58%	125	61.58%
	Louis Elliot POLACH	0	0.00%	0	0.00%	1	0.49%	1	0.49%
	Buzz VONTESMAR	0	0.00%	0	0.00%	5	2.46%	5	2.46%
	Cast Votes:	0	0.00%	0	0.00%	203	99.02%	203	99.02%
	Over Votes:	0	0.00%	0	0.00%	0	0.00%	0	0.00%
	Under Votes:	0	0.00%	0	0.00%	2	0.98%	2	0.98%
CITY COMMISSIONERS City of Paducah, Vote For 4									
	Sandra WILSON	0	0.00%	0	0.00%	66	9.90%	66	9.90%
	Eddie A. JONES	0	0.00%	0	0.00%	61	9.15%	61	9.15%
	Raynaldo HENDERSON	0	0.00%	0	0.00%	47	7.05%	47	7.05%
	Tracy JONES	0	0.00%	0	0.00%	42	6.30%	42	6.30%
	Vicky D. HOLLAND	0	0.00%	0	0.00%	35	5.25%	35	5.25%
	Frank BENNETT	0	0.00%	0	0.00%	72	10.79%	72	10.79%
	Allan RHODES	0	0.00%	0	0.00%	135	20.24%	135	20.24%
	Brandon DUNCAN	0	0.00%	0	0.00%	12	1.80%	12	1.80%
	Tony VELTRI	0	0.00%	0	0.00%	9	1.35%	9	1.35%
	Sarah Stewart HOLLAND	0	0.00%	0	0.00%	63	9.45%	63	9.45%
	Richard ABRAHAM	0	0.00%	0	0.00%	74	11.09%	74	11.09%
	Anne Fowler GWINN	0	0.00%	0	0.00%	51	7.65%	51	7.65%
	Cast Votes:	0	0.00%	0	0.00%	667	81.34%	667	81.34%
	Over Votes:	0	0.00%	0	0.00%	0	0.00%	0	0.00%
	Under Votes:	0	0.00%	0	0.00%	153	18.66%	153	18.66%

Precinct Report — Unofficial

PRESIDENTIAL PREFERENCE AND REGULAR PRIMARY — OFFICIAL BALLOT FOR McCRACKEN COUNTY — May 17, 2016

05/17/2016 08:13 PM

Total Number of Voters : 12,257 of 0 = 0.00%

Precincts Reporting 55 of 55 = 100.00%

Party	Candidate	Absentee		Early		Election		Total	
Precinct A104A (Ballots Cast: 141)									
UNITED STATES SENATOR, Vote For 1									
	James R. GOULD	0	0.00%	0	0.00%	2	11.76%	2	11.76%
	Rand PAUL	0	0.00%	0	0.00%	15	88.24%	15	88.24%
	Stephen Howard SLAUGHTER	0	0.00%	0	0.00%	0	0.00%	0	0.00%
	Cast Votes:	0	0.00%	0	0.00%	17	89.47%	17	89.47%
	Over Votes:	0	0.00%	0	0.00%	0	0.00%	0	0.00%
	Under Votes:	0	0.00%	0	0.00%	2	10.53%	2	10.53%
UNITED STATES REPRESENTATIVE in CONGRESS 1st Congressional District, Vote For 1									
	Mike PAPE	0	0.00%	0	0.00%	3	17.65%	3	17.65%
	Miles A. CAUGHEY JR.	0	0.00%	0	0.00%	4	23.53%	4	23.53%
	Jason BATTS	0	0.00%	0	0.00%	5	29.41%	5	29.41%
	James R. COMER	0	0.00%	0	0.00%	5	29.41%	5	29.41%
	Cast Votes:	0	0.00%	0	0.00%	17	89.47%	17	89.47%
	Over Votes:	0	0.00%	0	0.00%	0	0.00%	0	0.00%
	Under Votes:	0	0.00%	0	0.00%	2	10.53%	2	10.53%
PRESIDENT of the UNITED STATES, Vote For 1									
	Martin J. O'MALLEY	0	0.00%	0	0.00%	1	0.88%	1	0.88%
	Bernard "Bernie" SANDERS	0	0.00%	0	0.00%	24	21.05%	24	21.05%
	Hillary CLINTON	0	0.00%	0	0.00%	81	71.05%	81	71.05%
	Roque Rocky DE LA FUENTE	0	0.00%	0	0.00%	1	0.88%	1	0.88%
	"UNCOMMITTED"	0	0.00%	0	0.00%	7	6.14%	7	6.14%
	Cast Votes:	0	0.00%	0	0.00%	114	96.61%	114	96.61%
	Over Votes:	0	0.00%	0	0.00%	0	0.00%	0	0.00%
	Under Votes:	0	0.00%	0	0.00%	4	3.39%	4	3.39%
UNITED STATES SENATOR, Vote For 1									
	Jim GRAY	0	0.00%	0	0.00%	53	58.24%	53	58.24%
	Rory HOULIHAN	0	0.00%	0	0.00%	2	2.20%	2	2.20%
	Jeff KENDER	0	0.00%	0	0.00%	6	6.59%	6	6.59%
	Ron LEACH	0	0.00%	0	0.00%	10	10.99%	10	10.99%
	Tom RECKTENWALD	0	0.00%	0	0.00%	5	5.49%	5	5.49%
	Grant T. SHORT	0	0.00%	0	0.00%	7	7.69%	7	7.69%
	Sellus WILDER	0	0.00%	0	0.00%	8	8.79%	8	8.79%
	Cast Votes:	0	0.00%	0	0.00%	91	77.12%	91	77.12%
	Over Votes:	0	0.00%	0	0.00%	0	0.00%	0	0.00%
	Under Votes:	0	0.00%	0	0.00%	27	22.88%	27	22.88%

Precinct Report — Unofficial

PRESIDENTIAL PREFERENCE AND REGULAR PRIMARY — OFFICIAL BALLOT FOR McCRACKEN COUNTY — May 17, 2016

05/17/2016 08:13 PM

Total Number of Voters : 12,257 of 0 = 0.00%

Precincts Reporting 55 of 55 = 100.00%

Party	Candidate	Absentee		Early		Election		Total	
Precinct A104A (Ballots Cast: 141)									
UNITED STATES REPRESENTATIVE in CONGRESS 1st Congressional District, Vote For 1									
	Tom OSBORNE	0	0.00%	0	0.00%	72	72.00%	72	72.00%
	Samuel L. GASKINS	0	0.00%	0	0.00%	28	28.00%	28	28.00%
	Cast Votes:	0	0.00%	0	0.00%	100	84.75%	100	84.75%
	Over Votes:	0	0.00%	0	0.00%	0	0.00%	0	0.00%
	Under Votes:	0	0.00%	0	0.00%	18	15.25%	18	15.25%
MAYOR City of Paducah, Vote For 1									
	Arthur BASKIN	0	0.00%	0	0.00%	42	32.31%	42	32.31%
	Gayle KALER	0	0.00%	0	0.00%	41	31.54%	41	31.54%
	Brandi HARLESS	0	0.00%	0	0.00%	36	27.69%	36	27.69%
	Louis Elliot POLACH	0	0.00%	0	0.00%	3	2.31%	3	2.31%
	Buzz VONTESMAR	0	0.00%	0	0.00%	8	6.15%	8	6.15%
	Cast Votes:	0	0.00%	0	0.00%	130	92.20%	130	92.20%
	Over Votes:	0	0.00%	0	0.00%	0	0.00%	0	0.00%
	Under Votes:	0	0.00%	0	0.00%	11	7.80%	11	7.80%
CITY COMMISSIONERS City of Paducah, Vote For 4									
	Sandra WILSON	0	0.00%	0	0.00%	43	10.34%	43	10.34%
	Eddie A. JONES	0	0.00%	0	0.00%	13	3.13%	13	3.13%
	Raynaldo HENDERSON	0	0.00%	0	0.00%	71	17.07%	71	17.07%
	Tracy JONES	0	0.00%	0	0.00%	56	13.46%	56	13.46%
	Vicky D. HOLLAND	0	0.00%	0	0.00%	37	8.89%	37	8.89%
	Frank BENNETT	0	0.00%	0	0.00%	10	2.40%	10	2.40%
	Allan RHODES	0	0.00%	0	0.00%	50	12.02%	50	12.02%
	Brandon DUNCAN	0	0.00%	0	0.00%	17	4.09%	17	4.09%
	Tony VELTRI	0	0.00%	0	0.00%	23	5.53%	23	5.53%
	Sarah Stewart HOLLAND	0	0.00%	0	0.00%	21	5.05%	21	5.05%
	Richard ABRAHAM	0	0.00%	0	0.00%	56	13.46%	56	13.46%
	Anne Fowler GWINN	0	0.00%	0	0.00%	19	4.57%	19	4.57%
	Cast Votes:	0	0.00%	0	0.00%	416	73.76%	416	73.76%
	Over Votes:	0	0.00%	0	0.00%	0	0.00%	0	0.00%
	Under Votes:	0	0.00%	0	0.00%	148	26.24%	148	26.24%

Precinct Report — Unofficial

PRESIDENTIAL PREFERENCE AND REGULAR PRIMARY — OFFICIAL BALLOT FOR McCRACKEN COUNTY — May 17, 2016

05/17/2016 08:13 PM

Total Number of Voters : 12,257 of 0 = 0.00%

Precincts Reporting 55 of 55 = 100.00%

Party	Candidate	Absentee		Early		Election		Total	
Precinct A106A (Ballots Cast: 94)									
UNITED STATES SENATOR, Vote For 1									
	James R. GOULD	0	0.00%	0	0.00%	5	25.00%	5	25.00%
	Rand PAUL	0	0.00%	0	0.00%	14	70.00%	14	70.00%
	Stephen Howard SLAUGHTER	0	0.00%	0	0.00%	1	5.00%	1	5.00%
	Cast Votes:	0	0.00%	0	0.00%	20	95.24%	20	95.24%
	Over Votes:	0	0.00%	0	0.00%	0	0.00%	0	0.00%
	Under Votes:	0	0.00%	0	0.00%	1	4.76%	1	4.76%
UNITED STATES REPRESENTATIVE in CONGRESS 1st Congressional District, Vote For 1									
	Mike PAPE	0	0.00%	0	0.00%	2	9.52%	2	9.52%
	Miles A. CAUGHEY JR.	0	0.00%	0	0.00%	5	23.81%	5	23.81%
	Jason BATTS	0	0.00%	0	0.00%	1	4.76%	1	4.76%
	James R. COMER	0	0.00%	0	0.00%	13	61.90%	13	61.90%
	Cast Votes:	0	0.00%	0	0.00%	21	100.00%	21	100.00%
	Over Votes:	0	0.00%	0	0.00%	0	0.00%	0	0.00%
	Under Votes:	0	0.00%	0	0.00%	0	0.00%	0	0.00%
PRESIDENT of the UNITED STATES, Vote For 1									
	Martin J. O'MALLEY	0	0.00%	0	0.00%	3	4.55%	3	4.55%
	Bernard "Bernie" SANDERS	0	0.00%	0	0.00%	30	45.45%	30	45.45%
	Hillary CLINTON	0	0.00%	0	0.00%	31	46.97%	31	46.97%
	Roque Rocky DE LA FUENTE	0	0.00%	0	0.00%	0	0.00%	0	0.00%
	"UNCOMMITTED"	0	0.00%	0	0.00%	2	3.03%	2	3.03%
	Cast Votes:	0	0.00%	0	0.00%	66	100.00%	66	100.00%
	Over Votes:	0	0.00%	0	0.00%	0	0.00%	0	0.00%
	Under Votes:	0	0.00%	0	0.00%	0	0.00%	0	0.00%
UNITED STATES SENATOR, Vote For 1									
	Jim GRAY	0	0.00%	0	0.00%	43	74.14%	43	74.14%
	Rory HOULIHAN	0	0.00%	0	0.00%	1	1.72%	1	1.72%
	Jeff KENDER	0	0.00%	0	0.00%	6	10.34%	6	10.34%
	Ron LEACH	0	0.00%	0	0.00%	4	6.90%	4	6.90%
	Tom RECKTENWALD	0	0.00%	0	0.00%	2	3.45%	2	3.45%
	Grant T. SHORT	0	0.00%	0	0.00%	1	1.72%	1	1.72%
	Sellus WILDER	0	0.00%	0	0.00%	1	1.72%	1	1.72%
	Cast Votes:	0	0.00%	0	0.00%	58	87.88%	58	87.88%
	Over Votes:	0	0.00%	0	0.00%	0	0.00%	0	0.00%
	Under Votes:	0	0.00%	0	0.00%	8	12.12%	8	12.12%

Precinct Report — Unofficial

PRESIDENTIAL PREFERENCE AND REGULAR PRIMARY — OFFICIAL BALLOT FOR McCRACKEN COUNTY — May 17, 2016

05/17/2016 08:13 PM

Total Number of Voters : 12,257 of 0 = 0.00%

Precincts Reporting 55 of 55 = 100.00%

Party	Candidate	Absentee		Early		Election		Total	
Precinct A106A (Ballots Cast: 94)									
UNITED STATES REPRESENTATIVE in CONGRESS 1st Congressional District, Vote For 1									
	Tom OSBORNE	0	0.00%	0	0.00%	42	72.41%	42	72.41%
	Samuel L. GASKINS	0	0.00%	0	0.00%	16	27.59%	16	27.59%
	Cast Votes:	0	0.00%	0	0.00%	58	87.88%	58	87.88%
	Over Votes:	0	0.00%	0	0.00%	0	0.00%	0	0.00%
	Under Votes:	0	0.00%	0	0.00%	8	12.12%	8	12.12%
MAYOR City of Paducah, Vote For 1									
	Arthur BASKIN	0	0.00%	0	0.00%	10	11.24%	10	11.24%
	Gayle KALER	0	0.00%	0	0.00%	31	34.83%	31	34.83%
	Brandi HARLESS	0	0.00%	0	0.00%	33	37.08%	33	37.08%
	Louis Elliot POLACH	0	0.00%	0	0.00%	2	2.25%	2	2.25%
	Buzz VONTESMAR	0	0.00%	0	0.00%	13	14.61%	13	14.61%
	Cast Votes:	0	0.00%	0	0.00%	89	94.68%	89	94.68%
	Over Votes:	0	0.00%	0	0.00%	0	0.00%	0	0.00%
	Under Votes:	0	0.00%	0	0.00%	5	5.32%	5	5.32%
CITY COMMISSIONERS City of Paducah, Vote For 4									
	Sandra WILSON	0	0.00%	0	0.00%	43	14.38%	43	14.38%
	Eddie A. JONES	0	0.00%	0	0.00%	7	2.34%	7	2.34%
	Raynaldo HENDERSON	0	0.00%	0	0.00%	17	5.69%	17	5.69%
	Tracy JONES	0	0.00%	0	0.00%	15	5.02%	15	5.02%
	Vicky D. HOLLAND	0	0.00%	0	0.00%	21	7.02%	21	7.02%
	Frank BENNETT	0	0.00%	0	0.00%	16	5.35%	16	5.35%
	Allan RHODES	0	0.00%	0	0.00%	46	15.38%	46	15.38%
	Brandon DUNCAN	0	0.00%	0	0.00%	20	6.69%	20	6.69%
	Tony VELTRI	0	0.00%	0	0.00%	17	5.69%	17	5.69%
	Sarah Stewart HOLLAND	0	0.00%	0	0.00%	24	8.03%	24	8.03%
	Richard ABRAHAM	0	0.00%	0	0.00%	49	16.39%	49	16.39%
	Anne Fowler GWINN	0	0.00%	0	0.00%	24	8.03%	24	8.03%
	Cast Votes:	0	0.00%	0	0.00%	299	79.52%	299	79.52%
	Over Votes:	0	0.00%	0	0.00%	0	0.00%	0	0.00%
	Under Votes:	0	0.00%	0	0.00%	77	20.48%	77	20.48%

Precinct Report — Unofficial

PRESIDENTIAL PREFERENCE AND REGULAR PRIMARY — OFFICIAL BALLOT FOR McCRACKEN COUNTY — May 17, 2016

05/17/2016 08:13 PM

Total Number of Voters : 12,257 of 0 = 0.00%

Precincts Reporting 55 of 55 = 100.00%

Party	Candidate	Absentee		Early		Election		Total	
Precinct A110 (Ballots Cast: 220)									
UNITED STATES SENATOR, Vote For 1									
	James R. GOULD	0	0.00%	0	0.00%	4	5.26%	4	5.26%
	Rand PAUL	0	0.00%	0	0.00%	70	92.11%	70	92.11%
	Stephen Howard SLAUGHTER	0	0.00%	0	0.00%	2	2.63%	2	2.63%
	Cast Votes:	0	0.00%	0	0.00%	76	96.20%	76	96.20%
	Over Votes:	0	0.00%	0	0.00%	0	0.00%	0	0.00%
	Under Votes:	0	0.00%	0	0.00%	3	3.80%	3	3.80%
UNITED STATES REPRESENTATIVE in CONGRESS 1st Congressional District, Vote For 1									
	Mike PAPE	0	0.00%	0	0.00%	37	47.44%	37	47.44%
	Miles A. CAUGHEY JR.	0	0.00%	0	0.00%	2	2.56%	2	2.56%
	Jason BATTS	0	0.00%	0	0.00%	17	21.79%	17	21.79%
	James R. COMER	0	0.00%	0	0.00%	22	28.21%	22	28.21%
	Cast Votes:	0	0.00%	0	0.00%	78	98.73%	78	98.73%
	Over Votes:	0	0.00%	0	0.00%	0	0.00%	0	0.00%
	Under Votes:	0	0.00%	0	0.00%	1	1.27%	1	1.27%
PRESIDENT of the UNITED STATES, Vote For 1									
	Martin J. O'MALLEY	0	0.00%	0	0.00%	0	0.00%	0	0.00%
	Bernard "Bernie" SANDERS	0	0.00%	0	0.00%	71	51.45%	71	51.45%
	Hillary CLINTON	0	0.00%	0	0.00%	56	40.58%	56	40.58%
	Roque Rocky DE LA FUENTE	0	0.00%	0	0.00%	0	0.00%	0	0.00%
	"UNCOMMITTED"	0	0.00%	0	0.00%	11	7.97%	11	7.97%
	Cast Votes:	0	0.00%	0	0.00%	138	97.87%	138	97.87%
	Over Votes:	0	0.00%	0	0.00%	0	0.00%	0	0.00%
	Under Votes:	0	0.00%	0	0.00%	3	2.13%	3	2.13%
UNITED STATES SENATOR, Vote For 1									
	Jim GRAY	0	0.00%	0	0.00%	96	73.28%	96	73.28%
	Rory HOULIHAN	0	0.00%	0	0.00%	3	2.29%	3	2.29%
	Jeff KENDER	0	0.00%	0	0.00%	3	2.29%	3	2.29%
	Ron LEACH	0	0.00%	0	0.00%	13	9.92%	13	9.92%
	Tom RECKTENWALD	0	0.00%	0	0.00%	2	1.53%	2	1.53%
	Grant T. SHORT	0	0.00%	0	0.00%	4	3.05%	4	3.05%
	Sellus WILDER	0	0.00%	0	0.00%	10	7.63%	10	7.63%
	Cast Votes:	0	0.00%	0	0.00%	131	92.91%	131	92.91%
	Over Votes:	0	0.00%	0	0.00%	0	0.00%	0	0.00%
	Under Votes:	0	0.00%	0	0.00%	10	7.09%	10	7.09%

Precinct Report — Unofficial

PRESIDENTIAL PREFERENCE AND REGULAR PRIMARY — OFFICIAL BALLOT FOR McCRACKEN COUNTY — May 17, 2016

05/17/2016 08:13 PM

Total Number of Voters : 12,257 of 0 = 0.00%

Precincts Reporting 55 of 55 = 100.00%

Party	Candidate	Absentee		Early		Election		Total	
Precinct A110 (Ballots Cast: 220)									
UNITED STATES REPRESENTATIVE in CONGRESS 1st Congressional District, Vote For 1									
	Tom OSBORNE	0	0.00%	0	0.00%	91	71.09%	91	71.09%
	Samuel L. GASKINS	0	0.00%	0	0.00%	37	28.91%	37	28.91%
	Cast Votes:	0	0.00%	0	0.00%	128	90.78%	128	90.78%
	Over Votes:	0	0.00%	0	0.00%	0	0.00%	0	0.00%
	Under Votes:	0	0.00%	0	0.00%	13	9.22%	13	9.22%

Precinct Report — Unofficial

PRESIDENTIAL PREFERENCE AND REGULAR PRIMARY — OFFICIAL BALLOT FOR McCRACKEN COUNTY — May 17, 2016

05/17/2016 08:13 PM

Total Number of Voters : 12,257 of 0 = 0.00%

Precincts Reporting 55 of 55 = 100.00%

Party	Candidate	Absentee		Early		Election		Total	
Precinct A112 (Ballots Cast: 298)									
UNITED STATES SENATOR, Vote For 1									
	James R. GOULD	0	0.00%	0	0.00%	7	6.60%	7	6.60%
	Rand PAUL	0	0.00%	0	0.00%	97	91.51%	97	91.51%
	Stephen Howard SLAUGHTER	0	0.00%	0	0.00%	2	1.89%	2	1.89%
	Cast Votes:	0	0.00%	0	0.00%	106	95.50%	106	95.50%
	Over Votes:	0	0.00%	0	0.00%	0	0.00%	0	0.00%
	Under Votes:	0	0.00%	0	0.00%	5	4.50%	5	4.50%
UNITED STATES REPRESENTATIVE in CONGRESS 1st Congressional District, Vote For 1									
	Mike PAPE	0	0.00%	0	0.00%	31	28.44%	31	28.44%
	Miles A. CAUGHEY JR.	0	0.00%	0	0.00%	3	2.75%	3	2.75%
	Jason BATTS	0	0.00%	0	0.00%	28	25.69%	28	25.69%
	James R. COMER	0	0.00%	0	0.00%	47	43.12%	47	43.12%
	Cast Votes:	0	0.00%	0	0.00%	109	98.20%	109	98.20%
	Over Votes:	0	0.00%	0	0.00%	0	0.00%	0	0.00%
	Under Votes:	0	0.00%	0	0.00%	2	1.80%	2	1.80%
PRESIDENT of the UNITED STATES, Vote For 1									
	Martin J. O'MALLEY	0	0.00%	0	0.00%	2	1.11%	2	1.11%
	Bernard "Bernie" SANDERS	0	0.00%	0	0.00%	93	51.67%	93	51.67%
	Hillary CLINTON	0	0.00%	0	0.00%	66	36.67%	66	36.67%
	Roque Rocky DE LA FUENTE	0	0.00%	0	0.00%	1	0.56%	1	0.56%
	"UNCOMMITTED"	0	0.00%	0	0.00%	18	10.00%	18	10.00%
	Cast Votes:	0	0.00%	0	0.00%	180	96.26%	180	96.26%
	Over Votes:	0	0.00%	0	0.00%	0	0.00%	0	0.00%
	Under Votes:	0	0.00%	0	0.00%	7	3.74%	7	3.74%
UNITED STATES SENATOR, Vote For 1									
	Jim GRAY	0	0.00%	0	0.00%	101	66.89%	101	66.89%
	Rory HOULIHAN	0	0.00%	0	0.00%	7	4.64%	7	4.64%
	Jeff KENDER	0	0.00%	0	0.00%	13	8.61%	13	8.61%
	Ron LEACH	0	0.00%	0	0.00%	14	9.27%	14	9.27%
	Tom RECKTENWALD	0	0.00%	0	0.00%	2	1.32%	2	1.32%
	Grant T. SHORT	0	0.00%	0	0.00%	5	3.31%	5	3.31%
	Sellus WILDER	0	0.00%	0	0.00%	9	5.96%	9	5.96%
	Cast Votes:	0	0.00%	0	0.00%	151	80.75%	151	80.75%
	Over Votes:	0	0.00%	0	0.00%	0	0.00%	0	0.00%
	Under Votes:	0	0.00%	0	0.00%	36	19.25%	36	19.25%

Precinct Report — Unofficial

PRESIDENTIAL PREFERENCE AND REGULAR PRIMARY — OFFICIAL BALLOT FOR McCRACKEN COUNTY — May 17, 2016

05/17/2016 08:13 PM

Total Number of Voters : 12,257 of 0 = 0.00%

Precincts Reporting 55 of 55 = 100.00%

Party	Candidate	Absentee		Early		Election		Total	
Precinct A112 (Ballots Cast: 298)									
UNITED STATES REPRESENTATIVE in CONGRESS 1st Congressional District, Vote For 1									
	Tom OSBORNE	0	0.00%	0	0.00%	80	54.42%	80	54.42%
	Samuel L. GASKINS	0	0.00%	0	0.00%	67	45.58%	67	45.58%
	Cast Votes:	0	0.00%	0	0.00%	147	78.61%	147	78.61%
	Over Votes:	0	0.00%	0	0.00%	0	0.00%	0	0.00%
	Under Votes:	0	0.00%	0	0.00%	40	21.39%	40	21.39%

Precinct Report — Unofficial

PRESIDENTIAL PREFERENCE AND REGULAR PRIMARY — OFFICIAL BALLOT FOR McCRACKEN COUNTY — May 17, 2016

05/17/2016 08:13 PM

Total Number of Voters : 12,257 of 0 = 0.00%

Precincts Reporting 55 of 55 = 100.00%

Party	Candidate	Absentee		Early		Election		Total	
Precinct A113 (Ballots Cast: 447)									
UNITED STATES SENATOR, Vote For 1									
	James R. GOULD	0	0.00%	0	0.00%	19	9.95%	19	9.95%
	Rand PAUL	0	0.00%	0	0.00%	160	83.77%	160	83.77%
	Stephen Howard SLAUGHTER	0	0.00%	0	0.00%	12	6.28%	12	6.28%
	Cast Votes:	0	0.00%	0	0.00%	191	97.95%	191	97.95%
	Over Votes:	0	0.00%	0	0.00%	0	0.00%	0	0.00%
	Under Votes:	0	0.00%	0	0.00%	4	2.05%	4	2.05%
UNITED STATES REPRESENTATIVE in CONGRESS 1st Congressional District, Vote For 1									
	Mike PAPE	0	0.00%	0	0.00%	59	30.26%	59	30.26%
	Miles A. CAUGHEY JR.	0	0.00%	0	0.00%	10	5.13%	10	5.13%
	Jason BATTS	0	0.00%	0	0.00%	32	16.41%	32	16.41%
	James R. COMER	0	0.00%	0	0.00%	94	48.21%	94	48.21%
	Cast Votes:	0	0.00%	0	0.00%	195	100.00%	195	100.00%
	Over Votes:	0	0.00%	0	0.00%	0	0.00%	0	0.00%
	Under Votes:	0	0.00%	0	0.00%	0	0.00%	0	0.00%
PRESIDENT of the UNITED STATES, Vote For 1									
	Martin J. O'MALLEY	0	0.00%	0	0.00%	3	1.20%	3	1.20%
	Bernard "Bernie" SANDERS	0	0.00%	0	0.00%	131	52.19%	131	52.19%
	Hillary CLINTON	0	0.00%	0	0.00%	95	37.85%	95	37.85%
	Roque Rocky DE LA FUENTE	0	0.00%	0	0.00%	0	0.00%	0	0.00%
	"UNCOMMITTED"	0	0.00%	0	0.00%	22	8.76%	22	8.76%
	Cast Votes:	0	0.00%	0	0.00%	251	99.60%	251	99.60%
	Over Votes:	0	0.00%	0	0.00%	0	0.00%	0	0.00%
	Under Votes:	0	0.00%	0	0.00%	1	0.40%	1	0.40%
UNITED STATES SENATOR, Vote For 1									
	Jim GRAY	0	0.00%	0	0.00%	160	68.97%	160	68.97%
	Rory HOULIHAN	0	0.00%	0	0.00%	6	2.59%	6	2.59%
	Jeff KENDER	0	0.00%	0	0.00%	12	5.17%	12	5.17%
	Ron LEACH	0	0.00%	0	0.00%	28	12.07%	28	12.07%
	Tom RECKTENWALD	0	0.00%	0	0.00%	4	1.72%	4	1.72%
	Grant T. SHORT	0	0.00%	0	0.00%	5	2.16%	5	2.16%
	Sellus WILDER	0	0.00%	0	0.00%	17	7.33%	17	7.33%
	Cast Votes:	0	0.00%	0	0.00%	232	92.06%	232	92.06%
	Over Votes:	0	0.00%	0	0.00%	0	0.00%	0	0.00%
	Under Votes:	0	0.00%	0	0.00%	20	7.94%	20	7.94%

Precinct Report — Unofficial

PRESIDENTIAL PREFERENCE AND REGULAR PRIMARY — OFFICIAL BALLOT FOR McCRACKEN COUNTY — May 17, 2016

05/17/2016 08:13 PM

Total Number of Voters : 12,257 of 0 = 0.00%

Precincts Reporting 55 of 55 = 100.00%

Party	Candidate	Absentee		Early		Election		Total	
Precinct A113 (Ballots Cast: 447)									
UNITED STATES REPRESENTATIVE in CONGRESS 1st Congressional District, Vote For 1									
	Tom OSBORNE	0	0.00%	0	0.00%	120	55.81%	120	55.81%
	Samuel L. GASKINS	0	0.00%	0	0.00%	95	44.19%	95	44.19%
	Cast Votes:	0	0.00%	0	0.00%	215	85.32%	215	85.32%
	Over Votes:	0	0.00%	0	0.00%	0	0.00%	0	0.00%
	Under Votes:	0	0.00%	0	0.00%	37	14.68%	37	14.68%

Precinct Report — Unofficial

PRESIDENTIAL PREFERENCE AND REGULAR PRIMARY — OFFICIAL BALLOT FOR McCRACKEN COUNTY — May 17, 2016

05/17/2016 08:13 PM

Total Number of Voters : 12,257 of 0 = 0.00%

Precincts Reporting 55 of 55 = 100.00%

Party	Candidate	Absentee		Early		Election		Total	
Precinct A114 (Ballots Cast: 210)									
UNITED STATES SENATOR, Vote For 1									
	James R. GOULD	0	0.00%	0	0.00%	6	8.22%	6	8.22%
	Rand PAUL	0	0.00%	0	0.00%	65	89.04%	65	89.04%
	Stephen Howard SLAUGHTER	0	0.00%	0	0.00%	2	2.74%	2	2.74%
	Cast Votes:	0	0.00%	0	0.00%	73	98.65%	73	98.65%
	Over Votes:	0	0.00%	0	0.00%	0	0.00%	0	0.00%
	Under Votes:	0	0.00%	0	0.00%	1	1.35%	1	1.35%
UNITED STATES REPRESENTATIVE in CONGRESS 1st Congressional District, Vote For 1									
	Mike PAPE	0	0.00%	0	0.00%	24	33.80%	24	33.80%
	Miles A. CAUGHEY JR.	0	0.00%	0	0.00%	2	2.82%	2	2.82%
	Jason BATTS	0	0.00%	0	0.00%	16	22.54%	16	22.54%
	James R. COMER	0	0.00%	0	0.00%	29	40.85%	29	40.85%
	Cast Votes:	0	0.00%	0	0.00%	71	95.95%	71	95.95%
	Over Votes:	0	0.00%	0	0.00%	0	0.00%	0	0.00%
	Under Votes:	0	0.00%	0	0.00%	3	4.05%	3	4.05%
PRESIDENT of the UNITED STATES, Vote For 1									
	Martin J. O'MALLEY	0	0.00%	0	0.00%	2	1.49%	2	1.49%
	Bernard "Bernie" SANDERS	0	0.00%	0	0.00%	78	58.21%	78	58.21%
	Hillary CLINTON	0	0.00%	0	0.00%	48	35.82%	48	35.82%
	Roque Rocky DE LA FUENTE	0	0.00%	0	0.00%	2	1.49%	2	1.49%
	"UNCOMMITTED"	0	0.00%	0	0.00%	4	2.99%	4	2.99%
	Cast Votes:	0	0.00%	0	0.00%	134	98.53%	134	98.53%
	Over Votes:	0	0.00%	0	0.00%	0	0.00%	0	0.00%
	Under Votes:	0	0.00%	0	0.00%	2	1.47%	2	1.47%
UNITED STATES SENATOR, Vote For 1									
	Jim GRAY	0	0.00%	0	0.00%	70	59.83%	70	59.83%
	Rory HOULIHAN	0	0.00%	0	0.00%	4	3.42%	4	3.42%
	Jeff KENDER	0	0.00%	0	0.00%	7	5.98%	7	5.98%
	Ron LEACH	0	0.00%	0	0.00%	17	14.53%	17	14.53%
	Tom RECKTENWALD	0	0.00%	0	0.00%	3	2.56%	3	2.56%
	Grant T. SHORT	0	0.00%	0	0.00%	6	5.13%	6	5.13%
	Sellus WILDER	0	0.00%	0	0.00%	10	8.55%	10	8.55%
	Cast Votes:	0	0.00%	0	0.00%	117	86.03%	117	86.03%
	Over Votes:	0	0.00%	0	0.00%	0	0.00%	0	0.00%
	Under Votes:	0	0.00%	0	0.00%	19	13.97%	19	13.97%

Precinct Report — Unofficial

PRESIDENTIAL PREFERENCE AND REGULAR PRIMARY — OFFICIAL BALLOT FOR McCRACKEN COUNTY — May 17, 2016

05/17/2016 08:13 PM

Total Number of Voters : 12,257 of 0 = 0.00%

Precincts Reporting 55 of 55 = 100.00%

Party	Candidate	Absentee		Early		Election		Total	
Precinct A114 (Ballots Cast: 210)									
UNITED STATES REPRESENTATIVE in CONGRESS 1st Congressional District, Vote For 1									
	Tom OSBORNE	0	0.00%	0	0.00%	78	65.00%	78	65.00%
	Samuel L. GASKINS	0	0.00%	0	0.00%	42	35.00%	42	35.00%
	Cast Votes:	0	0.00%	0	0.00%	120	88.24%	120	88.24%
	Over Votes:	0	0.00%	0	0.00%	0	0.00%	0	0.00%
	Under Votes:	0	0.00%	0	0.00%	16	11.76%	16	11.76%

Precinct Report — Unofficial

PRESIDENTIAL PREFERENCE AND REGULAR PRIMARY — OFFICIAL BALLOT FOR McCRACKEN COUNTY — May 17, 2016

05/17/2016 08:13 PM

Total Number of Voters : 12,257 of 0 = 0.00%

Precincts Reporting 55 of 55 = 100.00%

Party	Candidate	Absentee		Early		Election		Total	
Precinct A115 (Ballots Cast: 117)									
UNITED STATES SENATOR, Vote For 1									
	James R. GOULD	0	0.00%	0	0.00%	3	15.79%	3	15.79%
	Rand PAUL	0	0.00%	0	0.00%	16	84.21%	16	84.21%
	Stephen Howard SLAUGHTER	0	0.00%	0	0.00%	0	0.00%	0	0.00%
	Cast Votes:	0	0.00%	0	0.00%	19	100.00%	19	100.00%
	Over Votes:	0	0.00%	0	0.00%	0	0.00%	0	0.00%
	Under Votes:	0	0.00%	0	0.00%	0	0.00%	0	0.00%
UNITED STATES REPRESENTATIVE in CONGRESS 1st Congressional District, Vote For 1									
	Mike PAPE	0	0.00%	0	0.00%	6	31.58%	6	31.58%
	Miles A. CAUGHEY JR.	0	0.00%	0	0.00%	1	5.26%	1	5.26%
	Jason BATTS	0	0.00%	0	0.00%	3	15.79%	3	15.79%
	James R. COMER	0	0.00%	0	0.00%	9	47.37%	9	47.37%
	Cast Votes:	0	0.00%	0	0.00%	19	100.00%	19	100.00%
	Over Votes:	0	0.00%	0	0.00%	0	0.00%	0	0.00%
	Under Votes:	0	0.00%	0	0.00%	0	0.00%	0	0.00%
PRESIDENT of the UNITED STATES, Vote For 1									
	Martin J. O'MALLEY	0	0.00%	0	0.00%	0	0.00%	0	0.00%
	Bernard "Bernie" SANDERS	0	0.00%	0	0.00%	50	51.02%	50	51.02%
	Hillary CLINTON	0	0.00%	0	0.00%	44	44.90%	44	44.90%
	Roque Rocky DE LA FUENTE	0	0.00%	0	0.00%	0	0.00%	0	0.00%
	"UNCOMMITTED"	0	0.00%	0	0.00%	4	4.08%	4	4.08%
	Cast Votes:	0	0.00%	0	0.00%	98	100.00%	98	100.00%
	Over Votes:	0	0.00%	0	0.00%	0	0.00%	0	0.00%
	Under Votes:	0	0.00%	0	0.00%	0	0.00%	0	0.00%
UNITED STATES SENATOR, Vote For 1									
	Jim GRAY	0	0.00%	0	0.00%	55	61.80%	55	61.80%
	Rory HOULIHAN	0	0.00%	0	0.00%	4	4.49%	4	4.49%
	Jeff KENDER	0	0.00%	0	0.00%	6	6.74%	6	6.74%
	Ron LEACH	0	0.00%	0	0.00%	10	11.24%	10	11.24%
	Tom RECKTENWALD	0	0.00%	0	0.00%	3	3.37%	3	3.37%
	Grant T. SHORT	0	0.00%	0	0.00%	3	3.37%	3	3.37%
	Sellus WILDER	0	0.00%	0	0.00%	8	8.99%	8	8.99%
	Cast Votes:	0	0.00%	0	0.00%	89	90.82%	89	90.82%
	Over Votes:	0	0.00%	0	0.00%	0	0.00%	0	0.00%
	Under Votes:	0	0.00%	0	0.00%	9	9.18%	9	9.18%

Precinct Report — Unofficial

PRESIDENTIAL PREFERENCE AND REGULAR PRIMARY — OFFICIAL BALLOT FOR McCRACKEN COUNTY — May 17, 2016

05/17/2016 08:13 PM

Total Number of Voters : 12,257 of 0 = 0.00%

Precincts Reporting 55 of 55 = 100.00%

Party	Candidate	Absentee		Early		Election		Total	
Precinct A115 (Ballots Cast: 117)									
UNITED STATES REPRESENTATIVE in CONGRESS 1st Congressional District, Vote For 1									
	Tom OSBORNE	0	0.00%	0	0.00%	53	60.92%	53	60.92%
	Samuel L. GASKINS	0	0.00%	0	0.00%	34	39.08%	34	39.08%
	Cast Votes:	0	0.00%	0	0.00%	87	88.78%	87	88.78%
	Over Votes:	0	0.00%	0	0.00%	0	0.00%	0	0.00%
	Under Votes:	0	0.00%	0	0.00%	11	11.22%	11	11.22%
MAYOR City of Paducah, Vote For 1									
	Arthur BASKIN	0	0.00%	0	0.00%	0	0.00%	0	0.00%
	Gayle KALER	0	0.00%	0	0.00%	0	0.00%	0	0.00%
	Brandi HARLESS	0	0.00%	0	0.00%	0	0.00%	0	0.00%
	Louis Elliot POLACH	0	0.00%	0	0.00%	0	0.00%	0	0.00%
	Buzz VONTESMAR	0	0.00%	0	0.00%	0	0.00%	0	0.00%
	Cast Votes:	0	0.00%	0	0.00%	0	0.00%	0	0.00%
	Over Votes:	0	0.00%	0	0.00%	0	0.00%	0	0.00%
	Under Votes:	0	0.00%	0	0.00%	0	0.00%	0	0.00%
CITY COMMISSIONERS City of Paducah, Vote For 4									
	Sandra WILSON	0	0.00%	0	0.00%	0	0.00%	0	0.00%
	Eddie A. JONES	0	0.00%	0	0.00%	0	0.00%	0	0.00%
	Raynaldo HENDERSON	0	0.00%	0	0.00%	0	0.00%	0	0.00%
	Tracy JONES	0	0.00%	0	0.00%	0	0.00%	0	0.00%
	Vicky D. HOLLAND	0	0.00%	0	0.00%	0	0.00%	0	0.00%
	Frank BENNETT	0	0.00%	0	0.00%	0	0.00%	0	0.00%
	Allan RHODES	0	0.00%	0	0.00%	0	0.00%	0	0.00%
	Brandon DUNCAN	0	0.00%	0	0.00%	0	0.00%	0	0.00%
	Tony VELTRI	0	0.00%	0	0.00%	0	0.00%	0	0.00%
	Sarah Stewart HOLLAND	0	0.00%	0	0.00%	0	0.00%	0	0.00%
	Richard ABRAHAM	0	0.00%	0	0.00%	0	0.00%	0	0.00%
	Anne Fowler GWINN	0	0.00%	0	0.00%	0	0.00%	0	0.00%
	Cast Votes:	0	0.00%	0	0.00%	0	0.00%	0	0.00%
	Over Votes:	0	0.00%	0	0.00%	0	0.00%	0	0.00%
	Under Votes:	0	0.00%	0	0.00%	0	0.00%	0	0.00%

Precinct Report — Unofficial

PRESIDENTIAL PREFERENCE AND REGULAR PRIMARY — OFFICIAL BALLOT FOR McCRACKEN COUNTY — May 17, 2016

05/17/2016 08:13 PM

Total Number of Voters : 12,257 of 0 = 0.00%

Precincts Reporting 55 of 55 = 100.00%

Party	Candidate	Absentee		Early		Election		Total	
Precinct A116 (Ballots Cast: 292)									
UNITED STATES SENATOR, Vote For 1									
	James R. GOULD	0	0.00%	0	0.00%	6	7.23%	6	7.23%
	Rand PAUL	0	0.00%	0	0.00%	71	85.54%	71	85.54%
	Stephen Howard SLAUGHTER	0	0.00%	0	0.00%	6	7.23%	6	7.23%
	Cast Votes:	0	0.00%	0	0.00%	83	100.00%	83	100.00%
	Over Votes:	0	0.00%	0	0.00%	0	0.00%	0	0.00%
	Under Votes:	0	0.00%	0	0.00%	0	0.00%	0	0.00%
UNITED STATES REPRESENTATIVE in CONGRESS 1st Congressional District, Vote For 1									
	Mike PAPE	0	0.00%	0	0.00%	25	30.86%	25	30.86%
	Miles A. CAUGHEY JR.	0	0.00%	0	0.00%	3	3.70%	3	3.70%
	Jason BATTS	0	0.00%	0	0.00%	25	30.86%	25	30.86%
	James R. COMER	0	0.00%	0	0.00%	28	34.57%	28	34.57%
	Cast Votes:	0	0.00%	0	0.00%	81	97.59%	81	97.59%
	Over Votes:	0	0.00%	0	0.00%	0	0.00%	0	0.00%
	Under Votes:	0	0.00%	0	0.00%	2	2.41%	2	2.41%
PRESIDENT of the UNITED STATES, Vote For 1									
	Martin J. O'MALLEY	0	0.00%	0	0.00%	3	1.45%	3	1.45%
	Bernard "Bernie" SANDERS	0	0.00%	0	0.00%	94	45.41%	94	45.41%
	Hillary CLINTON	0	0.00%	0	0.00%	99	47.83%	99	47.83%
	Roque Rocky DE LA FUENTE	0	0.00%	0	0.00%	2	0.97%	2	0.97%
	"UNCOMMITTED"	0	0.00%	0	0.00%	9	4.35%	9	4.35%
	Cast Votes:	0	0.00%	0	0.00%	207	99.04%	207	99.04%
	Over Votes:	0	0.00%	0	0.00%	0	0.00%	0	0.00%
	Under Votes:	0	0.00%	0	0.00%	2	0.96%	2	0.96%
UNITED STATES SENATOR, Vote For 1									
	Jim GRAY	0	0.00%	0	0.00%	135	69.59%	135	69.59%
	Rory HOULIHAN	0	0.00%	0	0.00%	5	2.58%	5	2.58%
	Jeff KENDER	0	0.00%	0	0.00%	13	6.70%	13	6.70%
	Ron LEACH	0	0.00%	0	0.00%	22	11.34%	22	11.34%
	Tom RECKTENWALD	0	0.00%	0	0.00%	6	3.09%	6	3.09%
	Grant T. SHORT	0	0.00%	0	0.00%	3	1.55%	3	1.55%
	Sellus WILDER	0	0.00%	0	0.00%	10	5.15%	10	5.15%
	Cast Votes:	0	0.00%	0	0.00%	194	92.82%	194	92.82%
	Over Votes:	0	0.00%	0	0.00%	0	0.00%	0	0.00%
	Under Votes:	0	0.00%	0	0.00%	15	7.18%	15	7.18%

Precinct Report — Unofficial

PRESIDENTIAL PREFERENCE AND REGULAR PRIMARY — OFFICIAL BALLOT FOR McCRACKEN COUNTY — May 17, 2016

05/17/2016 08:13 PM

Total Number of Voters : 12,257 of 0 = 0.00%

Precincts Reporting 55 of 55 = 100.00%

Party	Candidate	Absentee		Early		Election		Total	
Precinct A116 (Ballots Cast: 292)									
UNITED STATES REPRESENTATIVE in CONGRESS 1st Congressional District, Vote For 1									
	Tom OSBORNE	0	0.00%	0	0.00%	126	66.67%	126	66.67%
	Samuel L. GASKINS	0	0.00%	0	0.00%	63	33.33%	63	33.33%
	Cast Votes:	0	0.00%	0	0.00%	189	90.43%	189	90.43%
	Over Votes:	0	0.00%	0	0.00%	0	0.00%	0	0.00%
	Under Votes:	0	0.00%	0	0.00%	20	9.57%	20	9.57%

Precinct Report — Unofficial

PRESIDENTIAL PREFERENCE AND REGULAR PRIMARY — OFFICIAL BALLOT FOR McCRACKEN COUNTY — May 17, 2016

05/17/2016 08:13 PM

Total Number of Voters : 12,257 of 0 = 0.00%

Precincts Reporting 55 of 55 = 100.00%

Party	Candidate	Absentee		Early		Election		Total	
Precinct A117 (Ballots Cast: 17)									
UNITED STATES SENATOR, Vote For 1									
	James R. GOULD	0	0.00%	0	0.00%	2	40.00%	2	40.00%
	Rand PAUL	0	0.00%	0	0.00%	3	60.00%	3	60.00%
	Stephen Howard SLAUGHTER	0	0.00%	0	0.00%	0	0.00%	0	0.00%
	Cast Votes:	0	0.00%	0	0.00%	5	100.00%	5	100.00%
	Over Votes:	0	0.00%	0	0.00%	0	0.00%	0	0.00%
	Under Votes:	0	0.00%	0	0.00%	0	0.00%	0	0.00%
UNITED STATES REPRESENTATIVE in CONGRESS 1st Congressional District, Vote For 1									
	Mike PAPE	0	0.00%	0	0.00%	2	40.00%	2	40.00%
	Miles A. CAUGHEY JR.	0	0.00%	0	0.00%	0	0.00%	0	0.00%
	Jason BATTS	0	0.00%	0	0.00%	1	20.00%	1	20.00%
	James R. COMER	0	0.00%	0	0.00%	2	40.00%	2	40.00%
	Cast Votes:	0	0.00%	0	0.00%	5	100.00%	5	100.00%
	Over Votes:	0	0.00%	0	0.00%	0	0.00%	0	0.00%
	Under Votes:	0	0.00%	0	0.00%	0	0.00%	0	0.00%
PRESIDENT of the UNITED STATES, Vote For 1									
	Martin J. O'MALLEY	0	0.00%	0	0.00%	2	16.67%	2	16.67%
	Bernard "Bernie" SANDERS	0	0.00%	0	0.00%	4	33.33%	4	33.33%
	Hillary CLINTON	0	0.00%	0	0.00%	6	50.00%	6	50.00%
	Roque Rocky DE LA FUENTE	0	0.00%	0	0.00%	0	0.00%	0	0.00%
	"UNCOMMITTED"	0	0.00%	0	0.00%	0	0.00%	0	0.00%
	Cast Votes:	0	0.00%	0	0.00%	12	100.00%	12	100.00%
	Over Votes:	0	0.00%	0	0.00%	0	0.00%	0	0.00%
	Under Votes:	0	0.00%	0	0.00%	0	0.00%	0	0.00%
UNITED STATES SENATOR, Vote For 1									
	Jim GRAY	0	0.00%	0	0.00%	8	66.67%	8	66.67%
	Rory HOULIHAN	0	0.00%	0	0.00%	1	8.33%	1	8.33%
	Jeff KENDER	0	0.00%	0	0.00%	0	0.00%	0	0.00%
	Ron LEACH	0	0.00%	0	0.00%	0	0.00%	0	0.00%
	Tom RECKTENWALD	0	0.00%	0	0.00%	0	0.00%	0	0.00%
	Grant T. SHORT	0	0.00%	0	0.00%	0	0.00%	0	0.00%
	Sellus WILDER	0	0.00%	0	0.00%	3	25.00%	3	25.00%
	Cast Votes:	0	0.00%	0	0.00%	12	100.00%	12	100.00%
	Over Votes:	0	0.00%	0	0.00%	0	0.00%	0	0.00%
	Under Votes:	0	0.00%	0	0.00%	0	0.00%	0	0.00%

Precinct Report — Unofficial

PRESIDENTIAL PREFERENCE AND REGULAR PRIMARY — OFFICIAL BALLOT FOR McCRACKEN COUNTY — May 17, 2016

05/17/2016 08:13 PM

Total Number of Voters : 12,257 of 0 = 0.00%

Precincts Reporting 55 of 55 = 100.00%

Party	Candidate	Absentee		Early		Election		Total	
Precinct A117 (Ballots Cast: 17)									
UNITED STATES REPRESENTATIVE in CONGRESS 1st Congressional District, Vote For 1									
	Tom OSBORNE	0	0.00%	0	0.00%	6	54.55%	6	54.55%
	Samuel L. GASKINS	0	0.00%	0	0.00%	5	45.45%	5	45.45%
	Cast Votes:	0	0.00%	0	0.00%	11	91.67%	11	91.67%
	Over Votes:	0	0.00%	0	0.00%	0	0.00%	0	0.00%
	Under Votes:	0	0.00%	0	0.00%	1	8.33%	1	8.33%

Precinct Report — Unofficial

PRESIDENTIAL PREFERENCE AND REGULAR PRIMARY — OFFICIAL BALLOT FOR McCRACKEN COUNTY — May 17, 2016

05/17/2016 08:13 PM

Total Number of Voters : 12,257 of 0 = 0.00%

Precincts Reporting 55 of 55 = 100.00%

Party	Candidate	Absentee		Early		Election		Total	
Precinct A118 (Ballots Cast: 292)									
UNITED STATES SENATOR, Vote For 1									
	James R. GOULD	0	0.00%	0	0.00%	5	4.59%	5	4.59%
	Rand PAUL	0	0.00%	0	0.00%	100	91.74%	100	91.74%
	Stephen Howard SLAUGHTER	0	0.00%	0	0.00%	4	3.67%	4	3.67%
	Cast Votes:	0	0.00%	0	0.00%	109	99.09%	109	99.09%
	Over Votes:	0	0.00%	0	0.00%	0	0.00%	0	0.00%
	Under Votes:	0	0.00%	0	0.00%	1	0.91%	1	0.91%
UNITED STATES REPRESENTATIVE in CONGRESS 1st Congressional District, Vote For 1									
	Mike PAPE	0	0.00%	0	0.00%	31	28.97%	31	28.97%
	Miles A. CAUGHEY JR.	0	0.00%	0	0.00%	2	1.87%	2	1.87%
	Jason BATTS	0	0.00%	0	0.00%	24	22.43%	24	22.43%
	James R. COMER	0	0.00%	0	0.00%	50	46.73%	50	46.73%
	Cast Votes:	0	0.00%	0	0.00%	107	97.27%	107	97.27%
	Over Votes:	0	0.00%	0	0.00%	0	0.00%	0	0.00%
	Under Votes:	0	0.00%	0	0.00%	3	2.73%	3	2.73%
PRESIDENT of the UNITED STATES, Vote For 1									
	Martin J. O'MALLEY	0	0.00%	0	0.00%	3	1.66%	3	1.66%
	Bernard "Bernie" SANDERS	0	0.00%	0	0.00%	114	62.98%	114	62.98%
	Hillary CLINTON	0	0.00%	0	0.00%	42	23.20%	42	23.20%
	Roque Rocky DE LA FUENTE	0	0.00%	0	0.00%	1	0.55%	1	0.55%
	"UNCOMMITTED"	0	0.00%	0	0.00%	21	11.60%	21	11.60%
	Cast Votes:	0	0.00%	0	0.00%	181	99.45%	181	99.45%
	Over Votes:	0	0.00%	0	0.00%	0	0.00%	0	0.00%
	Under Votes:	0	0.00%	0	0.00%	1	0.55%	1	0.55%
UNITED STATES SENATOR, Vote For 1									
	Jim GRAY	0	0.00%	0	0.00%	96	60.76%	96	60.76%
	Rory HOULIHAN	0	0.00%	0	0.00%	9	5.70%	9	5.70%
	Jeff KENDER	0	0.00%	0	0.00%	7	4.43%	7	4.43%
	Ron LEACH	0	0.00%	0	0.00%	19	12.03%	19	12.03%
	Tom RECKTENWALD	0	0.00%	0	0.00%	1	0.63%	1	0.63%
	Grant T. SHORT	0	0.00%	0	0.00%	11	6.96%	11	6.96%
	Sellus WILDER	0	0.00%	0	0.00%	15	9.49%	15	9.49%
	Cast Votes:	0	0.00%	0	0.00%	158	86.81%	158	86.81%
	Over Votes:	0	0.00%	0	0.00%	0	0.00%	0	0.00%
	Under Votes:	0	0.00%	0	0.00%	24	13.19%	24	13.19%

Precinct Report — Unofficial

PRESIDENTIAL PREFERENCE AND REGULAR PRIMARY — OFFICIAL BALLOT FOR McCRACKEN COUNTY — May 17, 2016

05/17/2016 08:13 PM

Total Number of Voters : 12,257 of 0 = 0.00%

Precincts Reporting 55 of 55 = 100.00%

Party	Candidate	Absentee		Early		Election		Total	
Precinct A118 (Ballots Cast: 292)									
UNITED STATES REPRESENTATIVE in CONGRESS 1st Congressional District, Vote For 1									
	Tom OSBORNE	0	0.00%	0	0.00%	107	66.88%	107	66.88%
	Samuel L. GASKINS	0	0.00%	0	0.00%	53	33.13%	53	33.13%
	Cast Votes:	0	0.00%	0	0.00%	160	87.91%	160	87.91%
	Over Votes:	0	0.00%	0	0.00%	0	0.00%	0	0.00%
	Under Votes:	0	0.00%	0	0.00%	22	12.09%	22	12.09%

Precinct Report — Unofficial

PRESIDENTIAL PREFERENCE AND REGULAR PRIMARY — OFFICIAL BALLOT FOR McCRACKEN COUNTY — May 17, 2016

05/17/2016 08:13 PM

Total Number of Voters : 12,257 of 0 = 0.00%

Precincts Reporting 55 of 55 = 100.00%

Party	Candidate	Absentee		Early		Election		Total	
Precinct A119A (Ballots Cast: 92)									
UNITED STATES SENATOR, Vote For 1									
	James R. GOULD	0	0.00%	0	0.00%	0	0.00%	0	0.00%
	Rand PAUL	0	0.00%	0	0.00%	6	100.00%	6	100.00%
	Stephen Howard SLAUGHTER	0	0.00%	0	0.00%	0	0.00%	0	0.00%
	Cast Votes:	0	0.00%	0	0.00%	6	100.00%	6	100.00%
	Over Votes:	0	0.00%	0	0.00%	0	0.00%	0	0.00%
	Under Votes:	0	0.00%	0	0.00%	0	0.00%	0	0.00%
UNITED STATES REPRESENTATIVE in CONGRESS 1st Congressional District, Vote For 1									
	Mike PAPE	0	0.00%	0	0.00%	2	40.00%	2	40.00%
	Miles A. CAUGHEY JR.	0	0.00%	0	0.00%	0	0.00%	0	0.00%
	Jason BATTS	0	0.00%	0	0.00%	3	60.00%	3	60.00%
	James R. COMER	0	0.00%	0	0.00%	0	0.00%	0	0.00%
	Cast Votes:	0	0.00%	0	0.00%	5	83.33%	5	83.33%
	Over Votes:	0	0.00%	0	0.00%	0	0.00%	0	0.00%
	Under Votes:	0	0.00%	0	0.00%	1	16.67%	1	16.67%
PRESIDENT of the UNITED STATES, Vote For 1									
	Martin J. O'MALLEY	0	0.00%	0	0.00%	0	0.00%	0	0.00%
	Bernard "Bernie" SANDERS	0	0.00%	0	0.00%	24	29.27%	24	29.27%
	Hillary CLINTON	0	0.00%	0	0.00%	55	67.07%	55	67.07%
	Roque Rocky DE LA FUENTE	0	0.00%	0	0.00%	1	1.22%	1	1.22%
	"UNCOMMITTED"	0	0.00%	0	0.00%	2	2.44%	2	2.44%
	Cast Votes:	0	0.00%	0	0.00%	82	100.00%	82	100.00%
	Over Votes:	0	0.00%	0	0.00%	0	0.00%	0	0.00%
	Under Votes:	0	0.00%	0	0.00%	0	0.00%	0	0.00%
UNITED STATES SENATOR, Vote For 1									
	Jim GRAY	0	0.00%	0	0.00%	41	60.29%	41	60.29%
	Rory HOULIHAN	0	0.00%	0	0.00%	3	4.41%	3	4.41%
	Jeff KENDER	0	0.00%	0	0.00%	8	11.76%	8	11.76%
	Ron LEACH	0	0.00%	0	0.00%	6	8.82%	6	8.82%
	Tom RECKTENWALD	0	0.00%	0	0.00%	3	4.41%	3	4.41%
	Grant T. SHORT	0	0.00%	0	0.00%	1	1.47%	1	1.47%
	Sellus WILDER	0	0.00%	0	0.00%	6	8.82%	6	8.82%
	Cast Votes:	0	0.00%	0	0.00%	68	82.93%	68	82.93%
	Over Votes:	0	0.00%	0	0.00%	0	0.00%	0	0.00%
	Under Votes:	0	0.00%	0	0.00%	14	17.07%	14	17.07%

Precinct Report — Unofficial

PRESIDENTIAL PREFERENCE AND REGULAR PRIMARY — OFFICIAL BALLOT FOR McCRACKEN COUNTY — May 17, 2016

05/17/2016 08:13 PM

Total Number of Voters : 12,257 of 0 = 0.00%

Precincts Reporting 55 of 55 = 100.00%

Party	Candidate	Absentee		Early		Election		Total	
Precinct A119A (Ballots Cast: 92)									
UNITED STATES REPRESENTATIVE in CONGRESS 1st Congressional District, Vote For 1									
	Tom OSBORNE	0	0.00%	0	0.00%	45	68.18%	45	68.18%
	Samuel L. GASKINS	0	0.00%	0	0.00%	21	31.82%	21	31.82%
	Cast Votes:	0	0.00%	0	0.00%	66	80.49%	66	80.49%
	Over Votes:	0	0.00%	0	0.00%	0	0.00%	0	0.00%
	Under Votes:	0	0.00%	0	0.00%	16	19.51%	16	19.51%
MAYOR City of Paducah, Vote For 1									
	Arthur BASKIN	0	0.00%	0	0.00%	29	32.95%	29	32.95%
	Gayle KALER	0	0.00%	0	0.00%	32	36.36%	32	36.36%
	Brandi HARLESS	0	0.00%	0	0.00%	25	28.41%	25	28.41%
	Louis Elliot POLACH	0	0.00%	0	0.00%	1	1.14%	1	1.14%
	Buzz VONTESMAR	0	0.00%	0	0.00%	1	1.14%	1	1.14%
	Cast Votes:	0	0.00%	0	0.00%	88	95.65%	88	95.65%
	Over Votes:	0	0.00%	0	0.00%	0	0.00%	0	0.00%
	Under Votes:	0	0.00%	0	0.00%	4	4.35%	4	4.35%
CITY COMMISSIONERS City of Paducah, Vote For 4									
	Sandra WILSON	0	0.00%	0	0.00%	22	7.33%	22	7.33%
	Eddie A. JONES	0	0.00%	0	0.00%	13	4.33%	13	4.33%
	Raynaldo HENDERSON	0	0.00%	0	0.00%	54	18.00%	54	18.00%
	Tracy JONES	0	0.00%	0	0.00%	56	18.67%	56	18.67%
	Vicky D. HOLLAND	0	0.00%	0	0.00%	36	12.00%	36	12.00%
	Frank BENNETT	0	0.00%	0	0.00%	7	2.33%	7	2.33%
	Allan RHODES	0	0.00%	0	0.00%	27	9.00%	27	9.00%
	Brandon DUNCAN	0	0.00%	0	0.00%	7	2.33%	7	2.33%
	Tony VELTRI	0	0.00%	0	0.00%	9	3.00%	9	3.00%
	Sarah Stewart HOLLAND	0	0.00%	0	0.00%	10	3.33%	10	3.33%
	Richard ABRAHAM	0	0.00%	0	0.00%	52	17.33%	52	17.33%
	Anne Fowler GWINN	0	0.00%	0	0.00%	7	2.33%	7	2.33%
	Cast Votes:	0	0.00%	0	0.00%	300	81.52%	300	81.52%
	Over Votes:	0	0.00%	0	0.00%	0	0.00%	0	0.00%
	Under Votes:	0	0.00%	0	0.00%	68	18.48%	68	18.48%

Precinct Report — Unofficial

PRESIDENTIAL PREFERENCE AND REGULAR PRIMARY — OFFICIAL BALLOT FOR McCRACKEN COUNTY — May 17, 2016

05/17/2016 08:13 PM

Total Number of Voters : 12,257 of 0 = 0.00%

Precincts Reporting 55 of 55 = 100.00%

Party	Candidate	Absentee		Early		Election		Total	
Precinct A120 (Ballots Cast: 189)									
UNITED STATES SENATOR, Vote For 1									
	James R. GOULD	0	0.00%	0	0.00%	5	7.25%	5	7.25%
	Rand PAUL	0	0.00%	0	0.00%	60	86.96%	60	86.96%
	Stephen Howard SLAUGHTER	0	0.00%	0	0.00%	4	5.80%	4	5.80%
	Cast Votes:	0	0.00%	0	0.00%	69	97.18%	69	97.18%
	Over Votes:	0	0.00%	0	0.00%	0	0.00%	0	0.00%
	Under Votes:	0	0.00%	0	0.00%	2	2.82%	2	2.82%
UNITED STATES REPRESENTATIVE in CONGRESS 1st Congressional District, Vote For 1									
	Mike PAPE	0	0.00%	0	0.00%	22	30.99%	22	30.99%
	Miles A. CAUGHEY JR.	0	0.00%	0	0.00%	4	5.63%	4	5.63%
	Jason BATTS	0	0.00%	0	0.00%	12	16.90%	12	16.90%
	James R. COMER	0	0.00%	0	0.00%	33	46.48%	33	46.48%
	Cast Votes:	0	0.00%	0	0.00%	71	100.00%	71	100.00%
	Over Votes:	0	0.00%	0	0.00%	0	0.00%	0	0.00%
	Under Votes:	0	0.00%	0	0.00%	0	0.00%	0	0.00%
PRESIDENT of the UNITED STATES, Vote For 1									
	Martin J. O'MALLEY	0	0.00%	0	0.00%	1	0.86%	1	0.86%
	Bernard "Bernie" SANDERS	0	0.00%	0	0.00%	68	58.62%	68	58.62%
	Hillary CLINTON	0	0.00%	0	0.00%	38	32.76%	38	32.76%
	Roque Rocky DE LA FUENTE	0	0.00%	0	0.00%	1	0.86%	1	0.86%
	"UNCOMMITTED"	0	0.00%	0	0.00%	8	6.90%	8	6.90%
	Cast Votes:	0	0.00%	0	0.00%	116	98.31%	116	98.31%
	Over Votes:	0	0.00%	0	0.00%	0	0.00%	0	0.00%
	Under Votes:	0	0.00%	0	0.00%	2	1.69%	2	1.69%
UNITED STATES SENATOR, Vote For 1									
	Jim GRAY	0	0.00%	0	0.00%	73	68.87%	73	68.87%
	Rory HOULIHAN	0	0.00%	0	0.00%	4	3.77%	4	3.77%
	Jeff KENDER	0	0.00%	0	0.00%	7	6.60%	7	6.60%
	Ron LEACH	0	0.00%	0	0.00%	10	9.43%	10	9.43%
	Tom RECKTENWALD	0	0.00%	0	0.00%	2	1.89%	2	1.89%
	Grant T. SHORT	0	0.00%	0	0.00%	4	3.77%	4	3.77%
	Sellus WILDER	0	0.00%	0	0.00%	6	5.66%	6	5.66%
	Cast Votes:	0	0.00%	0	0.00%	106	89.83%	106	89.83%
	Over Votes:	0	0.00%	0	0.00%	0	0.00%	0	0.00%
	Under Votes:	0	0.00%	0	0.00%	12	10.17%	12	10.17%

Precinct Report — Unofficial

PRESIDENTIAL PREFERENCE AND REGULAR PRIMARY — OFFICIAL BALLOT FOR McCRACKEN COUNTY — May 17, 2016

05/17/2016 08:13 PM

Total Number of Voters : 12,257 of 0 = 0.00%

Precincts Reporting 55 of 55 = 100.00%

Party	Candidate	Absentee		Early		Election		Total	
Precinct A120 (Ballots Cast: 189)									
UNITED STATES REPRESENTATIVE in CONGRESS 1st Congressional District, Vote For 1									
	Tom OSBORNE	0	0.00%	0	0.00%	63	59.43%	63	59.43%
	Samuel L. GASKINS	0	0.00%	0	0.00%	43	40.57%	43	40.57%
	Cast Votes:	0	0.00%	0	0.00%	106	89.83%	106	89.83%
	Over Votes:	0	0.00%	0	0.00%	0	0.00%	0	0.00%
	Under Votes:	0	0.00%	0	0.00%	12	10.17%	12	10.17%

Precinct Report — Unofficial

PRESIDENTIAL PREFERENCE AND REGULAR PRIMARY — OFFICIAL BALLOT FOR McCRACKEN COUNTY — May 17, 2016

05/17/2016 08:13 PM

Total Number of Voters : 12,257 of 0 = 0.00%

Precincts Reporting 55 of 55 = 100.00%

Party	Candidate	Absentee		Early		Election		Total	
Precinct A121 (Ballots Cast: 128)									
UNITED STATES SENATOR, Vote For 1									
	James R. GOULD	0	0.00%	0	0.00%	0	0.00%	0	0.00%
	Rand PAUL	0	0.00%	0	0.00%	57	100.00%	57	100.00%
	Stephen Howard SLAUGHTER	0	0.00%	0	0.00%	0	0.00%	0	0.00%
	Cast Votes:	0	0.00%	0	0.00%	57	100.00%	57	100.00%
	Over Votes:	0	0.00%	0	0.00%	0	0.00%	0	0.00%
	Under Votes:	0	0.00%	0	0.00%	0	0.00%	0	0.00%
UNITED STATES REPRESENTATIVE in CONGRESS 1st Congressional District, Vote For 1									
	Mike PAPE	0	0.00%	0	0.00%	22	39.29%	22	39.29%
	Miles A. CAUGHEY JR.	0	0.00%	0	0.00%	1	1.79%	1	1.79%
	Jason BATTS	0	0.00%	0	0.00%	18	32.14%	18	32.14%
	James R. COMER	0	0.00%	0	0.00%	15	26.79%	15	26.79%
	Cast Votes:	0	0.00%	0	0.00%	56	98.25%	56	98.25%
	Over Votes:	0	0.00%	0	0.00%	0	0.00%	0	0.00%
	Under Votes:	0	0.00%	0	0.00%	1	1.75%	1	1.75%
PRESIDENT of the UNITED STATES, Vote For 1									
	Martin J. O'MALLEY	0	0.00%	0	0.00%	0	0.00%	0	0.00%
	Bernard "Bernie" SANDERS	0	0.00%	0	0.00%	32	46.38%	32	46.38%
	Hillary CLINTON	0	0.00%	0	0.00%	32	46.38%	32	46.38%
	Roque Rocky DE LA FUENTE	0	0.00%	0	0.00%	0	0.00%	0	0.00%
	"UNCOMMITTED"	0	0.00%	0	0.00%	5	7.25%	5	7.25%
	Cast Votes:	0	0.00%	0	0.00%	69	97.18%	69	97.18%
	Over Votes:	0	0.00%	0	0.00%	0	0.00%	0	0.00%
	Under Votes:	0	0.00%	0	0.00%	2	2.82%	2	2.82%
UNITED STATES SENATOR, Vote For 1									
	Jim GRAY	0	0.00%	0	0.00%	44	69.84%	44	69.84%
	Rory HOULIHAN	0	0.00%	0	0.00%	3	4.76%	3	4.76%
	Jeff KENDER	0	0.00%	0	0.00%	4	6.35%	4	6.35%
	Ron LEACH	0	0.00%	0	0.00%	6	9.52%	6	9.52%
	Tom RECKTENWALD	0	0.00%	0	0.00%	1	1.59%	1	1.59%
	Grant T. SHORT	0	0.00%	0	0.00%	2	3.17%	2	3.17%
	Sellus WILDER	0	0.00%	0	0.00%	3	4.76%	3	4.76%
	Cast Votes:	0	0.00%	0	0.00%	63	88.73%	63	88.73%
	Over Votes:	0	0.00%	0	0.00%	0	0.00%	0	0.00%
	Under Votes:	0	0.00%	0	0.00%	8	11.27%	8	11.27%

Precinct Report — Unofficial

PRESIDENTIAL PREFERENCE AND REGULAR PRIMARY — OFFICIAL BALLOT FOR McCRACKEN COUNTY — May 17, 2016

05/17/2016 08:13 PM

Total Number of Voters : 12,257 of 0 = 0.00%

Precincts Reporting 55 of 55 = 100.00%

Party	Candidate	Absentee		Early		Election		Total	
Precinct A121 (Ballots Cast: 128)									
UNITED STATES REPRESENTATIVE in CONGRESS 1st Congressional District, Vote For 1									
	Tom OSBORNE	0	0.00%	0	0.00%	9	17.65%	9	17.65%
	Samuel L. GASKINS	0	0.00%	0	0.00%	42	82.35%	42	82.35%
	Cast Votes:	0	0.00%	0	0.00%	51	71.83%	51	71.83%
	Over Votes:	0	0.00%	0	0.00%	0	0.00%	0	0.00%
	Under Votes:	0	0.00%	0	0.00%	20	28.17%	20	28.17%

Precinct Report — Unofficial

PRESIDENTIAL PREFERENCE AND REGULAR PRIMARY — OFFICIAL BALLOT FOR McCRACKEN COUNTY — May 17, 2016

05/17/2016 08:13 PM

Total Number of Voters : 12,257 of 0 = 0.00%

Precincts Reporting 55 of 55 = 100.00%

Party	Candidate	Absentee		Early		Election		Total	
Precinct A122 (Ballots Cast: 343)									
UNITED STATES SENATOR, Vote For 1									
	James R. GOULD	0	0.00%	0	0.00%	11	10.38%	11	10.38%
	Rand PAUL	0	0.00%	0	0.00%	93	87.74%	93	87.74%
	Stephen Howard SLAUGHTER	0	0.00%	0	0.00%	2	1.89%	2	1.89%
	Cast Votes:	0	0.00%	0	0.00%	106	97.25%	106	97.25%
	Over Votes:	0	0.00%	0	0.00%	0	0.00%	0	0.00%
	Under Votes:	0	0.00%	0	0.00%	3	2.75%	3	2.75%
UNITED STATES REPRESENTATIVE in CONGRESS 1st Congressional District, Vote For 1									
	Mike PAPE	0	0.00%	0	0.00%	46	42.20%	46	42.20%
	Miles A. CAUGHEY JR.	0	0.00%	0	0.00%	4	3.67%	4	3.67%
	Jason BATTS	0	0.00%	0	0.00%	19	17.43%	19	17.43%
	James R. COMER	0	0.00%	0	0.00%	40	36.70%	40	36.70%
	Cast Votes:	0	0.00%	0	0.00%	109	100.00%	109	100.00%
	Over Votes:	0	0.00%	0	0.00%	0	0.00%	0	0.00%
	Under Votes:	0	0.00%	0	0.00%	0	0.00%	0	0.00%
PRESIDENT of the UNITED STATES, Vote For 1									
	Martin J. O'MALLEY	0	0.00%	0	0.00%	1	0.44%	1	0.44%
	Bernard "Bernie" SANDERS	0	0.00%	0	0.00%	104	45.61%	104	45.61%
	Hillary CLINTON	0	0.00%	0	0.00%	99	43.42%	99	43.42%
	Roque Rocky DE LA FUENTE	0	0.00%	0	0.00%	0	0.00%	0	0.00%
	"UNCOMMITTED"	0	0.00%	0	0.00%	24	10.53%	24	10.53%
	Cast Votes:	0	0.00%	0	0.00%	228	98.28%	228	98.28%
	Over Votes:	0	0.00%	0	0.00%	0	0.00%	0	0.00%
	Under Votes:	0	0.00%	0	0.00%	4	1.72%	4	1.72%
UNITED STATES SENATOR, Vote For 1									
	Jim GRAY	0	0.00%	0	0.00%	146	71.57%	146	71.57%
	Rory HOULIHAN	0	0.00%	0	0.00%	5	2.45%	5	2.45%
	Jeff KENDER	0	0.00%	0	0.00%	12	5.88%	12	5.88%
	Ron LEACH	0	0.00%	0	0.00%	15	7.35%	15	7.35%
	Tom RECKTENWALD	0	0.00%	0	0.00%	3	1.47%	3	1.47%
	Grant T. SHORT	0	0.00%	0	0.00%	5	2.45%	5	2.45%
	Sellus WILDER	0	0.00%	0	0.00%	18	8.82%	18	8.82%
	Cast Votes:	0	0.00%	0	0.00%	204	87.93%	204	87.93%
	Over Votes:	0	0.00%	0	0.00%	0	0.00%	0	0.00%
	Under Votes:	0	0.00%	0	0.00%	28	12.07%	28	12.07%

Precinct Report — Unofficial

PRESIDENTIAL PREFERENCE AND REGULAR PRIMARY — OFFICIAL BALLOT FOR McCRACKEN COUNTY — May 17, 2016

05/17/2016 08:13 PM

Total Number of Voters : 12,257 of 0 = 0.00%

Precincts Reporting 55 of 55 = 100.00%

Party	Candidate	Absentee		Early		Election		Total	
Precinct A122 (Ballots Cast: 343)									
UNITED STATES REPRESENTATIVE in CONGRESS 1st Congressional District, Vote For 1									
	Tom OSBORNE	0	0.00%	0	0.00%	115	58.38%	115	58.38%
	Samuel L. GASKINS	0	0.00%	0	0.00%	82	41.62%	82	41.62%
	Cast Votes:	0	0.00%	0	0.00%	197	84.91%	197	84.91%
	Over Votes:	0	0.00%	0	0.00%	0	0.00%	0	0.00%
	Under Votes:	0	0.00%	0	0.00%	35	15.09%	35	15.09%
MAYOR City of Paducah, Vote For 1									
	Arthur BASKIN	0	0.00%	0	0.00%	5	5.10%	5	5.10%
	Gayle KALER	0	0.00%	0	0.00%	35	35.71%	35	35.71%
	Brandi HARLESS	0	0.00%	0	0.00%	44	44.90%	44	44.90%
	Louis Elliot POLACH	0	0.00%	0	0.00%	1	1.02%	1	1.02%
	Buzz VONTESMAR	0	0.00%	0	0.00%	13	13.27%	13	13.27%
	Cast Votes:	0	0.00%	0	0.00%	98	96.08%	98	96.08%
	Over Votes:	0	0.00%	0	0.00%	0	0.00%	0	0.00%
	Under Votes:	0	0.00%	0	0.00%	4	3.92%	4	3.92%
CITY COMMISSIONERS City of Paducah, Vote For 4									
	Sandra WILSON	0	0.00%	0	0.00%	67	19.42%	67	19.42%
	Eddie A. JONES	0	0.00%	0	0.00%	21	6.09%	21	6.09%
	Raynaldo HENDERSON	0	0.00%	0	0.00%	14	4.06%	14	4.06%
	Tracy JONES	0	0.00%	0	0.00%	9	2.61%	9	2.61%
	Vicky D. HOLLAND	0	0.00%	0	0.00%	12	3.48%	12	3.48%
	Frank BENNETT	0	0.00%	0	0.00%	27	7.83%	27	7.83%
	Allan RHODES	0	0.00%	0	0.00%	63	18.26%	63	18.26%
	Brandon DUNCAN	0	0.00%	0	0.00%	18	5.22%	18	5.22%
	Tony VELTRI	0	0.00%	0	0.00%	16	4.64%	16	4.64%
	Sarah Stewart HOLLAND	0	0.00%	0	0.00%	22	6.38%	22	6.38%
	Richard ABRAHAM	0	0.00%	0	0.00%	42	12.17%	42	12.17%
	Anne Fowler GWINN	0	0.00%	0	0.00%	34	9.86%	34	9.86%
	Cast Votes:	0	0.00%	0	0.00%	345	84.56%	345	84.56%
	Over Votes:	0	0.00%	0	0.00%	0	0.00%	0	0.00%
	Under Votes:	0	0.00%	0	0.00%	63	15.44%	63	15.44%

Precinct Report — Unofficial

PRESIDENTIAL PREFERENCE AND REGULAR PRIMARY — OFFICIAL BALLOT FOR McCRACKEN COUNTY — May 17, 2016

05/17/2016 08:13 PM

Total Number of Voters : 12,257 of 0 = 0.00%

Precincts Reporting 55 of 55 = 100.00%

Party	Candidate	Absentee		Early		Election		Total	
Precinct A124 (Ballots Cast: 158)									
UNITED STATES SENATOR, Vote For 1									
	James R. GOULD	0	0.00%	0	0.00%	4	12.50%	4	12.50%
	Rand PAUL	0	0.00%	0	0.00%	28	87.50%	28	87.50%
	Stephen Howard SLAUGHTER	0	0.00%	0	0.00%	0	0.00%	0	0.00%
	Cast Votes:	0	0.00%	0	0.00%	32	91.43%	32	91.43%
	Over Votes:	0	0.00%	0	0.00%	0	0.00%	0	0.00%
	Under Votes:	0	0.00%	0	0.00%	3	8.57%	3	8.57%
UNITED STATES REPRESENTATIVE in CONGRESS 1st Congressional District, Vote For 1									
	Mike PAPE	0	0.00%	0	0.00%	11	31.43%	11	31.43%
	Miles A. CAUGHEY JR.	0	0.00%	0	0.00%	1	2.86%	1	2.86%
	Jason BATTS	0	0.00%	0	0.00%	10	28.57%	10	28.57%
	James R. COMER	0	0.00%	0	0.00%	13	37.14%	13	37.14%
	Cast Votes:	0	0.00%	0	0.00%	35	100.00%	35	100.00%
	Over Votes:	0	0.00%	0	0.00%	0	0.00%	0	0.00%
	Under Votes:	0	0.00%	0	0.00%	0	0.00%	0	0.00%
PRESIDENT of the UNITED STATES, Vote For 1									
	Martin J. O'MALLEY	0	0.00%	0	0.00%	5	4.10%	5	4.10%
	Bernard "Bernie" SANDERS	0	0.00%	0	0.00%	59	48.36%	59	48.36%
	Hillary CLINTON	0	0.00%	0	0.00%	42	34.43%	42	34.43%
	Roque Rocky DE LA FUENTE	0	0.00%	0	0.00%	1	0.82%	1	0.82%
	"UNCOMMITTED"	0	0.00%	0	0.00%	15	12.30%	15	12.30%
	Cast Votes:	0	0.00%	0	0.00%	122	99.19%	122	99.19%
	Over Votes:	0	0.00%	0	0.00%	0	0.00%	0	0.00%
	Under Votes:	0	0.00%	0	0.00%	1	0.81%	1	0.81%
UNITED STATES SENATOR, Vote For 1									
	Jim GRAY	0	0.00%	0	0.00%	69	60.53%	69	60.53%
	Rory HOULIHAN	0	0.00%	0	0.00%	8	7.02%	8	7.02%
	Jeff KENDER	0	0.00%	0	0.00%	11	9.65%	11	9.65%
	Ron LEACH	0	0.00%	0	0.00%	9	7.89%	9	7.89%
	Tom RECKTENWALD	0	0.00%	0	0.00%	2	1.75%	2	1.75%
	Grant T. SHORT	0	0.00%	0	0.00%	5	4.39%	5	4.39%
	Sellus WILDER	0	0.00%	0	0.00%	10	8.77%	10	8.77%
	Cast Votes:	0	0.00%	0	0.00%	114	92.68%	114	92.68%
	Over Votes:	0	0.00%	0	0.00%	0	0.00%	0	0.00%
	Under Votes:	0	0.00%	0	0.00%	9	7.32%	9	7.32%

Precinct Report — Unofficial

PRESIDENTIAL PREFERENCE AND REGULAR PRIMARY — OFFICIAL BALLOT FOR McCRACKEN COUNTY — May 17, 2016

05/17/2016 08:13 PM

Total Number of Voters : 12,257 of 0 = 0.00%

Precincts Reporting 55 of 55 = 100.00%

Party	Candidate	Absentee		Early		Election		Total	
Precinct A124 (Ballots Cast: 158)									
UNITED STATES REPRESENTATIVE in CONGRESS 1st Congressional District, Vote For 1									
	Tom OSBORNE	0	0.00%	0	0.00%	78	72.90%	78	72.90%
	Samuel L. GASKINS	0	0.00%	0	0.00%	29	27.10%	29	27.10%
	Cast Votes:	0	0.00%	0	0.00%	107	86.99%	107	86.99%
	Over Votes:	0	0.00%	0	0.00%	0	0.00%	0	0.00%
	Under Votes:	0	0.00%	0	0.00%	16	13.01%	16	13.01%

Precinct Report — Unofficial

PRESIDENTIAL PREFERENCE AND REGULAR PRIMARY — OFFICIAL BALLOT FOR McCRACKEN COUNTY — May 17, 2016

05/17/2016 08:13 PM

Total Number of Voters : 12,257 of 0 = 0.00%

Precincts Reporting 55 of 55 = 100.00%

Party	Candidate	Absentee		Early		Election		Total	
Precinct A133A (Ballots Cast: 147)									
UNITED STATES SENATOR, Vote For 1									
	James R. GOULD	0	0.00%	0	0.00%	1	3.85%	1	3.85%
	Rand PAUL	0	0.00%	0	0.00%	21	80.77%	21	80.77%
	Stephen Howard SLAUGHTER	0	0.00%	0	0.00%	4	15.38%	4	15.38%
	Cast Votes:	0	0.00%	0	0.00%	26	100.00%	26	100.00%
	Over Votes:	0	0.00%	0	0.00%	0	0.00%	0	0.00%
	Under Votes:	0	0.00%	0	0.00%	0	0.00%	0	0.00%
UNITED STATES REPRESENTATIVE in CONGRESS 1st Congressional District, Vote For 1									
	Mike PAPE	0	0.00%	0	0.00%	10	38.46%	10	38.46%
	Miles A. CAUGHEY JR.	0	0.00%	0	0.00%	6	23.08%	6	23.08%
	Jason BATTS	0	0.00%	0	0.00%	4	15.38%	4	15.38%
	James R. COMER	0	0.00%	0	0.00%	6	23.08%	6	23.08%
	Cast Votes:	0	0.00%	0	0.00%	26	100.00%	26	100.00%
	Over Votes:	0	0.00%	0	0.00%	0	0.00%	0	0.00%
	Under Votes:	0	0.00%	0	0.00%	0	0.00%	0	0.00%
PRESIDENT of the UNITED STATES, Vote For 1									
	Martin J. O'MALLEY	0	0.00%	0	0.00%	1	0.89%	1	0.89%
	Bernard "Bernie" SANDERS	0	0.00%	0	0.00%	43	38.39%	43	38.39%
	Hillary CLINTON	0	0.00%	0	0.00%	64	57.14%	64	57.14%
	Roque Rocky DE LA FUENTE	0	0.00%	0	0.00%	0	0.00%	0	0.00%
	"UNCOMMITTED"	0	0.00%	0	0.00%	4	3.57%	4	3.57%
	Cast Votes:	0	0.00%	0	0.00%	112	99.12%	112	99.12%
	Over Votes:	0	0.00%	0	0.00%	0	0.00%	0	0.00%
	Under Votes:	0	0.00%	0	0.00%	1	0.88%	1	0.88%
UNITED STATES SENATOR, Vote For 1									
	Jim GRAY	0	0.00%	0	0.00%	58	59.79%	58	59.79%
	Rory HOULIHAN	0	0.00%	0	0.00%	5	5.15%	5	5.15%
	Jeff KENDER	0	0.00%	0	0.00%	8	8.25%	8	8.25%
	Ron LEACH	0	0.00%	0	0.00%	10	10.31%	10	10.31%
	Tom RECKTENWALD	0	0.00%	0	0.00%	4	4.12%	4	4.12%
	Grant T. SHORT	0	0.00%	0	0.00%	2	2.06%	2	2.06%
	Sellus WILDER	0	0.00%	0	0.00%	10	10.31%	10	10.31%
	Cast Votes:	0	0.00%	0	0.00%	97	85.84%	97	85.84%
	Over Votes:	0	0.00%	0	0.00%	0	0.00%	0	0.00%
	Under Votes:	0	0.00%	0	0.00%	16	14.16%	16	14.16%

Precinct Report — Unofficial

PRESIDENTIAL PREFERENCE AND REGULAR PRIMARY — OFFICIAL BALLOT FOR McCRACKEN COUNTY — May 17, 2016

05/17/2016 08:13 PM

Total Number of Voters : 12,257 of 0 = 0.00%

Precincts Reporting 55 of 55 = 100.00%

Party	Candidate	Absentee		Early		Election		Total	
Precinct A133A (Ballots Cast: 147)									
UNITED STATES REPRESENTATIVE in CONGRESS 1st Congressional District, Vote For 1									
	Tom OSBORNE	0	0.00%	0	0.00%	55	62.50%	55	62.50%
	Samuel L. GASKINS	0	0.00%	0	0.00%	33	37.50%	33	37.50%
	Cast Votes:	0	0.00%	0	0.00%	88	77.88%	88	77.88%
	Over Votes:	0	0.00%	0	0.00%	0	0.00%	0	0.00%
	Under Votes:	0	0.00%	0	0.00%	25	22.12%	25	22.12%
MAYOR City of Paducah, Vote For 1									
	Arthur BASKIN	0	0.00%	0	0.00%	16	11.43%	16	11.43%
	Gayle KALER	0	0.00%	0	0.00%	62	44.29%	62	44.29%
	Brandi HARLESS	0	0.00%	0	0.00%	48	34.29%	48	34.29%
	Louis Elliot POLACH	0	0.00%	0	0.00%	9	6.43%	9	6.43%
	Buzz VONTESMAR	0	0.00%	0	0.00%	5	3.57%	5	3.57%
	Cast Votes:	0	0.00%	0	0.00%	140	95.24%	140	95.24%
	Over Votes:	0	0.00%	0	0.00%	0	0.00%	0	0.00%
	Under Votes:	0	0.00%	0	0.00%	7	4.76%	7	4.76%
CITY COMMISSIONERS City of Paducah, Vote For 4									
	Sandra WILSON	0	0.00%	0	0.00%	67	14.60%	67	14.60%
	Eddie A. JONES	0	0.00%	0	0.00%	30	6.54%	30	6.54%
	Raynaldo HENDERSON	0	0.00%	0	0.00%	40	8.71%	40	8.71%
	Tracy JONES	0	0.00%	0	0.00%	27	5.88%	27	5.88%
	Vicky D. HOLLAND	0	0.00%	0	0.00%	30	6.54%	30	6.54%
	Frank BENNETT	0	0.00%	0	0.00%	32	6.97%	32	6.97%
	Allan RHODES	0	0.00%	0	0.00%	66	14.38%	66	14.38%
	Brandon DUNCAN	0	0.00%	0	0.00%	23	5.01%	23	5.01%
	Tony VELTRI	0	0.00%	0	0.00%	19	4.14%	19	4.14%
	Sarah Stewart HOLLAND	0	0.00%	0	0.00%	41	8.93%	41	8.93%
	Richard ABRAHAM	0	0.00%	0	0.00%	45	9.80%	45	9.80%
	Anne Fowler GWINN	0	0.00%	0	0.00%	39	8.50%	39	8.50%
	Cast Votes:	0	0.00%	0	0.00%	459	78.06%	459	78.06%
	Over Votes:	0	0.00%	0	0.00%	0	0.00%	0	0.00%
	Under Votes:	0	0.00%	0	0.00%	129	21.94%	129	21.94%

Precinct Report — Unofficial

PRESIDENTIAL PREFERENCE AND REGULAR PRIMARY — OFFICIAL BALLOT FOR McCRACKEN COUNTY — May 17, 2016

05/17/2016 08:13 PM

Total Number of Voters : 12,257 of 0 = 0.00%

Precincts Reporting 55 of 55 = 100.00%

Party	Candidate	Absentee		Early		Election		Total	
Precinct B103A (Ballots Cast: 238)									
UNITED STATES SENATOR, Vote For 1									
	James R. GOULD	0	0.00%	0	0.00%	6	11.11%	6	11.11%
	Rand PAUL	0	0.00%	0	0.00%	42	77.78%	42	77.78%
	Stephen Howard SLAUGHTER	0	0.00%	0	0.00%	6	11.11%	6	11.11%
	Cast Votes:	0	0.00%	0	0.00%	54	94.74%	54	94.74%
	Over Votes:	0	0.00%	0	0.00%	0	0.00%	0	0.00%
	Under Votes:	0	0.00%	0	0.00%	3	5.26%	3	5.26%
UNITED STATES REPRESENTATIVE in CONGRESS 1st Congressional District, Vote For 1									
	Mike PAPE	0	0.00%	0	0.00%	15	30.00%	15	30.00%
	Miles A. CAUGHEY JR.	0	0.00%	0	0.00%	0	0.00%	0	0.00%
	Jason BATTS	0	0.00%	0	0.00%	17	34.00%	17	34.00%
	James R. COMER	0	0.00%	0	0.00%	18	36.00%	18	36.00%
	Cast Votes:	0	0.00%	0	0.00%	50	87.72%	50	87.72%
	Over Votes:	0	0.00%	0	0.00%	0	0.00%	0	0.00%
	Under Votes:	0	0.00%	0	0.00%	7	12.28%	7	12.28%
PRESIDENT of the UNITED STATES, Vote For 1									
	Martin J. O'MALLEY	0	0.00%	0	0.00%	2	1.21%	2	1.21%
	Bernard "Bernie" SANDERS	0	0.00%	0	0.00%	86	52.12%	86	52.12%
	Hillary CLINTON	0	0.00%	0	0.00%	69	41.82%	69	41.82%
	Roque Rocky DE LA FUENTE	0	0.00%	0	0.00%	0	0.00%	0	0.00%
	"UNCOMMITTED"	0	0.00%	0	0.00%	8	4.85%	8	4.85%
	Cast Votes:	0	0.00%	0	0.00%	165	96.49%	165	96.49%
	Over Votes:	0	0.00%	0	0.00%	0	0.00%	0	0.00%
	Under Votes:	0	0.00%	0	0.00%	6	3.51%	6	3.51%
UNITED STATES SENATOR, Vote For 1									
	Jim GRAY	0	0.00%	0	0.00%	62	48.06%	62	48.06%
	Rory HOULIHAN	0	0.00%	0	0.00%	5	3.88%	5	3.88%
	Jeff KENDER	0	0.00%	0	0.00%	9	6.98%	9	6.98%
	Ron LEACH	0	0.00%	0	0.00%	16	12.40%	16	12.40%
	Tom RECKTENWALD	0	0.00%	0	0.00%	5	3.88%	5	3.88%
	Grant T. SHORT	0	0.00%	0	0.00%	3	2.33%	3	2.33%
	Sellus WILDER	0	0.00%	0	0.00%	29	22.48%	29	22.48%
	Cast Votes:	0	0.00%	0	0.00%	129	75.44%	129	75.44%
	Over Votes:	0	0.00%	0	0.00%	0	0.00%	0	0.00%
	Under Votes:	0	0.00%	0	0.00%	42	24.56%	42	24.56%

Precinct Report — Unofficial

PRESIDENTIAL PREFERENCE AND REGULAR PRIMARY — OFFICIAL BALLOT FOR McCRACKEN COUNTY — May 17, 2016

05/17/2016 08:13 PM

Total Number of Voters : 12,257 of 0 = 0.00%

Precincts Reporting 55 of 55 = 100.00%

Party	Candidate	Absentee		Early		Election		Total	
Precinct B103A (Ballots Cast: 238)									
UNITED STATES REPRESENTATIVE in CONGRESS 1st Congressional District, Vote For 1									
	Tom OSBORNE	0	0.00%	0	0.00%	63	49.61%	63	49.61%
	Samuel L. GASKINS	0	0.00%	0	0.00%	64	50.39%	64	50.39%
	Cast Votes:	0	0.00%	0	0.00%	127	74.27%	127	74.27%
	Over Votes:	0	0.00%	0	0.00%	0	0.00%	0	0.00%
	Under Votes:	0	0.00%	0	0.00%	44	25.73%	44	25.73%
MAYOR City of Paducah, Vote For 1									
	Arthur BASKIN	0	0.00%	0	0.00%	18	8.04%	18	8.04%
	Gayle KALER	0	0.00%	0	0.00%	67	29.91%	67	29.91%
	Brandi HARLESS	0	0.00%	0	0.00%	121	54.02%	121	54.02%
	Louis Elliot POLACH	0	0.00%	0	0.00%	2	0.89%	2	0.89%
	Buzz VONTESMAR	0	0.00%	0	0.00%	16	7.14%	16	7.14%
	Cast Votes:	0	0.00%	0	0.00%	224	94.12%	224	94.12%
	Over Votes:	0	0.00%	0	0.00%	0	0.00%	0	0.00%
	Under Votes:	0	0.00%	0	0.00%	14	5.88%	14	5.88%
CITY COMMISSIONERS City of Paducah, Vote For 4									
	Sandra WILSON	0	0.00%	0	0.00%	67	9.20%	67	9.20%
	Eddie A. JONES	0	0.00%	0	0.00%	52	7.14%	52	7.14%
	Raynaldo HENDERSON	0	0.00%	0	0.00%	60	8.24%	60	8.24%
	Tracy JONES	0	0.00%	0	0.00%	51	7.01%	51	7.01%
	Vicky D. HOLLAND	0	0.00%	0	0.00%	34	4.67%	34	4.67%
	Frank BENNETT	0	0.00%	0	0.00%	51	7.01%	51	7.01%
	Allan RHODES	0	0.00%	0	0.00%	126	17.31%	126	17.31%
	Brandon DUNCAN	0	0.00%	0	0.00%	41	5.63%	41	5.63%
	Tony VELTRI	0	0.00%	0	0.00%	27	3.71%	27	3.71%
	Sarah Stewart HOLLAND	0	0.00%	0	0.00%	66	9.07%	66	9.07%
	Richard ABRAHAM	0	0.00%	0	0.00%	92	12.64%	92	12.64%
	Anne Fowler GWINN	0	0.00%	0	0.00%	61	8.38%	61	8.38%
	Cast Votes:	0	0.00%	0	0.00%	728	76.47%	728	76.47%
	Over Votes:	0	0.00%	0	0.00%	0	0.00%	0	0.00%
	Under Votes:	0	0.00%	0	0.00%	224	23.53%	224	23.53%

Precinct Report — Unofficial

PRESIDENTIAL PREFERENCE AND REGULAR PRIMARY — OFFICIAL BALLOT FOR McCRACKEN COUNTY — May 17, 2016

05/17/2016 08:13 PM

Total Number of Voters : 12,257 of 0 = 0.00%

Precincts Reporting 55 of 55 = 100.00%

Party	Candidate	Absentee		Early		Election		Total	
Precinct B113A (Ballots Cast: 270)									
UNITED STATES SENATOR, Vote For 1									
	James R. GOULD	0	0.00%	0	0.00%	5	8.33%	5	8.33%
	Rand PAUL	0	0.00%	0	0.00%	54	90.00%	54	90.00%
	Stephen Howard SLAUGHTER	0	0.00%	0	0.00%	1	1.67%	1	1.67%
	Cast Votes:	0	0.00%	0	0.00%	60	96.77%	60	96.77%
	Over Votes:	0	0.00%	0	0.00%	0	0.00%	0	0.00%
	Under Votes:	0	0.00%	0	0.00%	2	3.23%	2	3.23%
UNITED STATES REPRESENTATIVE in CONGRESS 1st Congressional District, Vote For 1									
	Mike PAPE	0	0.00%	0	0.00%	18	29.51%	18	29.51%
	Miles A. CAUGHEY JR.	0	0.00%	0	0.00%	2	3.28%	2	3.28%
	Jason BATTS	0	0.00%	0	0.00%	20	32.79%	20	32.79%
	James R. COMER	0	0.00%	0	0.00%	21	34.43%	21	34.43%
	Cast Votes:	0	0.00%	0	0.00%	61	98.39%	61	98.39%
	Over Votes:	0	0.00%	0	0.00%	0	0.00%	0	0.00%
	Under Votes:	0	0.00%	0	0.00%	1	1.61%	1	1.61%
PRESIDENT of the UNITED STATES, Vote For 1									
	Martin J. O'MALLEY	0	0.00%	0	0.00%	0	0.00%	0	0.00%
	Bernard "Bernie" SANDERS	0	0.00%	0	0.00%	85	44.97%	85	44.97%
	Hillary CLINTON	0	0.00%	0	0.00%	97	51.32%	97	51.32%
	Roque Rocky DE LA FUENTE	0	0.00%	0	0.00%	0	0.00%	0	0.00%
	"UNCOMMITTED"	0	0.00%	0	0.00%	7	3.70%	7	3.70%
	Cast Votes:	0	0.00%	0	0.00%	189	97.93%	189	97.93%
	Over Votes:	0	0.00%	0	0.00%	0	0.00%	0	0.00%
	Under Votes:	0	0.00%	0	0.00%	4	2.07%	4	2.07%
UNITED STATES SENATOR, Vote For 1									
	Jim GRAY	0	0.00%	0	0.00%	92	56.44%	92	56.44%
	Rory HOULIHAN	0	0.00%	0	0.00%	10	6.13%	10	6.13%
	Jeff KENDER	0	0.00%	0	0.00%	13	7.98%	13	7.98%
	Ron LEACH	0	0.00%	0	0.00%	20	12.27%	20	12.27%
	Tom RECKTENWALD	0	0.00%	0	0.00%	2	1.23%	2	1.23%
	Grant T. SHORT	0	0.00%	0	0.00%	11	6.75%	11	6.75%
	Sellus WILDER	0	0.00%	0	0.00%	15	9.20%	15	9.20%
	Cast Votes:	0	0.00%	0	0.00%	163	84.46%	163	84.46%
	Over Votes:	0	0.00%	0	0.00%	0	0.00%	0	0.00%
	Under Votes:	0	0.00%	0	0.00%	30	15.54%	30	15.54%

Precinct Report — Unofficial

PRESIDENTIAL PREFERENCE AND REGULAR PRIMARY — OFFICIAL BALLOT FOR McCRACKEN COUNTY — May 17, 2016

05/17/2016 08:13 PM

Total Number of Voters : 12,257 of 0 = 0.00%

Precincts Reporting 55 of 55 = 100.00%

Party	Candidate	Absentee		Early		Election		Total	
Precinct B113A (Ballots Cast: 270)									
UNITED STATES REPRESENTATIVE in CONGRESS 1st Congressional District, Vote For 1									
	Tom OSBORNE	0	0.00%	0	0.00%	105	66.04%	105	66.04%
	Samuel L. GASKINS	0	0.00%	0	0.00%	54	33.96%	54	33.96%
	Cast Votes:	0	0.00%	0	0.00%	159	82.38%	159	82.38%
	Over Votes:	0	0.00%	0	0.00%	0	0.00%	0	0.00%
	Under Votes:	0	0.00%	0	0.00%	34	17.62%	34	17.62%
MAYOR City of Paducah, Vote For 1									
	Arthur BASKIN	0	0.00%	0	0.00%	36	13.90%	36	13.90%
	Gayle KALER	0	0.00%	0	0.00%	103	39.77%	103	39.77%
	Brandi HARLESS	0	0.00%	0	0.00%	101	39.00%	101	39.00%
	Louis Elliot POLACH	0	0.00%	0	0.00%	5	1.93%	5	1.93%
	Buzz VONTESMAR	0	0.00%	0	0.00%	14	5.41%	14	5.41%
	Cast Votes:	0	0.00%	0	0.00%	259	95.93%	259	95.93%
	Over Votes:	0	0.00%	0	0.00%	1	0.37%	1	0.37%
	Under Votes:	0	0.00%	0	0.00%	10	3.70%	10	3.70%
CITY COMMISSIONERS City of Paducah, Vote For 4									
	Sandra WILSON	0	0.00%	0	0.00%	96	11.23%	96	11.23%
	Eddie A. JONES	0	0.00%	0	0.00%	46	5.38%	46	5.38%
	Raynaldo HENDERSON	0	0.00%	0	0.00%	89	10.41%	89	10.41%
	Tracy JONES	0	0.00%	0	0.00%	94	10.99%	94	10.99%
	Vicky D. HOLLAND	0	0.00%	0	0.00%	73	8.54%	73	8.54%
	Frank BENNETT	0	0.00%	0	0.00%	41	4.80%	41	4.80%
	Allan RHODES	0	0.00%	0	0.00%	116	13.57%	116	13.57%
	Brandon DUNCAN	0	0.00%	0	0.00%	40	4.68%	40	4.68%
	Tony VELTRI	0	0.00%	0	0.00%	26	3.04%	26	3.04%
	Sarah Stewart HOLLAND	0	0.00%	0	0.00%	50	5.85%	50	5.85%
	Richard ABRAHAM	0	0.00%	0	0.00%	119	13.92%	119	13.92%
	Anne Fowler GWINN	0	0.00%	0	0.00%	65	7.60%	65	7.60%
	Cast Votes:	0	0.00%	0	0.00%	855	79.17%	855	79.17%
	Over Votes:	0	0.00%	0	0.00%	1	0.09%	1	0.37%
	Under Votes:	0	0.00%	0	0.00%	221	20.46%	221	20.46%

Precinct Report — Unofficial

PRESIDENTIAL PREFERENCE AND REGULAR PRIMARY — OFFICIAL BALLOT FOR McCRACKEN COUNTY — May 17, 2016

05/17/2016 08:13 PM

Total Number of Voters : 12,257 of 0 = 0.00%

Precincts Reporting 55 of 55 = 100.00%

Party	Candidate	Absentee		Early		Election		Total	
Precinct B114A (Ballots Cast: 130)									
UNITED STATES SENATOR, Vote For 1									
	James R. GOULD	0	0.00%	0	0.00%	1	4.17%	1	4.17%
	Rand PAUL	0	0.00%	0	0.00%	21	87.50%	21	87.50%
	Stephen Howard SLAUGHTER	0	0.00%	0	0.00%	2	8.33%	2	8.33%
	Cast Votes:	0	0.00%	0	0.00%	24	92.31%	24	92.31%
	Over Votes:	0	0.00%	0	0.00%	0	0.00%	0	0.00%
	Under Votes:	0	0.00%	0	0.00%	2	7.69%	2	7.69%
UNITED STATES REPRESENTATIVE in CONGRESS 1st Congressional District, Vote For 1									
	Mike PAPE	0	0.00%	0	0.00%	8	32.00%	8	32.00%
	Miles A. CAUGHEY JR.	0	0.00%	0	0.00%	2	8.00%	2	8.00%
	Jason BATTS	0	0.00%	0	0.00%	6	24.00%	6	24.00%
	James R. COMER	0	0.00%	0	0.00%	9	36.00%	9	36.00%
	Cast Votes:	0	0.00%	0	0.00%	25	96.15%	25	96.15%
	Over Votes:	0	0.00%	0	0.00%	0	0.00%	0	0.00%
	Under Votes:	0	0.00%	0	0.00%	1	3.85%	1	3.85%
PRESIDENT of the UNITED STATES, Vote For 1									
	Martin J. O'MALLEY	0	0.00%	0	0.00%	1	0.98%	1	0.98%
	Bernard "Bernie" SANDERS	0	0.00%	0	0.00%	41	40.20%	41	40.20%
	Hillary CLINTON	0	0.00%	0	0.00%	52	50.98%	52	50.98%
	Roque Rocky DE LA FUENTE	0	0.00%	0	0.00%	0	0.00%	0	0.00%
	"UNCOMMITTED"	0	0.00%	0	0.00%	8	7.84%	8	7.84%
	Cast Votes:	0	0.00%	0	0.00%	102	98.08%	102	98.08%
	Over Votes:	0	0.00%	0	0.00%	0	0.00%	0	0.00%
	Under Votes:	0	0.00%	0	0.00%	2	1.92%	2	1.92%
UNITED STATES SENATOR, Vote For 1									
	Jim GRAY	0	0.00%	0	0.00%	60	67.42%	60	67.42%
	Rory HOULIHAN	0	0.00%	0	0.00%	2	2.25%	2	2.25%
	Jeff KENDER	0	0.00%	0	0.00%	6	6.74%	6	6.74%
	Ron LEACH	0	0.00%	0	0.00%	8	8.99%	8	8.99%
	Tom RECKTENWALD	0	0.00%	0	0.00%	1	1.12%	1	1.12%
	Grant T. SHORT	0	0.00%	0	0.00%	7	7.87%	7	7.87%
	Sellus WILDER	0	0.00%	0	0.00%	5	5.62%	5	5.62%
	Cast Votes:	0	0.00%	0	0.00%	89	85.58%	89	85.58%
	Over Votes:	0	0.00%	0	0.00%	0	0.00%	0	0.00%
	Under Votes:	0	0.00%	0	0.00%	15	14.42%	15	14.42%

Precinct Report — Unofficial

PRESIDENTIAL PREFERENCE AND REGULAR PRIMARY — OFFICIAL BALLOT FOR McCRACKEN COUNTY — May 17, 2016

05/17/2016 08:13 PM

Total Number of Voters : 12,257 of 0 = 0.00%

Precincts Reporting 55 of 55 = 100.00%

Party	Candidate	Absentee		Early		Election		Total	
Precinct B114A (Ballots Cast: 130)									
UNITED STATES REPRESENTATIVE in CONGRESS 1st Congressional District, Vote For 1									
	Tom OSBORNE	0	0.00%	0	0.00%	61	68.54%	61	68.54%
	Samuel L. GASKINS	0	0.00%	0	0.00%	28	31.46%	28	31.46%
	Cast Votes:	0	0.00%	0	0.00%	89	85.58%	89	85.58%
	Over Votes:	0	0.00%	0	0.00%	0	0.00%	0	0.00%
	Under Votes:	0	0.00%	0	0.00%	15	14.42%	15	14.42%
MAYOR City of Paducah, Vote For 1									
	Arthur BASKIN	0	0.00%	0	0.00%	25	20.33%	25	20.33%
	Gayle KALER	0	0.00%	0	0.00%	51	41.46%	51	41.46%
	Brandi HARLESS	0	0.00%	0	0.00%	38	30.89%	38	30.89%
	Louis Elliot POLACH	0	0.00%	0	0.00%	4	3.25%	4	3.25%
	Buzz VONTESMAR	0	0.00%	0	0.00%	5	4.07%	5	4.07%
	Cast Votes:	0	0.00%	0	0.00%	123	94.62%	123	94.62%
	Over Votes:	0	0.00%	0	0.00%	0	0.00%	0	0.00%
	Under Votes:	0	0.00%	0	0.00%	7	5.38%	7	5.38%
CITY COMMISSIONERS City of Paducah, Vote For 4									
	Sandra WILSON	0	0.00%	0	0.00%	55	12.85%	55	12.85%
	Eddie A. JONES	0	0.00%	0	0.00%	25	5.84%	25	5.84%
	Raynaldo HENDERSON	0	0.00%	0	0.00%	29	6.78%	29	6.78%
	Tracy JONES	0	0.00%	0	0.00%	41	9.58%	41	9.58%
	Vicky D. HOLLAND	0	0.00%	0	0.00%	32	7.48%	32	7.48%
	Frank BENNETT	0	0.00%	0	0.00%	13	3.04%	13	3.04%
	Allan RHODES	0	0.00%	0	0.00%	61	14.25%	61	14.25%
	Brandon DUNCAN	0	0.00%	0	0.00%	23	5.37%	23	5.37%
	Tony VELTRI	0	0.00%	0	0.00%	18	4.21%	18	4.21%
	Sarah Stewart HOLLAND	0	0.00%	0	0.00%	32	7.48%	32	7.48%
	Richard ABRAHAM	0	0.00%	0	0.00%	69	16.12%	69	16.12%
	Anne Fowler GWINN	0	0.00%	0	0.00%	30	7.01%	30	7.01%
	Cast Votes:	0	0.00%	0	0.00%	428	82.31%	428	82.31%
	Over Votes:	0	0.00%	0	0.00%	0	0.00%	0	0.00%
	Under Votes:	0	0.00%	0	0.00%	92	17.69%	92	17.69%

Precinct Report — Unofficial

PRESIDENTIAL PREFERENCE AND REGULAR PRIMARY — OFFICIAL BALLOT FOR McCRACKEN COUNTY — May 17, 2016

05/17/2016 08:13 PM

Total Number of Voters : 12,257 of 0 = 0.00%

Precincts Reporting 55 of 55 = 100.00%

Party	Candidate	Absentee		Early		Election		Total	
Precinct B116A (Ballots Cast: 180)									
UNITED STATES SENATOR, Vote For 1									
	James R. GOULD	0	0.00%	0	0.00%	0	0.00%	0	0.00%
	Rand PAUL	0	0.00%	0	0.00%	30	96.77%	30	96.77%
	Stephen Howard SLAUGHTER	0	0.00%	0	0.00%	1	3.23%	1	3.23%
	Cast Votes:	0	0.00%	0	0.00%	31	91.18%	31	91.18%
	Over Votes:	0	0.00%	0	0.00%	0	0.00%	0	0.00%
	Under Votes:	0	0.00%	0	0.00%	3	8.82%	3	8.82%
UNITED STATES REPRESENTATIVE In CONGRESS 1st Congressional District, Vote For 1									
	Mike PAPE	0	0.00%	0	0.00%	8	25.00%	8	25.00%
	Miles A. CAUGHEY JR.	0	0.00%	0	0.00%	3	9.38%	3	9.38%
	Jason BATTS	0	0.00%	0	0.00%	11	34.38%	11	34.38%
	James R. COMER	0	0.00%	0	0.00%	10	31.25%	10	31.25%
	Cast Votes:	0	0.00%	0	0.00%	32	94.12%	32	94.12%
	Over Votes:	0	0.00%	0	0.00%	0	0.00%	0	0.00%
	Under Votes:	0	0.00%	0	0.00%	2	5.88%	2	5.88%
PRESIDENT of the UNITED STATES, Vote For 1									
	Martin J. O'MALLEY	0	0.00%	0	0.00%	3	2.31%	3	2.31%
	Bernard "Bernie" SANDERS	0	0.00%	0	0.00%	63	48.46%	63	48.46%
	Hillary CLINTON	0	0.00%	0	0.00%	58	44.62%	58	44.62%
	Roque Rocky DE LA FUENTE	0	0.00%	0	0.00%	1	0.77%	1	0.77%
	"UNCOMMITTED"	0	0.00%	0	0.00%	5	3.85%	5	3.85%
	Cast Votes:	0	0.00%	0	0.00%	130	96.30%	130	96.30%
	Over Votes:	0	0.00%	0	0.00%	0	0.00%	0	0.00%
	Under Votes:	0	0.00%	0	0.00%	5	3.70%	5	3.70%
UNITED STATES SENATOR, Vote For 1									
	Jim GRAY	0	0.00%	0	0.00%	65	54.17%	65	54.17%
	Rory HOULIHAN	0	0.00%	0	0.00%	6	5.00%	6	5.00%
	Jeff KENDER	0	0.00%	0	0.00%	6	5.00%	6	5.00%
	Ron LEACH	0	0.00%	0	0.00%	26	21.67%	26	21.67%
	Tom RECKTENWALD	0	0.00%	0	0.00%	3	2.50%	3	2.50%
	Grant T. SHORT	0	0.00%	0	0.00%	4	3.33%	4	3.33%
	Sellus WILDER	0	0.00%	0	0.00%	10	8.33%	10	8.33%
	Cast Votes:	0	0.00%	0	0.00%	120	88.89%	120	88.89%
	Over Votes:	0	0.00%	0	0.00%	0	0.00%	0	0.00%
	Under Votes:	0	0.00%	0	0.00%	15	11.11%	15	11.11%

Precinct Report — Unofficial

PRESIDENTIAL PREFERENCE AND REGULAR PRIMARY — OFFICIAL BALLOT FOR McCRACKEN COUNTY — May 17, 2016

05/17/2016 08:13 PM

Total Number of Voters : 12,257 of 0 = 0.00%

Precincts Reporting 55 of 55 = 100.00%

Party	Candidate	Absentee		Early		Election		Total	
Precinct B116A (Ballots Cast: 180)									
UNITED STATES REPRESENTATIVE in CONGRESS 1st Congressional District, Vote For 1									
	Tom OSBORNE	0	0.00%	0	0.00%	76	66.09%	76	66.09%
	Samuel L. GASKINS	0	0.00%	0	0.00%	39	33.91%	39	33.91%
	Cast Votes:	0	0.00%	0	0.00%	115	85.19%	115	85.19%
	Over Votes:	0	0.00%	0	0.00%	0	0.00%	0	0.00%
	Under Votes:	0	0.00%	0	0.00%	20	14.81%	20	14.81%
MAYOR City of Paducah, Vote For 1									
	Arthur BASKIN	0	0.00%	0	0.00%	23	13.61%	23	13.61%
	Gayle KALER	0	0.00%	0	0.00%	58	34.32%	58	34.32%
	Brandi HARLESS	0	0.00%	0	0.00%	65	38.46%	65	38.46%
	Louis Elliot POLACH	0	0.00%	0	0.00%	2	1.18%	2	1.18%
	Buzz VONTESMAR	0	0.00%	0	0.00%	21	12.43%	21	12.43%
	Cast Votes:	0	0.00%	0	0.00%	169	93.89%	169	93.89%
	Over Votes:	0	0.00%	0	0.00%	0	0.00%	0	0.00%
	Under Votes:	0	0.00%	0	0.00%	11	6.11%	11	6.11%
CITY COMMISSIONERS City of Paducah, Vote For 4									
	Sandra WILSON	0	0.00%	0	0.00%	58	10.23%	58	10.23%
	Eddie A. JONES	0	0.00%	0	0.00%	34	6.00%	34	6.00%
	Raynaldo HENDERSON	0	0.00%	0	0.00%	54	9.52%	54	9.52%
	Tracy JONES	0	0.00%	0	0.00%	57	10.05%	57	10.05%
	Vicky D. HOLLAND	0	0.00%	0	0.00%	50	8.82%	50	8.82%
	Frank BENNETT	0	0.00%	0	0.00%	32	5.64%	32	5.64%
	Allan RHODES	0	0.00%	0	0.00%	83	14.64%	83	14.64%
	Brandon DUNCAN	0	0.00%	0	0.00%	27	4.76%	27	4.76%
	Tony VELTRI	0	0.00%	0	0.00%	20	3.53%	20	3.53%
	Sarah Stewart HOLLAND	0	0.00%	0	0.00%	37	6.53%	37	6.53%
	Richard ABRAHAM	0	0.00%	0	0.00%	78	13.76%	78	13.76%
	Anne Fowler GWINN	0	0.00%	0	0.00%	37	6.53%	37	6.53%
	Cast Votes:	0	0.00%	0	0.00%	567	78.75%	567	78.75%
	Over Votes:	0	0.00%	0	0.00%	0	0.00%	0	0.00%
	Under Votes:	0	0.00%	0	0.00%	153	21.25%	153	21.25%

Precinct Report — Unofficial

PRESIDENTIAL PREFERENCE AND REGULAR PRIMARY — OFFICIAL BALLOT FOR McCRACKEN COUNTY — May 17, 2016

05/17/2016 08:13 PM

Total Number of Voters : 12,257 of 0 = 0.00%

Precincts Reporting 55 of 55 = 100.00%

Party	Candidate	Absentee		Early		Election		Total	
Precinct B117 (Ballots Cast: 262)									
UNITED STATES SENATOR, Vote For 1									
	James R. GOULD	0	0.00%	0	0.00%	6	4.88%	6	4.88%
	Rand PAUL	0	0.00%	0	0.00%	114	92.68%	114	92.68%
	Stephen Howard SLAUGHTER	0	0.00%	0	0.00%	3	2.44%	3	2.44%
	Cast Votes:	0	0.00%	0	0.00%	123	98.40%	123	98.40%
	Over Votes:	0	0.00%	0	0.00%	0	0.00%	0	0.00%
	Under Votes:	0	0.00%	0	0.00%	2	1.60%	2	1.60%
UNITED STATES REPRESENTATIVE in CONGRESS 1st Congressional District, Vote For 1									
	Mike PAPE	0	0.00%	0	0.00%	43	34.40%	43	34.40%
	Miles A. CAUGHEY JR.	0	0.00%	0	0.00%	1	0.80%	1	0.80%
	Jason BATTS	0	0.00%	0	0.00%	20	16.00%	20	16.00%
	James R. COMER	0	0.00%	0	0.00%	61	48.80%	61	48.80%
	Cast Votes:	0	0.00%	0	0.00%	125	100.00%	125	100.00%
	Over Votes:	0	0.00%	0	0.00%	0	0.00%	0	0.00%
	Under Votes:	0	0.00%	0	0.00%	0	0.00%	0	0.00%
PRESIDENT of the UNITED STATES, Vote For 1									
	Martin J. O'MALLEY	0	0.00%	0	0.00%	2	1.52%	2	1.52%
	Bernard "Bernie" SANDERS	0	0.00%	0	0.00%	52	39.39%	52	39.39%
	Hillary CLINTON	0	0.00%	0	0.00%	64	48.48%	64	48.48%
	Roque Rocky DE LA FUENTE	0	0.00%	0	0.00%	0	0.00%	0	0.00%
	"UNCOMMITTED"	0	0.00%	0	0.00%	14	10.61%	14	10.61%
	Cast Votes:	0	0.00%	0	0.00%	132	96.35%	132	96.35%
	Over Votes:	0	0.00%	0	0.00%	0	0.00%	0	0.00%
	Under Votes:	0	0.00%	0	0.00%	5	3.65%	5	3.65%
UNITED STATES SENATOR, Vote For 1									
	Jim GRAY	0	0.00%	0	0.00%	83	69.75%	83	69.75%
	Rory HOULIHAN	0	0.00%	0	0.00%	7	5.88%	7	5.88%
	Jeff KENDER	0	0.00%	0	0.00%	3	2.52%	3	2.52%
	Ron LEACH	0	0.00%	0	0.00%	7	5.88%	7	5.88%
	Tom RECKTENWALD	0	0.00%	0	0.00%	4	3.36%	4	3.36%
	Grant T. SHORT	0	0.00%	0	0.00%	6	5.04%	6	5.04%
	Sellus WILDER	0	0.00%	0	0.00%	9	7.56%	9	7.56%
	Cast Votes:	0	0.00%	0	0.00%	119	86.86%	119	86.86%
	Over Votes:	0	0.00%	0	0.00%	0	0.00%	0	0.00%
	Under Votes:	0	0.00%	0	0.00%	18	13.14%	18	13.14%

Precinct Report — Unofficial

PRESIDENTIAL PREFERENCE AND REGULAR PRIMARY — OFFICIAL BALLOT FOR McCRACKEN COUNTY — May 17, 2016

05/17/2016 08:13 PM

Total Number of Voters : 12,257 of 0 = 0.00%

Precincts Reporting 55 of 55 = 100.00%

Party	Candidate	Absentee		Early		Election		Total	
Precinct B117 (Ballots Cast: 262)									
UNITED STATES REPRESENTATIVE in CONGRESS 1st Congressional District, Vote For 1									
	Tom OSBORNE	0	0.00%	0	0.00%	47	43.12%	47	43.12%
	Samuel L. GASKINS	0	0.00%	0	0.00%	62	56.88%	62	56.88%
	Cast Votes:	0	0.00%	0	0.00%	109	79.56%	109	79.56%
	Over Votes:	0	0.00%	0	0.00%	0	0.00%	0	0.00%
	Under Votes:	0	0.00%	0	0.00%	28	20.44%	28	20.44%

Precinct Report — Unofficial

PRESIDENTIAL PREFERENCE AND REGULAR PRIMARY — OFFICIAL BALLOT FOR McCRACKEN COUNTY — May 17, 2016

05/17/2016 08:13 PM

Total Number of Voters : 12,257 of 0 = 0.00%

Precincts Reporting 55 of 55 = 100.00%

Party	Candidate	Absentee		Early		Election		Total	
Precinct B118A (Ballots Cast: 148)									
UNITED STATES SENATOR, Vote For 1									
	James R. GOULD	0	0.00%	0	0.00%	4	14.29%	4	14.29%
	Rand PAUL	0	0.00%	0	0.00%	23	82.14%	23	82.14%
	Stephen Howard SLAUGHTER	0	0.00%	0	0.00%	1	3.57%	1	3.57%
	Cast Votes:	0	0.00%	0	0.00%	28	90.32%	28	90.32%
	Over Votes:	0	0.00%	0	0.00%	0	0.00%	0	0.00%
	Under Votes:	0	0.00%	0	0.00%	3	9.68%	3	9.68%
UNITED STATES REPRESENTATIVE in CONGRESS 1st Congressional District, Vote For 1									
	Mike PAPE	0	0.00%	0	0.00%	10	37.04%	10	37.04%
	Miles A. CAUGHEY JR.	0	0.00%	0	0.00%	1	3.70%	1	3.70%
	Jason BATTS	0	0.00%	0	0.00%	5	18.52%	5	18.52%
	James R. COMER	0	0.00%	0	0.00%	11	40.74%	11	40.74%
	Cast Votes:	0	0.00%	0	0.00%	27	87.10%	27	87.10%
	Over Votes:	0	0.00%	0	0.00%	0	0.00%	0	0.00%
	Under Votes:	0	0.00%	0	0.00%	4	12.90%	4	12.90%
PRESIDENT of the UNITED STATES, Vote For 1									
	Martin J. O'MALLEY	0	0.00%	0	0.00%	1	0.90%	1	0.90%
	Bernard "Bernie" SANDERS	0	0.00%	0	0.00%	49	44.14%	49	44.14%
	Hillary CLINTON	0	0.00%	0	0.00%	55	49.55%	55	49.55%
	Roque Rocky DE LA FUENTE	0	0.00%	0	0.00%	0	0.00%	0	0.00%
	"UNCOMMITTED"	0	0.00%	0	0.00%	6	5.41%	6	5.41%
	Cast Votes:	0	0.00%	0	0.00%	111	100.00%	111	100.00%
	Over Votes:	0	0.00%	0	0.00%	0	0.00%	0	0.00%
	Under Votes:	0	0.00%	0	0.00%	0	0.00%	0	0.00%
UNITED STATES SENATOR, Vote For 1									
	Jim GRAY	0	0.00%	0	0.00%	58	60.42%	58	60.42%
	Rory HOULIHAN	0	0.00%	0	0.00%	6	6.25%	6	6.25%
	Jeff KENDER	0	0.00%	0	0.00%	7	7.29%	7	7.29%
	Ron LEACH	0	0.00%	0	0.00%	7	7.29%	7	7.29%
	Tom RECKTENWALD	0	0.00%	0	0.00%	2	2.08%	2	2.08%
	Grant T. SHORT	0	0.00%	0	0.00%	7	7.29%	7	7.29%
	Sellus WILDER	0	0.00%	0	0.00%	9	9.38%	9	9.38%
	Cast Votes:	0	0.00%	0	0.00%	96	86.49%	96	86.49%
	Over Votes:	0	0.00%	0	0.00%	0	0.00%	0	0.00%
	Under Votes:	0	0.00%	0	0.00%	15	13.51%	15	13.51%

Precinct Report — Unofficial

PRESIDENTIAL PREFERENCE AND REGULAR PRIMARY — OFFICIAL BALLOT FOR McCRACKEN COUNTY — May 17, 2016

05/17/2016 08:13 PM

Total Number of Voters : 12,257 of 0 = 0.00%

Precincts Reporting 55 of 55 = 100.00%

Party	Candidate	Absentee		Early		Election		Total	
Precinct B118A (Ballots Cast: 148)									
UNITED STATES REPRESENTATIVE in CONGRESS 1st Congressional District, Vote For 1									
	Tom OSBORNE	0	0.00%	0	0.00%	63	66.32%	63	66.32%
	Samuel L. GASKINS	0	0.00%	0	0.00%	32	33.68%	32	33.68%
	Cast Votes:	0	0.00%	0	0.00%	95	85.59%	95	85.59%
	Over Votes:	0	0.00%	0	0.00%	0	0.00%	0	0.00%
	Under Votes:	0	0.00%	0	0.00%	16	14.41%	16	14.41%
MAYOR City of Paducah, Vote For 1									
	Arthur BASKIN	0	0.00%	0	0.00%	17	12.41%	17	12.41%
	Gayle KALER	0	0.00%	0	0.00%	51	37.23%	51	37.23%
	Brandi HARLESS	0	0.00%	0	0.00%	47	34.31%	47	34.31%
	Louis Elliot POLACH	0	0.00%	0	0.00%	4	2.92%	4	2.92%
	Buzz VONTESMAR	0	0.00%	0	0.00%	18	13.14%	18	13.14%
	Cast Votes:	0	0.00%	0	0.00%	137	92.57%	137	92.57%
	Over Votes:	0	0.00%	0	0.00%	0	0.00%	0	0.00%
	Under Votes:	0	0.00%	0	0.00%	11	7.43%	11	7.43%
CITY COMMISSIONERS City of Paducah, Vote For 4									
	Sandra WILSON	0	0.00%	0	0.00%	48	10.15%	48	10.15%
	Eddie A. JONES	0	0.00%	0	0.00%	32	6.77%	32	6.77%
	Raynaldo HENDERSON	0	0.00%	0	0.00%	36	7.61%	36	7.61%
	Tracy JONES	0	0.00%	0	0.00%	39	8.25%	39	8.25%
	Vicky D. HOLLAND	0	0.00%	0	0.00%	27	5.71%	27	5.71%
	Frank BENNETT	0	0.00%	0	0.00%	25	5.29%	25	5.29%
	Allan RHODES	0	0.00%	0	0.00%	67	14.16%	67	14.16%
	Brandon DUNCAN	0	0.00%	0	0.00%	35	7.40%	35	7.40%
	Tony VELTRI	0	0.00%	0	0.00%	29	6.13%	29	6.13%
	Sarah Stewart HOLLAND	0	0.00%	0	0.00%	31	6.55%	31	6.55%
	Richard ABRAHAM	0	0.00%	0	0.00%	78	16.49%	78	16.49%
	Anne Fowler GWINN	0	0.00%	0	0.00%	26	5.50%	26	5.50%
	Cast Votes:	0	0.00%	0	0.00%	473	79.90%	473	79.90%
	Over Votes:	0	0.00%	0	0.00%	0	0.00%	0	0.00%
	Under Votes:	0	0.00%	0	0.00%	119	20.10%	119	20.10%

Precinct Report — Unofficial

PRESIDENTIAL PREFERENCE AND REGULAR PRIMARY — OFFICIAL BALLOT FOR McCRACKEN COUNTY — May 17, 2016

05/17/2016 08:13 PM

Total Number of Voters : 12,257 of 0 = 0.00%

Precincts Reporting 55 of 55 = 100.00%

Party	Candidate	Absentee		Early		Election		Total	
Precinct B119 (Ballots Cast: 124)									
UNITED STATES SENATOR, Vote For 1									
	James R. GOULD	0	0.00%	0	0.00%	1	2.22%	1	2.22%
	Rand PAUL	0	0.00%	0	0.00%	43	95.56%	43	95.56%
	Stephen Howard SLAUGHTER	0	0.00%	0	0.00%	1	2.22%	1	2.22%
	Cast Votes:	0	0.00%	0	0.00%	45	100.00%	45	100.00%
	Over Votes:	0	0.00%	0	0.00%	0	0.00%	0	0.00%
	Under Votes:	0	0.00%	0	0.00%	0	0.00%	0	0.00%
UNITED STATES REPRESENTATIVE in CONGRESS 1st Congressional District, Vote For 1									
	Mike PAPE	0	0.00%	0	0.00%	13	28.89%	13	28.89%
	Miles A. CAUGHEY JR.	0	0.00%	0	0.00%	1	2.22%	1	2.22%
	Jason BATTS	0	0.00%	0	0.00%	13	28.89%	13	28.89%
	James R. COMER	0	0.00%	0	0.00%	18	40.00%	18	40.00%
	Cast Votes:	0	0.00%	0	0.00%	45	100.00%	45	100.00%
	Over Votes:	0	0.00%	0	0.00%	0	0.00%	0	0.00%
	Under Votes:	0	0.00%	0	0.00%	0	0.00%	0	0.00%
PRESIDENT of the UNITED STATES, Vote For 1									
	Martin J. O'MALLEY	0	0.00%	0	0.00%	2	2.56%	2	2.56%
	Bernard "Bernie" SANDERS	0	0.00%	0	0.00%	46	58.97%	46	58.97%
	Hillary CLINTON	0	0.00%	0	0.00%	20	25.64%	20	25.64%
	Roque Rocky DE LA FUENTE	0	0.00%	0	0.00%	1	1.28%	1	1.28%
	"UNCOMMITTED"	0	0.00%	0	0.00%	9	11.54%	9	11.54%
	Cast Votes:	0	0.00%	0	0.00%	78	98.73%	78	98.73%
	Over Votes:	0	0.00%	0	0.00%	0	0.00%	0	0.00%
	Under Votes:	0	0.00%	0	0.00%	1	1.27%	1	1.27%
UNITED STATES SENATOR, Vote For 1									
	Jim GRAY	0	0.00%	0	0.00%	47	70.15%	47	70.15%
	Rory HOULIHAN	0	0.00%	0	0.00%	3	4.48%	3	4.48%
	Jeff KENDER	0	0.00%	0	0.00%	1	1.49%	1	1.49%
	Ron LEACH	0	0.00%	0	0.00%	6	8.96%	6	8.96%
	Tom RECKTENWALD	0	0.00%	0	0.00%	0	0.00%	0	0.00%
	Grant T. SHORT	0	0.00%	0	0.00%	1	1.49%	1	1.49%
	Sellus WILDER	0	0.00%	0	0.00%	9	13.43%	9	13.43%
	Cast Votes:	0	0.00%	0	0.00%	67	84.81%	67	84.81%
	Over Votes:	0	0.00%	0	0.00%	0	0.00%	0	0.00%
	Under Votes:	0	0.00%	0	0.00%	12	15.19%	12	15.19%

Precinct Report — Unofficial

PRESIDENTIAL PREFERENCE AND REGULAR PRIMARY — OFFICIAL BALLOT FOR McCRACKEN COUNTY — May 17, 2016

05/17/2016 08:13 PM

Total Number of Voters : 12,257 of 0 = 0.00%

Precincts Reporting 55 of 55 = 100.00%

Party	Candidate	Absentee		Early		Election		Total	
Precinct B119 (Ballots Cast: 124)									
UNITED STATES REPRESENTATIVE in CONGRESS 1st Congressional District, Vote For 1									
	Tom OSBORNE	0	0.00%	0	0.00%	48	75.00%	48	75.00%
	Samuel L. GASKINS	0	0.00%	0	0.00%	16	25.00%	16	25.00%
	Cast Votes:	0	0.00%	0	0.00%	64	81.01%	64	81.01%
	Over Votes:	0	0.00%	0	0.00%	0	0.00%	0	0.00%
	Under Votes:	0	0.00%	0	0.00%	15	18.99%	15	18.99%

Precinct Report — Unofficial

PRESIDENTIAL PREFERENCE AND REGULAR PRIMARY — OFFICIAL BALLOT FOR McCRACKEN COUNTY — May 17, 2016

05/17/2016 08:13 PM

Total Number of Voters : 12,257 of 0 = 0.00%

Precincts Reporting 55 of 55 = 100.00%

Party	Candidate	Absentee		Early		Election		Total	
Precinct B120 (Ballots Cast: 221)									
UNITED STATES SENATOR, Vote For 1									
	James R. GOULD	0	0.00%	0	0.00%	5	5.68%	5	5.68%
	Rand PAUL	0	0.00%	0	0.00%	81	92.05%	81	92.05%
	Stephen Howard SLAUGHTER	0	0.00%	0	0.00%	2	2.27%	2	2.27%
	Cast Votes:	0	0.00%	0	0.00%	88	97.78%	88	97.78%
	Over Votes:	0	0.00%	0	0.00%	0	0.00%	0	0.00%
	Under Votes:	0	0.00%	0	0.00%	2	2.22%	2	2.22%
UNITED STATES REPRESENTATIVE in CONGRESS 1st Congressional District, Vote For 1									
	Mike PAPE	0	0.00%	0	0.00%	24	27.27%	24	27.27%
	Miles A. CAUGHEY JR.	0	0.00%	0	0.00%	3	3.41%	3	3.41%
	Jason BATTS	0	0.00%	0	0.00%	18	20.45%	18	20.45%
	James R. COMER	0	0.00%	0	0.00%	43	48.86%	43	48.86%
	Cast Votes:	0	0.00%	0	0.00%	88	97.78%	88	97.78%
	Over Votes:	0	0.00%	0	0.00%	0	0.00%	0	0.00%
	Under Votes:	0	0.00%	0	0.00%	2	2.22%	2	2.22%
PRESIDENT of the UNITED STATES, Vote For 1									
	Martin J. O'MALLEY	0	0.00%	0	0.00%	0	0.00%	0	0.00%
	Bernard "Bernie" SANDERS	0	0.00%	0	0.00%	70	55.56%	70	55.56%
	Hillary CLINTON	0	0.00%	0	0.00%	45	35.71%	45	35.71%
	Roque Rocky DE LA FUENTE	0	0.00%	0	0.00%	0	0.00%	0	0.00%
	"UNCOMMITTED"	0	0.00%	0	0.00%	11	8.73%	11	8.73%
	Cast Votes:	0	0.00%	0	0.00%	126	97.67%	126	97.67%
	Over Votes:	0	0.00%	0	0.00%	0	0.00%	0	0.00%
	Under Votes:	0	0.00%	0	0.00%	3	2.33%	3	2.33%
UNITED STATES SENATOR, Vote For 1									
	Jim GRAY	0	0.00%	0	0.00%	71	59.66%	71	59.66%
	Rory HOULIHAN	0	0.00%	0	0.00%	4	3.36%	4	3.36%
	Jeff KENDER	0	0.00%	0	0.00%	10	8.40%	10	8.40%
	Ron LEACH	0	0.00%	0	0.00%	14	11.76%	14	11.76%
	Tom RECKTENWALD	0	0.00%	0	0.00%	5	4.20%	5	4.20%
	Grant T. SHORT	0	0.00%	0	0.00%	6	5.04%	6	5.04%
	Sellus WILDER	0	0.00%	0	0.00%	9	7.56%	9	7.56%
	Cast Votes:	0	0.00%	0	0.00%	119	92.25%	119	92.25%
	Over Votes:	0	0.00%	0	0.00%	0	0.00%	0	0.00%
	Under Votes:	0	0.00%	0	0.00%	10	7.75%	10	7.75%

Precinct Report — Unofficial

PRESIDENTIAL PREFERENCE AND REGULAR PRIMARY — OFFICIAL BALLOT FOR McCRACKEN COUNTY — May 17, 2016

05/17/2016 08:13 PM

Total Number of Voters : 12,257 of 0 = 0.00%

Precincts Reporting 55 of 55 = 100.00%

Party	Candidate	Absentee		Early		Election		Total	
Precinct B120 (Ballots Cast: 221)									
UNITED STATES REPRESENTATIVE in CONGRESS 1st Congressional District, Vote For 1									
	Tom OSBORNE	0	0.00%	0	0.00%	80	66.12%	80	66.12%
	Samuel L. GASKINS	0	0.00%	0	0.00%	41	33.88%	41	33.88%
	Cast Votes:	0	0.00%	0	0.00%	121	93.80%	121	93.80%
	Over Votes:	0	0.00%	0	0.00%	0	0.00%	0	0.00%
	Under Votes:	0	0.00%	0	0.00%	8	6.20%	8	6.20%
MAYOR City of Paducah, Vote For 1									
	Arthur BASKIN	0	0.00%	0	0.00%	2	66.67%	2	66.67%
	Gayle KALER	0	0.00%	0	0.00%	1	33.33%	1	33.33%
	Brandi HARLESS	0	0.00%	0	0.00%	0	0.00%	0	0.00%
	Louis Elliot POLACH	0	0.00%	0	0.00%	0	0.00%	0	0.00%
	Buzz VONTESMAR	0	0.00%	0	0.00%	0	0.00%	0	0.00%
	Cast Votes:	0	0.00%	0	0.00%	3	100.00%	3	100.00%
	Over Votes:	0	0.00%	0	0.00%	0	0.00%	0	0.00%
	Under Votes:	0	0.00%	0	0.00%	0	0.00%	0	0.00%
CITY COMMISSIONERS City of Paducah, Vote For 4									
	Sandra WILSON	0	0.00%	0	0.00%	1	12.50%	1	12.50%
	Eddie A. JONES	0	0.00%	0	0.00%	2	25.00%	2	25.00%
	Raynaldo HENDERSON	0	0.00%	0	0.00%	0	0.00%	0	0.00%
	Tracy JONES	0	0.00%	0	0.00%	1	12.50%	1	12.50%
	Vicky D. HOLLAND	0	0.00%	0	0.00%	0	0.00%	0	0.00%
	Frank BENNETT	0	0.00%	0	0.00%	1	12.50%	1	12.50%
	Allan RHODES	0	0.00%	0	0.00%	0	0.00%	0	0.00%
	Brandon DUNCAN	0	0.00%	0	0.00%	0	0.00%	0	0.00%
	Tony VELTRI	0	0.00%	0	0.00%	0	0.00%	0	0.00%
	Sarah Stewart HOLLAND	0	0.00%	0	0.00%	1	12.50%	1	12.50%
	Richard ABRAHAM	0	0.00%	0	0.00%	2	25.00%	2	25.00%
	Anne Fowler GWINN	0	0.00%	0	0.00%	0	0.00%	0	0.00%
	Cast Votes:	0	0.00%	0	0.00%	8	66.67%	8	66.67%
	Over Votes:	0	0.00%	0	0.00%	0	0.00%	0	0.00%
	Under Votes:	0	0.00%	0	0.00%	4	33.33%	4	33.33%

Precinct Report — Unofficial

PRESIDENTIAL PREFERENCE AND REGULAR PRIMARY — OFFICIAL BALLOT FOR McCRACKEN COUNTY — May 17, 2016

05/17/2016 08:13 PM

Total Number of Voters : 12,257 of 0 = 0.00%

Precincts Reporting 55 of 55 = 100.00%

Party	Candidate	Absentee		Early		Election		Total	
Precinct B121 (Ballots Cast: 195)									
UNITED STATES SENATOR, Vote For 1									
	James R. GOULD	0	0.00%	0	0.00%	4	5.33%	4	5.33%
	Rand PAUL	0	0.00%	0	0.00%	69	92.00%	69	92.00%
	Stephen Howard SLAUGHTER	0	0.00%	0	0.00%	2	2.67%	2	2.67%
	Cast Votes:	0	0.00%	0	0.00%	75	97.40%	75	97.40%
	Over Votes:	0	0.00%	0	0.00%	0	0.00%	0	0.00%
	Under Votes:	0	0.00%	0	0.00%	2	2.60%	2	2.60%
UNITED STATES REPRESENTATIVE in CONGRESS 1st Congressional District, Vote For 1									
	Mike PAPE	0	0.00%	0	0.00%	24	31.58%	24	31.58%
	Miles A. CAUGHEY JR.	0	0.00%	0	0.00%	0	0.00%	0	0.00%
	Jason BATTS	0	0.00%	0	0.00%	12	15.79%	12	15.79%
	James R. COMER	0	0.00%	0	0.00%	40	52.63%	40	52.63%
	Cast Votes:	0	0.00%	0	0.00%	76	98.70%	76	98.70%
	Over Votes:	0	0.00%	0	0.00%	0	0.00%	0	0.00%
	Under Votes:	0	0.00%	0	0.00%	1	1.30%	1	1.30%
PRESIDENT of the UNITED STATES, Vote For 1									
	Martin J. O'MALLEY	0	0.00%	0	0.00%	3	2.61%	3	2.61%
	Bernard "Bernie" SANDERS	0	0.00%	0	0.00%	58	50.43%	58	50.43%
	Hillary CLINTON	0	0.00%	0	0.00%	38	33.04%	38	33.04%
	Roque Rocky DE LA FUENTE	0	0.00%	0	0.00%	0	0.00%	0	0.00%
	"UNCOMMITTED"	0	0.00%	0	0.00%	16	13.91%	16	13.91%
	Cast Votes:	0	0.00%	0	0.00%	115	97.46%	115	97.46%
	Over Votes:	0	0.00%	0	0.00%	0	0.00%	0	0.00%
	Under Votes:	0	0.00%	0	0.00%	3	2.54%	3	2.54%
UNITED STATES SENATOR, Vote For 1									
	Jim GRAY	0	0.00%	0	0.00%	78	78.79%	78	78.79%
	Rory HOULIHAN	0	0.00%	0	0.00%	1	1.01%	1	1.01%
	Jeff KENDER	0	0.00%	0	0.00%	0	0.00%	0	0.00%
	Ron LEACH	0	0.00%	0	0.00%	9	9.09%	9	9.09%
	Tom RECKTENWALD	0	0.00%	0	0.00%	1	1.01%	1	1.01%
	Grant T. SHORT	0	0.00%	0	0.00%	2	2.02%	2	2.02%
	Sellus WILDER	0	0.00%	0	0.00%	8	8.08%	8	8.08%
	Cast Votes:	0	0.00%	0	0.00%	99	83.90%	99	83.90%
	Over Votes:	0	0.00%	0	0.00%	0	0.00%	0	0.00%
	Under Votes:	0	0.00%	0	0.00%	19	16.10%	19	16.10%

Precinct Report — Unofficial

PRESIDENTIAL PREFERENCE AND REGULAR PRIMARY — OFFICIAL BALLOT FOR McCRACKEN COUNTY — May 17, 2016

05/17/2016 08:13 PM

Total Number of Voters : 12,257 of 0 = 0.00%

Precincts Reporting 55 of 55 = 100.00%

Party	Candidate	Absentee		Early		Election		Total	
Precinct B121 (Ballots Cast: 195)									
UNITED STATES REPRESENTATIVE in CONGRESS 1st Congressional District, Vote For 1									
	Tom OSBORNE	0	0.00%	0	0.00%	73	73.00%	73	73.00%
	Samuel L. GASKINS	0	0.00%	0	0.00%	27	27.00%	27	27.00%
	Cast Votes:	0	0.00%	0	0.00%	100	84.75%	100	84.75%
	Over Votes:	0	0.00%	0	0.00%	0	0.00%	0	0.00%
	Under Votes:	0	0.00%	0	0.00%	18	15.25%	18	15.25%

Precinct Report — Unofficial

PRESIDENTIAL PREFERENCE AND REGULAR PRIMARY — OFFICIAL BALLOT FOR McCRACKEN COUNTY — May 17, 2016

05/17/2016 08:13 PM

Total Number of Voters : 12,257 of 0 = 0.00%

Precincts Reporting 55 of 55 = 100.00%

Party	Candidate	Absentee		Early		Election		Total	
Precinct B122 (Ballots Cast: 126)									
UNITED STATES SENATOR, Vote For 1									
	James R. GOULD	0	0.00%	0	0.00%	3	6.67%	3	6.67%
	Rand PAUL	0	0.00%	0	0.00%	41	91.11%	41	91.11%
	Stephen Howard SLAUGHTER	0	0.00%	0	0.00%	1	2.22%	1	2.22%
	Cast Votes:	0	0.00%	0	0.00%	45	97.83%	45	97.83%
	Over Votes:	0	0.00%	0	0.00%	0	0.00%	0	0.00%
	Under Votes:	0	0.00%	0	0.00%	1	2.17%	1	2.17%
UNITED STATES REPRESENTATIVE in CONGRESS 1st Congressional District, Vote For 1									
	Mike PAPE	0	0.00%	0	0.00%	13	28.89%	13	28.89%
	Miles A. CAUGHEY JR.	0	0.00%	0	0.00%	2	4.44%	2	4.44%
	Jason BATTS	0	0.00%	0	0.00%	12	26.67%	12	26.67%
	James R. COMER	0	0.00%	0	0.00%	18	40.00%	18	40.00%
	Cast Votes:	0	0.00%	0	0.00%	45	97.83%	45	97.83%
	Over Votes:	0	0.00%	0	0.00%	0	0.00%	0	0.00%
	Under Votes:	0	0.00%	0	0.00%	1	2.17%	1	2.17%
PRESIDENT of the UNITED STATES, Vote For 1									
	Martin J. O'MALLEY	0	0.00%	0	0.00%	0	0.00%	0	0.00%
	Bernard "Bernie" SANDERS	0	0.00%	0	0.00%	39	49.37%	39	49.37%
	Hillary CLINTON	0	0.00%	0	0.00%	32	40.51%	32	40.51%
	Roque Rocky DE LA FUENTE	0	0.00%	0	0.00%	0	0.00%	0	0.00%
	"UNCOMMITTED"	0	0.00%	0	0.00%	8	10.13%	8	10.13%
	Cast Votes:	0	0.00%	0	0.00%	79	98.75%	79	98.75%
	Over Votes:	0	0.00%	0	0.00%	0	0.00%	0	0.00%
	Under Votes:	0	0.00%	0	0.00%	1	1.25%	1	1.25%
UNITED STATES SENATOR, Vote For 1									
	Jim GRAY	0	0.00%	0	0.00%	56	78.87%	56	78.87%
	Rory HOULIHAN	0	0.00%	0	0.00%	1	1.41%	1	1.41%
	Jeff KENDER	0	0.00%	0	0.00%	2	2.82%	2	2.82%
	Ron LEACH	0	0.00%	0	0.00%	5	7.04%	5	7.04%
	Tom RECKTENWALD	0	0.00%	0	0.00%	2	2.82%	2	2.82%
	Grant T. SHORT	0	0.00%	0	0.00%	3	4.23%	3	4.23%
	Sellus WILDER	0	0.00%	0	0.00%	2	2.82%	2	2.82%
	Cast Votes:	0	0.00%	0	0.00%	71	88.75%	71	88.75%
	Over Votes:	0	0.00%	0	0.00%	0	0.00%	0	0.00%
	Under Votes:	0	0.00%	0	0.00%	9	11.25%	9	11.25%

Precinct Report — Unofficial

PRESIDENTIAL PREFERENCE AND REGULAR PRIMARY — OFFICIAL BALLOT FOR McCRACKEN COUNTY — May 17, 2016

05/17/2016 08:13 PM

Total Number of Voters : 12,257 of 0 = 0.00%

Precincts Reporting 55 of 55 = 100.00%

Party	Candidate	Absentee		Early		Election		Total	
Precinct B122 (Ballots Cast: 126)									
UNITED STATES REPRESENTATIVE in CONGRESS 1st Congressional District, Vote For 1									
	Tom OSBORNE	0	0.00%	0	0.00%	50	72.46%	50	72.46%
	Samuel L. GASKINS	0	0.00%	0	0.00%	19	27.54%	19	27.54%
	Cast Votes:	0	0.00%	0	0.00%	69	86.25%	69	86.25%
	Over Votes:	0	0.00%	0	0.00%	0	0.00%	0	0.00%
	Under Votes:	0	0.00%	0	0.00%	11	13.75%	11	13.75%

Precinct Report — Unofficial

PRESIDENTIAL PREFERENCE AND REGULAR PRIMARY — OFFICIAL BALLOT FOR McCRACKEN COUNTY — May 17, 2016

05/17/2016 08:13 PM

Total Number of Voters : 12,257 of 0 = 0.00%

Precincts Reporting 55 of 55 = 100.00%

Party	Candidate	Absentee		Early		Election		Total	
Precinct B123 (Ballots Cast: 263)									
UNITED STATES SENATOR, Vote For 1									
	James R. GOULD	0	0.00%	0	0.00%	6	6.45%	6	6.45%
	Rand PAUL	0	0.00%	0	0.00%	84	90.32%	84	90.32%
	Stephen Howard SLAUGHTER	0	0.00%	0	0.00%	3	3.23%	3	3.23%
	Cast Votes:	0	0.00%	0	0.00%	93	97.89%	93	97.89%
	Over Votes:	0	0.00%	0	0.00%	0	0.00%	0	0.00%
	Under Votes:	0	0.00%	0	0.00%	2	2.11%	2	2.11%
UNITED STATES REPRESENTATIVE in CONGRESS 1st Congressional District, Vote For 1									
	Mike PAPE	0	0.00%	0	0.00%	31	32.98%	31	32.98%
	Miles A. CAUGHEY JR.	0	0.00%	0	0.00%	4	4.26%	4	4.26%
	Jason BATTS	0	0.00%	0	0.00%	25	26.60%	25	26.60%
	James R. COMER	0	0.00%	0	0.00%	34	36.17%	34	36.17%
	Cast Votes:	0	0.00%	0	0.00%	94	98.95%	94	98.95%
	Over Votes:	0	0.00%	0	0.00%	0	0.00%	0	0.00%
	Under Votes:	0	0.00%	0	0.00%	1	1.05%	1	1.05%
PRESIDENT of the UNITED STATES, Vote For 1									
	Martin J. O'MALLEY	0	0.00%	0	0.00%	7	4.46%	7	4.46%
	Bernard "Bernie" SANDERS	0	0.00%	0	0.00%	68	43.31%	68	43.31%
	Hillary CLINTON	0	0.00%	0	0.00%	62	39.49%	62	39.49%
	Roque Rocky DE LA FUENTE	0	0.00%	0	0.00%	0	0.00%	0	0.00%
	"UNCOMMITTED"	0	0.00%	0	0.00%	20	12.74%	20	12.74%
	Cast Votes:	0	0.00%	0	0.00%	157	96.91%	157	96.91%
	Over Votes:	0	0.00%	0	0.00%	0	0.00%	0	0.00%
	Under Votes:	0	0.00%	0	0.00%	5	3.09%	5	3.09%
UNITED STATES SENATOR, Vote For 1									
	Jim GRAY	0	0.00%	0	0.00%	94	69.63%	94	69.63%
	Rory HOULIHAN	0	0.00%	0	0.00%	6	4.44%	6	4.44%
	Jeff KENDER	0	0.00%	0	0.00%	10	7.41%	10	7.41%
	Ron LEACH	0	0.00%	0	0.00%	11	8.15%	11	8.15%
	Tom RECKTENWALD	0	0.00%	0	0.00%	2	1.48%	2	1.48%
	Grant T. SHORT	0	0.00%	0	0.00%	0	0.00%	0	0.00%
	Sellus WILDER	0	0.00%	0	0.00%	12	8.89%	12	8.89%
	Cast Votes:	0	0.00%	0	0.00%	135	83.33%	135	83.33%
	Over Votes:	0	0.00%	0	0.00%	0	0.00%	0	0.00%
	Under Votes:	0	0.00%	0	0.00%	27	16.67%	27	16.67%

Precinct Report — Unofficial

PRESIDENTIAL PREFERENCE AND REGULAR PRIMARY — OFFICIAL BALLOT FOR McCRACKEN COUNTY — May 17, 2016

05/17/2016 08:13 PM

Total Number of Voters : 12,257 of 0 = 0.00%

Precincts Reporting 55 of 55 = 100.00%

Party	Candidate	Absentee		Early		Election		Total	
Precinct B123 (Ballots Cast: 263)									
UNITED STATES REPRESENTATIVE In CONGRESS 1st Congressional District, Vote For 1									
	Tom OSBORNE	0	0.00%	0	0.00%	74	62.18%	74	62.18%
	Samuel L. GASKINS	0	0.00%	0	0.00%	45	37.82%	45	37.82%
	Cast Votes:	0	0.00%	0	0.00%	119	73.46%	119	73.46%
	Over Votes:	0	0.00%	0	0.00%	0	0.00%	0	0.00%
	Under Votes:	0	0.00%	0	0.00%	43	26.54%	43	26.54%
MAYOR City of Paducah, Vote For 1									
	Arthur BASKIN	0	0.00%	0	0.00%	11	5.50%	11	5.50%
	Gayle KALER	0	0.00%	0	0.00%	89	44.50%	89	44.50%
	Brandi HARLESS	0	0.00%	0	0.00%	69	34.50%	69	34.50%
	Louis Elliot POLACH	0	0.00%	0	0.00%	4	2.00%	4	2.00%
	Buzz VONTESMAR	0	0.00%	0	0.00%	27	13.50%	27	13.50%
	Cast Votes:	0	0.00%	0	0.00%	200	91.74%	200	91.74%
	Over Votes:	0	0.00%	0	0.00%	0	0.00%	0	0.00%
	Under Votes:	0	0.00%	0	0.00%	18	8.26%	18	8.26%
CITY COMMISSIONERS City of Paducah, Vote For 4									
	Sandra WILSON	0	0.00%	0	0.00%	125	18.06%	125	18.06%
	Eddie A. JONES	0	0.00%	0	0.00%	42	6.07%	42	6.07%
	Raynaldo HENDERSON	0	0.00%	0	0.00%	18	2.60%	18	2.60%
	Tracy JONES	0	0.00%	0	0.00%	20	2.89%	20	2.89%
	Vicky D. HOLLAND	0	0.00%	0	0.00%	32	4.62%	32	4.62%
	Frank BENNETT	0	0.00%	0	0.00%	47	6.79%	47	6.79%
	Allan RHODES	0	0.00%	0	0.00%	116	16.76%	116	16.76%
	Brandon DUNCAN	0	0.00%	0	0.00%	40	5.78%	40	5.78%
	Tony VELTRI	0	0.00%	0	0.00%	41	5.92%	41	5.92%
	Sarah Stewart HOLLAND	0	0.00%	0	0.00%	52	7.51%	52	7.51%
	Richard ABRAHAM	0	0.00%	0	0.00%	78	11.27%	78	11.27%
	Anne Fowler GWINN	0	0.00%	0	0.00%	81	11.71%	81	11.71%
	Cast Votes:	0	0.00%	0	0.00%	692	79.36%	692	79.36%
	Over Votes:	0	0.00%	0	0.00%	0	0.00%	0	0.00%
	Under Votes:	0	0.00%	0	0.00%	180	20.64%	180	20.64%

Precinct Report — Unofficial

PRESIDENTIAL PREFERENCE AND REGULAR PRIMARY — OFFICIAL BALLOT FOR McCRACKEN COUNTY — May 17, 2016

05/17/2016 08:13 PM

Total Number of Voters : 12,257 of 0 = 0.00%

Precincts Reporting 55 of 55 = 100.00%

Party	Candidate	Absentee		Early		Election		Total	
Precinct B124 (Ballots Cast: 228)									
UNITED STATES SENATOR, Vote For 1									
	James R. GOULD	0	0.00%	0	0.00%	5	4.81%	5	4.81%
	Rand PAUL	0	0.00%	0	0.00%	97	93.27%	97	93.27%
	Stephen Howard SLAUGHTER	0	0.00%	0	0.00%	2	1.92%	2	1.92%
	Cast Votes:	0	0.00%	0	0.00%	104	98.11%	104	98.11%
	Over Votes:	0	0.00%	0	0.00%	0	0.00%	0	0.00%
	Under Votes:	0	0.00%	0	0.00%	2	1.89%	2	1.89%
UNITED STATES REPRESENTATIVE in CONGRESS 1st Congressional District, Vote For 1									
	Mike PAPE	0	0.00%	0	0.00%	20	19.05%	20	19.05%
	Miles A. CAUGHEY JR.	0	0.00%	0	0.00%	1	0.95%	1	0.95%
	Jason BATTS	0	0.00%	0	0.00%	37	35.24%	37	35.24%
	James R. COMER	0	0.00%	0	0.00%	47	44.76%	47	44.76%
	Cast Votes:	0	0.00%	0	0.00%	105	99.06%	105	99.06%
	Over Votes:	0	0.00%	0	0.00%	0	0.00%	0	0.00%
	Under Votes:	0	0.00%	0	0.00%	1	0.94%	1	0.94%
PRESIDENT of the UNITED STATES, Vote For 1									
	Martin J. O'MALLEY	0	0.00%	0	0.00%	3	2.54%	3	2.54%
	Bernard "Bernie" SANDERS	0	0.00%	0	0.00%	63	53.39%	63	53.39%
	Hillary CLINTON	0	0.00%	0	0.00%	38	32.20%	38	32.20%
	Roque Rocky DE LA FUENTE	0	0.00%	0	0.00%	1	0.85%	1	0.85%
	"UNCOMMITTED"	0	0.00%	0	0.00%	13	11.02%	13	11.02%
	Cast Votes:	0	0.00%	0	0.00%	118	98.33%	118	98.33%
	Over Votes:	0	0.00%	0	0.00%	0	0.00%	0	0.00%
	Under Votes:	0	0.00%	0	0.00%	2	1.67%	2	1.67%
UNITED STATES SENATOR, Vote For 1									
	Jim GRAY	0	0.00%	0	0.00%	71	68.27%	71	68.27%
	Rory HOULIHAN	0	0.00%	0	0.00%	6	5.77%	6	5.77%
	Jeff KENDER	0	0.00%	0	0.00%	4	3.85%	4	3.85%
	Ron LEACH	0	0.00%	0	0.00%	8	7.69%	8	7.69%
	Tom RECKTENWALD	0	0.00%	0	0.00%	3	2.88%	3	2.88%
	Grant T. SHORT	0	0.00%	0	0.00%	4	3.85%	4	3.85%
	Sellus WILDER	0	0.00%	0	0.00%	8	7.69%	8	7.69%
	Cast Votes:	0	0.00%	0	0.00%	104	86.67%	104	86.67%
	Over Votes:	0	0.00%	0	0.00%	0	0.00%	0	0.00%
	Under Votes:	0	0.00%	0	0.00%	16	13.33%	16	13.33%

Precinct Report — Unofficial

PRESIDENTIAL PREFERENCE AND REGULAR PRIMARY — OFFICIAL BALLOT FOR McCRACKEN COUNTY — May 17, 2016

05/17/2016 08:13 PM

Total Number of Voters : 12,257 of 0 = 0.00%

Precincts Reporting 55 of 55 = 100.00%

Party	Candidate	Absentee		Early		Election		Total	
Precinct B124 (Ballots Cast: 228)									
UNITED STATES REPRESENTATIVE in CONGRESS 1st Congressional District, Vote For 1									
	Tom OSBORNE	0	0.00%	0	0.00%	70	66.67%	70	66.67%
	Samuel L. GASKINS	0	0.00%	0	0.00%	35	33.33%	35	33.33%
	Cast Votes:	0	0.00%	0	0.00%	105	87.50%	105	87.50%
	Over Votes:	0	0.00%	0	0.00%	0	0.00%	0	0.00%
	Under Votes:	0	0.00%	0	0.00%	15	12.50%	15	12.50%
MAYOR City of Paducah, Vote For 1									
	Arthur BASKIN	0	0.00%	0	0.00%	1	4.76%	1	4.76%
	Gayle KALER	0	0.00%	0	0.00%	10	47.62%	10	47.62%
	Brandi HARLESS	0	0.00%	0	0.00%	9	42.86%	9	42.86%
	Louis Elliot POLACH	0	0.00%	0	0.00%	0	0.00%	0	0.00%
	Buzz VONTESMAR	0	0.00%	0	0.00%	1	4.76%	1	4.76%
	Cast Votes:	0	0.00%	0	0.00%	21	100.00%	21	100.00%
	Over Votes:	0	0.00%	0	0.00%	0	0.00%	0	0.00%
	Under Votes:	0	0.00%	0	0.00%	0	0.00%	0	0.00%
CITY COMMISSIONERS City of Paducah, Vote For 4									
	Sandra WILSON	0	0.00%	0	0.00%	14	19.72%	14	19.72%
	Eddie A. JONES	0	0.00%	0	0.00%	6	8.45%	6	8.45%
	Raynaldo HENDERSON	0	0.00%	0	0.00%	1	1.41%	1	1.41%
	Tracy JONES	0	0.00%	0	0.00%	1	1.41%	1	1.41%
	Vicky D. HOLLAND	0	0.00%	0	0.00%	1	1.41%	1	1.41%
	Frank BENNETT	0	0.00%	0	0.00%	5	7.04%	5	7.04%
	Allan RHODES	0	0.00%	0	0.00%	13	18.31%	13	18.31%
	Brandon DUNCAN	0	0.00%	0	0.00%	2	2.82%	2	2.82%
	Tony VELTRI	0	0.00%	0	0.00%	1	1.41%	1	1.41%
	Sarah Stewart HOLLAND	0	0.00%	0	0.00%	9	12.68%	9	12.68%
	Richard ABRAHAM	0	0.00%	0	0.00%	10	14.08%	10	14.08%
	Anne Fowler GWINN	0	0.00%	0	0.00%	8	11.27%	8	11.27%
	Cast Votes:	0	0.00%	0	0.00%	71	84.52%	71	84.52%
	Over Votes:	0	0.00%	0	0.00%	0	0.00%	0	0.00%
	Under Votes:	0	0.00%	0	0.00%	13	15.48%	13	15.48%

Precinct Report — Unofficial

PRESIDENTIAL PREFERENCE AND REGULAR PRIMARY — OFFICIAL BALLOT FOR McCRACKEN COUNTY — May 17, 2016

05/17/2016 08:13 PM

Total Number of Voters : 12,257 of 0 = 0.00%

Precincts Reporting 55 of 55 = 100.00%

Party	Candidate	Absentee		Early		Election		Total	
Precinct B125 (Ballots Cast: 296)									
UNITED STATES SENATOR, Vote For 1									
	James R. GOULD	0	0.00%	0	0.00%	11	8.87%	11	8.87%
	Rand PAUL	0	0.00%	0	0.00%	111	89.52%	111	89.52%
	Stephen Howard SLAUGHTER	0	0.00%	0	0.00%	2	1.61%	2	1.61%
	Cast Votes:	0	0.00%	0	0.00%	124	97.64%	124	97.64%
	Over Votes:	0	0.00%	0	0.00%	0	0.00%	0	0.00%
	Under Votes:	0	0.00%	0	0.00%	3	2.36%	3	2.36%
UNITED STATES REPRESENTATIVE in CONGRESS 1st Congressional District, Vote For 1									
	Mike PAPE	0	0.00%	0	0.00%	40	32.00%	40	32.00%
	Miles A. CAUGHEY JR.	0	0.00%	0	0.00%	0	0.00%	0	0.00%
	Jason BATTS	0	0.00%	0	0.00%	36	28.80%	36	28.80%
	James R. COMER	0	0.00%	0	0.00%	49	39.20%	49	39.20%
	Cast Votes:	0	0.00%	0	0.00%	125	98.43%	125	98.43%
	Over Votes:	0	0.00%	0	0.00%	0	0.00%	0	0.00%
	Under Votes:	0	0.00%	0	0.00%	2	1.57%	2	1.57%
PRESIDENT of the UNITED STATES, Vote For 1									
	Martin J. O'MALLEY	0	0.00%	0	0.00%	2	1.22%	2	1.22%
	Bernard "Bernie" SANDERS	0	0.00%	0	0.00%	92	56.10%	92	56.10%
	Hillary CLINTON	0	0.00%	0	0.00%	55	33.54%	55	33.54%
	Roque Rocky DE LA FUENTE	0	0.00%	0	0.00%	2	1.22%	2	1.22%
	"UNCOMMITTED"	0	0.00%	0	0.00%	13	7.93%	13	7.93%
	Cast Votes:	0	0.00%	0	0.00%	164	97.04%	164	97.04%
	Over Votes:	0	0.00%	0	0.00%	0	0.00%	0	0.00%
	Under Votes:	0	0.00%	0	0.00%	5	2.96%	5	2.96%
UNITED STATES SENATOR, Vote For 1									
	Jim GRAY	0	0.00%	0	0.00%	106	71.14%	106	71.14%
	Rory HOULIHAN	0	0.00%	0	0.00%	7	4.70%	7	4.70%
	Jeff KENDER	0	0.00%	0	0.00%	7	4.70%	7	4.70%
	Ron LEACH	0	0.00%	0	0.00%	11	7.38%	11	7.38%
	Tom RECKTENWALD	0	0.00%	0	0.00%	3	2.01%	3	2.01%
	Grant T. SHORT	0	0.00%	0	0.00%	3	2.01%	3	2.01%
	Sellus WILDER	0	0.00%	0	0.00%	12	8.05%	12	8.05%
	Cast Votes:	0	0.00%	0	0.00%	149	88.17%	149	88.17%
	Over Votes:	0	0.00%	0	0.00%	0	0.00%	0	0.00%
	Under Votes:	0	0.00%	0	0.00%	20	11.83%	20	11.83%

Precinct Report — Unofficial

PRESIDENTIAL PREFERENCE AND REGULAR PRIMARY — OFFICIAL BALLOT FOR McCRACKEN COUNTY — May 17, 2016

05/17/2016 08:13 PM

Total Number of Voters : 12,257 of 0 = 0.00%

Precincts Reporting 55 of 55 = 100.00%

Party	Candidate	Absentee		Early		Election		Total	
Precinct B125 (Ballots Cast: 296)									
UNITED STATES REPRESENTATIVE in CONGRESS 1st Congressional District, Vote For 1									
	Tom OSBORNE	0	0.00%	0	0.00%	95	65.07%	95	65.07%
	Samuel L. GASKINS	0	0.00%	0	0.00%	51	34.93%	51	34.93%
	Cast Votes:	0	0.00%	0	0.00%	146	86.39%	146	86.39%
	Over Votes:	0	0.00%	0	0.00%	0	0.00%	0	0.00%
	Under Votes:	0	0.00%	0	0.00%	23	13.61%	23	13.61%

Precinct Report — Unofficial

PRESIDENTIAL PREFERENCE AND REGULAR PRIMARY — OFFICIAL BALLOT FOR McCRACKEN COUNTY — May 17, 2016

05/17/2016 08:13 PM

Total Number of Voters : 12,257 of 0 = 0.00%

Precincts Reporting 55 of 55 = 100.00%

Party	Candidate	Absentee		Early		Election		Total	
Precinct B126 (Ballots Cast: 177)									
UNITED STATES SENATOR, Vote For 1									
	James R. GOULD	0	0.00%	0	0.00%	12	15.58%	12	15.58%
	Rand PAUL	0	0.00%	0	0.00%	63	81.82%	63	81.82%
	Stephen Howard SLAUGHTER	0	0.00%	0	0.00%	2	2.60%	2	2.60%
	Cast Votes:	0	0.00%	0	0.00%	77	100.00%	77	100.00%
	Over Votes:	0	0.00%	0	0.00%	0	0.00%	0	0.00%
	Under Votes:	0	0.00%	0	0.00%	0	0.00%	0	0.00%
UNITED STATES REPRESENTATIVE in CONGRESS 1st Congressional District, Vote For 1									
	Mike PAPE	0	0.00%	0	0.00%	29	37.66%	29	37.66%
	Miles A. CAUGHEY JR.	0	0.00%	0	0.00%	3	3.90%	3	3.90%
	Jason BATTS	0	0.00%	0	0.00%	20	25.97%	20	25.97%
	James R. COMER	0	0.00%	0	0.00%	25	32.47%	25	32.47%
	Cast Votes:	0	0.00%	0	0.00%	77	100.00%	77	100.00%
	Over Votes:	0	0.00%	0	0.00%	0	0.00%	0	0.00%
	Under Votes:	0	0.00%	0	0.00%	0	0.00%	0	0.00%
PRESIDENT of the UNITED STATES, Vote For 1									
	Martin J. O'MALLEY	0	0.00%	0	0.00%	2	2.06%	2	2.06%
	Bernard "Bernie" SANDERS	0	0.00%	0	0.00%	45	46.39%	45	46.39%
	Hillary CLINTON	0	0.00%	0	0.00%	34	35.05%	34	35.05%
	Roque Rocky DE LA FUENTE	0	0.00%	0	0.00%	1	1.03%	1	1.03%
	"UNCOMMITTED"	0	0.00%	0	0.00%	15	15.46%	15	15.46%
	Cast Votes:	0	0.00%	0	0.00%	97	97.98%	97	97.98%
	Over Votes:	0	0.00%	0	0.00%	0	0.00%	0	0.00%
	Under Votes:	0	0.00%	0	0.00%	2	2.02%	2	2.02%
UNITED STATES SENATOR, Vote For 1									
	Jim GRAY	0	0.00%	0	0.00%	58	65.17%	58	65.17%
	Rory HOULIHAN	0	0.00%	0	0.00%	6	6.74%	6	6.74%
	Jeff KENDER	0	0.00%	0	0.00%	7	7.87%	7	7.87%
	Ron LEACH	0	0.00%	0	0.00%	4	4.49%	4	4.49%
	Tom RECKTENWALD	0	0.00%	0	0.00%	0	0.00%	0	0.00%
	Grant T. SHORT	0	0.00%	0	0.00%	4	4.49%	4	4.49%
	Sellus WILDER	0	0.00%	0	0.00%	10	11.24%	10	11.24%
	Cast Votes:	0	0.00%	0	0.00%	89	89.90%	89	89.90%
	Over Votes:	0	0.00%	0	0.00%	0	0.00%	0	0.00%
	Under Votes:	0	0.00%	0	0.00%	10	10.10%	10	10.10%

Precinct Report — Unofficial

PRESIDENTIAL PREFERENCE AND REGULAR PRIMARY — OFFICIAL BALLOT FOR McCRACKEN COUNTY — May 17, 2016

05/17/2016 08:13 PM

Total Number of Voters : 12,257 of 0 = 0.00%

Precincts Reporting 55 of 55 = 100.00%

Party	Candidate	Absentee		Early		Election		Total	
Precinct B126 (Ballots Cast: 177)									
UNITED STATES REPRESENTATIVE In CONGRESS 1st Congressional District, Vote For 1									
	Tom OSBORNE	0	0.00%	0	0.00%	24	32.43%	24	32.43%
	Samuel L. GASKINS	0	0.00%	0	0.00%	50	67.57%	50	67.57%
	Cast Votes:	0	0.00%	0	0.00%	74	74.75%	74	74.75%
	Over Votes:	0	0.00%	0	0.00%	0	0.00%	0	0.00%
	Under Votes:	0	0.00%	0	0.00%	25	25.25%	25	25.25%
MAYOR City of Paducah, Vote For 1									
	Arthur BASKIN	0	0.00%	0	0.00%	0	0.00%	0	0.00%
	Gayle KALER	0	0.00%	0	0.00%	1	100.00%	1	100.00%
	Brandi HARLESS	0	0.00%	0	0.00%	0	0.00%	0	0.00%
	Louis Elliot POLACH	0	0.00%	0	0.00%	0	0.00%	0	0.00%
	Buzz VONTESMAR	0	0.00%	0	0.00%	0	0.00%	0	0.00%
	Cast Votes:	0	0.00%	0	0.00%	1	100.00%	1	100.00%
	Over Votes:	0	0.00%	0	0.00%	0	0.00%	0	0.00%
	Under Votes:	0	0.00%	0	0.00%	0	0.00%	0	0.00%
CITY COMMISSIONERS City of Paducah, Vote For 4									
	Sandra WILSON	0	0.00%	0	0.00%	0	0.00%	0	0.00%
	Eddie A. JONES	0	0.00%	0	0.00%	0	0.00%	0	0.00%
	Raynaldo HENDERSON	0	0.00%	0	0.00%	0	0.00%	0	0.00%
	Tracy JONES	0	0.00%	0	0.00%	0	0.00%	0	0.00%
	Vicky D. HOLLAND	0	0.00%	0	0.00%	0	0.00%	0	0.00%
	Frank BENNETT	0	0.00%	0	0.00%	0	0.00%	0	0.00%
	Allan RHODES	0	0.00%	0	0.00%	0	0.00%	0	0.00%
	Brandon DUNCAN	0	0.00%	0	0.00%	0	0.00%	0	0.00%
	Tony VELTRI	0	0.00%	0	0.00%	1	100.00%	1	100.00%
	Sarah Stewart HOLLAND	0	0.00%	0	0.00%	0	0.00%	0	0.00%
	Richard ABRAHAM	0	0.00%	0	0.00%	0	0.00%	0	0.00%
	Anne Fowler GWINN	0	0.00%	0	0.00%	0	0.00%	0	0.00%
	Cast Votes:	0	0.00%	0	0.00%	1	25.00%	1	25.00%
	Over Votes:	0	0.00%	0	0.00%	0	0.00%	0	0.00%
	Under Votes:	0	0.00%	0	0.00%	3	75.00%	3	75.00%

Precinct Report — Unofficial

PRESIDENTIAL PREFERENCE AND REGULAR PRIMARY — OFFICIAL BALLOT FOR McCRACKEN COUNTY — May 17, 2016

05/17/2016 08:13 PM

Total Number of Voters : 12,257 of 0 = 0.00%

Precincts Reporting 55 of 55 = 100.00%

Party	Candidate	Absentee		Early		Election		Total	
Precinct B127 (Ballots Cast: 216)									
UNITED STATES SENATOR, Vote For 1									
	James R. GOULD	0	0.00%	0	0.00%	3	3.26%	3	3.26%
	Rand PAUL	0	0.00%	0	0.00%	88	95.65%	88	95.65%
	Stephen Howard SLAUGHTER	0	0.00%	0	0.00%	1	1.09%	1	1.09%
	Cast Votes:	0	0.00%	0	0.00%	92	97.87%	92	97.87%
	Over Votes:	0	0.00%	0	0.00%	0	0.00%	0	0.00%
	Under Votes:	0	0.00%	0	0.00%	2	2.13%	2	2.13%
UNITED STATES REPRESENTATIVE in CONGRESS 1st Congressional District, Vote For 1									
	Mike PAPE	0	0.00%	0	0.00%	28	29.79%	28	29.79%
	Miles A. CAUGHEY JR.	0	0.00%	0	0.00%	4	4.26%	4	4.26%
	Jason BATTS	0	0.00%	0	0.00%	22	23.40%	22	23.40%
	James R. COMER	0	0.00%	0	0.00%	40	42.55%	40	42.55%
	Cast Votes:	0	0.00%	0	0.00%	94	100.00%	94	100.00%
	Over Votes:	0	0.00%	0	0.00%	0	0.00%	0	0.00%
	Under Votes:	0	0.00%	0	0.00%	0	0.00%	0	0.00%
PRESIDENT of the UNITED STATES, Vote For 1									
	Martin J. O'MALLEY	0	0.00%	0	0.00%	2	1.64%	2	1.64%
	Bernard "Bernie" SANDERS	0	0.00%	0	0.00%	70	57.38%	70	57.38%
	Hillary CLINTON	0	0.00%	0	0.00%	41	33.61%	41	33.61%
	Roque Rocky DE LA FUENTE	0	0.00%	0	0.00%	1	0.82%	1	0.82%
	"UNCOMMITTED"	0	0.00%	0	0.00%	8	6.56%	8	6.56%
	Cast Votes:	0	0.00%	0	0.00%	122	100.00%	122	100.00%
	Over Votes:	0	0.00%	0	0.00%	0	0.00%	0	0.00%
	Under Votes:	0	0.00%	0	0.00%	0	0.00%	0	0.00%
UNITED STATES SENATOR, Vote For 1									
	Jim GRAY	0	0.00%	0	0.00%	69	62.16%	69	62.16%
	Rory HOULIHAN	0	0.00%	0	0.00%	5	4.50%	5	4.50%
	Jeff KENDER	0	0.00%	0	0.00%	4	3.60%	4	3.60%
	Ron LEACH	0	0.00%	0	0.00%	21	18.92%	21	18.92%
	Tom RECKTENWALD	0	0.00%	0	0.00%	1	0.90%	1	0.90%
	Grant T. SHORT	0	0.00%	0	0.00%	0	0.00%	0	0.00%
	Sellus WILDER	0	0.00%	0	0.00%	11	9.91%	11	9.91%
	Cast Votes:	0	0.00%	0	0.00%	111	90.98%	111	90.98%
	Over Votes:	0	0.00%	0	0.00%	1	0.82%	1	0.82%
	Under Votes:	0	0.00%	0	0.00%	10	8.20%	10	8.20%

Precinct Report — Unofficial

PRESIDENTIAL PREFERENCE AND REGULAR PRIMARY — OFFICIAL BALLOT FOR McCRACKEN COUNTY — May 17, 2016

05/17/2016 08:13 PM

Total Number of Voters : 12,257 of 0 = 0.00%

Precincts Reporting 55 of 55 = 100.00%

Party	Candidate	Absentee		Early		Election		Total	
Precinct B127 (Ballots Cast: 216)									
UNITED STATES REPRESENTATIVE in CONGRESS 1st Congressional District, Vote For 1									
	Tom OSBORNE	0	0.00%	0	0.00%	42	40.00%	42	40.00%
	Samuel L. GASKINS	0	0.00%	0	0.00%	63	60.00%	63	60.00%
	Cast Votes:	0	0.00%	0	0.00%	105	86.07%	105	86.07%
	Over Votes:	0	0.00%	0	0.00%	0	0.00%	0	0.00%
	Under Votes:	0	0.00%	0	0.00%	17	13.93%	17	13.93%

Precinct Report — Unofficial

PRESIDENTIAL PREFERENCE AND REGULAR PRIMARY — OFFICIAL BALLOT FOR McCRACKEN COUNTY — May 17, 2016

05/17/2016 08:13 PM

Total Number of Voters : 12,257 of 0 = 0.00%

Precincts Reporting 55 of 55 = 100.00%

Party	Candidate	Absentee		Early		Election		Total	
Precinct B129 (Ballots Cast: 15)									
UNITED STATES SENATOR, Vote For 1									
	James R. GOULD	0	0.00%	0	0.00%	0	0.00%	0	0.00%
	Rand PAUL	0	0.00%	0	0.00%	1	100.00%	1	100.00%
	Stephen Howard SLAUGHTER	0	0.00%	0	0.00%	0	0.00%	0	0.00%
	Cast Votes:	0	0.00%	0	0.00%	1	100.00%	1	100.00%
	Over Votes:	0	0.00%	0	0.00%	0	0.00%	0	0.00%
	Under Votes:	0	0.00%	0	0.00%	0	0.00%	0	0.00%
UNITED STATES REPRESENTATIVE in CONGRESS 1st Congressional District, Vote For 1									
	Mike PAPE	0	0.00%	0	0.00%	0	0.00%	0	0.00%
	Miles A. CAUGHEY JR.	0	0.00%	0	0.00%	0	0.00%	0	0.00%
	Jason BATTS	0	0.00%	0	0.00%	0	0.00%	0	0.00%
	James R. COMER	0	0.00%	0	0.00%	1	100.00%	1	100.00%
	Cast Votes:	0	0.00%	0	0.00%	1	100.00%	1	100.00%
	Over Votes:	0	0.00%	0	0.00%	0	0.00%	0	0.00%
	Under Votes:	0	0.00%	0	0.00%	0	0.00%	0	0.00%
PRESIDENT of the UNITED STATES, Vote For 1									
	Martin J. O'MALLEY	0	0.00%	0	0.00%	1	7.14%	1	7.14%
	Bernard "Bernie" SANDERS	0	0.00%	0	0.00%	7	50.00%	7	50.00%
	Hillary CLINTON	0	0.00%	0	0.00%	4	28.57%	4	28.57%
	Roque Rocky DE LA FUENTE	0	0.00%	0	0.00%	1	7.14%	1	7.14%
	"UNCOMMITTED"	0	0.00%	0	0.00%	1	7.14%	1	7.14%
	Cast Votes:	0	0.00%	0	0.00%	14	100.00%	14	100.00%
	Over Votes:	0	0.00%	0	0.00%	0	0.00%	0	0.00%
	Under Votes:	0	0.00%	0	0.00%	0	0.00%	0	0.00%
UNITED STATES SENATOR, Vote For 1									
	Jim GRAY	0	0.00%	0	0.00%	8	66.67%	8	66.67%
	Rory HOULIHAN	0	0.00%	0	0.00%	0	0.00%	0	0.00%
	Jeff KENDER	0	0.00%	0	0.00%	3	25.00%	3	25.00%
	Ron LEACH	0	0.00%	0	0.00%	0	0.00%	0	0.00%
	Tom RECKTENWALD	0	0.00%	0	0.00%	0	0.00%	0	0.00%
	Grant T. SHORT	0	0.00%	0	0.00%	1	8.33%	1	8.33%
	Sellus WILDER	0	0.00%	0	0.00%	0	0.00%	0	0.00%
	Cast Votes:	0	0.00%	0	0.00%	12	85.71%	12	85.71%
	Over Votes:	0	0.00%	0	0.00%	0	0.00%	0	0.00%
	Under Votes:	0	0.00%	0	0.00%	2	14.29%	2	14.29%

Precinct Report — Unofficial

PRESIDENTIAL PREFERENCE AND REGULAR PRIMARY — OFFICIAL BALLOT FOR McCRACKEN COUNTY — May 17, 2016

05/17/2016 08:13 PM

Total Number of Voters : 12,257 of 0 = 0.00%

Precincts Reporting 55 of 55 = 100.00%

Party	Candidate	Absentee		Early		Election		Total	
Precinct B129 (Ballots Cast: 15)									
UNITED STATES REPRESENTATIVE in CONGRESS 1st Congressional District, Vote For 1									
	Tom OSBORNE	0	0.00%	0	0.00%	7	63.64%	7	63.64%
	Samuel L. GASKINS	0	0.00%	0	0.00%	4	36.36%	4	36.36%
	Cast Votes:	0	0.00%	0	0.00%	11	78.57%	11	78.57%
	Over Votes:	0	0.00%	0	0.00%	0	0.00%	0	0.00%
	Under Votes:	0	0.00%	0	0.00%	3	21.43%	3	21.43%

Precinct Report — Unofficial

PRESIDENTIAL PREFERENCE AND REGULAR PRIMARY — OFFICIAL BALLOT FOR McCRACKEN COUNTY — May 17, 2016

05/17/2016 08:13 PM

Total Number of Voters : 12,257 of 0 = 0.00%

Precincts Reporting 55 of 55 = 100.00%

Party	Candidate	Absentee		Early		Election		Total	
Precinct B131A (Ballots Cast: 274)									
UNITED STATES SENATOR, Vote For 1									
	James R. GOULD	0	0.00%	0	0.00%	5	7.14%	5	7.14%
	Rand PAUL	0	0.00%	0	0.00%	61	87.14%	61	87.14%
	Stephen Howard SLAUGHTER	0	0.00%	0	0.00%	4	5.71%	4	5.71%
	Cast Votes:	0	0.00%	0	0.00%	70	97.22%	70	97.22%
	Over Votes:	0	0.00%	0	0.00%	0	0.00%	0	0.00%
	Under Votes:	0	0.00%	0	0.00%	2	2.78%	2	2.78%
UNITED STATES REPRESENTATIVE in CONGRESS 1st Congressional District, Vote For 1									
	Mike PAPE	0	0.00%	0	0.00%	15	21.43%	15	21.43%
	Miles A. CAUGHEY JR.	0	0.00%	0	0.00%	3	4.29%	3	4.29%
	Jason BATTS	0	0.00%	0	0.00%	31	44.29%	31	44.29%
	James R. COMER	0	0.00%	0	0.00%	21	30.00%	21	30.00%
	Cast Votes:	0	0.00%	0	0.00%	70	97.22%	70	97.22%
	Over Votes:	0	0.00%	0	0.00%	0	0.00%	0	0.00%
	Under Votes:	0	0.00%	0	0.00%	2	2.78%	2	2.78%
PRESIDENT of the UNITED STATES, Vote For 1									
	Martin J. O'MALLEY	0	0.00%	0	0.00%	2	1.05%	2	1.05%
	Bernard "Bernie" SANDERS	0	0.00%	0	0.00%	73	38.42%	73	38.42%
	Hillary CLINTON	0	0.00%	0	0.00%	100	52.63%	100	52.63%
	Roque Rocky DE LA FUENTE	0	0.00%	0	0.00%	0	0.00%	0	0.00%
	"UNCOMMITTED"	0	0.00%	0	0.00%	15	7.89%	15	7.89%
	Cast Votes:	0	0.00%	0	0.00%	190	96.45%	190	96.45%
	Over Votes:	0	0.00%	0	0.00%	0	0.00%	0	0.00%
	Under Votes:	0	0.00%	0	0.00%	7	3.55%	7	3.55%
UNITED STATES SENATOR, Vote For 1									
	Jim GRAY	0	0.00%	0	0.00%	112	65.12%	112	65.12%
	Rory HOULIHAN	0	0.00%	0	0.00%	2	1.16%	2	1.16%
	Jeff KENDER	0	0.00%	0	0.00%	16	9.30%	16	9.30%
	Ron LEACH	0	0.00%	0	0.00%	16	9.30%	16	9.30%
	Tom RECKTENWALD	0	0.00%	0	0.00%	1	0.58%	1	0.58%
	Grant T. SHORT	0	0.00%	0	0.00%	6	3.49%	6	3.49%
	Sellus WILDER	0	0.00%	0	0.00%	19	11.05%	19	11.05%
	Cast Votes:	0	0.00%	0	0.00%	172	87.31%	172	87.31%
	Over Votes:	0	0.00%	0	0.00%	0	0.00%	0	0.00%
	Under Votes:	0	0.00%	0	0.00%	25	12.69%	25	12.69%

Precinct Report — Unofficial

PRESIDENTIAL PREFERENCE AND REGULAR PRIMARY — OFFICIAL BALLOT FOR McCRACKEN COUNTY — May 17, 2016

05/17/2016 08:13 PM

Total Number of Voters : 12,257 of 0 = 0.00%

Precincts Reporting 55 of 55 = 100.00%

Party	Candidate	Absentee		Early		Election		Total	
Precinct B131A (Ballots Cast: 274)									
UNITED STATES REPRESENTATIVE In CONGRESS 1st Congressional District, Vote For 1									
	Tom OSBORNE	0	0.00%	0	0.00%	92	57.86%	92	57.86%
	Samuel L. GASKINS	0	0.00%	0	0.00%	67	42.14%	67	42.14%
	Cast Votes:	0	0.00%	0	0.00%	159	80.71%	159	80.71%
	Over Votes:	0	0.00%	0	0.00%	0	0.00%	0	0.00%
	Under Votes:	0	0.00%	0	0.00%	38	19.29%	38	19.29%
MAYOR City of Paducah, Vote For 1									
	Arthur BASKIN	0	0.00%	0	0.00%	27	10.27%	27	10.27%
	Gayle KALER	0	0.00%	0	0.00%	76	28.90%	76	28.90%
	Brandi HARLESS	0	0.00%	0	0.00%	129	49.05%	129	49.05%
	Louis Elliot POLACH	0	0.00%	0	0.00%	5	1.90%	5	1.90%
	Buzz VONTESMAR	0	0.00%	0	0.00%	26	9.89%	26	9.89%
	Cast Votes:	0	0.00%	0	0.00%	263	95.99%	263	95.99%
	Over Votes:	0	0.00%	0	0.00%	0	0.00%	0	0.00%
	Under Votes:	0	0.00%	0	0.00%	11	4.01%	11	4.01%
CITY COMMISSIONERS City of Paducah, Vote For 4									
	Sandra WILSON	0	0.00%	0	0.00%	111	12.54%	111	12.54%
	Eddie A. JONES	0	0.00%	0	0.00%	58	6.55%	58	6.55%
	Raynaldo HENDERSON	0	0.00%	0	0.00%	75	8.47%	75	8.47%
	Tracy JONES	0	0.00%	0	0.00%	60	6.78%	60	6.78%
	Vicky D. HOLLAND	0	0.00%	0	0.00%	45	5.08%	45	5.08%
	Frank BENNETT	0	0.00%	0	0.00%	62	7.01%	62	7.01%
	Allan RHODES	0	0.00%	0	0.00%	149	16.84%	149	16.84%
	Brandon DUNCAN	0	0.00%	0	0.00%	35	3.95%	35	3.95%
	Tony VELTRI	0	0.00%	0	0.00%	33	3.73%	33	3.73%
	Sarah Stewart HOLLAND	0	0.00%	0	0.00%	77	8.70%	77	8.70%
	Richard ABRAHAM	0	0.00%	0	0.00%	113	12.77%	113	12.77%
	Anne Fowler GWINN	0	0.00%	0	0.00%	67	7.57%	67	7.57%
	Cast Votes:	0	0.00%	0	0.00%	885	80.75%	885	80.75%
	Over Votes:	0	0.00%	0	0.00%	0	0.00%	0	0.00%
	Under Votes:	0	0.00%	0	0.00%	211	19.25%	211	19.25%

Precinct Report — Unofficial

PRESIDENTIAL PREFERENCE AND REGULAR PRIMARY — OFFICIAL BALLOT FOR McCRACKEN COUNTY — May 17, 2016

05/17/2016 08:13 PM

Total Number of Voters : 12,257 of 0 = 0.00%

Precincts Reporting 55 of 55 = 100.00%

Party	Candidate	Absentee		Early		Election		Total	
Precinct B132A (Ballots Cast: 249)									
UNITED STATES SENATOR, Vote For 1									
	James R. GOULD	0	0.00%	0	0.00%	5	5.26%	5	5.26%
	Rand PAUL	0	0.00%	0	0.00%	84	88.42%	84	88.42%
	Stephen Howard SLAUGHTER	0	0.00%	0	0.00%	6	6.32%	6	6.32%
	Cast Votes:	0	0.00%	0	0.00%	95	95.00%	95	95.00%
	Over Votes:	0	0.00%	0	0.00%	0	0.00%	0	0.00%
	Under Votes:	0	0.00%	0	0.00%	5	5.00%	5	5.00%
UNITED STATES REPRESENTATIVE in CONGRESS 1st Congressional District, Vote For 1									
	Mike PAPE	0	0.00%	0	0.00%	36	37.89%	36	37.89%
	Miles A. CAUGHEY JR.	0	0.00%	0	0.00%	2	2.11%	2	2.11%
	Jason BATTS	0	0.00%	0	0.00%	20	21.05%	20	21.05%
	James R. COMER	0	0.00%	0	0.00%	37	38.95%	37	38.95%
	Cast Votes:	0	0.00%	0	0.00%	95	95.00%	95	95.00%
	Over Votes:	0	0.00%	0	0.00%	1	1.00%	1	1.00%
	Under Votes:	0	0.00%	0	0.00%	4	4.00%	4	4.00%
PRESIDENT of the UNITED STATES, Vote For 1									
	Martin J. O'MALLEY	0	0.00%	0	0.00%	3	2.19%	3	2.19%
	Bernard "Bernie" SANDERS	0	0.00%	0	0.00%	63	45.99%	63	45.99%
	Hillary CLINTON	0	0.00%	0	0.00%	54	39.42%	54	39.42%
	Roque Rocky DE LA FUENTE	0	0.00%	0	0.00%	0	0.00%	0	0.00%
	"UNCOMMITTED"	0	0.00%	0	0.00%	17	12.41%	17	12.41%
	Cast Votes:	0	0.00%	0	0.00%	137	97.86%	137	97.86%
	Over Votes:	0	0.00%	0	0.00%	0	0.00%	0	0.00%
	Under Votes:	0	0.00%	0	0.00%	3	2.14%	3	2.14%
UNITED STATES SENATOR, Vote For 1									
	Jim GRAY	0	0.00%	0	0.00%	81	69.23%	81	69.23%
	Rory HOULIHAN	0	0.00%	0	0.00%	1	0.85%	1	0.85%
	Jeff KENDER	0	0.00%	0	0.00%	3	2.56%	3	2.56%
	Ron LEACH	0	0.00%	0	0.00%	16	13.68%	16	13.68%
	Tom RECKTENWALD	0	0.00%	0	0.00%	5	4.27%	5	4.27%
	Grant T. SHORT	0	0.00%	0	0.00%	1	0.85%	1	0.85%
	Sellus WILDER	0	0.00%	0	0.00%	10	8.55%	10	8.55%
	Cast Votes:	0	0.00%	0	0.00%	117	83.57%	117	83.57%
	Over Votes:	0	0.00%	0	0.00%	0	0.00%	0	0.00%
	Under Votes:	0	0.00%	0	0.00%	23	16.43%	23	16.43%

Precinct Report — Unofficial

PRESIDENTIAL PREFERENCE AND REGULAR PRIMARY — OFFICIAL BALLOT FOR McCRACKEN COUNTY — May 17, 2016

05/17/2016 08:13 PM

Total Number of Voters : 12,257 of 0 = 0.00%

Precincts Reporting 55 of 55 = 100.00%

Party	Candidate	Absentee		Early		Election		Total	
Precinct B132A (Ballots Cast: 249)									
UNITED STATES REPRESENTATIVE in CONGRESS 1st Congressional District, Vote For 1									
	Tom OSBORNE	0	0.00%	0	0.00%	62	60.78%	62	60.78%
	Samuel L. GASKINS	0	0.00%	0	0.00%	40	39.22%	40	39.22%
	Cast Votes:	0	0.00%	0	0.00%	102	72.86%	102	72.86%
	Over Votes:	0	0.00%	0	0.00%	0	0.00%	0	0.00%
	Under Votes:	0	0.00%	0	0.00%	38	27.14%	38	27.14%
MAYOR City of Paducah, Vote For 1									
	Arthur BASKIN	0	0.00%	0	0.00%	9	3.70%	9	3.70%
	Gayle KALER	0	0.00%	0	0.00%	91	37.45%	91	37.45%
	Brandi HARLESS	0	0.00%	0	0.00%	130	53.50%	130	53.50%
	Louis Elliot POLACH	0	0.00%	0	0.00%	4	1.65%	4	1.65%
	Buzz VONTESMAR	0	0.00%	0	0.00%	9	3.70%	9	3.70%
	Cast Votes:	0	0.00%	0	0.00%	243	97.59%	243	97.59%
	Over Votes:	0	0.00%	0	0.00%	0	0.00%	0	0.00%
	Under Votes:	0	0.00%	0	0.00%	6	2.41%	6	2.41%
CITY COMMISSIONERS City of Paducah, Vote For 4									
	Sandra WILSON	0	0.00%	0	0.00%	134	15.18%	134	15.18%
	Eddie A. JONES	0	0.00%	0	0.00%	96	10.87%	96	10.87%
	Raynaldo HENDERSON	0	0.00%	0	0.00%	41	4.64%	41	4.64%
	Tracy JONES	0	0.00%	0	0.00%	16	1.81%	16	1.81%
	Vicky D. HOLLAND	0	0.00%	0	0.00%	17	1.93%	17	1.93%
	Frank BENNETT	0	0.00%	0	0.00%	65	7.36%	65	7.36%
	Allan RHODES	0	0.00%	0	0.00%	174	19.71%	174	19.71%
	Brandon DUNCAN	0	0.00%	0	0.00%	20	2.27%	20	2.27%
	Tony VELTRI	0	0.00%	0	0.00%	32	3.62%	32	3.62%
	Sarah Stewart HOLLAND	0	0.00%	0	0.00%	66	7.47%	66	7.47%
	Richard ABRAHAM	0	0.00%	0	0.00%	101	11.44%	101	11.44%
	Anne Fowler GWINN	0	0.00%	0	0.00%	121	13.70%	121	13.70%
	Cast Votes:	0	0.00%	0	0.00%	883	88.65%	883	88.65%
	Over Votes:	0	0.00%	0	0.00%	0	0.00%	0	0.00%
	Under Votes:	0	0.00%	0	0.00%	113	11.35%	113	11.35%

Precinct Report — Unofficial

PRESIDENTIAL PREFERENCE AND REGULAR PRIMARY — OFFICIAL BALLOT FOR McCRACKEN COUNTY — May 17, 2016

05/17/2016 08:13 PM

Total Number of Voters : 12,257 of 0 = 0.00%

Precincts Reporting 55 of 55 = 100.00%

Party	Candidate	Absentee		Early		Election		Total	
Precinct B134 (Ballots Cast: 242)									
UNITED STATES SENATOR, Vote For 1									
	James R. GOULD	0	0.00%	0	0.00%	9	8.41%	9	8.41%
	Rand PAUL	0	0.00%	0	0.00%	96	89.72%	96	89.72%
	Stephen Howard SLAUGHTER	0	0.00%	0	0.00%	2	1.87%	2	1.87%
	Cast Votes:	0	0.00%	0	0.00%	107	97.27%	107	97.27%
	Over Votes:	0	0.00%	0	0.00%	0	0.00%	0	0.00%
	Under Votes:	0	0.00%	0	0.00%	3	2.73%	3	2.73%
UNITED STATES REPRESENTATIVE in CONGRESS 1st Congressional District, Vote For 1									
	Mike PAPE	0	0.00%	0	0.00%	40	36.36%	40	36.36%
	Miles A. CAUGHEY JR.	0	0.00%	0	0.00%	1	0.91%	1	0.91%
	Jason BATTS	0	0.00%	0	0.00%	22	20.00%	22	20.00%
	James R. COMER	0	0.00%	0	0.00%	47	42.73%	47	42.73%
	Cast Votes:	0	0.00%	0	0.00%	110	100.00%	110	100.00%
	Over Votes:	0	0.00%	0	0.00%	0	0.00%	0	0.00%
	Under Votes:	0	0.00%	0	0.00%	0	0.00%	0	0.00%
PRESIDENT of the UNITED STATES, Vote For 1									
	Martin J. O'MALLEY	0	0.00%	0	0.00%	0	0.00%	0	0.00%
	Bernard "Bernie" SANDERS	0	0.00%	0	0.00%	70	54.69%	70	54.69%
	Hillary CLINTON	0	0.00%	0	0.00%	50	39.06%	50	39.06%
	Roque Rocky DE LA FUENTE	0	0.00%	0	0.00%	0	0.00%	0	0.00%
	"UNCOMMITTED"	0	0.00%	0	0.00%	8	6.25%	8	6.25%
	Cast Votes:	0	0.00%	0	0.00%	128	96.97%	128	96.97%
	Over Votes:	0	0.00%	0	0.00%	0	0.00%	0	0.00%
	Under Votes:	0	0.00%	0	0.00%	4	3.03%	4	3.03%
UNITED STATES SENATOR, Vote For 1									
	Jim GRAY	0	0.00%	0	0.00%	77	66.38%	77	66.38%
	Rory HOULIHAN	0	0.00%	0	0.00%	4	3.45%	4	3.45%
	Jeff KENDER	0	0.00%	0	0.00%	1	0.86%	1	0.86%
	Ron LEACH	0	0.00%	0	0.00%	17	14.66%	17	14.66%
	Tom RECKTENWALD	0	0.00%	0	0.00%	2	1.72%	2	1.72%
	Grant T. SHORT	0	0.00%	0	0.00%	4	3.45%	4	3.45%
	Sellus WILDER	0	0.00%	0	0.00%	11	9.48%	11	9.48%
	Cast Votes:	0	0.00%	0	0.00%	116	87.88%	116	87.88%
	Over Votes:	0	0.00%	0	0.00%	0	0.00%	0	0.00%
	Under Votes:	0	0.00%	0	0.00%	16	12.12%	16	12.12%

Precinct Report — Unofficial

PRESIDENTIAL PREFERENCE AND REGULAR PRIMARY — OFFICIAL BALLOT FOR McCRACKEN COUNTY — May 17, 2016

05/17/2016 08:13 PM

Total Number of Voters : 12,257 of 0 = 0.00%

Precincts Reporting 55 of 55 = 100.00%

Party	Candidate	Absentee		Early		Election		Total	
Precinct B134 (Ballots Cast: 242)									
UNITED STATES REPRESENTATIVE in CONGRESS 1st Congressional District, Vote For 1									
	Tom OSBORNE	0	0.00%	0	0.00%	67	58.77%	67	58.77%
	Samuel L. GASKINS	0	0.00%	0	0.00%	47	41.23%	47	41.23%
	Cast Votes:	0	0.00%	0	0.00%	114	86.36%	114	86.36%
	Over Votes:	0	0.00%	0	0.00%	0	0.00%	0	0.00%
	Under Votes:	0	0.00%	0	0.00%	18	13.64%	18	13.64%

Precinct Report — Unofficial

PRESIDENTIAL PREFERENCE AND REGULAR PRIMARY — OFFICIAL BALLOT FOR McCRACKEN COUNTY — May 17, 2016

05/17/2016 08:13 PM

Total Number of Voters : 12,257 of 0 = 0.00%

Precincts Reporting 55 of 55 = 100.00%

Party	Candidate	Absentee		Early		Election		Total	
Precinct B135 (Ballots Cast: 221)									
UNITED STATES SENATOR, Vote For 1									
	James R. GOULD	0	0.00%	0	0.00%	8	6.67%	8	6.67%
	Rand PAUL	0	0.00%	0	0.00%	107	89.17%	107	89.17%
	Stephen Howard SLAUGHTER	0	0.00%	0	0.00%	5	4.17%	5	4.17%
	Cast Votes:	0	0.00%	0	0.00%	120	97.56%	120	97.56%
	Over Votes:	0	0.00%	0	0.00%	0	0.00%	0	0.00%
	Under Votes:	0	0.00%	0	0.00%	3	2.44%	3	2.44%
UNITED STATES REPRESENTATIVE in CONGRESS 1st Congressional District, Vote For 1									
	Mike PAPE	0	0.00%	0	0.00%	45	36.59%	45	36.59%
	Miles A. CAUGHEY JR.	0	0.00%	0	0.00%	4	3.25%	4	3.25%
	Jason BATTS	0	0.00%	0	0.00%	30	24.39%	30	24.39%
	James R. COMER	0	0.00%	0	0.00%	44	35.77%	44	35.77%
	Cast Votes:	0	0.00%	0	0.00%	123	100.00%	123	100.00%
	Over Votes:	0	0.00%	0	0.00%	0	0.00%	0	0.00%
	Under Votes:	0	0.00%	0	0.00%	0	0.00%	0	0.00%
PRESIDENT of the UNITED STATES, Vote For 1									
	Martin J. O'MALLEY	0	0.00%	0	0.00%	2	2.06%	2	2.06%
	Bernard "Bernie" SANDERS	0	0.00%	0	0.00%	42	43.30%	42	43.30%
	Hillary CLINTON	0	0.00%	0	0.00%	42	43.30%	42	43.30%
	Roque Rocky DE LA FUENTE	0	0.00%	0	0.00%	2	2.06%	2	2.06%
	"UNCOMMITTED"	0	0.00%	0	0.00%	9	9.28%	9	9.28%
	Cast Votes:	0	0.00%	0	0.00%	97	98.98%	97	98.98%
	Over Votes:	0	0.00%	0	0.00%	0	0.00%	0	0.00%
	Under Votes:	0	0.00%	0	0.00%	1	1.02%	1	1.02%
UNITED STATES SENATOR, Vote For 1									
	Jim GRAY	0	0.00%	0	0.00%	55	67.07%	55	67.07%
	Rory HOULIHAN	0	0.00%	0	0.00%	3	3.66%	3	3.66%
	Jeff KENDER	0	0.00%	0	0.00%	2	2.44%	2	2.44%
	Ron LEACH	0	0.00%	0	0.00%	15	18.29%	15	18.29%
	Tom RECKTENWALD	0	0.00%	0	0.00%	0	0.00%	0	0.00%
	Grant T. SHORT	0	0.00%	0	0.00%	3	3.66%	3	3.66%
	Sellus WILDER	0	0.00%	0	0.00%	4	4.88%	4	4.88%
	Cast Votes:	0	0.00%	0	0.00%	82	83.67%	82	83.67%
	Over Votes:	0	0.00%	0	0.00%	0	0.00%	0	0.00%
	Under Votes:	0	0.00%	0	0.00%	16	16.33%	16	16.33%

Precinct Report — Unofficial

PRESIDENTIAL PREFERENCE AND REGULAR PRIMARY — OFFICIAL BALLOT FOR McCRACKEN COUNTY — May 17, 2016

05/17/2016 08:13 PM

Total Number of Voters : 12,257 of 0 = 0.00%

Precincts Reporting 55 of 55 = 100.00%

Party	Candidate	Absentee		Early		Election		Total	
Precinct B135 (Ballots Cast: 221)									
UNITED STATES REPRESENTATIVE In CONGRESS 1st Congressional District, Vote For 1									
	Tom OSBORNE	0	0.00%	0	0.00%	37	46.25%	37	46.25%
	Samuel L. GASKINS	0	0.00%	0	0.00%	43	53.75%	43	53.75%
	Cast Votes:	0	0.00%	0	0.00%	80	81.63%	80	81.63%
	Over Votes:	0	0.00%	0	0.00%	0	0.00%	0	0.00%
	Under Votes:	0	0.00%	0	0.00%	18	18.37%	18	18.37%

Precinct Report — Unofficial

PRESIDENTIAL PREFERENCE AND REGULAR PRIMARY — OFFICIAL BALLOT FOR McCRACKEN COUNTY — May 17, 2016

05/17/2016 08:13 PM

Total Number of Voters : 12,257 of 0 = 0.00%

Precincts Reporting 55 of 55 = 100.00%

Party	Candidate	Absentee		Early		Election		Total	
Precinct C102A (Ballots Cast: 235)									
UNITED STATES SENATOR, Vote For 1									
	James R. GOULD	0	0.00%	0	0.00%	4	20.00%	4	20.00%
	Rand PAUL	0	0.00%	0	0.00%	16	80.00%	16	80.00%
	Stephen Howard SLAUGHTER	0	0.00%	0	0.00%	0	0.00%	0	0.00%
	Cast Votes:	0	0.00%	0	0.00%	20	90.91%	20	90.91%
	Over Votes:	0	0.00%	0	0.00%	0	0.00%	0	0.00%
	Under Votes:	0	0.00%	0	0.00%	2	9.09%	2	9.09%
UNITED STATES REPRESENTATIVE in CONGRESS 1st Congressional District, Vote For 1									
	Mike PAPE	0	0.00%	0	0.00%	4	19.05%	4	19.05%
	Miles A. CAUGHEY JR.	0	0.00%	0	0.00%	2	9.52%	2	9.52%
	Jason BATTS	0	0.00%	0	0.00%	5	23.81%	5	23.81%
	James R. COMER	0	0.00%	0	0.00%	10	47.62%	10	47.62%
	Cast Votes:	0	0.00%	0	0.00%	21	95.45%	21	95.45%
	Over Votes:	0	0.00%	0	0.00%	0	0.00%	0	0.00%
	Under Votes:	0	0.00%	0	0.00%	1	4.55%	1	4.55%
PRESIDENT of the UNITED STATES, Vote For 1									
	Martin J. O'MALLEY	0	0.00%	0	0.00%	0	0.00%	0	0.00%
	Bernard "Bernie" SANDERS	0	0.00%	0	0.00%	44	21.46%	44	21.46%
	Hillary CLINTON	0	0.00%	0	0.00%	155	75.61%	155	75.61%
	Roque Rocky DE LA FUENTE	0	0.00%	0	0.00%	1	0.49%	1	0.49%
	"UNCOMMITTED"	0	0.00%	0	0.00%	5	2.44%	5	2.44%
	Cast Votes:	0	0.00%	0	0.00%	205	98.56%	205	98.56%
	Over Votes:	0	0.00%	0	0.00%	0	0.00%	0	0.00%
	Under Votes:	0	0.00%	0	0.00%	3	1.44%	3	1.44%
UNITED STATES SENATOR, Vote For 1									
	Jim GRAY	0	0.00%	0	0.00%	109	64.12%	109	64.12%
	Rory HOULIHAN	0	0.00%	0	0.00%	4	2.35%	4	2.35%
	Jeff KENDER	0	0.00%	0	0.00%	13	7.65%	13	7.65%
	Ron LEACH	0	0.00%	0	0.00%	21	12.35%	21	12.35%
	Tom RECKTENWALD	0	0.00%	0	0.00%	7	4.12%	7	4.12%
	Grant T. SHORT	0	0.00%	0	0.00%	5	2.94%	5	2.94%
	Sellus WILDER	0	0.00%	0	0.00%	11	6.47%	11	6.47%
	Cast Votes:	0	0.00%	0	0.00%	170	81.73%	170	81.73%
	Over Votes:	0	0.00%	0	0.00%	0	0.00%	0	0.00%
	Under Votes:	0	0.00%	0	0.00%	38	18.27%	38	18.27%

Precinct Report — Unofficial

PRESIDENTIAL PREFERENCE AND REGULAR PRIMARY — OFFICIAL BALLOT FOR McCRACKEN COUNTY — May 17, 2016

05/17/2016 08:13 PM

Total Number of Voters : 12,257 of 0 = 0.00%

Precincts Reporting 55 of 55 = 100.00%

Party	Candidate	Absentee		Early		Election		Total	
Precinct C102A (Ballots Cast: 235)									
UNITED STATES REPRESENTATIVE in CONGRESS 1st Congressional District, Vote For 1									
	Tom OSBORNE	0	0.00%	0	0.00%	114	66.28%	114	66.28%
	Samuel L. GASKINS	0	0.00%	0	0.00%	58	33.72%	58	33.72%
	Cast Votes:	0	0.00%	0	0.00%	172	82.69%	172	82.69%
	Over Votes:	0	0.00%	0	0.00%	0	0.00%	0	0.00%
	Under Votes:	0	0.00%	0	0.00%	36	17.31%	36	17.31%
MAYOR City of Paducah, Vote For 1									
	Arthur BASKIN	0	0.00%	0	0.00%	61	27.11%	61	27.11%
	Gayle KALER	0	0.00%	0	0.00%	95	42.22%	95	42.22%
	Brandi HARLESS	0	0.00%	0	0.00%	55	24.44%	55	24.44%
	Louis Elliot POLACH	0	0.00%	0	0.00%	8	3.56%	8	3.56%
	Buzz VONTESMAR	0	0.00%	0	0.00%	6	2.67%	6	2.67%
	Cast Votes:	0	0.00%	0	0.00%	225	95.74%	225	95.74%
	Over Votes:	0	0.00%	0	0.00%	0	0.00%	0	0.00%
	Under Votes:	0	0.00%	0	0.00%	10	4.26%	10	4.26%
CITY COMMISSIONERS City of Paducah, Vote For 4									
	Sandra WILSON	0	0.00%	0	0.00%	74	10.11%	74	10.11%
	Eddie A. JONES	0	0.00%	0	0.00%	21	2.87%	21	2.87%
	Raynaldo HENDERSON	0	0.00%	0	0.00%	131	17.90%	131	17.90%
	Tracy JONES	0	0.00%	0	0.00%	119	16.26%	119	16.26%
	Vicky D. HOLLAND	0	0.00%	0	0.00%	76	10.38%	76	10.38%
	Frank BENNETT	0	0.00%	0	0.00%	16	2.19%	16	2.19%
	Allan RHODES	0	0.00%	0	0.00%	81	11.07%	81	11.07%
	Brandon DUNCAN	0	0.00%	0	0.00%	20	2.73%	20	2.73%
	Tony VELTRI	0	0.00%	0	0.00%	16	2.19%	16	2.19%
	Sarah Stewart HOLLAND	0	0.00%	0	0.00%	19	2.60%	19	2.60%
	Richard ABRAHAM	0	0.00%	0	0.00%	135	18.44%	135	18.44%
	Anne Fowler GWINN	0	0.00%	0	0.00%	24	3.28%	24	3.28%
	Cast Votes:	0	0.00%	0	0.00%	732	77.87%	732	77.87%
	Over Votes:	0	0.00%	0	0.00%	0	0.00%	0	0.00%
	Under Votes:	0	0.00%	0	0.00%	208	22.13%	208	22.13%

Precinct Report — Unofficial

PRESIDENTIAL PREFERENCE AND REGULAR PRIMARY — OFFICIAL BALLOT FOR McCRACKEN COUNTY — May 17, 2016

05/17/2016 08:13 PM

Total Number of Voters : 12,257 of 0 = 0.00%

Precincts Reporting 55 of 55 = 100.00%

Party	Candidate	Absentee		Early		Election		Total	
Precinct C106 (Ballots Cast: 69)									
UNITED STATES SENATOR, Vote For 1									
	James R. GOULD	0	0.00%	0	0.00%	0	0.00%	0	0.00%
	Rand PAUL	0	0.00%	0	0.00%	12	92.31%	12	92.31%
	Stephen Howard SLAUGHTER	0	0.00%	0	0.00%	1	7.69%	1	7.69%
	Cast Votes:	0	0.00%	0	0.00%	13	100.00%	13	100.00%
	Over Votes:	0	0.00%	0	0.00%	0	0.00%	0	0.00%
	Under Votes:	0	0.00%	0	0.00%	0	0.00%	0	0.00%
UNITED STATES REPRESENTATIVE in CONGRESS 1st Congressional District, Vote For 1									
	Mike PAPE	0	0.00%	0	0.00%	1	7.69%	1	7.69%
	Miles A. CAUGHEY JR.	0	0.00%	0	0.00%	0	0.00%	0	0.00%
	Jason BATTS	0	0.00%	0	0.00%	1	7.69%	1	7.69%
	James R. COMER	0	0.00%	0	0.00%	11	84.62%	11	84.62%
	Cast Votes:	0	0.00%	0	0.00%	13	100.00%	13	100.00%
	Over Votes:	0	0.00%	0	0.00%	0	0.00%	0	0.00%
	Under Votes:	0	0.00%	0	0.00%	0	0.00%	0	0.00%
PRESIDENT of the UNITED STATES, Vote For 1									
	Martin J. O'MALLEY	0	0.00%	0	0.00%	0	0.00%	0	0.00%
	Bernard "Bernie" SANDERS	0	0.00%	0	0.00%	27	50.00%	27	50.00%
	Hillary CLINTON	0	0.00%	0	0.00%	23	42.59%	23	42.59%
	Roque Rocky DE LA FUENTE	0	0.00%	0	0.00%	0	0.00%	0	0.00%
	"UNCOMMITTED"	0	0.00%	0	0.00%	4	7.41%	4	7.41%
	Cast Votes:	0	0.00%	0	0.00%	54	98.18%	54	98.18%
	Over Votes:	0	0.00%	0	0.00%	0	0.00%	0	0.00%
	Under Votes:	0	0.00%	0	0.00%	1	1.82%	1	1.82%
UNITED STATES SENATOR, Vote For 1									
	Jim GRAY	0	0.00%	0	0.00%	29	63.04%	29	63.04%
	Rory HOULIHAN	0	0.00%	0	0.00%	1	2.17%	1	2.17%
	Jeff KENDER	0	0.00%	0	0.00%	3	6.52%	3	6.52%
	Ron LEACH	0	0.00%	0	0.00%	6	13.04%	6	13.04%
	Tom RECKTENWALD	0	0.00%	0	0.00%	3	6.52%	3	6.52%
	Grant T. SHORT	0	0.00%	0	0.00%	1	2.17%	1	2.17%
	Sellus WILDER	0	0.00%	0	0.00%	3	6.52%	3	6.52%
	Cast Votes:	0	0.00%	0	0.00%	46	83.64%	46	83.64%
	Over Votes:	0	0.00%	0	0.00%	0	0.00%	0	0.00%
	Under Votes:	0	0.00%	0	0.00%	9	16.36%	9	16.36%

Precinct Report — Unofficial

PRESIDENTIAL PREFERENCE AND REGULAR PRIMARY — OFFICIAL BALLOT FOR McCRACKEN COUNTY — May 17, 2016

05/17/2016 08:13 PM

Total Number of Voters : 12,257 of 0 = 0.00%

Precincts Reporting 55 of 55 = 100.00%

Party	Candidate	Absentee		Early		Election		Total	
Precinct C106 (Ballots Cast: 69)									
UNITED STATES REPRESENTATIVE in CONGRESS 1st Congressional District, Vote For 1									
	Tom OSBORNE	0	0.00%	0	0.00%	25	59.52%	25	59.52%
	Samuel L. GASKINS	0	0.00%	0	0.00%	17	40.48%	17	40.48%
	Cast Votes:	0	0.00%	0	0.00%	42	76.36%	42	76.36%
	Over Votes:	0	0.00%	0	0.00%	0	0.00%	0	0.00%
	Under Votes:	0	0.00%	0	0.00%	13	23.64%	13	23.64%
MAYOR City of Paducah, Vote For 1									
	Arthur BASKIN	0	0.00%	0	0.00%	0	0.00%	0	0.00%
	Gayle KALER	0	0.00%	0	0.00%	0	0.00%	0	0.00%
	Brandi HARLESS	0	0.00%	0	0.00%	2	100.00%	2	100.00%
	Louis Elliot POLACH	0	0.00%	0	0.00%	0	0.00%	0	0.00%
	Buzz VONTESMAR	0	0.00%	0	0.00%	0	0.00%	0	0.00%
	Cast Votes:	0	0.00%	0	0.00%	2	100.00%	2	100.00%
	Over Votes:	0	0.00%	0	0.00%	0	0.00%	0	0.00%
	Under Votes:	0	0.00%	0	0.00%	0	0.00%	0	0.00%
CITY COMMISSIONERS City of Paducah, Vote For 4									
	Sandra WILSON	0	0.00%	0	0.00%	0	0.00%	0	0.00%
	Eddie A. JONES	0	0.00%	0	0.00%	0	0.00%	0	0.00%
	Raynaldo HENDERSON	0	0.00%	0	0.00%	0	0.00%	0	0.00%
	Tracy JONES	0	0.00%	0	0.00%	0	0.00%	0	0.00%
	Vicky D. HOLLAND	0	0.00%	0	0.00%	1	20.00%	1	20.00%
	Frank BENNETT	0	0.00%	0	0.00%	1	20.00%	1	20.00%
	Allan RHODES	0	0.00%	0	0.00%	2	40.00%	2	40.00%
	Brandon DUNCAN	0	0.00%	0	0.00%	0	0.00%	0	0.00%
	Tony VELTRI	0	0.00%	0	0.00%	0	0.00%	0	0.00%
	Sarah Stewart HOLLAND	0	0.00%	0	0.00%	1	20.00%	1	20.00%
	Richard ABRAHAM	0	0.00%	0	0.00%	0	0.00%	0	0.00%
	Anne Fowler GWINN	0	0.00%	0	0.00%	0	0.00%	0	0.00%
	Cast Votes:	0	0.00%	0	0.00%	5	62.50%	5	62.50%
	Over Votes:	0	0.00%	0	0.00%	0	0.00%	0	0.00%
	Under Votes:	0	0.00%	0	0.00%	3	37.50%	3	37.50%

Precinct Report — Unofficial

PRESIDENTIAL PREFERENCE AND REGULAR PRIMARY — OFFICIAL BALLOT FOR McCRACKEN COUNTY — May 17, 2016

05/17/2016 08:13 PM

Total Number of Voters : 12,257 of 0 = 0.00%

Precincts Reporting 55 of 55 = 100.00%

Party	Candidate	Absentee		Early		Election		Total	
Precinct C107 (Ballots Cast: 279)									
UNITED STATES SENATOR, Vote For 1									
	James R. GOULD	0	0.00%	0	0.00%	6	5.83%	6	5.83%
	Rand PAUL	0	0.00%	0	0.00%	91	88.35%	91	88.35%
	Stephen Howard SLAUGHTER	0	0.00%	0	0.00%	6	5.83%	6	5.83%
	Cast Votes:	0	0.00%	0	0.00%	103	99.04%	103	99.04%
	Over Votes:	0	0.00%	0	0.00%	0	0.00%	0	0.00%
	Under Votes:	0	0.00%	0	0.00%	1	0.96%	1	0.96%
UNITED STATES REPRESENTATIVE in CONGRESS 1st Congressional District, Vote For 1									
	Mike PAPE	0	0.00%	0	0.00%	27	26.21%	27	26.21%
	Miles A. CAUGHEY JR.	0	0.00%	0	0.00%	6	5.83%	6	5.83%
	Jason BATTS	0	0.00%	0	0.00%	33	32.04%	33	32.04%
	James R. COMER	0	0.00%	0	0.00%	37	35.92%	37	35.92%
	Cast Votes:	0	0.00%	0	0.00%	103	99.04%	103	99.04%
	Over Votes:	0	0.00%	0	0.00%	0	0.00%	0	0.00%
	Under Votes:	0	0.00%	0	0.00%	1	0.96%	1	0.96%
PRESIDENT of the UNITED STATES, Vote For 1									
	Martin J. O'MALLEY	0	0.00%	0	0.00%	2	1.17%	2	1.17%
	Bernard "Bernie" SANDERS	0	0.00%	0	0.00%	92	53.80%	92	53.80%
	Hillary CLINTON	0	0.00%	0	0.00%	64	37.43%	64	37.43%
	Roque Rocky DE LA FUENTE	0	0.00%	0	0.00%	0	0.00%	0	0.00%
	"UNCOMMITTED"	0	0.00%	0	0.00%	13	7.60%	13	7.60%
	Cast Votes:	0	0.00%	0	0.00%	171	98.84%	171	98.84%
	Over Votes:	0	0.00%	0	0.00%	0	0.00%	0	0.00%
	Under Votes:	0	0.00%	0	0.00%	2	1.16%	2	1.16%
UNITED STATES SENATOR, Vote For 1									
	Jim GRAY	0	0.00%	0	0.00%	94	67.63%	94	67.63%
	Rory HOULIHAN	0	0.00%	0	0.00%	6	4.32%	6	4.32%
	Jeff KENDER	0	0.00%	0	0.00%	6	4.32%	6	4.32%
	Ron LEACH	0	0.00%	0	0.00%	16	11.51%	16	11.51%
	Tom RECKTENWALD	0	0.00%	0	0.00%	2	1.44%	2	1.44%
	Grant T. SHORT	0	0.00%	0	0.00%	4	2.88%	4	2.88%
	Sellus WILDER	0	0.00%	0	0.00%	11	7.91%	11	7.91%
	Cast Votes:	0	0.00%	0	0.00%	139	80.35%	139	80.35%
	Over Votes:	0	0.00%	0	0.00%	0	0.00%	0	0.00%
	Under Votes:	0	0.00%	0	0.00%	34	19.65%	34	19.65%

Precinct Report — Unofficial

PRESIDENTIAL PREFERENCE AND REGULAR PRIMARY — OFFICIAL BALLOT FOR McCRACKEN COUNTY — May 17, 2016

05/17/2016 08:13 PM

Total Number of Voters : 12,257 of 0 = 0.00%

Precincts Reporting 55 of 55 = 100.00%

Party	Candidate	Absentee		Early		Election		Total	
Precinct C107 (Ballots Cast: 279)									
UNITED STATES REPRESENTATIVE in CONGRESS 1st Congressional District, Vote For 1									
	Tom OSBORNE	0	0.00%	0	0.00%	86	65.65%	86	65.65%
	Samuel L. GASKINS	0	0.00%	0	0.00%	45	34.35%	45	34.35%
	Cast Votes:	0	0.00%	0	0.00%	131	75.72%	131	75.72%
	Over Votes:	0	0.00%	0	0.00%	0	0.00%	0	0.00%
	Under Votes:	0	0.00%	0	0.00%	42	24.28%	42	24.28%
MAYOR City of Paducah, Vote For 1									
	Arthur BASKIN	0	0.00%	0	0.00%	0	0.00%	0	0.00%
	Gayle KALER	0	0.00%	0	0.00%	6	31.58%	6	31.58%
	Brandi HARLESS	0	0.00%	0	0.00%	10	52.63%	10	52.63%
	Louis Elliot POLACH	0	0.00%	0	0.00%	2	10.53%	2	10.53%
	Buzz VONTESMAR	0	0.00%	0	0.00%	1	5.26%	1	5.26%
	Cast Votes:	0	0.00%	0	0.00%	19	82.61%	19	82.61%
	Over Votes:	0	0.00%	0	0.00%	0	0.00%	0	0.00%
	Under Votes:	0	0.00%	0	0.00%	4	17.39%	4	17.39%
CITY COMMISSIONERS City of Paducah, Vote For 4									
	Sandra WILSON	0	0.00%	0	0.00%	14	20.90%	14	20.90%
	Eddie A. JONES	0	0.00%	0	0.00%	4	5.97%	4	5.97%
	Raynaldo HENDERSON	0	0.00%	0	0.00%	2	2.99%	2	2.99%
	Tracy JONES	0	0.00%	0	0.00%	4	5.97%	4	5.97%
	Vicky D. HOLLAND	0	0.00%	0	0.00%	3	4.48%	3	4.48%
	Frank BENNETT	0	0.00%	0	0.00%	2	2.99%	2	2.99%
	Allan RHODES	0	0.00%	0	0.00%	9	13.43%	9	13.43%
	Brandon DUNCAN	0	0.00%	0	0.00%	6	8.96%	6	8.96%
	Tony VELTRI	0	0.00%	0	0.00%	0	0.00%	0	0.00%
	Sarah Stewart HOLLAND	0	0.00%	0	0.00%	5	7.46%	5	7.46%
	Richard ABRAHAM	0	0.00%	0	0.00%	7	10.45%	7	10.45%
	Anne Fowler GWINN	0	0.00%	0	0.00%	11	16.42%	11	16.42%
	Cast Votes:	0	0.00%	0	0.00%	67	72.83%	67	72.83%
	Over Votes:	0	0.00%	0	0.00%	0	0.00%	0	0.00%
	Under Votes:	0	0.00%	0	0.00%	25	27.17%	25	27.17%

Precinct Report — Unofficial

PRESIDENTIAL PREFERENCE AND REGULAR PRIMARY — OFFICIAL BALLOT FOR McCRACKEN COUNTY — May 17, 2016

05/17/2016 08:13 PM

Total Number of Voters : 12,257 of 0 = 0.00%

Precincts Reporting 55 of 55 = 100.00%

Party	Candidate	Absentee		Early		Election		Total	
Precinct C108 (Ballots Cast: 458)									
UNITED STATES SENATOR, Vote For 1									
	James R. GOULD	0	0.00%	0	0.00%	13	5.35%	13	5.35%
	Rand PAUL	0	0.00%	0	0.00%	226	93.00%	226	93.00%
	Stephen Howard SLAUGHTER	0	0.00%	0	0.00%	4	1.65%	4	1.65%
	Cast Votes:	0	0.00%	0	0.00%	243	95.29%	243	95.29%
	Over Votes:	0	0.00%	0	0.00%	0	0.00%	0	0.00%
	Under Votes:	0	0.00%	0	0.00%	12	4.71%	12	4.71%
UNITED STATES REPRESENTATIVE in CONGRESS 1st Congressional District, Vote For 1									
	Mike PAPE	0	0.00%	0	0.00%	100	39.37%	100	39.37%
	Miles A. CAUGHEY JR.	0	0.00%	0	0.00%	2	0.79%	2	0.79%
	Jason BATTS	0	0.00%	0	0.00%	45	17.72%	45	17.72%
	James R. COMER	0	0.00%	0	0.00%	107	42.13%	107	42.13%
	Cast Votes:	0	0.00%	0	0.00%	254	99.61%	254	99.61%
	Over Votes:	0	0.00%	0	0.00%	0	0.00%	0	0.00%
	Under Votes:	0	0.00%	0	0.00%	1	0.39%	1	0.39%
PRESIDENT of the UNITED STATES, Vote For 1									
	Martin J. O'MALLEY	0	0.00%	0	0.00%	3	1.58%	3	1.58%
	Bernard "Bernie" SANDERS	0	0.00%	0	0.00%	87	45.79%	87	45.79%
	Hillary CLINTON	0	0.00%	0	0.00%	85	44.74%	85	44.74%
	Roque Rocky DE LA FUENTE	0	0.00%	0	0.00%	1	0.53%	1	0.53%
	"UNCOMMITTED"	0	0.00%	0	0.00%	14	7.37%	14	7.37%
	Cast Votes:	0	0.00%	0	0.00%	190	94.53%	190	94.53%
	Over Votes:	0	0.00%	0	0.00%	0	0.00%	0	0.00%
	Under Votes:	0	0.00%	0	0.00%	11	5.47%	11	5.47%
UNITED STATES SENATOR, Vote For 1									
	Jim GRAY	0	0.00%	0	0.00%	123	71.51%	123	71.51%
	Rory HOULIHAN	0	0.00%	0	0.00%	4	2.33%	4	2.33%
	Jeff KENDER	0	0.00%	0	0.00%	10	5.81%	10	5.81%
	Ron LEACH	0	0.00%	0	0.00%	16	9.30%	16	9.30%
	Tom RECKTENWALD	0	0.00%	0	0.00%	3	1.74%	3	1.74%
	Grant T. SHORT	0	0.00%	0	0.00%	6	3.49%	6	3.49%
	Sellus WILDER	0	0.00%	0	0.00%	10	5.81%	10	5.81%
	Cast Votes:	0	0.00%	0	0.00%	172	85.57%	172	85.57%
	Over Votes:	0	0.00%	0	0.00%	0	0.00%	0	0.00%
	Under Votes:	0	0.00%	0	0.00%	29	14.43%	29	14.43%

Precinct Report — Unofficial

PRESIDENTIAL PREFERENCE AND REGULAR PRIMARY — OFFICIAL BALLOT FOR McCRACKEN COUNTY — May 17, 2016

05/17/2016 08:13 PM

Total Number of Voters : 12,257 of 0 = 0.00%

Precincts Reporting 55 of 55 = 100.00%

Party	Candidate	Absentee		Early		Election		Total	
Precinct C108 (Ballots Cast: 458)									
UNITED STATES REPRESENTATIVE in CONGRESS 1st Congressional District, Vote For 1									
	Tom OSBORNE	0	0.00%	0	0.00%	94	57.67%	94	57.67%
	Samuel L. GASKINS	0	0.00%	0	0.00%	69	42.33%	69	42.33%
	Cast Votes:	0	0.00%	0	0.00%	163	81.09%	163	81.09%
	Over Votes:	0	0.00%	0	0.00%	0	0.00%	0	0.00%
	Under Votes:	0	0.00%	0	0.00%	38	18.91%	38	18.91%
MAYOR City of Paducah, Vote For 1									
	Arthur BASKIN	0	0.00%	0	0.00%	1	0.98%	1	0.98%
	Gayle KALER	0	0.00%	0	0.00%	41	40.20%	41	40.20%
	Brandi HARLESS	0	0.00%	0	0.00%	50	49.02%	50	49.02%
	Louis Elliot POLACH	0	0.00%	0	0.00%	0	0.00%	0	0.00%
	Buzz VONTESMAR	0	0.00%	0	0.00%	10	9.80%	10	9.80%
	Cast Votes:	0	0.00%	0	0.00%	102	93.58%	102	93.58%
	Over Votes:	0	0.00%	0	0.00%	0	0.00%	0	0.00%
	Under Votes:	0	0.00%	0	0.00%	7	6.42%	7	6.42%
CITY COMMISSIONERS City of Paducah, Vote For 4									
	Sandra WILSON	0	0.00%	0	0.00%	77	20.64%	77	20.64%
	Eddie A. JONES	0	0.00%	0	0.00%	23	6.17%	23	6.17%
	Raynaldo HENDERSON	0	0.00%	0	0.00%	15	4.02%	15	4.02%
	Tracy JONES	0	0.00%	0	0.00%	4	1.07%	4	1.07%
	Vicky D. HOLLAND	0	0.00%	0	0.00%	6	1.61%	6	1.61%
	Frank BENNETT	0	0.00%	0	0.00%	30	8.04%	30	8.04%
	Allan RHODES	0	0.00%	0	0.00%	67	17.96%	67	17.96%
	Brandon DUNCAN	0	0.00%	0	0.00%	8	2.14%	8	2.14%
	Tony VELTRI	0	0.00%	0	0.00%	22	5.90%	22	5.90%
	Sarah Stewart HOLLAND	0	0.00%	0	0.00%	30	8.04%	30	8.04%
	Richard ABRAHAM	0	0.00%	0	0.00%	45	12.06%	45	12.06%
	Anne Fowler GWINN	0	0.00%	0	0.00%	46	12.33%	46	12.33%
	Cast Votes:	0	0.00%	0	0.00%	373	85.55%	373	85.55%
	Over Votes:	0	0.00%	0	0.00%	0	0.00%	0	0.00%
	Under Votes:	0	0.00%	0	0.00%	63	14.45%	63	14.45%

Precinct Report — Unofficial

PRESIDENTIAL PREFERENCE AND REGULAR PRIMARY — OFFICIAL BALLOT FOR McCRACKEN COUNTY — May 17, 2016

05/17/2016 08:13 PM

Total Number of Voters : 12,257 of 0 = 0.00%

Precincts Reporting 55 of 55 = 100.00%

Party	Candidate	Absentee		Early		Election		Total	
Precinct C109 (Ballots Cast: 438)									
UNITED STATES SENATOR, Vote For 1									
	James R. GOULD	0	0.00%	0	0.00%	15	7.69%	15	7.69%
	Rand PAUL	0	0.00%	0	0.00%	179	91.79%	179	91.79%
	Stephen Howard SLAUGHTER	0	0.00%	0	0.00%	1	0.51%	1	0.51%
	Cast Votes:	0	0.00%	0	0.00%	195	97.01%	195	97.01%
	Over Votes:	0	0.00%	0	0.00%	0	0.00%	0	0.00%
	Under Votes:	0	0.00%	0	0.00%	6	2.99%	6	2.99%
UNITED STATES REPRESENTATIVE in CONGRESS 1st Congressional District, Vote For 1									
	Mike PAPE	0	0.00%	0	0.00%	65	32.99%	65	32.99%
	Miles A. CAUGHEY JR.	0	0.00%	0	0.00%	7	3.55%	7	3.55%
	Jason BATTS	0	0.00%	0	0.00%	46	23.35%	46	23.35%
	James R. COMER	0	0.00%	0	0.00%	79	40.10%	79	40.10%
	Cast Votes:	0	0.00%	0	0.00%	197	98.01%	197	98.01%
	Over Votes:	0	0.00%	0	0.00%	0	0.00%	0	0.00%
	Under Votes:	0	0.00%	0	0.00%	4	1.99%	4	1.99%
PRESIDENT of the UNITED STATES, Vote For 1									
	Martin J. O'MALLEY	0	0.00%	0	0.00%	4	1.82%	4	1.82%
	Bernard "Bernie" SANDERS	0	0.00%	0	0.00%	84	38.18%	84	38.18%
	Hillary CLINTON	0	0.00%	0	0.00%	110	50.00%	110	50.00%
	Roque Rocky DE LA FUENTE	0	0.00%	0	0.00%	1	0.45%	1	0.45%
	"UNCOMMITTED"	0	0.00%	0	0.00%	21	9.55%	21	9.55%
	Cast Votes:	0	0.00%	0	0.00%	220	95.65%	220	95.65%
	Over Votes:	0	0.00%	0	0.00%	0	0.00%	0	0.00%
	Under Votes:	0	0.00%	0	0.00%	10	4.35%	10	4.35%
UNITED STATES SENATOR, Vote For 1									
	Jim GRAY	0	0.00%	0	0.00%	140	76.09%	140	76.09%
	Rory HOULIHAN	0	0.00%	0	0.00%	5	2.72%	5	2.72%
	Jeff KENDER	0	0.00%	0	0.00%	8	4.35%	8	4.35%
	Ron LEACH	0	0.00%	0	0.00%	12	6.52%	12	6.52%
	Tom RECKTENWALD	0	0.00%	0	0.00%	5	2.72%	5	2.72%
	Grant T. SHORT	0	0.00%	0	0.00%	6	3.26%	6	3.26%
	Sellus WILDER	0	0.00%	0	0.00%	8	4.35%	8	4.35%
	Cast Votes:	0	0.00%	0	0.00%	184	80.00%	184	80.00%
	Over Votes:	0	0.00%	0	0.00%	0	0.00%	0	0.00%
	Under Votes:	0	0.00%	0	0.00%	46	20.00%	46	20.00%

Precinct Report — Unofficial

PRESIDENTIAL PREFERENCE AND REGULAR PRIMARY — OFFICIAL BALLOT FOR McCRACKEN COUNTY — May 17, 2016

05/17/2016 08:13 PM

Total Number of Voters : 12,257 of 0 = 0.00%

Precincts Reporting 55 of 55 = 100.00%

Party	Candidate	Absentee		Early		Election		Total	
Precinct C109 (Ballots Cast: 438)									
UNITED STATES REPRESENTATIVE in CONGRESS 1st Congressional District, Vote For 1									
	Tom OSBORNE	0	0.00%	0	0.00%	124	67.39%	124	67.39%
	Samuel L. GASKINS	0	0.00%	0	0.00%	60	32.61%	60	32.61%
	Cast Votes:	0	0.00%	0	0.00%	184	80.00%	184	80.00%
	Over Votes:	0	0.00%	0	0.00%	0	0.00%	0	0.00%
	Under Votes:	0	0.00%	0	0.00%	46	20.00%	46	20.00%
MAYOR City of Paducah, Vote For 1									
	Arthur BASKIN	0	0.00%	0	0.00%	23	5.71%	23	5.71%
	Gayle KALER	0	0.00%	0	0.00%	153	37.97%	153	37.97%
	Brandi HARLESS	0	0.00%	0	0.00%	191	47.39%	191	47.39%
	Louis Elliot POLACH	0	0.00%	0	0.00%	5	1.24%	5	1.24%
	Buzz VONTESMAR	0	0.00%	0	0.00%	31	7.69%	31	7.69%
	Cast Votes:	0	0.00%	0	0.00%	403	95.27%	403	95.27%
	Over Votes:	0	0.00%	0	0.00%	0	0.00%	0	0.00%
	Under Votes:	0	0.00%	0	0.00%	20	4.73%	20	4.73%
CITY COMMISSIONERS City of Paducah, Vote For 4									
	Sandra WILSON	0	0.00%	0	0.00%	230	16.74%	230	16.74%
	Eddie A. JONES	0	0.00%	0	0.00%	117	8.52%	117	8.52%
	Raynaldo HENDERSON	0	0.00%	0	0.00%	69	5.02%	69	5.02%
	Tracy JONES	0	0.00%	0	0.00%	45	3.28%	45	3.28%
	Vicky D. HOLLAND	0	0.00%	0	0.00%	41	2.98%	41	2.98%
	Frank BENNETT	0	0.00%	0	0.00%	95	6.91%	95	6.91%
	Allan RHODES	0	0.00%	0	0.00%	256	18.63%	256	18.63%
	Brandon DUNCAN	0	0.00%	0	0.00%	59	4.29%	59	4.29%
	Tony VELTRI	0	0.00%	0	0.00%	53	3.86%	53	3.86%
	Sarah Stewart HOLLAND	0	0.00%	0	0.00%	145	10.55%	145	10.55%
	Richard ABRAHAM	0	0.00%	0	0.00%	134	9.75%	134	9.75%
	Anne Fowler GWINN	0	0.00%	0	0.00%	130	9.46%	130	9.46%
	Cast Votes:	0	0.00%	0	0.00%	1,374	81.21%	1,374	81.21%
	Over Votes:	0	0.00%	0	0.00%	0	0.00%	0	0.00%
	Under Votes:	0	0.00%	0	0.00%	318	18.79%	318	18.79%

Precinct Report — Unofficial

PRESIDENTIAL PREFERENCE AND REGULAR PRIMARY — OFFICIAL BALLOT FOR McCRACKEN COUNTY — May 17, 2016

05/17/2016 08:13 PM

Total Number of Voters : 12,257 of 0 = 0.00%

Precincts Reporting 55 of 55 = 100.00%

Party	Candidate	Absentee		Early		Election		Total	
Precinct C110 (Ballots Cast: 365)									
UNITED STATES SENATOR, Vote For 1									
	James R. GOULD	0	0.00%	0	0.00%	8	4.88%	8	4.88%
	Rand PAUL	0	0.00%	0	0.00%	149	90.85%	149	90.85%
	Stephen Howard SLAUGHTER	0	0.00%	0	0.00%	7	4.27%	7	4.27%
	Cast Votes:	0	0.00%	0	0.00%	164	99.39%	164	99.39%
	Over Votes:	0	0.00%	0	0.00%	0	0.00%	0	0.00%
	Under Votes:	0	0.00%	0	0.00%	1	0.61%	1	0.61%
UNITED STATES REPRESENTATIVE in CONGRESS 1st Congressional District, Vote For 1									
	Mike PAPE	0	0.00%	0	0.00%	53	32.52%	53	32.52%
	Miles A. CAUGHEY JR.	0	0.00%	0	0.00%	2	1.23%	2	1.23%
	Jason BATTS	0	0.00%	0	0.00%	43	26.38%	43	26.38%
	James R. COMER	0	0.00%	0	0.00%	65	39.88%	65	39.88%
	Cast Votes:	0	0.00%	0	0.00%	163	98.79%	163	98.79%
	Over Votes:	0	0.00%	0	0.00%	0	0.00%	0	0.00%
	Under Votes:	0	0.00%	0	0.00%	2	1.21%	2	1.21%
PRESIDENT of the UNITED STATES, Vote For 1									
	Martin J. O'MALLEY	0	0.00%	0	0.00%	1	0.51%	1	0.51%
	Bernard "Bernie" SANDERS	0	0.00%	0	0.00%	98	49.75%	98	49.75%
	Hillary CLINTON	0	0.00%	0	0.00%	86	43.65%	86	43.65%
	Roque Rocky DE LA FUENTE	0	0.00%	0	0.00%	0	0.00%	0	0.00%
	"UNCOMMITTED"	0	0.00%	0	0.00%	12	6.09%	12	6.09%
	Cast Votes:	0	0.00%	0	0.00%	197	98.50%	197	98.50%
	Over Votes:	0	0.00%	0	0.00%	0	0.00%	0	0.00%
	Under Votes:	0	0.00%	0	0.00%	3	1.50%	3	1.50%
UNITED STATES SENATOR, Vote For 1									
	Jim GRAY	0	0.00%	0	0.00%	126	73.68%	126	73.68%
	Rory HOULIHAN	0	0.00%	0	0.00%	5	2.92%	5	2.92%
	Jeff KENDER	0	0.00%	0	0.00%	8	4.68%	8	4.68%
	Ron LEACH	0	0.00%	0	0.00%	16	9.36%	16	9.36%
	Tom RECKTENWALD	0	0.00%	0	0.00%	4	2.34%	4	2.34%
	Grant T. SHORT	0	0.00%	0	0.00%	1	0.58%	1	0.58%
	Sellus WILDER	0	0.00%	0	0.00%	11	6.43%	11	6.43%
	Cast Votes:	0	0.00%	0	0.00%	171	85.50%	171	85.50%
	Over Votes:	0	0.00%	0	0.00%	0	0.00%	0	0.00%
	Under Votes:	0	0.00%	0	0.00%	29	14.50%	29	14.50%

Precinct Report — Unofficial

PRESIDENTIAL PREFERENCE AND REGULAR PRIMARY — OFFICIAL BALLOT FOR McCRACKEN COUNTY — May 17, 2016

05/17/2016 08:13 PM

Total Number of Voters : 12,257 of 0 = 0.00%

Precincts Reporting 55 of 55 = 100.00%

Party	Candidate	Absentee		Early		Election		Total	
Precinct C110 (Ballots Cast: 365)									
UNITED STATES REPRESENTATIVE in CONGRESS 1st Congressional District, Vote For 1									
	Tom OSBORNE	0	0.00%	0	0.00%	92	54.76%	92	54.76%
	Samuel L. GASKINS	0	0.00%	0	0.00%	76	45.24%	76	45.24%
	Cast Votes:	0	0.00%	0	0.00%	168	84.00%	168	84.00%
	Over Votes:	0	0.00%	0	0.00%	0	0.00%	0	0.00%
	Under Votes:	0	0.00%	0	0.00%	32	16.00%	32	16.00%

Precinct Report — Unofficial

PRESIDENTIAL PREFERENCE AND REGULAR PRIMARY — OFFICIAL BALLOT FOR McCRACKEN COUNTY — May 17, 2016

05/17/2016 08:13 PM

Total Number of Voters : 12,257 of 0 = 0.00%

Precincts Reporting 55 of 55 = 100.00%

Party	Candidate	Absentee		Early		Election		Total	
Precinct C112 (Ballots Cast: 339)									
UNITED STATES SENATOR, Vote For 1									
	James R. GOULD	0	0.00%	0	0.00%	9	7.03%	9	7.03%
	Rand PAUL	0	0.00%	0	0.00%	114	89.06%	114	89.06%
	Stephen Howard SLAUGHTER	0	0.00%	0	0.00%	5	3.91%	5	3.91%
	Cast Votes:	0	0.00%	0	0.00%	128	99.22%	128	99.22%
	Over Votes:	0	0.00%	0	0.00%	0	0.00%	0	0.00%
	Under Votes:	0	0.00%	0	0.00%	1	0.78%	1	0.78%
UNITED STATES REPRESENTATIVE in CONGRESS 1st Congressional District, Vote For 1									
	Mike PAPE	0	0.00%	0	0.00%	33	25.78%	33	25.78%
	Miles A. CAUGHEY JR.	0	0.00%	0	0.00%	3	2.34%	3	2.34%
	Jason BATTS	0	0.00%	0	0.00%	42	32.81%	42	32.81%
	James R. COMER	0	0.00%	0	0.00%	50	39.06%	50	39.06%
	Cast Votes:	0	0.00%	0	0.00%	128	99.22%	128	99.22%
	Over Votes:	0	0.00%	0	0.00%	0	0.00%	0	0.00%
	Under Votes:	0	0.00%	0	0.00%	1	0.78%	1	0.78%
PRESIDENT of the UNITED STATES, Vote For 1									
	Martin J. O'MALLEY	0	0.00%	0	0.00%	6	2.88%	6	2.88%
	Bernard "Bernie" SANDERS	0	0.00%	0	0.00%	115	55.29%	115	55.29%
	Hillary CLINTON	0	0.00%	0	0.00%	69	33.17%	69	33.17%
	Roque Rocky DE LA FUENTE	0	0.00%	0	0.00%	0	0.00%	0	0.00%
	"UNCOMMITTED"	0	0.00%	0	0.00%	18	8.65%	18	8.65%
	Cast Votes:	0	0.00%	0	0.00%	208	99.05%	208	99.05%
	Over Votes:	0	0.00%	0	0.00%	0	0.00%	0	0.00%
	Under Votes:	0	0.00%	0	0.00%	2	0.95%	2	0.95%
UNITED STATES SENATOR, Vote For 1									
	Jim GRAY	0	0.00%	0	0.00%	128	68.82%	128	68.82%
	Rory HOULIHAN	0	0.00%	0	0.00%	6	3.23%	6	3.23%
	Jeff KENDER	0	0.00%	0	0.00%	5	2.69%	5	2.69%
	Ron LEACH	0	0.00%	0	0.00%	19	10.22%	19	10.22%
	Tom RECKTENWALD	0	0.00%	0	0.00%	4	2.15%	4	2.15%
	Grant T. SHORT	0	0.00%	0	0.00%	5	2.69%	5	2.69%
	Sellus WILDER	0	0.00%	0	0.00%	19	10.22%	19	10.22%
	Cast Votes:	0	0.00%	0	0.00%	186	88.57%	186	88.57%
	Over Votes:	0	0.00%	0	0.00%	0	0.00%	0	0.00%
	Under Votes:	0	0.00%	0	0.00%	24	11.43%	24	11.43%

Precinct Report — Unofficial

PRESIDENTIAL PREFERENCE AND REGULAR PRIMARY — OFFICIAL BALLOT FOR McCRACKEN COUNTY — May 17, 2016

05/17/2016 08:13 PM

Total Number of Voters : 12,257 of 0 = 0.00%

Precincts Reporting 55 of 55 = 100.00%

Party	Candidate	Absentee		Early		Election		Total	
Precinct C112 (Ballots Cast: 339)									
UNITED STATES REPRESENTATIVE in CONGRESS 1st Congressional District, Vote For 1									
	Tom OSBORNE	0	0.00%	0	0.00%	46	27.22%	46	27.22%
	Samuel L. GASKINS	0	0.00%	0	0.00%	123	72.78%	123	72.78%
	Cast Votes:	0	0.00%	0	0.00%	169	80.48%	169	80.48%
	Over Votes:	0	0.00%	0	0.00%	0	0.00%	0	0.00%
	Under Votes:	0	0.00%	0	0.00%	41	19.52%	41	19.52%
MAYOR City of Paducah, Vote For 1									
	Arthur BASKIN	0	0.00%	0	0.00%	0	0.00%	0	0.00%
	Gayle KALER	0	0.00%	0	0.00%	0	0.00%	0	0.00%
	Brandi HARLESS	0	0.00%	0	0.00%	0	0.00%	0	0.00%
	Louis Elliot POLACH	0	0.00%	0	0.00%	0	0.00%	0	0.00%
	Buzz VONTESMAR	0	0.00%	0	0.00%	0	0.00%	0	0.00%
	Cast Votes:	0	0.00%	0	0.00%	0	0.00%	0	0.00%
	Over Votes:	0	0.00%	0	0.00%	0	0.00%	0	0.00%
	Under Votes:	0	0.00%	0	0.00%	0	0.00%	0	0.00%
CITY COMMISSIONERS City of Paducah, Vote For 4									
	Sandra WILSON	0	0.00%	0	0.00%	0	0.00%	0	0.00%
	Eddie A. JONES	0	0.00%	0	0.00%	0	0.00%	0	0.00%
	Raynaldo HENDERSON	0	0.00%	0	0.00%	0	0.00%	0	0.00%
	Tracy JONES	0	0.00%	0	0.00%	0	0.00%	0	0.00%
	Vicky D. HOLLAND	0	0.00%	0	0.00%	0	0.00%	0	0.00%
	Frank BENNETT	0	0.00%	0	0.00%	0	0.00%	0	0.00%
	Allan RHODES	0	0.00%	0	0.00%	0	0.00%	0	0.00%
	Brandon DUNCAN	0	0.00%	0	0.00%	0	0.00%	0	0.00%
	Tony VELTRI	0	0.00%	0	0.00%	0	0.00%	0	0.00%
	Sarah Stewart HOLLAND	0	0.00%	0	0.00%	0	0.00%	0	0.00%
	Richard ABRAHAM	0	0.00%	0	0.00%	0	0.00%	0	0.00%
	Anne Fowler GWINN	0	0.00%	0	0.00%	0	0.00%	0	0.00%
	Cast Votes:	0	0.00%	0	0.00%	0	0.00%	0	0.00%
	Over Votes:	0	0.00%	0	0.00%	0	0.00%	0	0.00%
	Under Votes:	0	0.00%	0	0.00%	0	0.00%	0	0.00%

Precinct Report — Unofficial

PRESIDENTIAL PREFERENCE AND REGULAR PRIMARY — OFFICIAL BALLOT FOR McCRACKEN COUNTY — May 17, 2016

05/17/2016 08:13 PM

Total Number of Voters : 12,257 of 0 = 0.00%

Precincts Reporting 55 of 55 = 100.00%

Party	Candidate	Absentee		Early		Election		Total	
Precinct C113 (Ballots Cast: 244)									
UNITED STATES SENATOR, Vote For 1									
	James R. GOULD	0	0.00%	0	0.00%	2	4.00%	2	4.00%
	Rand PAUL	0	0.00%	0	0.00%	45	90.00%	45	90.00%
	Stephen Howard SLAUGHTER	0	0.00%	0	0.00%	3	6.00%	3	6.00%
	Cast Votes:	0	0.00%	0	0.00%	50	98.04%	50	98.04%
	Over Votes:	0	0.00%	0	0.00%	0	0.00%	0	0.00%
	Under Votes:	0	0.00%	0	0.00%	1	1.96%	1	1.96%
UNITED STATES REPRESENTATIVE in CONGRESS 1st Congressional District, Vote For 1									
	Mike PAPE	0	0.00%	0	0.00%	18	36.00%	18	36.00%
	Miles A. CAUGHEY JR.	0	0.00%	0	0.00%	3	6.00%	3	6.00%
	Jason BATTS	0	0.00%	0	0.00%	10	20.00%	10	20.00%
	James R. COMER	0	0.00%	0	0.00%	19	38.00%	19	38.00%
	Cast Votes:	0	0.00%	0	0.00%	50	98.04%	50	98.04%
	Over Votes:	0	0.00%	0	0.00%	0	0.00%	0	0.00%
	Under Votes:	0	0.00%	0	0.00%	1	1.96%	1	1.96%
PRESIDENT of the UNITED STATES, Vote For 1									
	Martin J. O'MALLEY	0	0.00%	0	0.00%	5	2.63%	5	2.63%
	Bernard "Bernie" SANDERS	0	0.00%	0	0.00%	94	49.47%	94	49.47%
	Hillary CLINTON	0	0.00%	0	0.00%	74	38.95%	74	38.95%
	Roque Rocky DE LA FUENTE	0	0.00%	0	0.00%	0	0.00%	0	0.00%
	"UNCOMMITTED"	0	0.00%	0	0.00%	17	8.95%	17	8.95%
	Cast Votes:	0	0.00%	0	0.00%	190	98.45%	190	98.45%
	Over Votes:	0	0.00%	0	0.00%	0	0.00%	0	0.00%
	Under Votes:	0	0.00%	0	0.00%	3	1.55%	3	1.55%
UNITED STATES SENATOR, Vote For 1									
	Jim GRAY	0	0.00%	0	0.00%	128	73.56%	128	73.56%
	Rory HOULIHAN	0	0.00%	0	0.00%	8	4.60%	8	4.60%
	Jeff KENDER	0	0.00%	0	0.00%	9	5.17%	9	5.17%
	Ron LEACH	0	0.00%	0	0.00%	12	6.90%	12	6.90%
	Tom RECKTENWALD	0	0.00%	0	0.00%	4	2.30%	4	2.30%
	Grant T. SHORT	0	0.00%	0	0.00%	4	2.30%	4	2.30%
	Sellus WILDER	0	0.00%	0	0.00%	9	5.17%	9	5.17%
	Cast Votes:	0	0.00%	0	0.00%	174	90.16%	174	90.16%
	Over Votes:	0	0.00%	0	0.00%	0	0.00%	0	0.00%
	Under Votes:	0	0.00%	0	0.00%	19	9.84%	19	9.84%

Precinct Report — Unofficial

PRESIDENTIAL PREFERENCE AND REGULAR PRIMARY — OFFICIAL BALLOT FOR McCRACKEN COUNTY — May 17, 2016

05/17/2016 08:13 PM

Total Number of Voters : 12,257 of 0 = 0.00%

Precincts Reporting 55 of 55 = 100.00%

Party	Candidate	Absentee		Early		Election		Total	
Precinct C113 (Ballots Cast: 244)									
UNITED STATES REPRESENTATIVE in CONGRESS 1st Congressional District, Vote For 1									
	Tom OSBORNE	0	0.00%	0	0.00%	97	57.40%	97	57.40%
	Samuel L. GASKINS	0	0.00%	0	0.00%	72	42.60%	72	42.60%
	Cast Votes:	0	0.00%	0	0.00%	169	87.56%	169	87.56%
	Over Votes:	0	0.00%	0	0.00%	0	0.00%	0	0.00%
	Under Votes:	0	0.00%	0	0.00%	24	12.44%	24	12.44%

Precinct Report — Unofficial

PRESIDENTIAL PREFERENCE AND REGULAR PRIMARY — OFFICIAL BALLOT FOR McCRACKEN COUNTY — May 17, 2016

05/17/2016 08:13 PM

Total Number of Voters : 12,257 of 0 = 0.00%

Precincts Reporting 55 of 55 = 100.00%

Party	Candidate	Absentee		Early		Election		Total	
Precinct C114 (Ballots Cast: 166)									
UNITED STATES SENATOR, Vote For 1									
	James R. GOULD	0	0.00%	0	0.00%	7	10.29%	7	10.29%
	Rand PAUL	0	0.00%	0	0.00%	59	86.76%	59	86.76%
	Stephen Howard SLAUGHTER	0	0.00%	0	0.00%	2	2.94%	2	2.94%
	Cast Votes:	0	0.00%	0	0.00%	68	98.55%	68	98.55%
	Over Votes:	0	0.00%	0	0.00%	0	0.00%	0	0.00%
	Under Votes:	0	0.00%	0	0.00%	1	1.45%	1	1.45%
UNITED STATES REPRESENTATIVE in CONGRESS 1st Congressional District, Vote For 1									
	Mike PAPE	0	0.00%	0	0.00%	29	42.03%	29	42.03%
	Miles A. CAUGHEY JR.	0	0.00%	0	0.00%	1	1.45%	1	1.45%
	Jason BATTS	0	0.00%	0	0.00%	13	18.84%	13	18.84%
	James R. COMER	0	0.00%	0	0.00%	26	37.68%	26	37.68%
	Cast Votes:	0	0.00%	0	0.00%	69	100.00%	69	100.00%
	Over Votes:	0	0.00%	0	0.00%	0	0.00%	0	0.00%
	Under Votes:	0	0.00%	0	0.00%	0	0.00%	0	0.00%
PRESIDENT of the UNITED STATES, Vote For 1									
	Martin J. O'MALLEY	0	0.00%	0	0.00%	1	1.06%	1	1.06%
	Bernard "Bernie" SANDERS	0	0.00%	0	0.00%	51	54.26%	51	54.26%
	Hillary CLINTON	0	0.00%	0	0.00%	28	29.79%	28	29.79%
	Roque Rocky DE LA FUENTE	0	0.00%	0	0.00%	3	3.19%	3	3.19%
	"UNCOMMITTED"	0	0.00%	0	0.00%	11	11.70%	11	11.70%
	Cast Votes:	0	0.00%	0	0.00%	94	96.91%	94	96.91%
	Over Votes:	0	0.00%	0	0.00%	1	1.03%	1	1.03%
	Under Votes:	0	0.00%	0	0.00%	2	2.06%	2	2.06%
UNITED STATES SENATOR, Vote For 1									
	Jim GRAY	0	0.00%	0	0.00%	59	67.05%	59	67.05%
	Rory HOULIHAN	0	0.00%	0	0.00%	3	3.41%	3	3.41%
	Jeff KENDER	0	0.00%	0	0.00%	8	9.09%	8	9.09%
	Ron LEACH	0	0.00%	0	0.00%	10	11.36%	10	11.36%
	Tom RECKTENWALD	0	0.00%	0	0.00%	0	0.00%	0	0.00%
	Grant T. SHORT	0	0.00%	0	0.00%	3	3.41%	3	3.41%
	Sellus WILDER	0	0.00%	0	0.00%	5	5.68%	5	5.68%
	Cast Votes:	0	0.00%	0	0.00%	88	90.72%	88	90.72%
	Over Votes:	0	0.00%	0	0.00%	0	0.00%	0	0.00%
	Under Votes:	0	0.00%	0	0.00%	9	9.28%	9	9.28%

Precinct Report — Unofficial

PRESIDENTIAL PREFERENCE AND REGULAR PRIMARY — OFFICIAL BALLOT FOR McCRACKEN COUNTY — May 17, 2016

05/17/2016 08:13 PM

Total Number of Voters : 12,257 of 0 = 0.00%

Precincts Reporting 55 of 55 = 100.00%

Party	Candidate	Absentee		Early		Election		Total	
Precinct C114 (Ballots Cast: 166)									
UNITED STATES REPRESENTATIVE in CONGRESS 1st Congressional District, Vote For 1									
	Tom OSBORNE	0	0.00%	0	0.00%	58	66.67%	58	66.67%
	Samuel L. GASKINS	0	0.00%	0	0.00%	29	33.33%	29	33.33%
	Cast Votes:	0	0.00%	0	0.00%	87	89.69%	87	89.69%
	Over Votes:	0	0.00%	0	0.00%	0	0.00%	0	0.00%
	Under Votes:	0	0.00%	0	0.00%	10	10.31%	10	10.31%

Precinct Report — Unofficial

PRESIDENTIAL PREFERENCE AND REGULAR PRIMARY — OFFICIAL BALLOT FOR McCRACKEN COUNTY — May 17, 2016

05/17/2016 08:13 PM

Total Number of Voters : 12,257 of 0 = 0.00%

Precincts Reporting 55 of 55 = 100.00%

Party	Candidate	Absentee		Early		Election		Total	
Precinct C115 (Ballots Cast: 107)									
UNITED STATES SENATOR, Vote For 1									
	James R. GOULD	0	0.00%	0	0.00%	1	3.23%	1	3.23%
	Rand PAUL	0	0.00%	0	0.00%	29	93.55%	29	93.55%
	Stephen Howard SLAUGHTER	0	0.00%	0	0.00%	1	3.23%	1	3.23%
	Cast Votes:	0	0.00%	0	0.00%	31	100.00%	31	100.00%
	Over Votes:	0	0.00%	0	0.00%	0	0.00%	0	0.00%
	Under Votes:	0	0.00%	0	0.00%	0	0.00%	0	0.00%
UNITED STATES REPRESENTATIVE in CONGRESS 1st Congressional District, Vote For 1									
	Mike PAPE	0	0.00%	0	0.00%	8	25.81%	8	25.81%
	Miles A. CAUGHEY JR.	0	0.00%	0	0.00%	0	0.00%	0	0.00%
	Jason BATTS	0	0.00%	0	0.00%	10	32.26%	10	32.26%
	James R. COMER	0	0.00%	0	0.00%	13	41.94%	13	41.94%
	Cast Votes:	0	0.00%	0	0.00%	31	100.00%	31	100.00%
	Over Votes:	0	0.00%	0	0.00%	0	0.00%	0	0.00%
	Under Votes:	0	0.00%	0	0.00%	0	0.00%	0	0.00%
PRESIDENT of the UNITED STATES, Vote For 1									
	Martin J. O'MALLEY	0	0.00%	0	0.00%	2	2.63%	2	2.63%
	Bernard "Bernie" SANDERS	0	0.00%	0	0.00%	42	55.26%	42	55.26%
	Hillary CLINTON	0	0.00%	0	0.00%	24	31.58%	24	31.58%
	Roque Rocky DE LA FUENTE	0	0.00%	0	0.00%	0	0.00%	0	0.00%
	"UNCOMMITTED"	0	0.00%	0	0.00%	8	10.53%	8	10.53%
	Cast Votes:	0	0.00%	0	0.00%	76	100.00%	76	100.00%
	Over Votes:	0	0.00%	0	0.00%	0	0.00%	0	0.00%
	Under Votes:	0	0.00%	0	0.00%	0	0.00%	0	0.00%
UNITED STATES SENATOR, Vote For 1									
	Jim GRAY	0	0.00%	0	0.00%	47	69.12%	47	69.12%
	Rory HOULIHAN	0	0.00%	0	0.00%	2	2.94%	2	2.94%
	Jeff KENDER	0	0.00%	0	0.00%	4	5.88%	4	5.88%
	Ron LEACH	0	0.00%	0	0.00%	7	10.29%	7	10.29%
	Tom RECKTENWALD	0	0.00%	0	0.00%	3	4.41%	3	4.41%
	Grant T. SHORT	0	0.00%	0	0.00%	1	1.47%	1	1.47%
	Sellus WILDER	0	0.00%	0	0.00%	4	5.88%	4	5.88%
	Cast Votes:	0	0.00%	0	0.00%	68	89.47%	68	89.47%
	Over Votes:	0	0.00%	0	0.00%	0	0.00%	0	0.00%
	Under Votes:	0	0.00%	0	0.00%	8	10.53%	8	10.53%

Precinct Report — Unofficial

PRESIDENTIAL PREFERENCE AND REGULAR PRIMARY — OFFICIAL BALLOT FOR McCRACKEN COUNTY — May 17, 2016

05/17/2016 08:13 PM

Total Number of Voters : 12,257 of 0 = 0.00%

Precincts Reporting 55 of 55 = 100.00%

Party	Candidate	Absentee		Early		Election		Total	
Precinct C115 (Ballots Cast: 107)									
UNITED STATES REPRESENTATIVE in CONGRESS 1st Congressional District, Vote For 1									
	Tom OSBORNE	0	0.00%	0	0.00%	20	31.75%	20	31.75%
	Samuel L. GASKINS	0	0.00%	0	0.00%	43	68.25%	43	68.25%
	Cast Votes:	0	0.00%	0	0.00%	63	82.89%	63	82.89%
	Over Votes:	0	0.00%	0	0.00%	0	0.00%	0	0.00%
	Under Votes:	0	0.00%	0	0.00%	13	17.11%	13	17.11%

Precinct Report — Unofficial

PRESIDENTIAL PREFERENCE AND REGULAR PRIMARY — OFFICIAL BALLOT FOR McCRACKEN COUNTY — May 17, 2016

05/17/2016 08:13 PM

Total Number of Voters : 12,257 of 0 = 0.00%

Precincts Reporting 55 of 55 = 100.00%

Party	Candidate	Absentee		Early		Election		Total	
Precinct C119A (Ballots Cast: 170)									
UNITED STATES SENATOR, Vote For 1									
	James R. GOULD	0	0.00%	0	0.00%	3	6.52%	3	6.52%
	Rand PAUL	0	0.00%	0	0.00%	42	91.30%	42	91.30%
	Stephen Howard SLAUGHTER	0	0.00%	0	0.00%	1	2.17%	1	2.17%
	Cast Votes:	0	0.00%	0	0.00%	46	100.00%	46	100.00%
	Over Votes:	0	0.00%	0	0.00%	0	0.00%	0	0.00%
	Under Votes:	0	0.00%	0	0.00%	0	0.00%	0	0.00%
UNITED STATES REPRESENTATIVE in CONGRESS 1st Congressional District, Vote For 1									
	Mike PAPE	0	0.00%	0	0.00%	18	39.13%	18	39.13%
	Miles A. CAUGHEY JR.	0	0.00%	0	0.00%	4	8.70%	4	8.70%
	Jason BATTS	0	0.00%	0	0.00%	14	30.43%	14	30.43%
	James R. COMER	0	0.00%	0	0.00%	10	21.74%	10	21.74%
	Cast Votes:	0	0.00%	0	0.00%	46	100.00%	46	100.00%
	Over Votes:	0	0.00%	0	0.00%	0	0.00%	0	0.00%
	Under Votes:	0	0.00%	0	0.00%	0	0.00%	0	0.00%
PRESIDENT of the UNITED STATES, Vote For 1									
	Martin J. O'MALLEY	0	0.00%	0	0.00%	0	0.00%	0	0.00%
	Bernard "Bernie" SANDERS	0	0.00%	0	0.00%	50	42.37%	50	42.37%
	Hillary CLINTON	0	0.00%	0	0.00%	59	50.00%	59	50.00%
	Roque Rocky DE LA FUENTE	0	0.00%	0	0.00%	0	0.00%	0	0.00%
	"UNCOMMITTED"	0	0.00%	0	0.00%	9	7.63%	9	7.63%
	Cast Votes:	0	0.00%	0	0.00%	118	99.16%	118	99.16%
	Over Votes:	0	0.00%	0	0.00%	0	0.00%	0	0.00%
	Under Votes:	0	0.00%	0	0.00%	1	0.84%	1	0.84%
UNITED STATES SENATOR, Vote For 1									
	Jim GRAY	0	0.00%	0	0.00%	64	64.00%	64	64.00%
	Rory HOULIHAN	0	0.00%	0	0.00%	4	4.00%	4	4.00%
	Jeff KENDER	0	0.00%	0	0.00%	5	5.00%	5	5.00%
	Ron LEACH	0	0.00%	0	0.00%	14	14.00%	14	14.00%
	Tom RECKTENWALD	0	0.00%	0	0.00%	1	1.00%	1	1.00%
	Grant T. SHORT	0	0.00%	0	0.00%	5	5.00%	5	5.00%
	Sellus WILDER	0	0.00%	0	0.00%	7	7.00%	7	7.00%
	Cast Votes:	0	0.00%	0	0.00%	100	84.03%	100	84.03%
	Over Votes:	0	0.00%	0	0.00%	0	0.00%	0	0.00%
	Under Votes:	0	0.00%	0	0.00%	19	15.97%	19	15.97%

Precinct Report — Unofficial

PRESIDENTIAL PREFERENCE AND REGULAR PRIMARY — OFFICIAL BALLOT FOR McCRACKEN COUNTY — May 17, 2016

05/17/2016 08:13 PM

Total Number of Voters : 12,257 of 0 = 0.00%

Precincts Reporting 55 of 55 = 100.00%

Party	Candidate	Absentee		Early		Election		Total	
Precinct C119A (Ballots Cast: 170)									
UNITED STATES REPRESENTATIVE in CONGRESS 1st Congressional District, Vote For 1									
	Tom OSBORNE	0	0.00%	0	0.00%	46	48.94%	46	48.94%
	Samuel L. GASKINS	0	0.00%	0	0.00%	48	51.06%	48	51.06%
	Cast Votes:	0	0.00%	0	0.00%	94	78.99%	94	78.99%
	Over Votes:	0	0.00%	0	0.00%	0	0.00%	0	0.00%
	Under Votes:	0	0.00%	0	0.00%	25	21.01%	25	21.01%
MAYOR City of Paducah, Vote For 1									
	Arthur BASKIN	0	0.00%	0	0.00%	18	10.98%	18	10.98%
	Gayle KALER	0	0.00%	0	0.00%	60	36.59%	60	36.59%
	Brandi HARLESS	0	0.00%	0	0.00%	71	43.29%	71	43.29%
	Louis Elliot POLACH	0	0.00%	0	0.00%	3	1.83%	3	1.83%
	Buzz VONTESMAR	0	0.00%	0	0.00%	12	7.32%	12	7.32%
	Cast Votes:	0	0.00%	0	0.00%	164	96.47%	164	96.47%
	Over Votes:	0	0.00%	0	0.00%	0	0.00%	0	0.00%
	Under Votes:	0	0.00%	0	0.00%	6	3.53%	6	3.53%
CITY COMMISSIONERS City of Paducah, Vote For 4									
	Sandra WILSON	0	0.00%	0	0.00%	79	13.60%	79	13.60%
	Eddie A. JONES	0	0.00%	0	0.00%	41	7.06%	41	7.06%
	Raynaldo HENDERSON	0	0.00%	0	0.00%	53	9.12%	53	9.12%
	Tracy JONES	0	0.00%	0	0.00%	45	7.75%	45	7.75%
	Vicky D. HOLLAND	0	0.00%	0	0.00%	30	5.16%	30	5.16%
	Frank BENNETT	0	0.00%	0	0.00%	44	7.57%	44	7.57%
	Allan RHODES	0	0.00%	0	0.00%	83	14.29%	83	14.29%
	Brandon DUNCAN	0	0.00%	0	0.00%	41	7.06%	41	7.06%
	Tony VELTRI	0	0.00%	0	0.00%	11	1.89%	11	1.89%
	Sarah Stewart HOLLAND	0	0.00%	0	0.00%	49	8.43%	49	8.43%
	Richard ABRAHAM	0	0.00%	0	0.00%	60	10.33%	60	10.33%
	Anne Fowler GWINN	0	0.00%	0	0.00%	45	7.75%	45	7.75%
	Cast Votes:	0	0.00%	0	0.00%	581	85.44%	581	85.44%
	Over Votes:	0	0.00%	0	0.00%	0	0.00%	0	0.00%
	Under Votes:	0	0.00%	0	0.00%	99	14.56%	99	14.56%

Precinct Report — Unofficial

PRESIDENTIAL PREFERENCE AND REGULAR PRIMARY — OFFICIAL BALLOT FOR McCRACKEN COUNTY — May 17, 2016

05/17/2016 08:13 PM

Total Number of Voters : 12,257 of 0 = 0.00%

Precincts Reporting 55 of 55 = 100.00%

Party	Candidate	Absentee		Early		Election		Total	
Precinct C120A (Ballots Cast: 196)									
UNITED STATES SENATOR, Vote For 1									
	James R. GOULD	0	0.00%	0	0.00%	1	3.45%	1	3.45%
	Rand PAUL	0	0.00%	0	0.00%	25	86.21%	25	86.21%
	Stephen Howard SLAUGHTER	0	0.00%	0	0.00%	3	10.34%	3	10.34%
	Cast Votes:	0	0.00%	0	0.00%	29	93.55%	29	93.55%
	Over Votes:	0	0.00%	0	0.00%	0	0.00%	0	0.00%
	Under Votes:	0	0.00%	0	0.00%	2	6.45%	2	6.45%
UNITED STATES REPRESENTATIVE in CONGRESS 1st Congressional District, Vote For 1									
	Mike PAPE	0	0.00%	0	0.00%	13	44.83%	13	44.83%
	Miles A. CAUGHEY JR.	0	0.00%	0	0.00%	1	3.45%	1	3.45%
	Jason BATTS	0	0.00%	0	0.00%	5	17.24%	5	17.24%
	James R. COMER	0	0.00%	0	0.00%	10	34.48%	10	34.48%
	Cast Votes:	0	0.00%	0	0.00%	29	93.55%	29	93.55%
	Over Votes:	0	0.00%	0	0.00%	0	0.00%	0	0.00%
	Under Votes:	0	0.00%	0	0.00%	2	6.45%	2	6.45%
PRESIDENT of the UNITED STATES, Vote For 1									
	Martin J. O'MALLEY	0	0.00%	0	0.00%	3	1.94%	3	1.94%
	Bernard "Bernie" SANDERS	0	0.00%	0	0.00%	63	40.65%	63	40.65%
	Hillary CLINTON	0	0.00%	0	0.00%	84	54.19%	84	54.19%
	Roque Rocky DE LA FUENTE	0	0.00%	0	0.00%	0	0.00%	0	0.00%
	"UNCOMMITTED"	0	0.00%	0	0.00%	5	3.23%	5	3.23%
	Cast Votes:	0	0.00%	0	0.00%	155	95.68%	155	95.68%
	Over Votes:	0	0.00%	0	0.00%	0	0.00%	0	0.00%
	Under Votes:	0	0.00%	0	0.00%	7	4.32%	7	4.32%
UNITED STATES SENATOR, Vote For 1									
	Jim GRAY	0	0.00%	0	0.00%	86	65.15%	86	65.15%
	Rory HOULIHAN	0	0.00%	0	0.00%	2	1.52%	2	1.52%
	Jeff KENDER	0	0.00%	0	0.00%	7	5.30%	7	5.30%
	Ron LEACH	0	0.00%	0	0.00%	21	15.91%	21	15.91%
	Tom RECKTENWALD	0	0.00%	0	0.00%	3	2.27%	3	2.27%
	Grant T. SHORT	0	0.00%	0	0.00%	3	2.27%	3	2.27%
	Sellus WILDER	0	0.00%	0	0.00%	10	7.58%	10	7.58%
	Cast Votes:	0	0.00%	0	0.00%	132	81.48%	132	81.48%
	Over Votes:	0	0.00%	0	0.00%	0	0.00%	0	0.00%
	Under Votes:	0	0.00%	0	0.00%	30	18.52%	30	18.52%

Precinct Report — Unofficial

PRESIDENTIAL PREFERENCE AND REGULAR PRIMARY — OFFICIAL BALLOT FOR McCRACKEN COUNTY — May 17, 2016

05/17/2016 08:13 PM

Total Number of Voters : 12,257 of 0 = 0.00%

Precincts Reporting 55 of 55 = 100.00%

Party	Candidate	Absentee		Early		Election		Total	
Precinct C120A (Ballots Cast: 196)									
UNITED STATES REPRESENTATIVE In CONGRESS 1st Congressional District, Vote For 1									
	Tom OSBORNE	0	0.00%	0	0.00%	51	41.80%	51	41.80%
	Samuel L. GASKINS	0	0.00%	0	0.00%	71	58.20%	71	58.20%
	Cast Votes:	0	0.00%	0	0.00%	122	75.31%	122	75.31%
	Over Votes:	0	0.00%	0	0.00%	0	0.00%	0	0.00%
	Under Votes:	0	0.00%	0	0.00%	40	24.69%	40	24.69%
MAYOR City of Paducah, Vote For 1									
	Arthur BASKIN	0	0.00%	0	0.00%	39	20.74%	39	20.74%
	Gayle KALER	0	0.00%	0	0.00%	76	40.43%	76	40.43%
	Brandi HARLESS	0	0.00%	0	0.00%	63	33.51%	63	33.51%
	Louis Elliot POLACH	0	0.00%	0	0.00%	2	1.06%	2	1.06%
	Buzz VONTESMAR	0	0.00%	0	0.00%	8	4.26%	8	4.26%
	Cast Votes:	0	0.00%	0	0.00%	188	95.92%	188	95.92%
	Over Votes:	0	0.00%	0	0.00%	0	0.00%	0	0.00%
	Under Votes:	0	0.00%	0	0.00%	8	4.08%	8	4.08%
CITY COMMISSIONERS City of Paducah, Vote For 4									
	Sandra WILSON	0	0.00%	0	0.00%	65	9.88%	65	9.88%
	Eddie A. JONES	0	0.00%	0	0.00%	36	5.47%	36	5.47%
	Raynaldo HENDERSON	0	0.00%	0	0.00%	77	11.70%	77	11.70%
	Tracy JONES	0	0.00%	0	0.00%	78	11.85%	78	11.85%
	Vicky D. HOLLAND	0	0.00%	0	0.00%	49	7.45%	49	7.45%
	Frank BENNETT	0	0.00%	0	0.00%	34	5.17%	34	5.17%
	Allan RHODES	0	0.00%	0	0.00%	90	13.68%	90	13.68%
	Brandon DUNCAN	0	0.00%	0	0.00%	19	2.89%	19	2.89%
	Tony VELTRI	0	0.00%	0	0.00%	21	3.19%	21	3.19%
	Sarah Stewart HOLLAND	0	0.00%	0	0.00%	51	7.75%	51	7.75%
	Richard ABRAHAM	0	0.00%	0	0.00%	100	15.20%	100	15.20%
	Anne Fowler GWINN	0	0.00%	0	0.00%	38	5.78%	38	5.78%
	Cast Votes:	0	0.00%	0	0.00%	658	83.93%	658	83.93%
	Over Votes:	0	0.00%	0	0.00%	0	0.00%	0	0.00%
	Under Votes:	0	0.00%	0	0.00%	126	16.07%	126	16.07%

Precinct Report — Unofficial

PRESIDENTIAL PREFERENCE AND REGULAR PRIMARY — OFFICIAL BALLOT FOR McCRACKEN COUNTY — May 17, 2016

05/17/2016 08:13 PM

Total Number of Voters : 12,257 of 0 = 0.00%

Precincts Reporting 55 of 55 = 100.00%

Party	Candidate	Absentee		Early		Election		Total	
Precinct C121A (Ballots Cast: 236)									
UNITED STATES SENATOR, Vote For 1									
	James R. GOULD	0	0.00%	0	0.00%	6	10.00%	6	10.00%
	Rand PAUL	0	0.00%	0	0.00%	54	90.00%	54	90.00%
	Stephen Howard SLAUGHTER	0	0.00%	0	0.00%	0	0.00%	0	0.00%
	Cast Votes:	0	0.00%	0	0.00%	60	93.75%	60	93.75%
	Over Votes:	0	0.00%	0	0.00%	0	0.00%	0	0.00%
	Under Votes:	0	0.00%	0	0.00%	4	6.25%	4	6.25%
UNITED STATES REPRESENTATIVE in CONGRESS 1st Congressional District, Vote For 1									
	Mike PAPE	0	0.00%	0	0.00%	24	40.00%	24	40.00%
	Miles A. CAUGHEY JR.	0	0.00%	0	0.00%	0	0.00%	0	0.00%
	Jason BATTS	0	0.00%	0	0.00%	18	30.00%	18	30.00%
	James R. COMER	0	0.00%	0	0.00%	18	30.00%	18	30.00%
	Cast Votes:	0	0.00%	0	0.00%	60	93.75%	60	93.75%
	Over Votes:	0	0.00%	0	0.00%	0	0.00%	0	0.00%
	Under Votes:	0	0.00%	0	0.00%	4	6.25%	4	6.25%
PRESIDENT of the UNITED STATES, Vote For 1									
	Martin J. O'MALLEY	0	0.00%	0	0.00%	1	0.65%	1	0.65%
	Bernard "Bernie" SANDERS	0	0.00%	0	0.00%	77	50.00%	77	50.00%
	Hillary CLINTON	0	0.00%	0	0.00%	65	42.21%	65	42.21%
	Roque Rocky DE LA FUENTE	0	0.00%	0	0.00%	0	0.00%	0	0.00%
	"UNCOMMITTED"	0	0.00%	0	0.00%	11	7.14%	11	7.14%
	Cast Votes:	0	0.00%	0	0.00%	154	95.06%	154	95.06%
	Over Votes:	0	0.00%	0	0.00%	0	0.00%	0	0.00%
	Under Votes:	0	0.00%	0	0.00%	8	4.94%	8	4.94%
UNITED STATES SENATOR, Vote For 1									
	Jim GRAY	0	0.00%	0	0.00%	77	59.69%	77	59.69%
	Rory HOULIHAN	0	0.00%	0	0.00%	5	3.88%	5	3.88%
	Jeff KENDER	0	0.00%	0	0.00%	1	0.78%	1	0.78%
	Ron LEACH	0	0.00%	0	0.00%	20	15.50%	20	15.50%
	Tom RECKTENWALD	0	0.00%	0	0.00%	4	3.10%	4	3.10%
	Grant T. SHORT	0	0.00%	0	0.00%	1	0.78%	1	0.78%
	Sellus WILDER	0	0.00%	0	0.00%	21	16.28%	21	16.28%
	Cast Votes:	0	0.00%	0	0.00%	129	79.63%	129	79.63%
	Over Votes:	0	0.00%	0	0.00%	0	0.00%	0	0.00%
	Under Votes:	0	0.00%	0	0.00%	33	20.37%	33	20.37%

Precinct Report — Unofficial

PRESIDENTIAL PREFERENCE AND REGULAR PRIMARY — OFFICIAL BALLOT FOR McCRACKEN COUNTY — May 17, 2016

05/17/2016 08:13 PM

Total Number of Voters : 12,257 of 0 = 0.00%

Precincts Reporting 55 of 55 = 100.00%

Party	Candidate	Absentee		Early		Election		Total	
Precinct C121A (Ballots Cast: 236)									
UNITED STATES REPRESENTATIVE in CONGRESS 1st Congressional District, Vote For 1									
	Tom OSBORNE	0	0.00%	0	0.00%	66	56.41%	66	56.41%
	Samuel L. GASKINS	0	0.00%	0	0.00%	51	43.59%	51	43.59%
	Cast Votes:	0	0.00%	0	0.00%	117	72.22%	117	72.22%
	Over Votes:	0	0.00%	0	0.00%	0	0.00%	0	0.00%
	Under Votes:	0	0.00%	0	0.00%	45	27.78%	45	27.78%
MAYOR City of Paducah, Vote For 1									
	Arthur BASKIN	0	0.00%	0	0.00%	4	1.75%	4	1.75%
	Gayle KALER	0	0.00%	0	0.00%	59	25.88%	59	25.88%
	Brandi HARLESS	0	0.00%	0	0.00%	152	66.67%	152	66.67%
	Louis Elliot POLACH	0	0.00%	0	0.00%	5	2.19%	5	2.19%
	Buzz VONTESMAR	0	0.00%	0	0.00%	8	3.51%	8	3.51%
	Cast Votes:	0	0.00%	0	0.00%	228	96.61%	228	96.61%
	Over Votes:	0	0.00%	0	0.00%	0	0.00%	0	0.00%
	Under Votes:	0	0.00%	0	0.00%	8	3.39%	8	3.39%
CITY COMMISSIONERS City of Paducah, Vote For 4									
	Sandra WILSON	0	0.00%	0	0.00%	96	12.55%	96	12.55%
	Eddie A. JONES	0	0.00%	0	0.00%	63	8.24%	63	8.24%
	Raynaldo HENDERSON	0	0.00%	0	0.00%	41	5.36%	41	5.36%
	Tracy JONES	0	0.00%	0	0.00%	16	2.09%	16	2.09%
	Vicky D. HOLLAND	0	0.00%	0	0.00%	19	2.48%	19	2.48%
	Frank BENNETT	0	0.00%	0	0.00%	64	8.37%	64	8.37%
	Allan RHODES	0	0.00%	0	0.00%	143	18.69%	143	18.69%
	Brandon DUNCAN	0	0.00%	0	0.00%	36	4.71%	36	4.71%
	Tony VELTRI	0	0.00%	0	0.00%	31	4.05%	31	4.05%
	Sarah Stewart HOLLAND	0	0.00%	0	0.00%	82	10.72%	82	10.72%
	Richard ABRAHAM	0	0.00%	0	0.00%	83	10.85%	83	10.85%
	Anne Fowler GWINN	0	0.00%	0	0.00%	91	11.90%	91	11.90%
	Cast Votes:	0	0.00%	0	0.00%	765	81.04%	765	81.04%
	Over Votes:	0	0.00%	0	0.00%	2	0.21%	2	0.85%
	Under Votes:	0	0.00%	0	0.00%	171	18.11%	171	18.11%

Precinct Report — Unofficial

PRESIDENTIAL PREFERENCE AND REGULAR PRIMARY — OFFICIAL BALLOT FOR McCRACKEN COUNTY — May 17, 2016

05/17/2016 08:13 PM

Total Number of Voters : 12,257 of 0 = 0.00%

Precincts Reporting 55 of 55 = 100.00%

Party	Candidate	Absentee		Early		Election		Total	
Precinct C122A (Ballots Cast: 284)									
UNITED STATES SENATOR, Vote For 1									
	James R. GOULD	0	0.00%	0	0.00%	7	5.43%	7	5.43%
	Rand PAUL	0	0.00%	0	0.00%	121	93.80%	121	93.80%
	Stephen Howard SLAUGHTER	0	0.00%	0	0.00%	1	0.78%	1	0.78%
	Cast Votes:	0	0.00%	0	0.00%	129	95.56%	129	95.56%
	Over Votes:	0	0.00%	0	0.00%	0	0.00%	0	0.00%
	Under Votes:	0	0.00%	0	0.00%	6	4.44%	6	4.44%
UNITED STATES REPRESENTATIVE in CONGRESS 1st Congressional District, Vote For 1									
	Mike PAPE	0	0.00%	0	0.00%	42	33.60%	42	33.60%
	Miles A. CAUGHEY JR.	0	0.00%	0	0.00%	2	1.60%	2	1.60%
	Jason BATTS	0	0.00%	0	0.00%	34	27.20%	34	27.20%
	James R. COMER	0	0.00%	0	0.00%	47	37.60%	47	37.60%
	Cast Votes:	0	0.00%	0	0.00%	125	92.59%	125	92.59%
	Over Votes:	0	0.00%	0	0.00%	0	0.00%	0	0.00%
	Under Votes:	0	0.00%	0	0.00%	10	7.41%	10	7.41%
PRESIDENT of the UNITED STATES, Vote For 1									
	Martin J. O'MALLEY	0	0.00%	0	0.00%	1	0.76%	1	0.76%
	Bernard "Bernie" SANDERS	0	0.00%	0	0.00%	62	46.97%	62	46.97%
	Hillary CLINTON	0	0.00%	0	0.00%	52	39.39%	52	39.39%
	Roque Rocky DE LA FUENTE	0	0.00%	0	0.00%	0	0.00%	0	0.00%
	"UNCOMMITTED"	0	0.00%	0	0.00%	17	12.88%	17	12.88%
	Cast Votes:	0	0.00%	0	0.00%	132	92.31%	132	92.31%
	Over Votes:	0	0.00%	0	0.00%	0	0.00%	0	0.00%
	Under Votes:	0	0.00%	0	0.00%	11	7.69%	11	7.69%
UNITED STATES SENATOR, Vote For 1									
	Jim GRAY	0	0.00%	0	0.00%	82	79.61%	82	79.61%
	Rory HOULIHAN	0	0.00%	0	0.00%	4	3.88%	4	3.88%
	Jeff KENDER	0	0.00%	0	0.00%	3	2.91%	3	2.91%
	Ron LEACH	0	0.00%	0	0.00%	5	4.85%	5	4.85%
	Tom RECKTENWALD	0	0.00%	0	0.00%	0	0.00%	0	0.00%
	Grant T. SHORT	0	0.00%	0	0.00%	2	1.94%	2	1.94%
	Sellus WILDER	0	0.00%	0	0.00%	7	6.80%	7	6.80%
	Cast Votes:	0	0.00%	0	0.00%	103	72.03%	103	72.03%
	Over Votes:	0	0.00%	0	0.00%	0	0.00%	0	0.00%
	Under Votes:	0	0.00%	0	0.00%	40	27.97%	40	27.97%

Precinct Report — Unofficial

PRESIDENTIAL PREFERENCE AND REGULAR PRIMARY — OFFICIAL BALLOT FOR McCRACKEN COUNTY — May 17, 2016

05/17/2016 08:13 PM

Total Number of Voters : 12,257 of 0 = 0.00%

Precincts Reporting 55 of 55 = 100.00%

Party	Candidate	Absentee		Early		Election		Total	
Precinct C122A (Ballots Cast: 284)									
UNITED STATES REPRESENTATIVE in CONGRESS 1st Congressional District, Vote For 1									
	Tom OSBORNE	0	0.00%	0	0.00%	62	64.58%	62	64.58%
	Samuel L. GASKINS	0	0.00%	0	0.00%	34	35.42%	34	35.42%
	Cast Votes:	0	0.00%	0	0.00%	96	67.13%	96	67.13%
	Over Votes:	0	0.00%	0	0.00%	0	0.00%	0	0.00%
	Under Votes:	0	0.00%	0	0.00%	47	32.87%	47	32.87%
MAYOR City of Paducah, Vote For 1									
	Arthur BASKIN	0	0.00%	0	0.00%	10	3.64%	10	3.64%
	Gayle KALER	0	0.00%	0	0.00%	113	41.09%	113	41.09%
	Brandi HARLESS	0	0.00%	0	0.00%	128	46.55%	128	46.55%
	Louis Elliot POLACH	0	0.00%	0	0.00%	3	1.09%	3	1.09%
	Buzz VONTESMAR	0	0.00%	0	0.00%	21	7.64%	21	7.64%
	Cast Votes:	0	0.00%	0	0.00%	275	96.83%	275	96.83%
	Over Votes:	0	0.00%	0	0.00%	0	0.00%	0	0.00%
	Under Votes:	0	0.00%	0	0.00%	9	3.17%	9	3.17%
CITY COMMISSIONERS City of Paducah, Vote For 4									
	Sandra WILSON	0	0.00%	0	0.00%	140	14.99%	140	14.99%
	Eddie A. JONES	0	0.00%	0	0.00%	104	11.13%	104	11.13%
	Raynaldo HENDERSON	0	0.00%	0	0.00%	37	3.96%	37	3.96%
	Tracy JONES	0	0.00%	0	0.00%	19	2.03%	19	2.03%
	Vicky D. HOLLAND	0	0.00%	0	0.00%	14	1.50%	14	1.50%
	Frank BENNETT	0	0.00%	0	0.00%	77	8.24%	77	8.24%
	Allan RHODES	0	0.00%	0	0.00%	195	20.88%	195	20.88%
	Brandon DUNCAN	0	0.00%	0	0.00%	30	3.21%	30	3.21%
	Tony VELTRI	0	0.00%	0	0.00%	30	3.21%	30	3.21%
	Sarah Stewart HOLLAND	0	0.00%	0	0.00%	78	8.35%	78	8.35%
	Richard ABRAHAM	0	0.00%	0	0.00%	83	8.89%	83	8.89%
	Anne Fowler GWINN	0	0.00%	0	0.00%	127	13.60%	127	13.60%
	Cast Votes:	0	0.00%	0	0.00%	934	82.22%	934	82.22%
	Over Votes:	0	0.00%	0	0.00%	0	0.00%	0	0.00%
	Under Votes:	0	0.00%	0	0.00%	202	17.78%	202	17.78%

Precinct Report — Unofficial

PRESIDENTIAL PREFERENCE AND REGULAR PRIMARY — OFFICIAL BALLOT FOR McCRACKEN COUNTY — May 17, 2016

05/17/2016 08:13 PM

Total Number of Voters : 12,257 of 0 = 0.00%

Precincts Reporting 55 of 55 = 100.00%

Party	Candidate	Absentee		Early		Election		Total	
Precinct C123A (Ballots Cast: 406)									
UNITED STATES SENATOR, Vote For 1									
	James R. GOULD	0	0.00%	0	0.00%	15	9.80%	15	9.80%
	Rand PAUL	0	0.00%	0	0.00%	137	89.54%	137	89.54%
	Stephen Howard SLAUGHTER	0	0.00%	0	0.00%	1	0.65%	1	0.65%
	Cast Votes:	0	0.00%	0	0.00%	153	95.63%	153	95.63%
	Over Votes:	0	0.00%	0	0.00%	0	0.00%	0	0.00%
	Under Votes:	0	0.00%	0	0.00%	7	4.38%	7	4.38%
UNITED STATES REPRESENTATIVE In CONGRESS 1st Congressional District, Vote For 1									
	Mike PAPE	0	0.00%	0	0.00%	50	31.85%	50	31.85%
	Miles A. CAUGHEY JR.	0	0.00%	0	0.00%	0	0.00%	0	0.00%
	Jason BATTS	0	0.00%	0	0.00%	29	18.47%	29	18.47%
	James R. COMER	0	0.00%	0	0.00%	78	49.68%	78	49.68%
	Cast Votes:	0	0.00%	0	0.00%	157	98.13%	157	98.13%
	Over Votes:	0	0.00%	0	0.00%	0	0.00%	0	0.00%
	Under Votes:	0	0.00%	0	0.00%	3	1.88%	3	1.88%
PRESIDENT of the UNITED STATES, Vote For 1									
	Martin J. O'MALLEY	0	0.00%	0	0.00%	6	2.73%	6	2.73%
	Bernard "Bernie" SANDERS	0	0.00%	0	0.00%	99	45.00%	99	45.00%
	Hillary CLINTON	0	0.00%	0	0.00%	93	42.27%	93	42.27%
	Roque Rocky DE LA FUENTE	0	0.00%	0	0.00%	0	0.00%	0	0.00%
	"UNCOMMITTED"	0	0.00%	0	0.00%	22	10.00%	22	10.00%
	Cast Votes:	0	0.00%	0	0.00%	220	96.49%	220	96.49%
	Over Votes:	0	0.00%	0	0.00%	0	0.00%	0	0.00%
	Under Votes:	0	0.00%	0	0.00%	8	3.51%	8	3.51%
UNITED STATES SENATOR, Vote For 1									
	Jim GRAY	0	0.00%	0	0.00%	129	70.88%	129	70.88%
	Rory HOULIHAN	0	0.00%	0	0.00%	6	3.30%	6	3.30%
	Jeff KENDER	0	0.00%	0	0.00%	8	4.40%	8	4.40%
	Ron LEACH	0	0.00%	0	0.00%	14	7.69%	14	7.69%
	Tom RECKTENWALD	0	0.00%	0	0.00%	2	1.10%	2	1.10%
	Grant T. SHORT	0	0.00%	0	0.00%	6	3.30%	6	3.30%
	Sellus WILDER	0	0.00%	0	0.00%	17	9.34%	17	9.34%
	Cast Votes:	0	0.00%	0	0.00%	182	79.82%	182	79.82%
	Over Votes:	0	0.00%	0	0.00%	0	0.00%	0	0.00%
	Under Votes:	0	0.00%	0	0.00%	46	20.18%	46	20.18%

Precinct Report — Unofficial

PRESIDENTIAL PREFERENCE AND REGULAR PRIMARY — OFFICIAL BALLOT FOR McCRACKEN COUNTY — May 17, 2016

05/17/2016 08:13 PM

Total Number of Voters : 12,257 of 0 = 0.00%

Precincts Reporting 55 of 55 = 100.00%

Party	Candidate	Absentee		Early		Election		Total	
Precinct C123A (Ballots Cast: 406)									
UNITED STATES REPRESENTATIVE in CONGRESS 1st Congressional District, Vote For 1									
	Tom OSBORNE	0	0.00%	0	0.00%	93	55.03%	93	55.03%
	Samuel L. GASKINS	0	0.00%	0	0.00%	76	44.97%	76	44.97%
	Cast Votes:	0	0.00%	0	0.00%	169	74.12%	169	74.12%
	Over Votes:	0	0.00%	0	0.00%	0	0.00%	0	0.00%
	Under Votes:	0	0.00%	0	0.00%	59	25.88%	59	25.88%
MAYOR City of Paducah, Vote For 1									
	Arthur BASKIN	0	0.00%	0	0.00%	35	8.97%	35	8.97%
	Gayle KALER	0	0.00%	0	0.00%	127	32.56%	127	32.56%
	Brandi HARLESS	0	0.00%	0	0.00%	198	50.77%	198	50.77%
	Louis Elliot POLACH	0	0.00%	0	0.00%	2	0.51%	2	0.51%
	Buzz VONTESMAR	0	0.00%	0	0.00%	28	7.18%	28	7.18%
	Cast Votes:	0	0.00%	0	0.00%	390	96.06%	390	96.06%
	Over Votes:	0	0.00%	0	0.00%	1	0.25%	1	0.25%
	Under Votes:	0	0.00%	0	0.00%	15	3.69%	15	3.69%
CITY COMMISSIONERS City of Paducah, Vote For 4									
	Sandra WILSON	0	0.00%	0	0.00%	226	16.42%	226	16.42%
	Eddie A. JONES	0	0.00%	0	0.00%	109	7.92%	109	7.92%
	Raynaldo HENDERSON	0	0.00%	0	0.00%	58	4.22%	58	4.22%
	Tracy JONES	0	0.00%	0	0.00%	39	2.83%	39	2.83%
	Vicky D. HOLLAND	0	0.00%	0	0.00%	40	2.91%	40	2.91%
	Frank BENNETT	0	0.00%	0	0.00%	99	7.19%	99	7.19%
	Allan RHODES	0	0.00%	0	0.00%	269	19.55%	269	19.55%
	Brandon DUNCAN	0	0.00%	0	0.00%	45	3.27%	45	3.27%
	Tony VELTRI	0	0.00%	0	0.00%	53	3.85%	53	3.85%
	Sarah Stewart HOLLAND	0	0.00%	0	0.00%	131	9.52%	131	9.52%
	Richard ABRAHAM	0	0.00%	0	0.00%	152	11.05%	152	11.05%
	Anne Fowler GWINN	0	0.00%	0	0.00%	155	11.26%	155	11.26%
	Cast Votes:	0	0.00%	0	0.00%	1,376	84.73%	1,376	84.73%
	Over Votes:	0	0.00%	0	0.00%	1	0.06%	1	0.25%
	Under Votes:	0	0.00%	0	0.00%	244	15.02%	244	15.02%

Precinct Report — Unofficial

PRESIDENTIAL PREFERENCE AND REGULAR PRIMARY — OFFICIAL BALLOT FOR McCRACKEN COUNTY — May 17, 2016

05/17/2016 08:13 PM

Total Number of Voters : 12,257 of 0 = 0.00%

Precincts Reporting 55 of 55 = 100.00%

Party	Candidate	Absentee		Early		Election		Total	
Precinct C125A (Ballots Cast: 199)									
UNITED STATES SENATOR, Vote For 1									
	James R. GOULD	0	0.00%	0	0.00%	3	14.29%	3	14.29%
	Rand PAUL	0	0.00%	0	0.00%	16	76.19%	16	76.19%
	Stephen Howard SLAUGHTER	0	0.00%	0	0.00%	2	9.52%	2	9.52%
	Cast Votes:	0	0.00%	0	0.00%	21	95.45%	21	95.45%
	Over Votes:	0	0.00%	0	0.00%	0	0.00%	0	0.00%
	Under Votes:	0	0.00%	0	0.00%	1	4.55%	1	4.55%
UNITED STATES REPRESENTATIVE in CONGRESS 1st Congressional District, Vote For 1									
	Mike PAPE	0	0.00%	0	0.00%	7	33.33%	7	33.33%
	Miles A. CAUGHEY JR.	0	0.00%	0	0.00%	0	0.00%	0	0.00%
	Jason BATTS	0	0.00%	0	0.00%	9	42.86%	9	42.86%
	James R. COMER	0	0.00%	0	0.00%	5	23.81%	5	23.81%
	Cast Votes:	0	0.00%	0	0.00%	21	95.45%	21	95.45%
	Over Votes:	0	0.00%	0	0.00%	0	0.00%	0	0.00%
	Under Votes:	0	0.00%	0	0.00%	1	4.55%	1	4.55%
PRESIDENT of the UNITED STATES, Vote For 1									
	Martin J. O'MALLEY	0	0.00%	0	0.00%	2	1.20%	2	1.20%
	Bernard "Bernie" SANDERS	0	0.00%	0	0.00%	60	35.93%	60	35.93%
	Hillary CLINTON	0	0.00%	0	0.00%	98	58.68%	98	58.68%
	Roque Rocky DE LA FUENTE	0	0.00%	0	0.00%	1	0.60%	1	0.60%
	"UNCOMMITTED"	0	0.00%	0	0.00%	6	3.59%	6	3.59%
	Cast Votes:	0	0.00%	0	0.00%	167	98.24%	167	98.24%
	Over Votes:	0	0.00%	0	0.00%	0	0.00%	0	0.00%
	Under Votes:	0	0.00%	0	0.00%	3	1.76%	3	1.76%
UNITED STATES SENATOR, Vote For 1									
	Jim GRAY	0	0.00%	0	0.00%	80	58.82%	80	58.82%
	Rory HOULIHAN	0	0.00%	0	0.00%	9	6.62%	9	6.62%
	Jeff KENDER	0	0.00%	0	0.00%	8	5.88%	8	5.88%
	Ron LEACH	0	0.00%	0	0.00%	21	15.44%	21	15.44%
	Tom RECKTENWALD	0	0.00%	0	0.00%	3	2.21%	3	2.21%
	Grant T. SHORT	0	0.00%	0	0.00%	7	5.15%	7	5.15%
	Sellus WILDER	0	0.00%	0	0.00%	8	5.88%	8	5.88%
	Cast Votes:	0	0.00%	0	0.00%	136	80.00%	136	80.00%
	Over Votes:	0	0.00%	0	0.00%	0	0.00%	0	0.00%
	Under Votes:	0	0.00%	0	0.00%	34	20.00%	34	20.00%

Precinct Report — Unofficial

PRESIDENTIAL PREFERENCE AND REGULAR PRIMARY — OFFICIAL BALLOT FOR McCRACKEN COUNTY — May 17, 2016

05/17/2016 08:13 PM

Total Number of Voters : 12,257 of 0 = 0.00%

Precincts Reporting 55 of 55 = 100.00%

Party	Candidate	Absentee		Early		Election		Total	
Precinct C125A (Ballots Cast: 199)									
UNITED STATES REPRESENTATIVE in CONGRESS 1st Congressional District, Vote For 1									
	Tom OSBORNE	0	0.00%	0	0.00%	83	62.41%	83	62.41%
	Samuel L. GASKINS	0	0.00%	0	0.00%	50	37.59%	50	37.59%
	Cast Votes:	0	0.00%	0	0.00%	133	78.24%	133	78.24%
	Over Votes:	0	0.00%	0	0.00%	0	0.00%	0	0.00%
	Under Votes:	0	0.00%	0	0.00%	37	21.76%	37	21.76%
MAYOR City of Paducah, Vote For 1									
	Arthur BASKIN	0	0.00%	0	0.00%	41	21.24%	41	21.24%
	Gayle KALER	0	0.00%	0	0.00%	77	39.90%	77	39.90%
	Brandi HARLESS	0	0.00%	0	0.00%	60	31.09%	60	31.09%
	Louis Elliot POLACH	0	0.00%	0	0.00%	1	0.52%	1	0.52%
	Buzz VONTESMAR	0	0.00%	0	0.00%	14	7.25%	14	7.25%
	Cast Votes:	0	0.00%	0	0.00%	193	96.98%	193	96.98%
	Over Votes:	0	0.00%	0	0.00%	0	0.00%	0	0.00%
	Under Votes:	0	0.00%	0	0.00%	6	3.02%	6	3.02%
CITY COMMISSIONERS City of Paducah, Vote For 4									
	Sandra WILSON	0	0.00%	0	0.00%	69	10.58%	69	10.58%
	Eddie A. JONES	0	0.00%	0	0.00%	27	4.14%	27	4.14%
	Raynaldo HENDERSON	0	0.00%	0	0.00%	100	15.34%	100	15.34%
	Tracy JONES	0	0.00%	0	0.00%	82	12.58%	82	12.58%
	Vicky D. HOLLAND	0	0.00%	0	0.00%	56	8.59%	56	8.59%
	Frank BENNETT	0	0.00%	0	0.00%	22	3.37%	22	3.37%
	Allan RHODES	0	0.00%	0	0.00%	79	12.12%	79	12.12%
	Brandon DUNCAN	0	0.00%	0	0.00%	24	3.68%	24	3.68%
	Tony VELTRI	0	0.00%	0	0.00%	16	2.45%	16	2.45%
	Sarah Stewart HOLLAND	0	0.00%	0	0.00%	38	5.83%	38	5.83%
	Richard ABRAHAM	0	0.00%	0	0.00%	112	17.18%	112	17.18%
	Anne Fowler GWINN	0	0.00%	0	0.00%	27	4.14%	27	4.14%
	Cast Votes:	0	0.00%	0	0.00%	652	81.91%	652	81.91%
	Over Votes:	0	0.00%	0	0.00%	0	0.00%	0	0.00%
	Under Votes:	0	0.00%	0	0.00%	144	18.09%	144	18.09%

Precinct Report — Unofficial

PRESIDENTIAL PREFERENCE AND REGULAR PRIMARY — OFFICIAL BALLOT FOR McCRACKEN COUNTY — May 17, 2016

05/17/2016 08:13 PM

Total Number of Voters : 12,257 of 0 = 0.00%

Precincts Reporting 55 of 55 = 100.00%

Party	Candidate	Absentee		Early		Election		Total	
Precinct C128 (Ballots Cast: 239)									
UNITED STATES SENATOR, Vote For 1									
	James R. GOULD	0	0.00%	0	0.00%	5	4.85%	5	4.85%
	Rand PAUL	0	0.00%	0	0.00%	96	93.20%	96	93.20%
	Stephen Howard SLAUGHTER	0	0.00%	0	0.00%	2	1.94%	2	1.94%
	Cast Votes:	0	0.00%	0	0.00%	103	98.10%	103	98.10%
	Over Votes:	0	0.00%	0	0.00%	0	0.00%	0	0.00%
	Under Votes:	0	0.00%	0	0.00%	2	1.90%	2	1.90%
UNITED STATES REPRESENTATIVE in CONGRESS 1st Congressional District, Vote For 1									
	Mike PAPE	0	0.00%	0	0.00%	38	36.89%	38	36.89%
	Miles A. CAUGHEY JR.	0	0.00%	0	0.00%	4	3.88%	4	3.88%
	Jason BATTS	0	0.00%	0	0.00%	33	32.04%	33	32.04%
	James R. COMER	0	0.00%	0	0.00%	28	27.18%	28	27.18%
	Cast Votes:	0	0.00%	0	0.00%	103	98.10%	103	98.10%
	Over Votes:	0	0.00%	0	0.00%	0	0.00%	0	0.00%
	Under Votes:	0	0.00%	0	0.00%	2	1.90%	2	1.90%
PRESIDENT of the UNITED STATES, Vote For 1									
	Martin J. O'MALLEY	0	0.00%	0	0.00%	2	1.65%	2	1.65%
	Bernard "Bernie" SANDERS	0	0.00%	0	0.00%	59	48.76%	59	48.76%
	Hillary CLINTON	0	0.00%	0	0.00%	48	39.67%	48	39.67%
	Roque Rocky DE LA FUENTE	0	0.00%	0	0.00%	2	1.65%	2	1.65%
	"UNCOMMITTED"	0	0.00%	0	0.00%	10	8.26%	10	8.26%
	Cast Votes:	0	0.00%	0	0.00%	121	93.80%	121	93.80%
	Over Votes:	0	0.00%	0	0.00%	0	0.00%	0	0.00%
	Under Votes:	0	0.00%	0	0.00%	8	6.20%	8	6.20%
UNITED STATES SENATOR, Vote For 1									
	Jim GRAY	0	0.00%	0	0.00%	71	69.61%	71	69.61%
	Rory HOULIHAN	0	0.00%	0	0.00%	5	4.90%	5	4.90%
	Jeff KENDER	0	0.00%	0	0.00%	5	4.90%	5	4.90%
	Ron LEACH	0	0.00%	0	0.00%	12	11.76%	12	11.76%
	Tom RECKTENWALD	0	0.00%	0	0.00%	2	1.96%	2	1.96%
	Grant T. SHORT	0	0.00%	0	0.00%	1	0.98%	1	0.98%
	Sellus WILDER	0	0.00%	0	0.00%	6	5.88%	6	5.88%
	Cast Votes:	0	0.00%	0	0.00%	102	79.07%	102	79.07%
	Over Votes:	0	0.00%	0	0.00%	0	0.00%	0	0.00%
	Under Votes:	0	0.00%	0	0.00%	27	20.93%	27	20.93%

Precinct Report — Unofficial

PRESIDENTIAL PREFERENCE AND REGULAR PRIMARY — OFFICIAL BALLOT FOR McCRACKEN COUNTY — May 17, 2016

05/17/2016 08:13 PM

Total Number of Voters : 12,257 of 0 = 0.00%

Precincts Reporting 55 of 55 = 100.00%

Party	Candidate	Absentee		Early		Election		Total	
Precinct C128 (Ballots Cast: 239)									
UNITED STATES REPRESENTATIVE in CONGRESS 1st Congressional District, Vote For 1									
	Tom OSBORNE	0	0.00%	0	0.00%	66	67.35%	66	67.35%
	Samuel L. GASKINS	0	0.00%	0	0.00%	32	32.65%	32	32.65%
	Cast Votes:	0	0.00%	0	0.00%	98	75.97%	98	75.97%
	Over Votes:	0	0.00%	0	0.00%	0	0.00%	0	0.00%
	Under Votes:	0	0.00%	0	0.00%	31	24.03%	31	24.03%
MAYOR City of Paducah, Vote For 1									
	Arthur BASKIN	0	0.00%	0	0.00%	12	5.17%	12	5.17%
	Gayle KALER	0	0.00%	0	0.00%	86	37.07%	86	37.07%
	Brandi HARLESS	0	0.00%	0	0.00%	98	42.24%	98	42.24%
	Louis Elliot POLACH	0	0.00%	0	0.00%	3	1.29%	3	1.29%
	Buzz VONTESMAR	0	0.00%	0	0.00%	33	14.22%	33	14.22%
	Cast Votes:	0	0.00%	0	0.00%	232	97.07%	232	97.07%
	Over Votes:	0	0.00%	0	0.00%	0	0.00%	0	0.00%
	Under Votes:	0	0.00%	0	0.00%	7	2.93%	7	2.93%
CITY COMMISSIONERS City of Paducah, Vote For 4									
	Sandra WILSON	0	0.00%	0	0.00%	104	13.96%	104	13.96%
	Eddie A. JONES	0	0.00%	0	0.00%	54	7.25%	54	7.25%
	Raynaldo HENDERSON	0	0.00%	0	0.00%	35	4.70%	35	4.70%
	Tracy JONES	0	0.00%	0	0.00%	20	2.68%	20	2.68%
	Vicky D. HOLLAND	0	0.00%	0	0.00%	25	3.36%	25	3.36%
	Frank BENNETT	0	0.00%	0	0.00%	59	7.92%	59	7.92%
	Allan RHODES	0	0.00%	0	0.00%	142	19.06%	142	19.06%
	Brandon DUNCAN	0	0.00%	0	0.00%	52	6.98%	52	6.98%
	Tony VELTRI	0	0.00%	0	0.00%	32	4.30%	32	4.30%
	Sarah Stewart HOLLAND	0	0.00%	0	0.00%	60	8.05%	60	8.05%
	Richard ABRAHAM	0	0.00%	0	0.00%	76	10.20%	76	10.20%
	Anne Fowler GWINN	0	0.00%	0	0.00%	86	11.54%	86	11.54%
	Cast Votes:	0	0.00%	0	0.00%	745	77.93%	745	77.93%
	Over Votes:	0	0.00%	0	0.00%	0	0.00%	0	0.00%
	Under Votes:	0	0.00%	0	0.00%	211	22.07%	211	22.07%

Cumulative Report — Unofficial

PRESIDENTIAL PREFERENCE AND REGULAR PRIMARY — OFFICIAL BALLOT FOR McCRACKEN COUNTY — May 17, 2016

05/17/2016 06:29 PM

Total Number of Voters : 362 of 0 = 0.00%

Precincts Reporting 1 of 55 = 1.82%

Party	Candidate	Absentee		Early		Election		Total	
UNITED STATES SENATOR, Vote For 1									
	James R. GOULD	0	0.00%	0	0.00%	9	7.32%	9	7.32%
	Rand PAUL	0	0.00%	0	0.00%	109	88.62%	109	88.62%
	Stephen Howard SLAUGHTER	0	0.00%	0	0.00%	5	4.07%	5	4.07%
	Cast Votes:	0	0.00%	0	0.00%	123	95.35%	123	95.35%
	Over Votes:	0	0.00%	0	0.00%	0	0.00%	0	0.00%
	Under Votes:	0	0.00%	0	0.00%	6	4.65%	6	4.65%
UNITED STATES REPRESENTATIVE in CONGRESS 1st Congressional District, Vote For 1									
	Mike PAPE	0	0.00%	0	0.00%	42	33.07%	42	33.07%
	Miles A. CAUGHEY JR.	0	0.00%	0	0.00%	2	1.57%	2	1.57%
	Jason BATTS	0	0.00%	0	0.00%	21	16.54%	21	16.54%
	James R. COMER	0	0.00%	0	0.00%	62	48.82%	62	48.82%
	Cast Votes:	0	0.00%	0	0.00%	127	98.45%	127	98.45%
	Over Votes:	0	0.00%	0	0.00%	0	0.00%	0	0.00%
	Under Votes:	0	0.00%	0	0.00%	2	1.55%	2	1.55%
PRESIDENT of the UNITED STATES, Vote For 1									
	Martin J. O'MALLEY	0	0.00%	0	0.00%	6	2.68%	6	2.68%
	Bernard "Bernie" SANDERS	0	0.00%	0	0.00%	70	31.25%	70	31.25%
	Hillary CLINTON	0	0.00%	0	0.00%	122	54.46%	122	54.46%
	Roque Rocky DE LA FUENTE	0	0.00%	0	0.00%	0	0.00%	0	0.00%
	"UNCOMMITTED"	0	0.00%	0	0.00%	26	11.61%	26	11.61%
	Cast Votes:	0	0.00%	0	0.00%	224	98.68%	224	98.68%
	Over Votes:	0	0.00%	0	0.00%	0	0.00%	0	0.00%
	Under Votes:	0	0.00%	0	0.00%	3	1.32%	3	1.32%
UNITED STATES SENATOR, Vote For 1									
	Jim GRAY	0	0.00%	0	0.00%	114	61.96%	114	61.96%
	Rory HOULIHAN	0	0.00%	0	0.00%	1	0.54%	1	0.54%
	Jeff KENDER	0	0.00%	0	0.00%	9	4.89%	9	4.89%
	Ron LEACH	0	0.00%	0	0.00%	18	9.78%	18	9.78%
	Tom RECKTENWALD	0	0.00%	0	0.00%	4	2.17%	4	2.17%
	Grant T. SHORT	0	0.00%	0	0.00%	12	6.52%	12	6.52%
	Sellus WILDER	0	0.00%	0	0.00%	26	14.13%	26	14.13%
	Cast Votes:	0	0.00%	0	0.00%	184	81.06%	184	81.06%
	Over Votes:	0	0.00%	0	0.00%	0	0.00%	0	0.00%
	Under Votes:	0	0.00%	0	0.00%	43	18.94%	43	18.94%

Cumulative Report — Unofficial

PRESIDENTIAL PREFERENCE AND REGULAR PRIMARY — OFFICIAL BALLOT FOR McCRACKEN COUNTY — May 17, 2016

05/17/2016 06:29 PM

Total Number of Voters : 362 of 0 = 0.00%

Precincts Reporting 1 of 55 = 1.82%

Party	Candidate	Absentee		Early		Election		Total	
UNITED STATES REPRESENTATIVE in CONGRESS 1st Congressional District, Vote For 1									
	Tom OSBORNE	0	0.00%	0	0.00%	68	40.24%	68	40.24%
	Samuel L. GASKINS	0	0.00%	0	0.00%	101	59.76%	101	59.76%
	Cast Votes:	0	0.00%	0	0.00%	169	74.45%	169	74.45%
	Over Votes:	0	0.00%	0	0.00%	0	0.00%	0	0.00%
	Under Votes:	0	0.00%	0	0.00%	58	25.55%	58	25.55%
MAYOR City of Paducah, Vote For 1									
	Arthur BASKIN	0	0.00%	0	0.00%	31	15.42%	31	15.42%
	Gayle KALER	0	0.00%	0	0.00%	69	34.33%	69	34.33%
	Brandi HARLESS	0	0.00%	0	0.00%	79	39.30%	79	39.30%
	Louis Elliot POLACH	0	0.00%	0	0.00%	4	1.99%	4	1.99%
	Buzz VONTESMAR	0	0.00%	0	0.00%	18	8.96%	18	8.96%
	Cast Votes:	0	0.00%	0	0.00%	201	96.17%	201	96.17%
	Over Votes:	0	0.00%	0	0.00%	0	0.00%	0	0.00%
	Under Votes:	0	0.00%	0	0.00%	8	3.83%	8	3.83%
CITY COMMISSIONERS City of Paducah, Vote For 4									
	Sandra WILSON	0	0.00%	0	0.00%	80	12.01%	80	12.01%
	Eddie A. JONES	0	0.00%	0	0.00%	31	4.65%	31	4.65%
	Raynaldo HENDERSON	0	0.00%	0	0.00%	63	9.46%	63	9.46%
	Tracy JONES	0	0.00%	0	0.00%	36	5.41%	36	5.41%
	Vicky D. HOLLAND	0	0.00%	0	0.00%	32	4.80%	32	4.80%
	Frank BENNETT	0	0.00%	0	0.00%	47	7.06%	47	7.06%
	Allan RHODES	0	0.00%	0	0.00%	119	17.87%	119	17.87%
	Brandon DUNCAN	0	0.00%	0	0.00%	30	4.50%	30	4.50%
	Tony VELTRI	0	0.00%	0	0.00%	33	4.95%	33	4.95%
	Sarah Stewart HOLLAND	0	0.00%	0	0.00%	48	7.21%	48	7.21%
	Richard ABRAHAM	0	0.00%	0	0.00%	99	14.86%	99	14.86%
	Anne Fowler GWINN	0	0.00%	0	0.00%	48	7.21%	48	7.21%
	Cast Votes:	0	0.00%	0	0.00%	666	79.67%	666	79.67%
	Over Votes:	0	0.00%	0	0.00%	0	0.00%	0	0.00%
	Under Votes:	0	0.00%	0	0.00%	170	20.33%	170	20.33%

Cumulative Report — Unofficial

PRESIDENTIAL PREFERENCE AND REGULAR PRIMARY — OFFICIAL BALLOT FOR McCRACKEN COUNTY — May 17, 2016

05/17/2016 06:26 PM

Total Number of Voters : 93 of 0 = 0.00%

Precincts Reporting 1 of 55 = 1.82%

Party	Candidate	Absentee		Early		Election		Total	
UNITED STATES SENATOR, Vote For 1									
	James R. GOULD	0	0.00%	0	0.00%	2	9.09%	2	9.09%
	Rand PAUL	0	0.00%	0	0.00%	17	77.27%	17	77.27%
	Stephen Howard SLAUGHTER	0	0.00%	0	0.00%	3	13.64%	3	13.64%
	Cast Votes:	0	0.00%	0	0.00%	22	88.00%	22	88.00%
	Over Votes:	0	0.00%	0	0.00%	0	0.00%	0	0.00%
	Under Votes:	0	0.00%	0	0.00%	3	12.00%	3	12.00%
UNITED STATES REPRESENTATIVE in CONGRESS 1st Congressional District, Vote For 1									
	Mike PAPE	0	0.00%	0	0.00%	3	13.04%	3	13.04%
	Miles A. CAUGHEY JR.	0	0.00%	0	0.00%	0	0.00%	0	0.00%
	Jason BATTS	0	0.00%	0	0.00%	2	8.70%	2	8.70%
	James R. COMER	0	0.00%	0	0.00%	18	78.26%	18	78.26%
	Cast Votes:	0	0.00%	0	0.00%	23	92.00%	23	92.00%
	Over Votes:	0	0.00%	0	0.00%	0	0.00%	0	0.00%
	Under Votes:	0	0.00%	0	0.00%	2	8.00%	2	8.00%
PRESIDENT of the UNITED STATES, Vote For 1									
	Martin J. O'MALLEY	0	0.00%	0	0.00%	2	3.03%	2	3.03%
	Bernard "Bernie" SANDERS	0	0.00%	0	0.00%	21	31.82%	21	31.82%
	Hillary CLINTON	0	0.00%	0	0.00%	35	53.03%	35	53.03%
	Roque Rocky DE LA FUENTE	0	0.00%	0	0.00%	0	0.00%	0	0.00%
	"UNCOMMITTED"	0	0.00%	0	0.00%	8	12.12%	8	12.12%
	Cast Votes:	0	0.00%	0	0.00%	66	100.00%	66	100.00%
	Over Votes:	0	0.00%	0	0.00%	0	0.00%	0	0.00%
	Under Votes:	0	0.00%	0	0.00%	0	0.00%	0	0.00%
UNITED STATES SENATOR, Vote For 1									
	Jim GRAY	0	0.00%	0	0.00%	27	48.21%	27	48.21%
	Rory HOULIHAN	0	0.00%	0	0.00%	0	0.00%	0	0.00%
	Jeff KENDER	0	0.00%	0	0.00%	2	3.57%	2	3.57%
	Ron LEACH	0	0.00%	0	0.00%	8	14.29%	8	14.29%
	Tom RECKTENWALD	0	0.00%	0	0.00%	1	1.79%	1	1.79%
	Grant T. SHORT	0	0.00%	0	0.00%	6	10.71%	6	10.71%
	Sellus WILDER	0	0.00%	0	0.00%	12	21.43%	12	21.43%
	Cast Votes:	0	0.00%	0	0.00%	56	84.85%	56	84.85%
	Over Votes:	0	0.00%	0	0.00%	0	0.00%	0	0.00%
	Under Votes:	0	0.00%	0	0.00%	10	15.15%	10	15.15%

Cumulative Report — Unofficial

PRESIDENTIAL PREFERENCE AND REGULAR PRIMARY — OFFICIAL BALLOT FOR McCRACKEN COUNTY — May 17, 2016

05/17/2016 06:26 PM

Total Number of Voters : 93 of 0 = 0.00%

Precincts Reporting 1 of 55 = 1.82%

Party	Candidate	Absentee		Early		Election		Total	
UNITED STATES REPRESENTATIVE in CONGRESS 1st Congressional District, Vote For 1									
	Tom OSBORNE	0	0.00%	0	0.00%	24	51.06%	24	51.06%
	Samuel L. GASKINS	0	0.00%	0	0.00%	23	48.94%	23	48.94%
	Cast Votes:	0	0.00%	0	0.00%	47	71.21%	47	71.21%
	Over Votes:	0	0.00%	0	0.00%	0	0.00%	0	0.00%
	Under Votes:	0	0.00%	0	0.00%	19	28.79%	19	28.79%
MAYOR City of Paducah, Vote For 1									
	Arthur BASKIN	0	0.00%	0	0.00%	8	14.29%	8	14.29%
	Gayle KALER	0	0.00%	0	0.00%	26	46.43%	26	46.43%
	Brandi HARLESS	0	0.00%	0	0.00%	15	26.79%	15	26.79%
	Louis Elliot POLACH	0	0.00%	0	0.00%	0	0.00%	0	0.00%
	Buzz VONTESMAR	0	0.00%	0	0.00%	7	12.50%	7	12.50%
	Cast Votes:	0	0.00%	0	0.00%	56	98.25%	56	98.25%
	Over Votes:	0	0.00%	0	0.00%	0	0.00%	0	0.00%
	Under Votes:	0	0.00%	0	0.00%	1	1.75%	1	1.75%
CITY COMMISSIONERS City of Paducah, Vote For 4									
	Sandra WILSON	0	0.00%	0	0.00%	24	12.57%	24	12.57%
	Eddie A. JONES	0	0.00%	0	0.00%	7	3.66%	7	3.66%
	Raynaldo HENDERSON	0	0.00%	0	0.00%	16	8.38%	16	8.38%
	Tracy JONES	0	0.00%	0	0.00%	11	5.76%	11	5.76%
	Vicky D. HOLLAND	0	0.00%	0	0.00%	11	5.76%	11	5.76%
	Frank BENNETT	0	0.00%	0	0.00%	12	6.28%	12	6.28%
	Allan RHODES	0	0.00%	0	0.00%	36	18.85%	36	18.85%
	Brandon DUNCAN	0	0.00%	0	0.00%	8	4.19%	8	4.19%
	Tony VELTRI	0	0.00%	0	0.00%	9	4.71%	9	4.71%
	Sarah Stewart HOLLAND	0	0.00%	0	0.00%	9	4.71%	9	4.71%
	Richard ABRAHAM	0	0.00%	0	0.00%	37	19.37%	37	19.37%
	Anne Fowler GWINN	0	0.00%	0	0.00%	11	5.76%	11	5.76%
	Cast Votes:	0	0.00%	0	0.00%	191	83.77%	191	83.77%
	Over Votes:	0	0.00%	0	0.00%	0	0.00%	0	0.00%
	Under Votes:	0	0.00%	0	0.00%	37	16.23%	37	16.23%

Precinct Turnout — Total Voters — Unofficial

PRESIDENTIAL PREFERENCE AND REGULAR PRIMARY — OFFICIAL BALLOT FOR McCRACKEN COUNTY — May 17, 2016

05/17/2016 08:11 PM

Total Number of Voters : 12,257 of 0 = 0.00%

Precincts Reporting 55 of 55 = 100.00%

Precinct Name	Reg Voters	# Ballots	% Turn Out
AB	0	362	0.00%
A102A	0	205	0.00%
A104A	0	141	0.00%
A106A	0	94	0.00%
A110	0	220	0.00%
A112	0	298	0.00%
A113	0	447	0.00%
A114	0	210	0.00%
A115	0	117	0.00%
A116	0	292	0.00%
A117	0	17	0.00%
A118	0	292	0.00%
A119A	0	92	0.00%
A120	0	189	0.00%
A121	0	128	0.00%
A122	0	343	0.00%
A124	0	158	0.00%
A133A	0	147	0.00%

Precinct Name	Reg Voters	# Ballots	% Turn Out
B103A	0	238	0.00%
B113A	0	270	0.00%
B114A	0	130	0.00%
B116A	0	180	0.00%
B117	0	262	0.00%
B118A	0	148	0.00%
B119	0	124	0.00%
B120	0	221	0.00%
B121	0	195	0.00%
B122	0	126	0.00%
B123	0	263	0.00%
B124	0	228	0.00%
B125	0	296	0.00%
B126	0	177	0.00%
B127	0	216	0.00%
B129	0	15	0.00%
B131A	0	274	0.00%
B132A	0	249	0.00%

Precinct Turnout — Total Voters — Unofficial

PRESIDENTIAL PREFERENCE AND REGULAR PRIMARY — OFFICIAL BALLOT FOR McCRACKEN COUNTY — May 17, 2016

05/17/2016 08:11 PM

Total Number of Voters : 12,257 of 0 = 0.00%

Precincts Reporting 55 of 55 = 100.00%

Precinct Name	Reg Voters	# Ballots	% Turn Out
B134	0	242	0.00%
B135	0	221	0.00%
C102A	0	235	0.00%
C106	0	69	0.00%
C107	0	279	0.00%
C108	0	458	0.00%
C109	0	438	0.00%
C110	0	365	0.00%
C112	0	339	0.00%
C113	0	244	0.00%
C114	0	166	0.00%
C115	0	107	0.00%
C119A	0	170	0.00%
C120A	0	196	0.00%
C121A	0	236	0.00%
C122A	0	284	0.00%
C123A	0	406	0.00%
C125A	0	199	0.00%
C128	0	239	0.00%

Precinct Turnout — Total Voters — Unofficial

PRESIDENTIAL PREFERENCE AND REGULAR PRIMARY — OFFICIAL BALLOT FOR McCRACKEN COUNTY — May 17, 2016

05/17/2016 08:11 PM

Total Number of Voters : 12,257 of 0 = 0.00%

Precincts Reporting 55 of 55 = 100.00%

Precinct Name	Reg Voters	# Ballots	% Turn Out
Totals:	0	12,257	0.00%

Precinct Name	Reg Voters	# Ballots	% Turn Out

Precinct Election Day Status (with MBB IDs) — by # of MBBs — Unofficial

PRESIDENTIAL PREFERENCE AND REGULAR PRIMARY — OFFICIAL BALLOT FOR McCRACKEN COUNTY — May 17,2016

05/17/2016 08:09 PM

Total Number of Voters : 12,257 of 0 = 0.00%

Precincts Reporting 55 of 55 = 100.00%

Precinct Name	MBB ID	
AB		
	9	
	10	
	110	
	Total Number of Ballots for Precinct AB:	362
	Total Number of MBBs:	3
A102A		
	11	
	111	
	Total Number of Ballots for Precinct A102A:	205
	Total Number of MBBs:	2
A104A		
	12	
	112	
	Total Number of Ballots for Precinct A104A:	141
	Total Number of MBBs:	2
A106A		
	113	
	13	
	Total Number of Ballots for Precinct A106A:	94
	Total Number of MBBs:	2
A110		
	14	
	114	
	Total Number of Ballots for Precinct A110:	220
	Total Number of MBBs:	2
A112		
	115	
	15	
	Total Number of Ballots for Precinct A112:	298
	Total Number of MBBs:	2
A113		
	116	
	16	
	Total Number of Ballots for Precinct A113:	447
	Total Number of MBBs:	2
A114		
	117	
	17	
	Total Number of Ballots for Precinct A114:	210
	Total Number of MBBs:	2
A115		
	118	
	18	
	Total Number of Ballots for Precinct A115:	117
	Total Number of MBBs:	2
A116		
	119	
	29	
	Total Number of Ballots for Precinct A116:	292
	Total Number of MBBs:	2
A117		
	30	
	100	
	Total Number of Ballots for Precinct A117:	17
	Total Number of MBBs:	2
A118		
	101	
	31	
	Total Number of Ballots for Precinct A118:	292
	Total Number of MBBs:	2

Precinct Election Day Status (with MBB IDs) — by # of MBBs — Unofficial

PRESIDENTIAL PREFERENCE AND REGULAR PRIMARY — OFFICIAL BALLOT FOR McCRACKEN COUNTY — May 17,2016

05/17/2016 08:09 PM

Total Number of Voters : 12,257 of 0 = 0.00%

Precincts Reporting 55 of 55 = 100.00%

Precinct Name	MBB ID	
A119A		
	102	
	32	
	Total Number of Ballots for Precinct A119A:	92
	Total Number of MBBs:	2
A120		
	33	
	103	
	Total Number of Ballots for Precinct A120:	189
	Total Number of MBBs:	2
A121		
	104	
	34	
	Total Number of Ballots for Precinct A121:	128
	Total Number of MBBs:	2
A122		
	105	
	35	
	Total Number of Ballots for Precinct A122:	343
	Total Number of MBBs:	2
A124		
	36	
	127	
	Total Number of Ballots for Precinct A124:	158
	Total Number of MBBs:	2
A133A		
	107	
	37	
	Total Number of Ballots for Precinct A133A:	147
	Total Number of MBBs:	2
B103A		
	38	
	108	
	Total Number of Ballots for Precinct B103A:	238
	Total Number of MBBs:	2
B113A		
	109	
	19	
	Total Number of Ballots for Precinct B113A:	270
	Total Number of MBBs:	2
B114A		
	80	
	20	
	Total Number of Ballots for Precinct B114A:	130
	Total Number of MBBs:	2
B116A		
	21	
	81	
	Total Number of Ballots for Precinct B116A:	180
	Total Number of MBBs:	2
B117		
	82	
	22	
	Total Number of Ballots for Precinct B117:	262
	Total Number of MBBs:	2
B118A		
	83	
	23	
	Total Number of Ballots for Precinct B118A:	148
	Total Number of MBBs:	2

Precinct Election Day Status (with MBB IDs) — by # of MBBs — Unofficial

PRESIDENTIAL PREFERENCE AND REGULAR PRIMARY — OFFICIAL BALLOT FOR McCRACKEN COUNTY — May 17,2016

05/17/2016 08:09 PM

Total Number of Voters : 12,257 of 0 = 0.00%

Precincts Reporting 55 of 55 = 100.00%

Precinct Name	MBB ID	
B119		
	24	
	84	
	Total Number of Ballots for Precinct B119:	124
	Total Number of MBBs:	2
B120		
	25	
	85	
	Total Number of Ballots for Precinct B120:	221
	Total Number of MBBs:	2
B121		
	86	
	26	
	Total Number of Ballots for Precinct B121:	195
	Total Number of MBBs:	2
B122		
	87	
	27	
	Total Number of Ballots for Precinct B122:	126
	Total Number of MBBs:	2
B123		
	28	
	88	
	Total Number of Ballots for Precinct B123:	263
	Total Number of MBBs:	2
B124		
	89	
	39	
	Total Number of Ballots for Precinct B124:	228
	Total Number of MBBs:	2
B125		
	90	
	40	
	Total Number of Ballots for Precinct B125:	296
	Total Number of MBBs:	2
B126		
	41	
	91	
	Total Number of Ballots for Precinct B126:	177
	Total Number of MBBs:	2
B127		
	92	
	42	
	Total Number of Ballots for Precinct B127:	216
	Total Number of MBBs:	2
B129		
	43	
	93	
	Total Number of Ballots for Precinct B129:	15
	Total Number of MBBs:	2
B131A		
	94	
	44	
	Total Number of Ballots for Precinct B131A:	274
	Total Number of MBBs:	2
B132A		
	45	
	95	
	Total Number of Ballots for Precinct B132A:	249
	Total Number of MBBs:	2

Precinct Election Day Status (with MBB IDs) — by # of MBBs — Unofficial
PRESIDENTIAL PREFERENCE AND REGULAR PRIMARY — OFFICIAL BALLOT FOR McCRACKEN COUNTY — May 17,2016

05/17/2016 08:09 PM

Total Number of Voters : 12,257 of 0 = 0.00%

Precincts Reporting 55 of 55 = 100.00%

Precinct Name	MBB ID	
B134		
	46	
	96	
	Total Number of Ballots for Precinct B134:	242
	Total Number of MBBs:	2
B135		
	47	
	97	
	Total Number of Ballots for Precinct B135:	221
	Total Number of MBBs:	2
C102A		
	98	
	48	
	Total Number of Ballots for Precinct C102A:	235
	Total Number of MBBs:	2
C106		
	49	
	99	
	Total Number of Ballots for Precinct C106:	69
	Total Number of MBBs:	2
C107		
	70	
	50	
	Total Number of Ballots for Precinct C107:	279
	Total Number of MBBs:	2
C108		
	71	
	51	
	Total Number of Ballots for Precinct C108:	458
	Total Number of MBBs:	2
C109		
	72	
	52	
	Total Number of Ballots for Precinct C109:	438
	Total Number of MBBs:	2
C110		
	73	
	53	
	Total Number of Ballots for Precinct C110:	365
	Total Number of MBBs:	2
C112		
	54	
	74	
	Total Number of Ballots for Precinct C112:	339
	Total Number of MBBs:	2
C113		
	75	
	55	
	Total Number of Ballots for Precinct C113:	244
	Total Number of MBBs:	2
C114		
	76	
	56	
	Total Number of Ballots for Precinct C114:	166
	Total Number of MBBs:	2
C115		
	77	
	57	
	Total Number of Ballots for Precinct C115:	107
	Total Number of MBBs:	2

Precinct Election Day Status (with MBB IDs) — by # of MBBs — Unofficial
PRESIDENTIAL PREFERENCE AND REGULAR PRIMARY — OFFICIAL BALLOT FOR McCRACKEN COUNTY — May 17,2016

05/17/2016 08:09 PM

Total Number of Voters : 12,257 of 0 = 0.00%

Precincts Reporting 55 of 55 = 100.00%

Precinct Name	MBB ID		
C119A			
	78		
	58		
	Total Number of Ballots for Precinct C119A:	170	
	Total Number of MBBs:	2	
C120A			
	59		
	79		
	Total Number of Ballots for Precinct C120A:	196	
	Total Number of MBBs:	2	
C121A			
	60		
	65		
	Total Number of Ballots for Precinct C121A:	236	
	Total Number of MBBs:	2	
C122A			
	66		
	61		
	Total Number of Ballots for Precinct C122A:	284	
	Total Number of MBBs:	2	
C123A			
	62		
	67		
	Total Number of Ballots for Precinct C123A:	406	
	Total Number of MBBs:	2	
C125A			
	68		
	63		
	Total Number of Ballots for Precinct C125A:	199	
	Total Number of MBBs:	2	
C128			
	64		
	69		
	Total Number of Ballots for Precinct C128:	239	
	Total Number of MBBs:	2	

Cumulative Report — Unofficial

PRESIDENTIAL PREFERENCE AND REGULAR PRIMARY — OFFICIAL BALLOT FOR McCREARY COUNTY — May 17, 2016

05/17/2016 07:09 PM

Total Number of Voters : 1,256 of 0 = 0.00%

Precincts Reporting 19 of 19 = 100.00%

Party	Candidate	Absentee		Early		Election		Total	
UNITED STATES SENATOR, Vote For 1									
	Rand PAUL	0	0.00%	0	0.00%	645	79.63%	645	79.63%
	Stephen Howard SLAUGHTER	0	0.00%	0	0.00%	91	11.23%	91	11.23%
	James R. GOULD	0	0.00%	0	0.00%	74	9.14%	74	9.14%
	Cast Votes:	0	0.00%	0	0.00%	810	95.52%	810	95.52%
	Over Votes:	0	0.00%	0	0.00%	0	0.00%	0	0.00%
	Under Votes:	0	0.00%	0	0.00%	38	4.48%	38	4.48%
UNITED STATES REPRESENTATIVE in CONGRESS 5th Congressional District, Vote For 1									
	Harold "Hal" ROGERS	0	0.00%	0	0.00%	683	81.41%	683	81.41%
	John BURK JR.	0	0.00%	0	0.00%	156	18.59%	156	18.59%
	Cast Votes:	0	0.00%	0	0.00%	839	98.94%	839	98.94%
	Over Votes:	0	0.00%	0	0.00%	0	0.00%	0	0.00%
	Under Votes:	0	0.00%	0	0.00%	9	1.06%	9	1.06%
PRESIDENT of the UNITED STATES, Vote For 1									
	Martin J. O'MALLEY	0	0.00%	0	0.00%	10	2.48%	10	2.48%
	Bernard "Bernie" SANDERS	0	0.00%	0	0.00%	203	50.37%	203	50.37%
	Hillary CLINTON	0	0.00%	0	0.00%	169	41.94%	169	41.94%
	Roque Rocky DE LA FUENTE	0	0.00%	0	0.00%	2	0.50%	2	0.50%
	"UNCOMMITTED"	0	0.00%	0	0.00%	19	4.71%	19	4.71%
	Cast Votes:	0	0.00%	0	0.00%	403	98.77%	403	98.77%
	Over Votes:	0	0.00%	0	0.00%	0	0.00%	0	0.00%
	Under Votes:	0	0.00%	0	0.00%	5	1.23%	5	1.23%
UNITED STATES SENATOR, Vote For 1									
	Tom RECKTENWALD	0	0.00%	0	0.00%	23	6.42%	23	6.42%
	Grant T. SHORT	0	0.00%	0	0.00%	26	7.26%	26	7.26%
	Sellus WILDER	0	0.00%	0	0.00%	24	6.70%	24	6.70%
	Jim GRAY	0	0.00%	0	0.00%	226	63.13%	226	63.13%
	Rory HOULIHAN	0	0.00%	0	0.00%	10	2.79%	10	2.79%
	Jeff KENDER	0	0.00%	0	0.00%	22	6.15%	22	6.15%
	Ron LEACH	0	0.00%	0	0.00%	27	7.54%	27	7.54%
	Cast Votes:	0	0.00%	0	0.00%	358	87.75%	358	87.75%
	Over Votes:	0	0.00%	0	0.00%	0	0.00%	0	0.00%
	Under Votes:	0	0.00%	0	0.00%	50	12.25%	50	12.25%

RECEIVED
MAY 24 2016
State Board of Elections

PRIMARY ELECTION
McCREARY COUNTY - 5th. CONG. DIST.
RECAPITULATION SHEET
May 17, 2016

	ABSENTEE			STEARNS			REVELO			STRUNK			WEST PINE KNOT			EAST PINE KNOT			BETHEL			ELM			NORTH WHITLEY			WIBORG			CUMBERLAND FALLS		
	Mail-In	Walk-In	Total	eSlate	eScan	Total	eSlate	eScan	Total	eSlate	eScan	Total	eSlate	eScan	Total	eSlate	eScan	Total	eSlate	eScan	Total	eSlate	eScan	Total	eSlate	eScan	Total	eSlate	eScan	Total	eSlate	eScan	Total
UNITED STATES SENATOR - REP																																	
Rand PAUL	17	22	39	16	32	48	9	36	45	14	21	35	3	14	17	11	73	84	4	38	42	11	15	26	0	59	59	11	8	19	24	11	35
Stephen Howard SLAUGHTER	6	3	9	2	5	7	1	4	5	0	1	1	1	0	1	0	9	9	1	8	9	3	2	5	0	9	9	2	4	6	0	3	3
James R. GOULD	5	1	6	3	5	8	0	5	5	1	2	3	0	1	1	3	11	14	0	2	2	3	1	4	0	8	8	1	1	2	0	1	1
U.S. REP. in CONGRESS - 5th Cong. Dist. - REP																																	
Harold "Hal" ROGERS	29	18	47	15	37	52	8	38	46	14	16	30	2	13	15	12	71	83	6	42	48	16	15	31	0	66	66	15	11	26	24	12	36
John BURK JR.	3	7	10	6	7	13	2	9	11	2	9	11	2	2	4	3	24	27	0	7	7	3	2	5	0	13	13	1	3	4	1	4	5
PRESIDENT of the UNITED STATES - DEM																																	
Martin J. O'MALLEY	1	1	2	0	2	2	0	0	0	0	2	2	0	0	0	1	2	3	0	0	0	1	0	1	0	0	0	0	0	0	0	0	0
Bernard "Bernie" SANDERS	3	3	6	14	14	28	10	12	22	2	3	5	0	2	2	10	18	28	4	8	12	2	0	2	0	29	29	4	4	8	3	5	8
Hillary CLINTON	3	9	12	6	11	17	1	11	12	3	5	8	0	2	2	2	26	28	0	5	5	1	1	2	0	22	22	0	5	5	3	9	12
Roque Rocky DE LA FUENTE	0	0	0	0	0	0	0	0	0	0	0	0	0	0	0	0	1	1	0	0	0	0	0	0	0	0	0	0	0	0	0	0	0
"UNCOMMITTED"	0	0	0	0	1	1	0	0	0	0	0	0	0	0	0	1	3	4	0	3	3	1	1	2	0	3	3	2	0	2	1	0	1
UNITED STATES SENATOR - DEM																																	
Tom RECKTENWALD	0	1	1	1	2	3	0	0	0	0	1	1	0	0	0	0	4	4	0	1	1	0	0	0	0	3	3	0	0	0	1	1	2
Grant T. SHORT	1	1	2	1	1	2	0	2	2	1	0	1	0	0	0	0	2	2	1	3	4	1	0	1	0	2	2	0	0	0	0	0	0
Sellus WILDER	0	2	2	0	1	1	1	0	1	1	1	2	0	0	0	3	1	4	0	3	3	0	0	0	0	1	1	0	0	0	1	0	1
Jim GRAY	5	5	10	13	18	31	8	17	25	2	4	6	0	0	0	8	30	38	2	5	7	1	0	1	0	36	36	2	8	10	4	6	10
Rory HOULIHAN	0	0	0	0	0	0	0	1	1	0	0	0	0	0	0	0	0	0	0	3	3	0	0	0	0	0	0	0	0	0	1	2	3
Jeff KENDER	0	1	1	1	2	3	2	1	3	1	1	2	0	0	0	0	2	2	0	0	0	0	0	0	0	3	3	1	0	1	0	1	1
Ron LEACH	1	0	1	1	2	3	0	0	0	0	1	1	0	0	0	1	4	5	1	0	1	2	1	3	0	5	5	0	0	0	0	1	1

RECEIVED
MAY 24 2016
State Board of Elections

RECEIVED
MAY 24 2016
State Board of Elections

PRIMARY ELECTION
McCREARY COUNTY - 5th. CONG. DIST.
RECAPITULATION SHEET
May 17, 2016

	EAGLE			MILL CREEK			PIGEON			SOUTH WHITLEY			SMITHTOWN			COOPERATIVE			WOLF CREEK			OTTER CREEK			GRAND TOTAL
	eSlate	eScan	Total	eSlate	eScan	Total	eSlate	eScan	Total	eSlate	eScan	Total	eSlate	eScan	Total	eSlate	eScan	Total	eSlate	eScan	Total	eSlate	eScan	Total	
UNITED STATES SENATOR - REP																									
Rand PAUL	6	14	20	14	5	19	7	17	24	14	39	53	6	26	32	6	3	9	0	31	31	6	2	8	645
Stephen Howard SLAUGHTER	1	4	5	1	2	3	1	1	2	3	10	13	0	1	1	0	0	0	0	2	2	1	0	1	91
James R. GOULD	1	2	3	0	0	0	0	0	0	3	4	7	5	1	6	1	0	1	0	2	2	1	0	1	74
U.S. REP. in CONGRESS - 5th Cong. Dist. - REP																									
Harold "Hal" ROGERS	7	17	24	9	5	14	8	14	22	14	45	59	6	27	33	6	4	10	0	34	34	6	1	7	683
John BURK JR.	1	3	4	6	2	8	1	4	5	6	8	14	4	2	6	1	1	2	0	3	3	3	1	4	156
PRESIDENT of the UNITED STATES - DEM																									
Martin J. O'MALLEY	0	0	0	0	0	0	0	0	0	0	0	0	0	0	0	0	0	0	0	0	0	0	0	0	10
Bernard "Bernie" SANDERS	8	5	13	3	3	6	3	3	6	3	13	16	2	7	9	1	0	1	0	1	1	0	1	1	203
Hillary CLINTON	0	1	1	3	3	6	1	6	7	1	18	19	0	4	4	2	0	2	0	4	4	0	1	1	169
Roque Rocky DE LA FUENTE	0	0	0	0	0	0	0	0	0	1	0	1	0	0	0	0	0	0	0	0	0	0	0	0	2
"UNCOMMITTED"	0	0	0	0	0	0	0	0	0	1	0	1	1	0	1	1	0	1	0	0	0	0	0	0	19
UNITED STATES SENATOR - DEM																									
Tom RECKTENWALD	1	0	1	1	1	2	1	1	2	0	3	3	0	0	0	0	0	0	0	0	0	0	0	0	23
Grant T. SHORT	2	2	4	0	0	0	1	0	1	0	0	0	0	1	1	0	0	0	0	0	0	0	1	1	26
Sellus WILDER	1	1	2	0	1	1	0	0	0	2	2	4	0	0	0	0	0	0	0	0	0	0	0	0	24
Jim GRAY	2	3	5	5	4	9	1	5	6	3	21	24	1	3	4	2	0	2	0	2	2	0	0	0	226
Rory HOULIHAN	0	0	0	0	0	0	0	1	1	0	2	2	0	0	0	0	0	0	0	0	0	0	0	0	10
Jeff KENDER	1	0	1	0	0	0	0	0	0	1	1	2	1	2	3	0	0	0	0	0	0	0	0	0	29
Ron LEACH	1	0	1	0	1	1	1	1	2	0	0	0	1	2	3	0	0	0	0	1	1	0	0	0	27

PRIMARY ELECTION
McLEAN COUNTY - 1ST. CONG. DIST.
RECAPITULATION SHEET
MAY 17, 2016

	ABSENTEE			RUMSEY			SACRAMENTO			LIVERMORE #1			ISLAND			CALHOUN #1			LIVERMORE #2			CALHOUN #2			BEECH GROVE			GRAND TOTAL
	Mail-In	Walk-In	Total	eSlate	eScan	Total	eSlate	eScan	Total	eSlate	eScan	Total	eSlate	eScan	Total	eSlate	eScan	Total	eSlate	eScan	Total	eSlate	eScan	Total	eSlate	eScan	Total	
UNITED STATES SENATOR - REP																												
James R. GOULD	0	1	1	0	4	4	0	12	12	0	16	16	0	9	9	0	6	6	0	6	6	0	2	2	0	4	4	50
Rand PAUL	3	13	16	0	33	33	0	48	48	0	53	53	0	31	31	0	46	46	0	66	66	0	66	66	0	39	39	398
Stephen Howard SLAUGHTER	0	0	0	0	2	2	0	2	2	0	3	3	0	0	0	0	3	3	0	0	0	0	3	3	0	0	0	13
U.S. REP. in CONGRESS - 1st Cong. Dist. - REP																												
Mike PAPE	0	5	5	0	14	14	0	28	28	0	21	21	0	11	11	0	30	30	0	31	31	0	22	22	0	10	10	172
Miles A. CAUGHEY JR.	0	0	0	0	1	1	0	0	0	0	2	2	0	3	3	0	0	0	0	1	1	0	4	4	0	3	3	14
Jason BATTS	0	0	0	0	2	2	0	6	6	0	4	4	0	1	1	0	3	3	0	5	5	0	6	6	0	1	1	28
James R. COMER	3	9	12	0	23	23	0	27	27	0	34	34	0	25	25	0	22	22	0	36	36	0	39	39	0	29	29	247
PRESIDENT of the UNITED STATES - DEM																												
Martin J. O'MALLEY	0	1	1	0	1	1	0	5	5	0	1	1	0	5	5	0	5	6	0	6	6	0	7	7	0	4	4	35
Bernard "Bernie" SANDERS	7	14	21	0	60	60	0	109	109	0	63	63	0	52	52	0	61	61	0	73	73	0	87	87	0	102	102	628
Hillary CLINTON	17	12	29	0	30	30	0	62	62	0	69	69	0	64	64	0	52	52	0	44	44	0	63	63	0	64	64	477
Roque Rocky DE LA FUENTE	0	0	0	0	0	0	0	1	1	0	3	3	0	1	1	0	2	2	0	1	1	0	1	1	0	2	2	11
"UNCOMMITTED"	0	1	1	0	4	4	0	25	25	0	10	10	0	6	6	0	11	11	0	9	9	0	17	17	0	19	19	102
UNITED STATES SENATOR - DEM																												
Jim GRAY	12	18	30	0	60	60	0	116	116	0	90	90	0	54	54	0	75	75	0	70	70	0	105	105	0	119	119	719
Rory HOULIHAN	0	0	0	0	1	1	0	11	11	0	3	3	0	1	1	0	4	4	0	5	5	0	6	6	0	2	2	33
Jeff KENDER	1	0	1	0	5	5	0	11	11	0	13	13	0	8	8	0	7	7	0	4	4	0	8	8	0	8	8	65
Ron LEACH	5	4	9	0	9	9	0	17	17	0	18	18	0	29	29	0	24	24	0	31	31	0	24	24	0	26	26	187
Tom RECKTENWALD	1	0	1	0	2	2	0	3	3	0	2	2	0	3	3	0	1	1	0	3	3	0	3	3	0	3	3	21
Grant T. SHORT	0	3	3	0	4	4	0	10	10	0	5	5	0	4	4	0	2	2	0	2	2	0	5	5	0	9	9	44
Sellus WILDER	0	0	0	0	7	7	0	8	8	0	7	7	0	11	11	0	10	10	0	8	8	0	11	11	0	8	8	70
U.S. REP. in CONGRESS - 1st Cong. Dist. - DEM																												
Tom OSBORNE	15	8	23	0	63	63	0	117	117	0	95	95	0	82	82	0	80	80	0	87	87	0	80	80	0	122	122	749
Samuel L. GASKINS	3	19	22	0	20	20	0	48	48	0	39	39	0	24	24	0	31	31	0	34	34	0	62	62	0	44	44	324
Total	28	42	80	0	135	135	0	266	266	0	208	208	0	168	168	0	186	186	0	206	206	0	249	249	0	236	236	1724

RECEIVED
MAY 23 2016
State Board of Elections

Cumulative Report — Unofficial

PRESIDENTIAL PREFERENCE AND REGULAR PRIMARY — OFFICIAL BALLOT FOR McLEAN COUNTY — May 17, 2016

05/17/2016 06:52 PM

Total Number of Voters : 1,724 of 0 = 0.00%

Precincts Reporting 9 of 9 = 100.00%

Party	Candidate	Absentee		Early		Election		Total	
UNITED STATES SENATOR, Vote For 1									
	James R. GOULD	0	0.00%	0	0.00%	50	10.85%	50	10.85%
	Rand PAUL	0	0.00%	0	0.00%	398	86.33%	398	86.33%
	Stephen Howard SLAUGHTER	0	0.00%	0	0.00%	13	2.82%	13	2.82%
	Cast Votes:	0	0.00%	0	0.00%	461	99.35%	461	99.35%
	Over Votes:	0	0.00%	0	0.00%	0	0.00%	0	0.00%
	Under Votes:	0	0.00%	0	0.00%	3	0.65%	3	0.65%
UNITED STATES REPRESENTATIVE in CONGRESS 1st Congressional District, Vote For 1									
	Mike PAPE	0	0.00%	0	0.00%	172	37.31%	172	37.31%
	Miles A. CAUGHEY JR.	0	0.00%	0	0.00%	14	3.04%	14	3.04%
	Jason BATTS	0	0.00%	0	0.00%	28	6.07%	28	6.07%
	James R. COMER	0	0.00%	0	0.00%	247	53.58%	247	53.58%
	Cast Votes:	0	0.00%	0	0.00%	461	99.35%	461	99.35%
	Over Votes:	0	0.00%	0	0.00%	0	0.00%	0	0.00%
	Under Votes:	0	0.00%	0	0.00%	3	0.65%	3	0.65%
PRESIDENT of the UNITED STATES, Vote For 1									
	Martin J. O'MALLEY	0	0.00%	0	0.00%	35	2.79%	35	2.79%
	Bernard "Bernie" SANDERS	0	0.00%	0	0.00%	628	50.12%	628	50.12%
	Hillary CLINTON	0	0.00%	0	0.00%	477	38.07%	477	38.07%
	Roque Rocky DE LA FUENTE	0	0.00%	0	0.00%	11	0.88%	11	0.88%
	"UNCOMMITTED"	0	0.00%	0	0.00%	102	8.14%	102	8.14%
	Cast Votes:	0	0.00%	0	0.00%	1,253	99.44%	1,253	99.44%
	Over Votes:	0	0.00%	0	0.00%	0	0.00%	0	0.00%
	Under Votes:	0	0.00%	0	0.00%	7	0.56%	7	0.56%
UNITED STATES SENATOR, Vote For 1									
	Jim GRAY	0	0.00%	0	0.00%	719	63.13%	719	63.13%
	Rory HOULIHAN	0	0.00%	0	0.00%	33	2.90%	33	2.90%
	Jeff KENDER	0	0.00%	0	0.00%	65	5.71%	65	5.71%
	Ron LEACH	0	0.00%	0	0.00%	187	16.42%	187	16.42%
	Tom RECKTENWALD	0	0.00%	0	0.00%	21	1.84%	21	1.84%
	Grant T. SHORT	0	0.00%	0	0.00%	44	3.86%	44	3.86%
	Sellus WILDER	0	0.00%	0	0.00%	70	6.15%	70	6.15%
	Cast Votes:	0	0.00%	0	0.00%	1,139	90.40%	1,139	90.40%
	Over Votes:	0	0.00%	0	0.00%	0	0.00%	0	0.00%
	Under Votes:	0	0.00%	0	0.00%	121	9.60%	121	9.60%

RECEIVED
MAY 23 2016
State Board of Elections

Cumulative Report — Unofficial

PRESIDENTIAL PREFERENCE AND REGULAR PRIMARY — OFFICIAL BALLOT FOR McLEAN COUNTY — May 17, 2016

05/17/2016 06:52 PM

Total Number of Voters : 1,724 of 0 = 0.00%

Precincts Reporting 9 of 9 = 100.00%

Party	Candidate	Absentee		Early		Election		Total	
UNITED STATES REPRESENTATIVE in CONGRESS 1st Congressional District, Vote For 1									
	Tom OSBORNE	0	0.00%	0	0.00%	749	69.80%	749	69.80%
	Samuel L. GASKINS	0	0.00%	0	0.00%	324	30.20%	324	30.20%
	Cast Votes:	0	0.00%	0	0.00%	1,073	85.16%	1,073	85.16%
	Over Votes:	0	0.00%	0	0.00%	0	0.00%	0	0.00%
	Under Votes:	0	0.00%	0	0.00%	187	14.84%	187	14.84%

RECEIVED
MAY 23 2016
State Board of Elections

PRIMARY ELECTION
MEADE COUNTY - 2ND. CONG. DIST.
RECAPITULATION SHEET
MAY 17, 2016

	ABSENTEE (ballots cast 134)			MULDRAUGH (155)			GRAHAMTON (98)			WELDON-DOE RUN (288)			DOE VALLEY (301)			ROCK HAVEN (133)			FLAHERTY (254)			WOODLAND (161)			OTTER CREEK (157)			BRANDENBURG WEST (312)			ASHCRAFT (321)		
	Mail-In	Walk-In	Total	eSlate	eScan	Total	eSlate	eScan	Total	eSlate	eScan	Total	eSlate	eScan	Total	eSlate	eScan	Total	eSlate	eScan	Total	eSlate	eScan	Total	eSlate	eScan	Total	eSlate	eScan	Total	eSlate	eScan	Total
UNITED STATES SENATOR - REP																																	
Rand PAUL	5	12	17	15	22	37	10	9	19	19	25	44	30	44	74	23	11	34	17	31	48	16	25	41	3	43	46	22	15	37	24	24	48
Stephen Howard SLAUGHTER	0	3	3	2	3	5	1	1	2	2	4	6	3	1	4	4	1	5	6	3	9	2	8	10	1	5	6	3	2	5	3	1	4
James R. GOULD	0	1	1	0	0	0	4	1	5	1	7	8	2	4	6	0	3	3	0	3	3	2	1	3	0	4	4	5	1	6	0	3	3
PRESIDENT of the UNITED STATES - DEM																																	
Martin J. O'MALLEY	0	3	3	0	2	2	1	0	1	2	1	3	3	2	5	0	0	0	1	2	3	1	2	3	1	1	2	3	1	4	8	2	10
Bernard "Bernie" SANDERS	5	34	39	25	22	47	21	16	37	43	71	114	66	37	103	29	22	51	44	36	80	18	24	42	6	46	52	64	57	121	79	60	139
Hillary CLINTON	13	46	59	29	28	57	21	8	29	46	49	95	46	49	95	14	18	32	36	46	82	20	28	48	4	34	38	50	72	122	47	55	102
Roque Rocky DE LA FUENTE	0	0	0	0	0	0	1	0	1	0	1	1	0	1	1	0	0	0	2	3	5	1	1	2	0	2	2	0	0	0	0	0	0
"UNCOMMITTED"	0	6	6	4	2	6	1	1	2	5	5	10	3	6	9	5	2	7	8	12	20	5	7	12	2	4	6	4	10	14	4	8	12
UNITED STATES SENATOR - DEM																																	
Rory HOULIHAN	1	4	5	8	3	11	2	1	3	1	5	6	4	1	5	1	1	2	2	6	8	1	1	2	1	1	2	4	1	5	3	5	8
Jeff KENDER	1	4	5	4	2	6	1	2	3	4	3	7	6	6	12	1	2	3	1	5	6	4	4	8	0	5	5	5	5	10	3	2	5
Ron LEACH	6	40	46	7	16	23	11	5	16	35	43	78	43	26	69	16	14	30	34	22	56	12	15	27	2	22	24	45	53	98	43	33	76
Tom RECKTENWALD	1	1	2	2	0	2	1	0	1	1	8	9	6	5	11	0	2	2	2	4	6	0	0	0	1	3	4	5	4	9	4	2	6
Grant T. SHORT	0	2	2	5	3	8	3	0	3	6	4	10	2	5	7	1	1	2	1	1	2	0	2	2	0	6	6	2	2	4	5	3	8
Sellus WILDER	2	5	7	2	1	3	5	4	9	3	5	8	4	6	10	4	4	8	5	3	8	2	2	4	2	2	4	7	6	13	6	3	9
Jim GRAY	3	26	29	26	24	50	19	12	31	42	50	92	44	40	84	23	15	38	29	40	69	24	29	53	6	44	50	47	60	107	56	64	120
STATE SENATOR - 5th Sen. Dist. - DEM																																	
Ricky ALVEY	2	14	16	18	12	30	18	7	25	13	21	34	19	20	39	14	10	24	16	12	28	9	10	19	1	27	28	23	20	43	28	25	53
Leslie J. STITH	15	75	90	37	41	78	24	18	42	81	98	179	93	74	167	34	31	65	70	86	156	35	48	81	12	57	69	99	114	213	105	96	201

RECEIVED
MAY 26 2016
State Board of Elections

RECEIVED
MAY 26 2016

Precinct Report — Unofficial

PRESIDENTIAL PREFERENCE AND REGULAR PRIMARY — OFFICIAL BALLOT FOR MEADE COUNTY — May 17, 2016

05/17/2016 07:35 PM

Total Number of Voters : 4,105 of 0 = 0.00%

Precincts Reporting 20 of 20 = 100.00%

Party	Candidate	Absentee		Early		Election		Total	
Precinct AB (Ballots Cast: 134)									
UNITED STATES SENATOR, Vote For 1									
	Rand PAUL	0	0.00%	0	0.00%	17	80.95%	17	80.95%
	Stephen Howard SLAUGHTER	0	0.00%	0	0.00%	3	14.29%	3	14.29%
	James R. GOULD	0	0.00%	0	0.00%	1	4.76%	1	4.76%
	Cast Votes:	0	0.00%	0	0.00%	21	100.00%	21	100.00%
	Over Votes:	0	0.00%	0	0.00%	0	0.00%	0	0.00%
	Under Votes:	0	0.00%	0	0.00%	0	0.00%	0	0.00%
PRESIDENT of the UNITED STATES, Vote For 1									
	Martin J. O'MALLEY	0	0.00%	0	0.00%	3	2.80%	3	2.80%
	Bernard "Bernie" SANDERS	0	0.00%	0	0.00%	39	36.45%	39	36.45%
	Hillary CLINTON	0	0.00%	0	0.00%	59	55.14%	59	55.14%
	Roque Rocky DE LA FUENTE	0	0.00%	0	0.00%	0	0.00%	0	0.00%
	"UNCOMMITTED"	0	0.00%	0	0.00%	6	5.61%	6	5.61%
	Cast Votes:	0	0.00%	0	0.00%	107	94.69%	107	94.69%
	Over Votes:	0	0.00%	0	0.00%	0	0.00%	0	0.00%
	Under Votes:	0	0.00%	0	0.00%	6	5.31%	6	5.31%
UNITED STATES SENATOR, Vote For 1									
	Rory HOULIHAN	0	0.00%	0	0.00%	5	5.26%	5	5.26%
	Jeff KENDER	0	0.00%	0	0.00%	5	5.26%	5	5.26%
	Ron LEACH	0	0.00%	0	0.00%	46	48.42%	46	48.42%
	Tom RECKTENWALD	0	0.00%	0	0.00%	2	2.11%	2	2.11%
	Grant T. SHORT	0	0.00%	0	0.00%	2	2.11%	2	2.11%
	Sellus WILDER	0	0.00%	0	0.00%	7	7.37%	7	7.37%
	Jim GRAY	0	0.00%	0	0.00%	28	29.47%	28	29.47%
	Cast Votes:	0	0.00%	0	0.00%	95	84.07%	95	84.07%
	Over Votes:	0	0.00%	0	0.00%	0	0.00%	0	0.00%
	Under Votes:	0	0.00%	0	0.00%	18	15.93%	18	15.93%
STATE SENATOR 5th Senatorial District, Vote For 1									
	Ricky ALVEY	0	0.00%	0	0.00%	16	15.09%	16	15.09%
	Leslie J. STITH	0	0.00%	0	0.00%	90	84.91%	90	84.91%
	Cast Votes:	0	0.00%	0	0.00%	106	93.81%	106	93.81%
	Over Votes:	0	0.00%	0	0.00%	0	0.00%	0	0.00%
	Under Votes:	0	0.00%	0	0.00%	7	6.19%	7	6.19%

Precinct Report — Unofficial

PRESIDENTIAL PREFERENCE AND REGULAR PRIMARY — OFFICIAL BALLOT FOR MEADE COUNTY — May 17, 2016

05/17/2016 07:35 PM

Total Number of Voters : 4,105 of 0 = 0.00%

Precincts Reporting 20 of 20 = 100.00%

Party	Candidate	Absentee		Early		Election		Total	
Precinct A101 (Ballots Cast: 155)									
UNITED STATES SENATOR, Vote For 1									
	Rand PAUL	0	0.00%	0	0.00%	37	88.10%	37	88.10%
	Stephen Howard SLAUGHTER	0	0.00%	0	0.00%	5	11.90%	5	11.90%
	James R. GOULD	0	0.00%	0	0.00%	0	0.00%	0	0.00%
	Cast Votes:	0	0.00%	0	0.00%	42	100.00%	42	100.00%
	Over Votes:	0	0.00%	0	0.00%	0	0.00%	0	0.00%
	Under Votes:	0	0.00%	0	0.00%	0	0.00%	0	0.00%
PRESIDENT of the UNITED STATES, Vote For 1									
	Martin J. O'MALLEY	0	0.00%	0	0.00%	2	1.79%	2	1.79%
	Bernard "Bernie" SANDERS	0	0.00%	0	0.00%	47	41.96%	47	41.96%
	Hillary CLINTON	0	0.00%	0	0.00%	57	50.89%	57	50.89%
	Roque Rocky DE LA FUENTE	0	0.00%	0	0.00%	0	0.00%	0	0.00%
	"UNCOMMITTED"	0	0.00%	0	0.00%	6	5.36%	6	5.36%
	Cast Votes:	0	0.00%	0	0.00%	112	99.12%	112	99.12%
	Over Votes:	0	0.00%	0	0.00%	0	0.00%	0	0.00%
	Under Votes:	0	0.00%	0	0.00%	1	0.88%	1	0.88%
UNITED STATES SENATOR, Vote For 1									
	Rory HOULIHAN	0	0.00%	0	0.00%	11	10.68%	11	10.68%
	Jeff KENDER	0	0.00%	0	0.00%	6	5.83%	6	5.83%
	Ron LEACH	0	0.00%	0	0.00%	23	22.33%	23	22.33%
	Tom RECKTENWALD	0	0.00%	0	0.00%	2	1.94%	2	1.94%
	Grant T. SHORT	0	0.00%	0	0.00%	8	7.77%	8	7.77%
	Sellus WILDER	0	0.00%	0	0.00%	3	2.91%	3	2.91%
	Jim GRAY	0	0.00%	0	0.00%	50	48.54%	50	48.54%
	Cast Votes:	0	0.00%	0	0.00%	103	91.15%	103	91.15%
	Over Votes:	0	0.00%	0	0.00%	1	0.88%	1	0.88%
	Under Votes:	0	0.00%	0	0.00%	9	7.96%	9	7.96%
STATE SENATOR 5th Senatorial District, Vote For 1									
	Ricky ALVEY	0	0.00%	0	0.00%	30	27.78%	30	27.78%
	Leslie J. STITH	0	0.00%	0	0.00%	78	72.22%	78	72.22%
	Cast Votes:	0	0.00%	0	0.00%	108	95.58%	108	95.58%
	Over Votes:	0	0.00%	0	0.00%	0	0.00%	0	0.00%
	Under Votes:	0	0.00%	0	0.00%	5	4.42%	5	4.42%

RECEIVED
MAY 26 2016
State Board of Elections

Precinct Report — Unofficial

PRESIDENTIAL PREFERENCE AND REGULAR PRIMARY — OFFICIAL BALLOT FOR MEADE COUNTY — May 17, 2016

05/17/2016 07:35 PM

Total Number of Voters : 4,105 of 0 = 0.00%

Precincts Reporting 20 of 20 = 100.00%

Party	Candidate	Absentee		Early		Election		Total	
Precinct A102 (Ballots Cast: 98)									
UNITED STATES SENATOR, Vote For 1									
	Rand PAUL	0	0.00%	0	0.00%	19	73.08%	19	73.08%
	Stephen Howard SLAUGHTER	0	0.00%	0	0.00%	2	7.69%	2	7.69%
	James R. GOULD	0	0.00%	0	0.00%	5	19.23%	5	19.23%
	Cast Votes:	0	0.00%	0	0.00%	26	100.00%	26	100.00%
	Over Votes:	0	0.00%	0	0.00%	0	0.00%	0	0.00%
	Under Votes:	0	0.00%	0	0.00%	0	0.00%	0	0.00%
PRESIDENT of the UNITED STATES, Vote For 1									
	Martin J. O'MALLEY	0	0.00%	0	0.00%	1	1.43%	1	1.43%
	Bernard "Bernie" SANDERS	0	0.00%	0	0.00%	37	52.86%	37	52.86%
	Hillary CLINTON	0	0.00%	0	0.00%	29	41.43%	29	41.43%
	Roque Rocky DE LA FUENTE	0	0.00%	0	0.00%	1	1.43%	1	1.43%
	"UNCOMMITTED"	0	0.00%	0	0.00%	2	2.86%	2	2.86%
	Cast Votes:	0	0.00%	0	0.00%	70	97.22%	70	97.22%
	Over Votes:	0	0.00%	0	0.00%	0	0.00%	0	0.00%
	Under Votes:	0	0.00%	0	0.00%	2	2.78%	2	2.78%
UNITED STATES SENATOR, Vote For 1									
	Rory HOULIHAN	0	0.00%	0	0.00%	3	4.55%	3	4.55%
	Jeff KENDER	0	0.00%	0	0.00%	3	4.55%	3	4.55%
	Ron LEACH	0	0.00%	0	0.00%	16	24.24%	16	24.24%
	Tom RECKTENWALD	0	0.00%	0	0.00%	1	1.52%	1	1.52%
	Grant T. SHORT	0	0.00%	0	0.00%	3	4.55%	3	4.55%
	Sellus WILDER	0	0.00%	0	0.00%	9	13.64%	9	13.64%
	Jim GRAY	0	0.00%	0	0.00%	31	46.97%	31	46.97%
	Cast Votes:	0	0.00%	0	0.00%	66	91.67%	66	91.67%
	Over Votes:	0	0.00%	0	0.00%	0	0.00%	0	0.00%
	Under Votes:	0	0.00%	0	0.00%	6	8.33%	6	8.33%
STATE SENATOR 5th Senatorial District, Vote For 1									
	Ricky ALVEY	0	0.00%	0	0.00%	25	37.31%	25	37.31%
	Leslie J. STITH	0	0.00%	0	0.00%	42	62.69%	42	62.69%
	Cast Votes:	0	0.00%	0	0.00%	67	93.06%	67	93.06%
	Over Votes:	0	0.00%	0	0.00%	0	0.00%	0	0.00%
	Under Votes:	0	0.00%	0	0.00%	5	6.94%	5	6.94%

RECEIVED
MAY 26 2016
[illegible] Board of Elections

Precinct Report — Unofficial

PRESIDENTIAL PREFERENCE AND REGULAR PRIMARY — OFFICIAL BALLOT FOR MEADE COUNTY — May 17, 2016

05/17/2016 07:35 PM

Total Number of Voters : 4,105 of 0 = 0.00%

Precincts Reporting 20 of 20 = 100.00%

Party	Candidate	Absentee		Early		Election		Total	
Precinct B101 (Ballots Cast: 288)									
UNITED STATES SENATOR, Vote For 1									
	Rand PAUL	0	0.00%	0	0.00%	44	75.86%	44	75.86%
	Stephen Howard SLAUGHTER	0	0.00%	0	0.00%	6	10.34%	6	10.34%
	James R. GOULD	0	0.00%	0	0.00%	8	13.79%	8	13.79%
	Cast Votes:	0	0.00%	0	0.00%	58	100.00%	58	100.00%
	Over Votes:	0	0.00%	0	0.00%	0	0.00%	0	0.00%
	Under Votes:	0	0.00%	0	0.00%	0	0.00%	0	0.00%
PRESIDENT of the UNITED STATES, Vote For 1									
	Martin J. O'MALLEY	0	0.00%	0	0.00%	3	1.35%	3	1.35%
	Bernard "Bernie" SANDERS	0	0.00%	0	0.00%	114	51.12%	114	51.12%
	Hillary CLINTON	0	0.00%	0	0.00%	95	42.60%	95	42.60%
	Roque Rocky DE LA FUENTE	0	0.00%	0	0.00%	1	0.45%	1	0.45%
	"UNCOMMITTED"	0	0.00%	0	0.00%	10	4.48%	10	4.48%
	Cast Votes:	0	0.00%	0	0.00%	223	96.96%	223	96.96%
	Over Votes:	0	0.00%	0	0.00%	0	0.00%	0	0.00%
	Under Votes:	0	0.00%	0	0.00%	7	3.04%	7	3.04%
UNITED STATES SENATOR, Vote For 1									
	Rory HOULIHAN	0	0.00%	0	0.00%	6	2.86%	6	2.86%
	Jeff KENDER	0	0.00%	0	0.00%	7	3.33%	7	3.33%
	Ron LEACH	0	0.00%	0	0.00%	78	37.14%	78	37.14%
	Tom RECKTENWALD	0	0.00%	0	0.00%	9	4.29%	9	4.29%
	Grant T. SHORT	0	0.00%	0	0.00%	10	4.76%	10	4.76%
	Sellus WILDER	0	0.00%	0	0.00%	8	3.81%	8	3.81%
	Jim GRAY	0	0.00%	0	0.00%	92	43.81%	92	43.81%
	Cast Votes:	0	0.00%	0	0.00%	210	91.30%	210	91.30%
	Over Votes:	0	0.00%	0	0.00%	0	0.00%	0	0.00%
	Under Votes:	0	0.00%	0	0.00%	20	8.70%	20	8.70%
STATE SENATOR 5th Senatorial District, Vote For 1									
	Ricky ALVEY	0	0.00%	0	0.00%	34	15.96%	34	15.96%
	Leslie J. STITH	0	0.00%	0	0.00%	179	84.04%	179	84.04%
	Cast Votes:	0	0.00%	0	0.00%	213	92.61%	213	92.61%
	Over Votes:	0	0.00%	0	0.00%	0	0.00%	0	0.00%
	Under Votes:	0	0.00%	0	0.00%	17	7.39%	17	7.39%

RECEIVED
MAY 26 2016
Meade County Board of Elections

Precinct Report — Unofficial

PRESIDENTIAL PREFERENCE AND REGULAR PRIMARY — OFFICIAL BALLOT FOR MEADE COUNTY — May 17, 2016

05/17/2016 07:35 PM

Total Number of Voters : 4,105 of 0 = 0.00%

Precincts Reporting 20 of 20 = 100.00%

Party	Candidate	Absentee		Early		Election		Total	
Precinct B102 (Ballots Cast: 301)									
UNITED STATES SENATOR, Vote For 1									
	Rand PAUL	0	0.00%	0	0.00%	74	88.10%	74	88.10%
	Stephen Howard SLAUGHTER	0	0.00%	0	0.00%	4	4.76%	4	4.76%
	James R. GOULD	0	0.00%	0	0.00%	6	7.14%	6	7.14%
	Cast Votes:	0	0.00%	0	0.00%	84	98.82%	84	98.82%
	Over Votes:	0	0.00%	0	0.00%	0	0.00%	0	0.00%
	Under Votes:	0	0.00%	0	0.00%	1	1.18%	1	1.18%
PRESIDENT of the UNITED STATES, Vote For 1									
	Martin J. O'MALLEY	0	0.00%	0	0.00%	5	2.35%	5	2.35%
	Bernard "Bernie" SANDERS	0	0.00%	0	0.00%	103	48.36%	103	48.36%
	Hillary CLINTON	0	0.00%	0	0.00%	95	44.60%	95	44.60%
	Roque Rocky DE LA FUENTE	0	0.00%	0	0.00%	1	0.47%	1	0.47%
	"UNCOMMITTED"	0	0.00%	0	0.00%	9	4.23%	9	4.23%
	Cast Votes:	0	0.00%	0	0.00%	213	98.61%	213	98.61%
	Over Votes:	0	0.00%	0	0.00%	0	0.00%	0	0.00%
	Under Votes:	0	0.00%	0	0.00%	3	1.39%	3	1.39%
UNITED STATES SENATOR, Vote For 1									
	Rory HOULIHAN	0	0.00%	0	0.00%	5	2.53%	5	2.53%
	Jeff KENDER	0	0.00%	0	0.00%	12	6.06%	12	6.06%
	Ron LEACH	0	0.00%	0	0.00%	69	34.85%	69	34.85%
	Tom RECKTENWALD	0	0.00%	0	0.00%	11	5.56%	11	5.56%
	Grant T. SHORT	0	0.00%	0	0.00%	7	3.54%	7	3.54%
	Sellus WILDER	0	0.00%	0	0.00%	10	5.05%	10	5.05%
	Jim GRAY	0	0.00%	0	0.00%	84	42.42%	84	42.42%
	Cast Votes:	0	0.00%	0	0.00%	198	91.67%	198	91.67%
	Over Votes:	0	0.00%	0	0.00%	0	0.00%	0	0.00%
	Under Votes:	0	0.00%	0	0.00%	18	8.33%	18	8.33%
STATE SENATOR 5th Senatorial District, Vote For 1									
	Ricky ALVEY	0	0.00%	0	0.00%	39	18.93%	39	18.93%
	Leslie J. STITH	0	0.00%	0	0.00%	167	81.07%	167	81.07%
	Cast Votes:	0	0.00%	0	0.00%	206	95.37%	206	95.37%
	Over Votes:	0	0.00%	0	0.00%	0	0.00%	0	0.00%
	Under Votes:	0	0.00%	0	0.00%	10	4.63%	10	4.63%

RECEIVED
MAY 26 2016
State Board of Elections

Precinct Report — Unofficial

PRESIDENTIAL PREFERENCE AND REGULAR PRIMARY — OFFICIAL BALLOT FOR MEADE COUNTY — May 17, 2016

05/17/2016 07:35 PM

Total Number of Voters : 4,105 of 0 = 0.00%

Precincts Reporting 20 of 20 = 100.00%

Party	Candidate	Absentee		Early		Election		Total	
Precinct B103 (Ballots Cast: 133)									
UNITED STATES SENATOR, Vote For 1									
	Rand PAUL	0	0.00%	0	0.00%	34	80.95%	34	80.95%
	Stephen Howard SLAUGHTER	0	0.00%	0	0.00%	5	11.90%	5	11.90%
	James R. GOULD	0	0.00%	0	0.00%	3	7.14%	3	7.14%
	Cast Votes:	0	0.00%	0	0.00%	42	100.00%	42	100.00%
	Over Votes:	0	0.00%	0	0.00%	0	0.00%	0	0.00%
	Under Votes:	0	0.00%	0	0.00%	0	0.00%	0	0.00%
PRESIDENT of the UNITED STATES, Vote For 1									
	Martin J. O'MALLEY	0	0.00%	0	0.00%	0	0.00%	0	0.00%
	Bernard "Bernie" SANDERS	0	0.00%	0	0.00%	51	56.67%	51	56.67%
	Hillary CLINTON	0	0.00%	0	0.00%	32	35.56%	32	35.56%
	Roque Rocky DE LA FUENTE	0	0.00%	0	0.00%	0	0.00%	0	0.00%
	"UNCOMMITTED"	0	0.00%	0	0.00%	7	7.78%	7	7.78%
	Cast Votes:	0	0.00%	0	0.00%	90	98.90%	90	98.90%
	Over Votes:	0	0.00%	0	0.00%	0	0.00%	0	0.00%
	Under Votes:	0	0.00%	0	0.00%	1	1.10%	1	1.10%
UNITED STATES SENATOR, Vote For 1									
	Rory HOULIHAN	0	0.00%	0	0.00%	2	2.35%	2	2.35%
	Jeff KENDER	0	0.00%	0	0.00%	3	3.53%	3	3.53%
	Ron LEACH	0	0.00%	0	0.00%	30	35.29%	30	35.29%
	Tom RECKTENWALD	0	0.00%	0	0.00%	2	2.35%	2	2.35%
	Grant T. SHORT	0	0.00%	0	0.00%	2	2.35%	2	2.35%
	Sellus WILDER	0	0.00%	0	0.00%	8	9.41%	8	9.41%
	Jim GRAY	0	0.00%	0	0.00%	38	44.71%	38	44.71%
	Cast Votes:	0	0.00%	0	0.00%	85	93.41%	85	93.41%
	Over Votes:	0	0.00%	0	0.00%	0	0.00%	0	0.00%
	Under Votes:	0	0.00%	0	0.00%	6	6.59%	6	6.59%
STATE SENATOR 5th Senatorial District, Vote For 1									
	Ricky ALVEY	0	0.00%	0	0.00%	24	26.97%	24	26.97%
	Leslie J. STITH	0	0.00%	0	0.00%	65	73.03%	65	73.03%
	Cast Votes:	0	0.00%	0	0.00%	89	97.80%	89	97.80%
	Over Votes:	0	0.00%	0	0.00%	0	0.00%	0	0.00%
	Under Votes:	0	0.00%	0	0.00%	2	2.20%	2	2.20%

RECEIVED
MAY 26 2016
State Board of Elections

Precinct Report — Unofficial

PRESIDENTIAL PREFERENCE AND REGULAR PRIMARY — OFFICIAL BALLOT FOR MEADE COUNTY — May 17, 2016

05/17/2016 07:35 PM

Total Number of Voters : 4,105 of 0 = 0.00%

Precincts Reporting 20 of 20 = 100.00%

Party	Candidate	Absentee		Early		Election		Total	
Precinct C101 (Ballots Cast: 254)									
UNITED STATES SENATOR, Vote For 1									
	Rand PAUL	0	0.00%	0	0.00%	48	80.00%	48	80.00%
	Stephen Howard SLAUGHTER	0	0.00%	0	0.00%	9	15.00%	9	15.00%
	James R. GOULD	0	0.00%	0	0.00%	3	5.00%	3	5.00%
	Cast Votes:	0	0.00%	0	0.00%	60	100.00%	60	100.00%
	Over Votes:	0	0.00%	0	0.00%	0	0.00%	0	0.00%
	Under Votes:	0	0.00%	0	0.00%	0	0.00%	0	0.00%
PRESIDENT of the UNITED STATES, Vote For 1									
	Martin J. O'MALLEY	0	0.00%	0	0.00%	3	1.58%	3	1.58%
	Bernard "Bernie" SANDERS	0	0.00%	0	0.00%	80	42.11%	80	42.11%
	Hillary CLINTON	0	0.00%	0	0.00%	82	43.16%	82	43.16%
	Roque Rocky DE LA FUENTE	0	0.00%	0	0.00%	5	2.63%	5	2.63%
	"UNCOMMITTED"	0	0.00%	0	0.00%	20	10.53%	20	10.53%
	Cast Votes:	0	0.00%	0	0.00%	190	97.94%	190	97.94%
	Over Votes:	0	0.00%	0	0.00%	0	0.00%	0	0.00%
	Under Votes:	0	0.00%	0	0.00%	4	2.06%	4	2.06%
UNITED STATES SENATOR, Vote For 1									
	Rory HOULIHAN	0	0.00%	0	0.00%	8	5.16%	8	5.16%
	Jeff KENDER	0	0.00%	0	0.00%	6	3.87%	6	3.87%
	Ron LEACH	0	0.00%	0	0.00%	56	36.13%	56	36.13%
	Tom RECKTENWALD	0	0.00%	0	0.00%	6	3.87%	6	3.87%
	Grant T. SHORT	0	0.00%	0	0.00%	2	1.29%	2	1.29%
	Sellus WILDER	0	0.00%	0	0.00%	8	5.16%	8	5.16%
	Jim GRAY	0	0.00%	0	0.00%	69	44.52%	69	44.52%
	Cast Votes:	0	0.00%	0	0.00%	155	79.90%	155	79.90%
	Over Votes:	0	0.00%	0	0.00%	0	0.00%	0	0.00%
	Under Votes:	0	0.00%	0	0.00%	39	20.10%	39	20.10%
STATE SENATOR 5th Senatorial District, Vote For 1									
	Ricky ALVEY	0	0.00%	0	0.00%	28	15.22%	28	15.22%
	Leslie J. STITH	0	0.00%	0	0.00%	156	84.78%	156	84.78%
	Cast Votes:	0	0.00%	0	0.00%	184	94.85%	184	94.85%
	Over Votes:	0	0.00%	0	0.00%	0	0.00%	0	0.00%
	Under Votes:	0	0.00%	0	0.00%	10	5.15%	10	5.15%

RECEIVED
MAY 26 2016
State Board of Elections

Precinct Report — Unofficial

PRESIDENTIAL PREFERENCE AND REGULAR PRIMARY — OFFICIAL BALLOT FOR MEADE COUNTY — May 17, 2016

05/17/2016 07:35 PM

Total Number of Voters : 4,105 of 0 = 0.00%

Precincts Reporting 20 of 20 = 100.00%

Party	Candidate	Absentee		Early		Election		Total	
Precinct C102 (Ballots Cast: 161)									
UNITED STATES SENATOR, Vote For 1									
	Rand PAUL	0	0.00%	0	0.00%	41	75.93%	41	75.93%
	Stephen Howard SLAUGHTER	0	0.00%	0	0.00%	10	18.52%	10	18.52%
	James R. GOULD	0	0.00%	0	0.00%	3	5.56%	3	5.56%
	Cast Votes:	0	0.00%	0	0.00%	54	100.00%	54	100.00%
	Over Votes:	0	0.00%	0	0.00%	0	0.00%	0	0.00%
	Under Votes:	0	0.00%	0	0.00%	0	0.00%	0	0.00%
PRESIDENT of the UNITED STATES, Vote For 1									
	Martin J. O'MALLEY	0	0.00%	0	0.00%	3	2.80%	3	2.80%
	Bernard "Bernie" SANDERS	0	0.00%	0	0.00%	42	39.25%	42	39.25%
	Hillary CLINTON	0	0.00%	0	0.00%	48	44.86%	48	44.86%
	Roque Rocky DE LA FUENTE	0	0.00%	0	0.00%	2	1.87%	2	1.87%
	"UNCOMMITTED"	0	0.00%	0	0.00%	12	11.21%	12	11.21%
	Cast Votes:	0	0.00%	0	0.00%	107	100.00%	107	100.00%
	Over Votes:	0	0.00%	0	0.00%	0	0.00%	0	0.00%
	Under Votes:	0	0.00%	0	0.00%	0	0.00%	0	0.00%
UNITED STATES SENATOR, Vote For 1									
	Rory HOULIHAN	0	0.00%	0	0.00%	2	2.08%	2	2.08%
	Jeff KENDER	0	0.00%	0	0.00%	8	8.33%	8	8.33%
	Ron LEACH	0	0.00%	0	0.00%	27	28.13%	27	28.13%
	Tom RECKTENWALD	0	0.00%	0	0.00%	0	0.00%	0	0.00%
	Grant T. SHORT	0	0.00%	0	0.00%	2	2.08%	2	2.08%
	Sellus WILDER	0	0.00%	0	0.00%	4	4.17%	4	4.17%
	Jim GRAY	0	0.00%	0	0.00%	53	55.21%	53	55.21%
	Cast Votes:	0	0.00%	0	0.00%	96	89.72%	96	89.72%
	Over Votes:	0	0.00%	0	0.00%	0	0.00%	0	0.00%
	Under Votes:	0	0.00%	0	0.00%	11	10.28%	11	10.28%
STATE SENATOR 5th Senatorial District, Vote For 1									
	Ricky ALVEY	0	0.00%	0	0.00%	19	19.00%	19	19.00%
	Leslie J. STITH	0	0.00%	0	0.00%	81	81.00%	81	81.00%
	Cast Votes:	0	0.00%	0	0.00%	100	93.46%	100	93.46%
	Over Votes:	0	0.00%	0	0.00%	0	0.00%	0	0.00%
	Under Votes:	0	0.00%	0	0.00%	7	6.54%	7	6.54%

RECEIVED
MAY 26 2016
[illegible]

Precinct Report — Unofficial

PRESIDENTIAL PREFERENCE AND REGULAR PRIMARY — OFFICIAL BALLOT FOR MEADE COUNTY — May 17, 2016

05/17/2016 07:35 PM

Total Number of Voters : 4,105 of 0 = 0.00%

Precincts Reporting 20 of 20 = 100.00%

Party	Candidate	Absentee		Early		Election		Total	
Precinct C103 (Ballots Cast: 157)									
UNITED STATES SENATOR, Vote For 1									
	Rand PAUL	0	0.00%	0	0.00%	46	82.14%	46	82.14%
	Stephen Howard SLAUGHTER	0	0.00%	0	0.00%	6	10.71%	6	10.71%
	James R. GOULD	0	0.00%	0	0.00%	4	7.14%	4	7.14%
	Cast Votes:	0	0.00%	0	0.00%	56	100.00%	56	100.00%
	Over Votes:	0	0.00%	0	0.00%	0	0.00%	0	0.00%
	Under Votes:	0	0.00%	0	0.00%	0	0.00%	0	0.00%
PRESIDENT of the UNITED STATES, Vote For 1									
	Martin J. O'MALLEY	0	0.00%	0	0.00%	2	2.00%	2	2.00%
	Bernard "Bernie" SANDERS	0	0.00%	0	0.00%	52	52.00%	52	52.00%
	Hillary CLINTON	0	0.00%	0	0.00%	38	38.00%	38	38.00%
	Roque Rocky DE LA FUENTE	0	0.00%	0	0.00%	2	2.00%	2	2.00%
	"UNCOMMITTED"	0	0.00%	0	0.00%	6	6.00%	6	6.00%
	Cast Votes:	0	0.00%	0	0.00%	100	99.01%	100	99.01%
	Over Votes:	0	0.00%	0	0.00%	0	0.00%	0	0.00%
	Under Votes:	0	0.00%	0	0.00%	1	0.99%	1	0.99%
UNITED STATES SENATOR, Vote For 1									
	Rory HOULIHAN	0	0.00%	0	0.00%	2	2.11%	2	2.11%
	Jeff KENDER	0	0.00%	0	0.00%	5	5.26%	5	5.26%
	Ron LEACH	0	0.00%	0	0.00%	24	25.26%	24	25.26%
	Tom RECKTENWALD	0	0.00%	0	0.00%	4	4.21%	4	4.21%
	Grant T. SHORT	0	0.00%	0	0.00%	6	6.32%	6	6.32%
	Sellus WILDER	0	0.00%	0	0.00%	4	4.21%	4	4.21%
	Jim GRAY	0	0.00%	0	0.00%	50	52.63%	50	52.63%
	Cast Votes:	0	0.00%	0	0.00%	95	94.06%	95	94.06%
	Over Votes:	0	0.00%	0	0.00%	0	0.00%	0	0.00%
	Under Votes:	0	0.00%	0	0.00%	6	5.94%	6	5.94%
STATE SENATOR 5th Senatorial District, Vote For 1									
	Ricky ALVEY	0	0.00%	0	0.00%	28	28.87%	28	28.87%
	Leslie J. STITH	0	0.00%	0	0.00%	69	71.13%	69	71.13%
	Cast Votes:	0	0.00%	0	0.00%	97	96.04%	97	96.04%
	Over Votes:	0	0.00%	0	0.00%	0	0.00%	0	0.00%
	Under Votes:	0	0.00%	0	0.00%	4	3.96%	4	3.96%

RECEIVED
MAY 26 2016
State Board of Elections

Precinct Report — Unofficial

PRESIDENTIAL PREFERENCE AND REGULAR PRIMARY — OFFICIAL BALLOT FOR MEADE COUNTY — May 17, 2016

05/17/2016 07:35 PM

Total Number of Voters : 4,105 of 0 = 0.00%

Precincts Reporting 20 of 20 = 100.00%

Party	Candidate	Absentee		Early		Election		Total	
Precinct D101 (Ballots Cast: 312)									
UNITED STATES SENATOR, Vote For 1									
	Rand PAUL	0	0.00%	0	0.00%	37	77.08%	37	77.08%
	Stephen Howard SLAUGHTER	0	0.00%	0	0.00%	5	10.42%	5	10.42%
	James R. GOULD	0	0.00%	0	0.00%	6	12.50%	6	12.50%
	Cast Votes:	0	0.00%	0	0.00%	48	100.00%	48	100.00%
	Over Votes:	0	0.00%	0	0.00%	0	0.00%	0	0.00%
	Under Votes:	0	0.00%	0	0.00%	0	0.00%	0	0.00%
PRESIDENT of the UNITED STATES, Vote For 1									
	Martin J. O'MALLEY	0	0.00%	0	0.00%	4	1.53%	4	1.53%
	Bernard "Bernie" SANDERS	0	0.00%	0	0.00%	121	46.36%	121	46.36%
	Hillary CLINTON	0	0.00%	0	0.00%	122	46.74%	122	46.74%
	Roque Rocky DE LA FUENTE	0	0.00%	0	0.00%	0	0.00%	0	0.00%
	"UNCOMMITTED"	0	0.00%	0	0.00%	14	5.36%	14	5.36%
	Cast Votes:	0	0.00%	0	0.00%	261	98.86%	261	98.86%
	Over Votes:	0	0.00%	0	0.00%	0	0.00%	0	0.00%
	Under Votes:	0	0.00%	0	0.00%	3	1.14%	3	1.14%
UNITED STATES SENATOR, Vote For 1									
	Rory HOULIHAN	0	0.00%	0	0.00%	5	2.03%	5	2.03%
	Jeff KENDER	0	0.00%	0	0.00%	10	4.07%	10	4.07%
	Ron LEACH	0	0.00%	0	0.00%	98	39.84%	98	39.84%
	Tom RECKTENWALD	0	0.00%	0	0.00%	9	3.66%	9	3.66%
	Grant T. SHORT	0	0.00%	0	0.00%	4	1.63%	4	1.63%
	Sellus WILDER	0	0.00%	0	0.00%	13	5.28%	13	5.28%
	Jim GRAY	0	0.00%	0	0.00%	107	43.50%	107	43.50%
	Cast Votes:	0	0.00%	0	0.00%	246	93.18%	246	93.18%
	Over Votes:	0	0.00%	0	0.00%	0	0.00%	0	0.00%
	Under Votes:	0	0.00%	0	0.00%	18	6.82%	18	6.82%
STATE SENATOR 5th Senatorial District, Vote For 1									
	Ricky ALVEY	0	0.00%	0	0.00%	43	16.80%	43	16.80%
	Leslie J. STITH	0	0.00%	0	0.00%	213	83.20%	213	83.20%
	Cast Votes:	0	0.00%	0	0.00%	256	96.97%	256	96.97%
	Over Votes:	0	0.00%	0	0.00%	0	0.00%	0	0.00%
	Under Votes:	0	0.00%	0	0.00%	8	3.03%	8	3.03%

RECEIVED
MAY 26 2016
State Board of Elections

Precinct Report — Unofficial

PRESIDENTIAL PREFERENCE AND REGULAR PRIMARY — OFFICIAL BALLOT FOR MEADE COUNTY — May 17, 2016

05/17/2016 07:35 PM

Total Number of Voters : 4,105 of 0 = 0.00%

Precincts Reporting 20 of 20 = 100.00%

Party	Candidate	Absentee		Early		Election		Total	
Precinct D102 (Ballots Cast: 321)									
UNITED STATES SENATOR, Vote For 1									
	Rand PAUL	0	0.00%	0	0.00%	48	87.27%	48	87.27%
	Stephen Howard SLAUGHTER	0	0.00%	0	0.00%	4	7.27%	4	7.27%
	James R. GOULD	0	0.00%	0	0.00%	3	5.45%	3	5.45%
	Cast Votes:	0	0.00%	0	0.00%	55	100.00%	55	100.00%
	Over Votes:	0	0.00%	0	0.00%	0	0.00%	0	0.00%
	Under Votes:	0	0.00%	0	0.00%	0	0.00%	0	0.00%
PRESIDENT of the UNITED STATES, Vote For 1									
	Martin J. O'MALLEY	0	0.00%	0	0.00%	10	3.80%	10	3.80%
	Bernard "Bernie" SANDERS	0	0.00%	0	0.00%	139	52.85%	139	52.85%
	Hillary CLINTON	0	0.00%	0	0.00%	102	38.78%	102	38.78%
	Roque Rocky DE LA FUENTE	0	0.00%	0	0.00%	0	0.00%	0	0.00%
	"UNCOMMITTED"	0	0.00%	0	0.00%	12	4.56%	12	4.56%
	Cast Votes:	0	0.00%	0	0.00%	263	98.87%	263	98.87%
	Over Votes:	0	0.00%	0	0.00%	0	0.00%	0	0.00%
	Under Votes:	0	0.00%	0	0.00%	3	1.13%	3	1.13%
UNITED STATES SENATOR, Vote For 1									
	Rory HOULIHAN	0	0.00%	0	0.00%	8	3.45%	8	3.45%
	Jeff KENDER	0	0.00%	0	0.00%	5	2.16%	5	2.16%
	Ron LEACH	0	0.00%	0	0.00%	76	32.76%	76	32.76%
	Tom RECKTENWALD	0	0.00%	0	0.00%	6	2.59%	6	2.59%
	Grant T. SHORT	0	0.00%	0	0.00%	8	3.45%	8	3.45%
	Sellus WILDER	0	0.00%	0	0.00%	9	3.88%	9	3.88%
	Jim GRAY	0	0.00%	0	0.00%	120	51.72%	120	51.72%
	Cast Votes:	0	0.00%	0	0.00%	232	87.22%	232	87.22%
	Over Votes:	0	0.00%	0	0.00%	0	0.00%	0	0.00%
	Under Votes:	0	0.00%	0	0.00%	34	12.78%	34	12.78%
STATE SENATOR 5th Senatorial District, Vote For 1									
	Ricky ALVEY	0	0.00%	0	0.00%	53	20.87%	53	20.87%
	Leslie J. STITH	0	0.00%	0	0.00%	201	79.13%	201	79.13%
	Cast Votes:	0	0.00%	0	0.00%	254	95.49%	254	95.49%
	Over Votes:	0	0.00%	0	0.00%	0	0.00%	0	0.00%
	Under Votes:	0	0.00%	0	0.00%	12	4.51%	12	4.51%

RECEIVED
MAY 26 2016
State Board of Elections

Precinct Report — Unofficial

PRESIDENTIAL PREFERENCE AND REGULAR PRIMARY — OFFICIAL BALLOT FOR MEADE COUNTY — May 17, 2016

05/17/2016 07:35 PM

Total Number of Voters : 4,105 of 0 = 0.00%

Precincts Reporting 20 of 20 = 100.00%

Party	Candidate	Absentee		Early		Election		Total	
Precinct D103 (Ballots Cast: 221)									
UNITED STATES SENATOR, Vote For 1									
	Rand PAUL	0	0.00%	0	0.00%	36	94.74%	36	94.74%
	Stephen Howard SLAUGHTER	0	0.00%	0	0.00%	2	5.26%	2	5.26%
	James R. GOULD	0	0.00%	0	0.00%	0	0.00%	0	0.00%
	Cast Votes:	0	0.00%	0	0.00%	38	97.44%	38	97.44%
	Over Votes:	0	0.00%	0	0.00%	0	0.00%	0	0.00%
	Under Votes:	0	0.00%	0	0.00%	1	2.56%	1	2.56%
PRESIDENT of the UNITED STATES, Vote For 1									
	Martin J. O'MALLEY	0	0.00%	0	0.00%	2	1.12%	2	1.12%
	Bernard "Bernie" SANDERS	0	0.00%	0	0.00%	101	56.42%	101	56.42%
	Hillary CLINTON	0	0.00%	0	0.00%	61	34.08%	61	34.08%
	Roque Rocky DE LA FUENTE	0	0.00%	0	0.00%	2	1.12%	2	1.12%
	"UNCOMMITTED"	0	0.00%	0	0.00%	13	7.26%	13	7.26%
	Cast Votes:	0	0.00%	0	0.00%	179	98.35%	179	98.35%
	Over Votes:	0	0.00%	0	0.00%	0	0.00%	0	0.00%
	Under Votes:	0	0.00%	0	0.00%	3	1.65%	3	1.65%
UNITED STATES SENATOR, Vote For 1									
	Rory HOULIHAN	0	0.00%	0	0.00%	5	3.23%	5	3.23%
	Jeff KENDER	0	0.00%	0	0.00%	6	3.87%	6	3.87%
	Ron LEACH	0	0.00%	0	0.00%	57	36.77%	57	36.77%
	Tom RECKTENWALD	0	0.00%	0	0.00%	6	3.87%	6	3.87%
	Grant T. SHORT	0	0.00%	0	0.00%	8	5.16%	8	5.16%
	Sellus WILDER	0	0.00%	0	0.00%	12	7.74%	12	7.74%
	Jim GRAY	0	0.00%	0	0.00%	61	39.35%	61	39.35%
	Cast Votes:	0	0.00%	0	0.00%	155	85.16%	155	85.16%
	Over Votes:	0	0.00%	0	0.00%	0	0.00%	0	0.00%
	Under Votes:	0	0.00%	0	0.00%	27	14.84%	27	14.84%
STATE SENATOR 5th Senatorial District, Vote For 1									
	Ricky ALVEY	0	0.00%	0	0.00%	27	15.43%	27	15.43%
	Leslie J. STITH	0	0.00%	0	0.00%	148	84.57%	148	84.57%
	Cast Votes:	0	0.00%	0	0.00%	175	96.15%	175	96.15%
	Over Votes:	0	0.00%	0	0.00%	0	0.00%	0	0.00%
	Under Votes:	0	0.00%	0	0.00%	7	3.85%	7	3.85%

RECEIVED
MAY 26 2016
State Board of Elections

Precinct Report — Unofficial

PRESIDENTIAL PREFERENCE AND REGULAR PRIMARY — OFFICIAL BALLOT FOR MEADE COUNTY — May 17, 2016

05/17/2016 07:35 PM

Total Number of Voters : 4,105 of 0 = 0.00%

Precincts Reporting 20 of 20 = 100.00%

Party	Candidate	Absentee		Early		Election		Total	
Precinct E101 (Ballots Cast: 246)									
UNITED STATES SENATOR, Vote For 1									
	Rand PAUL	0	0.00%	0	0.00%	38	77.55%	38	77.55%
	Stephen Howard SLAUGHTER	0	0.00%	0	0.00%	6	12.24%	6	12.24%
	James R. GOULD	0	0.00%	0	0.00%	5	10.20%	5	10.20%
	Cast Votes:	0	0.00%	0	0.00%	49	100.00%	49	100.00%
	Over Votes:	0	0.00%	0	0.00%	0	0.00%	0	0.00%
	Under Votes:	0	0.00%	0	0.00%	0	0.00%	0	0.00%
PRESIDENT of the UNITED STATES, Vote For 1									
	Martin J. O'MALLEY	0	0.00%	0	0.00%	8	4.21%	8	4.21%
	Bernard "Bernie" SANDERS	0	0.00%	0	0.00%	102	53.68%	102	53.68%
	Hillary CLINTON	0	0.00%	0	0.00%	67	35.26%	67	35.26%
	Roque Rocky DE LA FUENTE	0	0.00%	0	0.00%	2	1.05%	2	1.05%
	"UNCOMMITTED"	0	0.00%	0	0.00%	11	5.79%	11	5.79%
	Cast Votes:	0	0.00%	0	0.00%	190	96.45%	190	96.45%
	Over Votes:	0	0.00%	0	0.00%	2	1.02%	2	1.02%
	Under Votes:	0	0.00%	0	0.00%	5	2.54%	5	2.54%
UNITED STATES SENATOR, Vote For 1									
	Rory HOULIHAN	0	0.00%	0	0.00%	5	2.86%	5	2.86%
	Jeff KENDER	0	0.00%	0	0.00%	8	4.57%	8	4.57%
	Ron LEACH	0	0.00%	0	0.00%	74	42.29%	74	42.29%
	Tom RECKTENWALD	0	0.00%	0	0.00%	8	4.57%	8	4.57%
	Grant T. SHORT	0	0.00%	0	0.00%	5	2.86%	5	2.86%
	Sellus WILDER	0	0.00%	0	0.00%	8	4.57%	8	4.57%
	Jim GRAY	0	0.00%	0	0.00%	67	38.29%	67	38.29%
	Cast Votes:	0	0.00%	0	0.00%	175	88.83%	175	88.83%
	Over Votes:	0	0.00%	0	0.00%	0	0.00%	0	0.00%
	Under Votes:	0	0.00%	0	0.00%	22	11.17%	22	11.17%
STATE SENATOR 5th Senatorial District, Vote For 1									
	Ricky ALVEY	0	0.00%	0	0.00%	34	17.89%	34	17.89%
	Leslie J. STITH	0	0.00%	0	0.00%	156	82.11%	156	82.11%
	Cast Votes:	0	0.00%	0	0.00%	190	96.45%	190	96.45%
	Over Votes:	0	0.00%	0	0.00%	0	0.00%	0	0.00%
	Under Votes:	0	0.00%	0	0.00%	7	3.55%	7	3.55%

RECEIVED
MAY 26 2016

Party	Candidate	Absentee		Early		Election		Total	
Precinct E102 (Ballots Cast: 236)									
UNITED STATES SENATOR, Vote For 1									
	Rand PAUL	0	0.00%	0	0.00%	46	85.19%	46	85.19%
	Stephen Howard SLAUGHTER	0	0.00%	0	0.00%	7	12.96%	7	12.96%
	James R. GOULD	0	0.00%	0	0.00%	1	1.85%	1	1.85%
	Cast Votes:	0	0.00%	0	0.00%	54	100.00%	54	100.00%
	Over Votes:	0	0.00%	0	0.00%	0	0.00%	0	0.00%
	Under Votes:	0	0.00%	0	0.00%	0	0.00%	0	0.00%
PRESIDENT of the UNITED STATES, Vote For 1									
	Martin J. O'MALLEY	0	0.00%	0	0.00%	3	1.68%	3	1.68%
	Bernard "Bernie" SANDERS	0	0.00%	0	0.00%	82	45.81%	82	45.81%
	Hillary CLINTON	0	0.00%	0	0.00%	78	43.58%	78	43.58%
	Roque Rocky DE LA FUENTE	0	0.00%	0	0.00%	1	0.56%	1	0.56%
	"UNCOMMITTED"	0	0.00%	0	0.00%	15	8.38%	15	8.38%
	Cast Votes:	0	0.00%	0	0.00%	179	98.35%	179	98.35%
	Over Votes:	0	0.00%	0	0.00%	0	0.00%	0	0.00%
	Under Votes:	0	0.00%	0	0.00%	3	1.65%	3	1.65%
UNITED STATES SENATOR, Vote For 1									
	Rory HOULIHAN	0	0.00%	0	0.00%	6	3.87%	6	3.87%
	Jeff KENDER	0	0.00%	0	0.00%	4	2.58%	4	2.58%
	Ron LEACH	0	0.00%	0	0.00%	58	37.42%	58	37.42%
	Tom RECKTENWALD	0	0.00%	0	0.00%	9	5.81%	9	5.81%
	Grant T. SHORT	0	0.00%	0	0.00%	6	3.87%	6	3.87%
	Sellus WILDER	0	0.00%	0	0.00%	5	3.23%	5	3.23%
	Jim GRAY	0	0.00%	0	0.00%	67	43.23%	67	43.23%
	Cast Votes:	0	0.00%	0	0.00%	155	85.16%	155	85.16%
	Over Votes:	0	0.00%	0	0.00%	0	0.00%	0	0.00%
	Under Votes:	0	0.00%	0	0.00%	27	14.84%	27	14.84%
STATE SENATOR 5th Senatorial District, Vote For 1									
	Ricky ALVEY	0	0.00%	0	0.00%	19	10.92%	19	10.92%
	Leslie J. STITH	0	0.00%	0	0.00%	155	89.08%	155	89.08%
	Cast Votes:	0	0.00%	0	0.00%	174	95.60%	174	95.60%
	Over Votes:	0	0.00%	0	0.00%	0	0.00%	0	0.00%
	Under Votes:	0	0.00%	0	0.00%	8	4.40%	8	4.40%

RECEIVED
MAY 26 2016

Precinct Report — Unofficial

PRESIDENTIAL PREFERENCE AND REGULAR PRIMARY — OFFICIAL BALLOT FOR MEADE COUNTY — May 17, 2016

05/17/2016 07:35 PM

Total Number of Voters : 4,105 of 0 = 0.00%

Precincts Reporting 20 of 20 = 100.00%

Party	Candidate	Absentee		Early		Election		Total	
Precinct E103 (Ballots Cast: 185)									
UNITED STATES SENATOR, Vote For 1									
	Rand PAUL	0	0.00%	0	0.00%	54	85.71%	54	85.71%
	Stephen Howard SLAUGHTER	0	0.00%	0	0.00%	7	11.11%	7	11.11%
	James R. GOULD	0	0.00%	0	0.00%	2	3.17%	2	3.17%
	Cast Votes:	0	0.00%	0	0.00%	63	100.00%	63	100.00%
	Over Votes:	0	0.00%	0	0.00%	0	0.00%	0	0.00%
	Under Votes:	0	0.00%	0	0.00%	0	0.00%	0	0.00%
PRESIDENT of the UNITED STATES, Vote For 1									
	Martin J. O'MALLEY	0	0.00%	0	0.00%	1	0.86%	1	0.86%
	Bernard "Bernie" SANDERS	0	0.00%	0	0.00%	59	50.86%	59	50.86%
	Hillary CLINTON	0	0.00%	0	0.00%	52	44.83%	52	44.83%
	Roque Rocky DE LA FUENTE	0	0.00%	0	0.00%	1	0.86%	1	0.86%
	"UNCOMMITTED"	0	0.00%	0	0.00%	3	2.59%	3	2.59%
	Cast Votes:	0	0.00%	0	0.00%	116	95.08%	116	95.08%
	Over Votes:	0	0.00%	0	0.00%	0	0.00%	0	0.00%
	Under Votes:	0	0.00%	0	0.00%	6	4.92%	6	4.92%
UNITED STATES SENATOR, Vote For 1									
	Rory HOULIHAN	0	0.00%	0	0.00%	9	8.49%	9	8.49%
	Jeff KENDER	0	0.00%	0	0.00%	7	6.60%	7	6.60%
	Ron LEACH	0	0.00%	0	0.00%	20	18.87%	20	18.87%
	Tom RECKTENWALD	0	0.00%	0	0.00%	4	3.77%	4	3.77%
	Grant T. SHORT	0	0.00%	0	0.00%	9	8.49%	9	8.49%
	Sellus WILDER	0	0.00%	0	0.00%	8	7.55%	8	7.55%
	Jim GRAY	0	0.00%	0	0.00%	49	46.23%	49	46.23%
	Cast Votes:	0	0.00%	0	0.00%	106	86.89%	106	86.89%
	Over Votes:	0	0.00%	0	0.00%	0	0.00%	0	0.00%
	Under Votes:	0	0.00%	0	0.00%	16	13.11%	16	13.11%
STATE SENATOR 5th Senatorial District, Vote For 1									
	Ricky ALVEY	0	0.00%	0	0.00%	27	22.69%	27	22.69%
	Leslie J. STITH	0	0.00%	0	0.00%	92	77.31%	92	77.31%
	Cast Votes:	0	0.00%	0	0.00%	119	97.54%	119	97.54%
	Over Votes:	0	0.00%	0	0.00%	0	0.00%	0	0.00%
	Under Votes:	0	0.00%	0	0.00%	3	2.46%	3	2.46%

RECEIVED
MAY 26 2016
State Board of Elections

Precinct Report — Unofficial

PRESIDENTIAL PREFERENCE AND REGULAR PRIMARY — OFFICIAL BALLOT FOR MEADE COUNTY — May 17, 2016

05/17/2016 07:35 PM

Total Number of Voters : 4,105 of 0 = 0.00%

Precincts Reporting 20 of 20 = 100.00%

Party	Candidate	Absentee		Early		Election		Total	
Precinct F101 (Ballots Cast: 209)									
UNITED STATES SENATOR, Vote For 1									
	Rand PAUL	0	0.00%	0	0.00%	31	79.49%	31	79.49%
	Stephen Howard SLAUGHTER	0	0.00%	0	0.00%	2	5.13%	2	5.13%
	James R. GOULD	0	0.00%	0	0.00%	6	15.38%	6	15.38%
	Cast Votes:	0	0.00%	0	0.00%	39	100.00%	39	100.00%
	Over Votes:	0	0.00%	0	0.00%	0	0.00%	0	0.00%
	Under Votes:	0	0.00%	0	0.00%	0	0.00%	0	0.00%
PRESIDENT of the UNITED STATES, Vote For 1									
	Martin J. O'MALLEY	0	0.00%	0	0.00%	2	1.18%	2	1.18%
	Bernard "Bernie" SANDERS	0	0.00%	0	0.00%	73	43.20%	73	43.20%
	Hillary CLINTON	0	0.00%	0	0.00%	79	46.75%	79	46.75%
	Roque Rocky DE LA FUENTE	0	0.00%	0	0.00%	1	0.59%	1	0.59%
	"UNCOMMITTED"	0	0.00%	0	0.00%	14	8.28%	14	8.28%
	Cast Votes:	0	0.00%	0	0.00%	169	99.41%	169	99.41%
	Over Votes:	0	0.00%	0	0.00%	0	0.00%	0	0.00%
	Under Votes:	0	0.00%	0	0.00%	1	0.59%	1	0.59%
UNITED STATES SENATOR, Vote For 1									
	Rory HOULIHAN	0	0.00%	0	0.00%	2	1.32%	2	1.32%
	Jeff KENDER	0	0.00%	0	0.00%	9	5.92%	9	5.92%
	Ron LEACH	0	0.00%	0	0.00%	64	42.11%	64	42.11%
	Tom RECKTENWALD	0	0.00%	0	0.00%	4	2.63%	4	2.63%
	Grant T. SHORT	0	0.00%	0	0.00%	3	1.97%	3	1.97%
	Sellus WILDER	0	0.00%	0	0.00%	5	3.29%	5	3.29%
	Jim GRAY	0	0.00%	0	0.00%	65	42.76%	65	42.76%
	Cast Votes:	0	0.00%	0	0.00%	152	89.41%	152	89.41%
	Over Votes:	0	0.00%	0	0.00%	0	0.00%	0	0.00%
	Under Votes:	0	0.00%	0	0.00%	18	10.59%	18	10.59%
STATE SENATOR 5th Senatorial District, Vote For 1									
	Ricky ALVEY	0	0.00%	0	0.00%	41	24.85%	41	24.85%
	Leslie J. STITH	0	0.00%	0	0.00%	124	75.15%	124	75.15%
	Cast Votes:	0	0.00%	0	0.00%	165	97.06%	165	97.06%
	Over Votes:	0	0.00%	0	0.00%	0	0.00%	0	0.00%
	Under Votes:	0	0.00%	0	0.00%	5	2.94%	5	2.94%

RECEIVED
MAY 26 2016
State Board of Elections

Precinct Report — Unofficial

PRESIDENTIAL PREFERENCE AND REGULAR PRIMARY — OFFICIAL BALLOT FOR MEADE COUNTY — May 17, 2016

05/17/2016 07:35 PM

Total Number of Voters : 4,105 of 0 = 0.00%

Precincts Reporting 20 of 20 = 100.00%

Party	Candidate	Absentee		Early		Election		Total	
Precinct F102 (Ballots Cast: 134)									
UNITED STATES SENATOR, Vote For 1									
	Rand PAUL	0	0.00%	0	0.00%	19	76.00%	19	76.00%
	Stephen Howard SLAUGHTER	0	0.00%	0	0.00%	4	16.00%	4	16.00%
	James R. GOULD	0	0.00%	0	0.00%	2	8.00%	2	8.00%
	Cast Votes:	0	0.00%	0	0.00%	25	100.00%	25	100.00%
	Over Votes:	0	0.00%	0	0.00%	0	0.00%	0	0.00%
	Under Votes:	0	0.00%	0	0.00%	0	0.00%	0	0.00%
PRESIDENT of the UNITED STATES, Vote For 1									
	Martin J. O'MALLEY	0	0.00%	0	0.00%	0	0.00%	0	0.00%
	Bernard "Bernie" SANDERS	0	0.00%	0	0.00%	62	56.88%	62	56.88%
	Hillary CLINTON	0	0.00%	0	0.00%	40	36.70%	40	36.70%
	Roque Rocky DE LA FUENTE	0	0.00%	0	0.00%	1	0.92%	1	0.92%
	"UNCOMMITTED"	0	0.00%	0	0.00%	6	5.50%	6	5.50%
	Cast Votes:	0	0.00%	0	0.00%	109	100.00%	109	100.00%
	Over Votes:	0	0.00%	0	0.00%	0	0.00%	0	0.00%
	Under Votes:	0	0.00%	0	0.00%	0	0.00%	0	0.00%
UNITED STATES SENATOR, Vote For 1									
	Rory HOULIHAN	0	0.00%	0	0.00%	0	0.00%	0	0.00%
	Jeff KENDER	0	0.00%	0	0.00%	3	3.13%	3	3.13%
	Ron LEACH	0	0.00%	0	0.00%	42	43.75%	42	43.75%
	Tom RECKTENWALD	0	0.00%	0	0.00%	3	3.13%	3	3.13%
	Grant T. SHORT	0	0.00%	0	0.00%	5	5.21%	5	5.21%
	Sellus WILDER	0	0.00%	0	0.00%	9	9.38%	9	9.38%
	Jim GRAY	0	0.00%	0	0.00%	34	35.42%	34	35.42%
	Cast Votes:	0	0.00%	0	0.00%	96	88.07%	96	88.07%
	Over Votes:	0	0.00%	0	0.00%	0	0.00%	0	0.00%
	Under Votes:	0	0.00%	0	0.00%	13	11.93%	13	11.93%
STATE SENATOR 5th Senatorial District, Vote For 1									
	Ricky ALVEY	0	0.00%	0	0.00%	18	17.14%	18	17.14%
	Leslie J. STITH	0	0.00%	0	0.00%	87	82.86%	87	82.86%
	Cast Votes:	0	0.00%	0	0.00%	105	96.33%	105	96.33%
	Over Votes:	0	0.00%	0	0.00%	0	0.00%	0	0.00%
	Under Votes:	0	0.00%	0	0.00%	4	3.67%	4	3.67%

RECEIVED
MAY 26 2016

Precinct Report — Unofficial

PRESIDENTIAL PREFERENCE AND REGULAR PRIMARY — OFFICIAL BALLOT FOR MEADE COUNTY — May 17, 2016

05/17/2016 07:35 PM

Total Number of Voters : 4,105 of 0 = 0.00%

Precincts Reporting 20 of 20 = 100.00%

Party	Candidate	Absentee		Early		Election		Total	
Precinct F103 (Ballots Cast: 197)									
UNITED STATES SENATOR, Vote For 1									
	Rand PAUL	0	0.00%	0	0.00%	36	94.74%	36	94.74%
	Stephen Howard SLAUGHTER	0	0.00%	0	0.00%	1	2.63%	1	2.63%
	James R. GOULD	0	0.00%	0	0.00%	1	2.63%	1	2.63%
	Cast Votes:	0	0.00%	0	0.00%	38	100.00%	38	100.00%
	Over Votes:	0	0.00%	0	0.00%	0	0.00%	0	0.00%
	Under Votes:	0	0.00%	0	0.00%	0	0.00%	0	0.00%
PRESIDENT of the UNITED STATES, Vote For 1									
	Martin J. O'MALLEY	0	0.00%	0	0.00%	1	0.63%	1	0.63%
	Bernard "Bernie" SANDERS	0	0.00%	0	0.00%	86	54.43%	86	54.43%
	Hillary CLINTON	0	0.00%	0	0.00%	61	38.61%	61	38.61%
	Roque Rocky DE LA FUENTE	0	0.00%	0	0.00%	1	0.63%	1	0.63%
	"UNCOMMITTED"	0	0.00%	0	0.00%	9	5.70%	9	5.70%
	Cast Votes:	0	0.00%	0	0.00%	158	99.37%	158	99.37%
	Over Votes:	0	0.00%	0	0.00%	0	0.00%	0	0.00%
	Under Votes:	0	0.00%	0	0.00%	1	0.63%	1	0.63%
UNITED STATES SENATOR, Vote For 1									
	Rory HOULIHAN	0	0.00%	0	0.00%	2	1.38%	2	1.38%
	Jeff KENDER	0	0.00%	0	0.00%	6	4.14%	6	4.14%
	Ron LEACH	0	0.00%	0	0.00%	57	39.31%	57	39.31%
	Tom RECKTENWALD	0	0.00%	0	0.00%	5	3.45%	5	3.45%
	Grant T. SHORT	0	0.00%	0	0.00%	3	2.07%	3	2.07%
	Sellus WILDER	0	0.00%	0	0.00%	11	7.59%	11	7.59%
	Jim GRAY	0	0.00%	0	0.00%	61	42.07%	61	42.07%
	Cast Votes:	0	0.00%	0	0.00%	145	91.19%	145	91.19%
	Over Votes:	0	0.00%	0	0.00%	0	0.00%	0	0.00%
	Under Votes:	0	0.00%	0	0.00%	14	8.81%	14	8.81%
STATE SENATOR 5th Senatorial District, Vote For 1									
	Ricky ALVEY	0	0.00%	0	0.00%	27	17.65%	27	17.65%
	Leslie J. STITH	0	0.00%	0	0.00%	126	82.35%	126	82.35%
	Cast Votes:	0	0.00%	0	0.00%	153	96.23%	153	96.23%
	Over Votes:	0	0.00%	0	0.00%	0	0.00%	0	0.00%
	Under Votes:	0	0.00%	0	0.00%	6	3.77%	6	3.77%

RECEIVED
MAY 26 2016
State Board of Elections

Precinct Report — Unofficial

PRESIDENTIAL PREFERENCE AND REGULAR PRIMARY — OFFICIAL BALLOT FOR MEADE COUNTY — May 17, 2016

05/17/2016 07:35 PM

Total Number of Voters : 4,105 of 0 = 0.00%

Precincts Reporting 20 of 20 = 100.00%

Party	Candidate	Absentee		Early		Election		Total	
Precinct F104 (Ballots Cast: 164)									
UNITED STATES SENATOR, Vote For 1									
	Rand PAUL	0	0.00%	0	0.00%	22	81.48%	22	81.48%
	Stephen Howard SLAUGHTER	0	0.00%	0	0.00%	2	7.41%	2	7.41%
	James R. GOULD	0	0.00%	0	0.00%	3	11.11%	3	11.11%
	Cast Votes:	0	0.00%	0	0.00%	27	100.00%	27	100.00%
	Over Votes:	0	0.00%	0	0.00%	0	0.00%	0	0.00%
	Under Votes:	0	0.00%	0	0.00%	0	0.00%	0	0.00%
PRESIDENT of the UNITED STATES, Vote For 1									
	Martin J. O'MALLEY	0	0.00%	0	0.00%	3	2.29%	3	2.29%
	Bernard "Bernie" SANDERS	0	0.00%	0	0.00%	74	56.49%	74	56.49%
	Hillary CLINTON	0	0.00%	0	0.00%	44	33.59%	44	33.59%
	Roque Rocky DE LA FUENTE	0	0.00%	0	0.00%	0	0.00%	0	0.00%
	"UNCOMMITTED"	0	0.00%	0	0.00%	10	7.63%	10	7.63%
	Cast Votes:	0	0.00%	0	0.00%	131	95.62%	131	95.62%
	Over Votes:	0	0.00%	0	0.00%	0	0.00%	0	0.00%
	Under Votes:	0	0.00%	0	0.00%	6	4.38%	6	4.38%
UNITED STATES SENATOR, Vote For 1									
	Rory HOULIHAN	0	0.00%	0	0.00%	6	5.04%	6	5.04%
	Jeff KENDER	0	0.00%	0	0.00%	5	4.20%	5	4.20%
	Ron LEACH	0	0.00%	0	0.00%	51	42.86%	51	42.86%
	Tom RECKTENWALD	0	0.00%	0	0.00%	5	4.20%	5	4.20%
	Grant T. SHORT	0	0.00%	0	0.00%	2	1.68%	2	1.68%
	Sellus WILDER	0	0.00%	0	0.00%	5	4.20%	5	4.20%
	Jim GRAY	0	0.00%	0	0.00%	45	37.82%	45	37.82%
	Cast Votes:	0	0.00%	0	0.00%	119	86.86%	119	86.86%
	Over Votes:	0	0.00%	0	0.00%	0	0.00%	0	0.00%
	Under Votes:	0	0.00%	0	0.00%	18	13.14%	18	13.14%
STATE SENATOR 5th Senatorial District, Vote For 1									
	Ricky ALVEY	0	0.00%	0	0.00%	21	16.28%	21	16.28%
	Leslie J. STITH	0	0.00%	0	0.00%	108	83.72%	108	83.72%
	Cast Votes:	0	0.00%	0	0.00%	129	94.16%	129	94.16%
	Over Votes:	0	0.00%	0	0.00%	0	0.00%	0	0.00%
	Under Votes:	0	0.00%	0	0.00%	8	5.84%	8	5.84%

RECEIVED
MAY 26 2016

Precinct Report — Unofficial

PRESIDENTIAL PREFERENCE AND REGULAR PRIMARY — OFFICIAL BALLOT FOR MEADE COUNTY — May 17, 2016

05/17/2016 07:35 PM

Total Number of Voters : 4,105 of 0 = 0.00%

Precincts Reporting 20 of 20 = 100.00%

Party	Candidate	Absentee		Early		Election		Total	
Precinct F105 (Ballots Cast: 199)									
UNITED STATES SENATOR, Vote For 1									
	Rand PAUL	0	0.00%	0	0.00%	32	94.12%	32	94.12%
	Stephen Howard SLAUGHTER	0	0.00%	0	0.00%	1	2.94%	1	2.94%
	James R. GOULD	0	0.00%	0	0.00%	1	2.94%	1	2.94%
	Cast Votes:	0	0.00%	0	0.00%	34	100.00%	34	100.00%
	Over Votes:	0	0.00%	0	0.00%	0	0.00%	0	0.00%
	Under Votes:	0	0.00%	0	0.00%	0	0.00%	0	0.00%
PRESIDENT of the UNITED STATES, Vote For 1									
	Martin J. O'MALLEY	0	0.00%	0	0.00%	3	1.83%	3	1.83%
	Bernard "Bernie" SANDERS	0	0.00%	0	0.00%	77	46.95%	77	46.95%
	Hillary CLINTON	0	0.00%	0	0.00%	71	43.29%	71	43.29%
	Roque Rocky DE LA FUENTE	0	0.00%	0	0.00%	0	0.00%	0	0.00%
	"UNCOMMITTED"	0	0.00%	0	0.00%	13	7.93%	13	7.93%
	Cast Votes:	0	0.00%	0	0.00%	164	99.39%	164	99.39%
	Over Votes:	0	0.00%	0	0.00%	0	0.00%	0	0.00%
	Under Votes:	0	0.00%	0	0.00%	1	0.61%	1	0.61%
UNITED STATES SENATOR, Vote For 1									
	Rory HOULIHAN	0	0.00%	0	0.00%	1	0.65%	1	0.65%
	Jeff KENDER	0	0.00%	0	0.00%	3	1.95%	3	1.95%
	Ron LEACH	0	0.00%	0	0.00%	56	36.36%	56	36.36%
	Tom RECKTENWALD	0	0.00%	0	0.00%	3	1.95%	3	1.95%
	Grant T. SHORT	0	0.00%	0	0.00%	7	4.55%	7	4.55%
	Sellus WILDER	0	0.00%	0	0.00%	7	4.55%	7	4.55%
	Jim GRAY	0	0.00%	0	0.00%	77	50.00%	77	50.00%
	Cast Votes:	0	0.00%	0	0.00%	154	93.33%	154	93.33%
	Over Votes:	0	0.00%	0	0.00%	0	0.00%	0	0.00%
	Under Votes:	0	0.00%	0	0.00%	11	6.67%	11	6.67%
STATE SENATOR 5th Senatorial District, Vote For 1									
	Ricky ALVEY	0	0.00%	0	0.00%	34	21.12%	34	21.12%
	Leslie J. STITH	0	0.00%	0	0.00%	127	78.88%	127	78.88%
	Cast Votes:	0	0.00%	0	0.00%	161	97.58%	161	97.58%
	Over Votes:	0	0.00%	0	0.00%	0	0.00%	0	0.00%
	Under Votes:	0	0.00%	0	0.00%	4	2.42%	4	2.42%

RECEIVED
MAY 2 9 20[illegible]
State Board of Elections

Precinct Report — Unofficial

PRESIDENTIAL PREFERENCE AND REGULAR PRIMARY — OFFICIAL BALLOT FOR MEADE COUNTY — May 17, 2016

05/17/2016 07:35 PM

Total Number of Voters : 4,105 of 0 = 0.00%

Precincts Reporting 20 of 20 = 100.00%

Party	Candidate	Absentee		Early		Election		Total	
Precinct AB (Ballots Cast: 134)									
UNITED STATES SENATOR, Vote For 1									
	Rand PAUL	0	0.00%	0	0.00%	17	80.95%	17	80.95%
	Stephen Howard SLAUGHTER	0	0.00%	0	0.00%	3	14.29%	3	14.29%
	James R. GOULD	0	0.00%	0	0.00%	1	4.76%	1	4.76%
	Cast Votes:	0	0.00%	0	0.00%	21	100.00%	21	100.00%
	Over Votes:	0	0.00%	0	0.00%	0	0.00%	0	0.00%
	Under Votes:	0	0.00%	0	0.00%	0	0.00%	0	0.00%
PRESIDENT of the UNITED STATES, Vote For 1									
	Martin J. O'MALLEY	0	0.00%	0	0.00%	3	2.80%	3	2.80%
	Bernard "Bernie" SANDERS	0	0.00%	0	0.00%	39	36.45%	39	36.45%
	Hillary CLINTON	0	0.00%	0	0.00%	59	55.14%	59	55.14%
	Roque Rocky DE LA FUENTE	0	0.00%	0	0.00%	0	0.00%	0	0.00%
	"UNCOMMITTED"	0	0.00%	0	0.00%	6	5.61%	6	5.61%
	Cast Votes:	0	0.00%	0	0.00%	107	94.69%	107	94.69%
	Over Votes:	0	0.00%	0	0.00%	0	0.00%	0	0.00%
	Under Votes:	0	0.00%	0	0.00%	6	5.31%	6	5.31%
UNITED STATES SENATOR, Vote For 1									
	Rory HOULIHAN	0	0.00%	0	0.00%	5	5.26%	5	5.26%
	Jeff KENDER	0	0.00%	0	0.00%	5	5.26%	5	5.26%
	Ron LEACH	0	0.00%	0	0.00%	46	48.42%	46	48.42%
	Tom RECKTENWALD	0	0.00%	0	0.00%	2	2.11%	2	2.11%
	Grant T. SHORT	0	0.00%	0	0.00%	2	2.11%	2	2.11%
	Sellus WILDER	0	0.00%	0	0.00%	7	7.37%	7	7.37%
	Jim GRAY	0	0.00%	0	0.00%	28	29.47%	28	29.47%
	Cast Votes:	0	0.00%	0	0.00%	95	84.07%	95	84.07%
	Over Votes:	0	0.00%	0	0.00%	0	0.00%	0	0.00%
	Under Votes:	0	0.00%	0	0.00%	18	15.93%	18	15.93%
STATE SENATOR 5th Senatorial District, Vote For 1									
	Ricky ALVEY	0	0.00%	0	0.00%	16	15.09%	16	15.09%
	Leslie J. STITH	0	0.00%	0	0.00%	90	84.91%	90	84.91%
	Cast Votes:	0	0.00%	0	0.00%	106	93.81%	106	93.81%
	Over Votes:	0	0.00%	0	0.00%	0	0.00%	0	0.00%
	Under Votes:	0	0.00%	0	0.00%	7	6.19%	7	6.19%

Precinct Report — Unofficial

PRESIDENTIAL PREFERENCE AND REGULAR PRIMARY — OFFICIAL BALLOT FOR MEADE COUNTY — May 17, 2016

05/17/2016 07:35 PM

Total Number of Voters : 4,105 of 0 = 0.00%

Precincts Reporting 20 of 20 = 100.00%

Party	Candidate	Absentee		Early		Election		Total	
Precinct A101 (Ballots Cast: 155)									
UNITED STATES SENATOR, Vote For 1									
	Rand PAUL	0	0.00%	0	0.00%	37	88.10%	37	88.10%
	Stephen Howard SLAUGHTER	0	0.00%	0	0.00%	5	11.90%	5	11.90%
	James R. GOULD	0	0.00%	0	0.00%	0	0.00%	0	0.00%
	Cast Votes:	0	0.00%	0	0.00%	42	100.00%	42	100.00%
	Over Votes:	0	0.00%	0	0.00%	0	0.00%	0	0.00%
	Under Votes:	0	0.00%	0	0.00%	0	0.00%	0	0.00%
PRESIDENT of the UNITED STATES, Vote For 1									
	Martin J. O'MALLEY	0	0.00%	0	0.00%	2	1.79%	2	1.79%
	Bernard "Bernie" SANDERS	0	0.00%	0	0.00%	47	41.96%	47	41.96%
	Hillary CLINTON	0	0.00%	0	0.00%	57	50.89%	57	50.89%
	Roque Rocky DE LA FUENTE	0	0.00%	0	0.00%	0	0.00%	0	0.00%
	"UNCOMMITTED"	0	0.00%	0	0.00%	6	5.36%	6	5.36%
	Cast Votes:	0	0.00%	0	0.00%	112	99.12%	112	99.12%
	Over Votes:	0	0.00%	0	0.00%	0	0.00%	0	0.00%
	Under Votes:	0	0.00%	0	0.00%	1	0.88%	1	0.88%
UNITED STATES SENATOR, Vote For 1									
	Rory HOULIHAN	0	0.00%	0	0.00%	11	10.68%	11	10.68%
	Jeff KENDER	0	0.00%	0	0.00%	6	5.83%	6	5.83%
	Ron LEACH	0	0.00%	0	0.00%	23	22.33%	23	22.33%
	Tom RECKTENWALD	0	0.00%	0	0.00%	2	1.94%	2	1.94%
	Grant T. SHORT	0	0.00%	0	0.00%	8	7.77%	8	7.77%
	Sellus WILDER	0	0.00%	0	0.00%	3	2.91%	3	2.91%
	Jim GRAY	0	0.00%	0	0.00%	50	48.54%	50	48.54%
	Cast Votes:	0	0.00%	0	0.00%	103	91.15%	103	91.15%
	Over Votes:	0	0.00%	0	0.00%	1	0.88%	1	0.88%
	Under Votes:	0	0.00%	0	0.00%	9	7.96%	9	7.96%
STATE SENATOR 5th Senatorial District, Vote For 1									
	Ricky ALVEY	0	0.00%	0	0.00%	30	27.78%	30	27.78%
	Leslie J. STITH	0	0.00%	0	0.00%	78	72.22%	78	72.22%
	Cast Votes:	0	0.00%	0	0.00%	108	95.58%	108	95.58%
	Over Votes:	0	0.00%	0	0.00%	0	0.00%	0	0.00%
	Under Votes:	0	0.00%	0	0.00%	5	4.42%	5	4.42%

Precinct Report — Unofficial

PRESIDENTIAL PREFERENCE AND REGULAR PRIMARY — OFFICIAL BALLOT FOR MEADE COUNTY — May 17, 2016

05/17/2016 07:35 PM

Total Number of Voters : 4,105 of 0 = 0.00%

Precincts Reporting 20 of 20 = 100.00%

Party	Candidate	Absentee		Early		Election		Total	
Precinct A102 (Ballots Cast: 98)									
UNITED STATES SENATOR, Vote For 1									
	Rand PAUL	0	0.00%	0	0.00%	19	73.08%	19	73.08%
	Stephen Howard SLAUGHTER	0	0.00%	0	0.00%	2	7.69%	2	7.69%
	James R. GOULD	0	0.00%	0	0.00%	5	19.23%	5	19.23%
	Cast Votes:	0	0.00%	0	0.00%	26	100.00%	26	100.00%
	Over Votes:	0	0.00%	0	0.00%	0	0.00%	0	0.00%
	Under Votes:	0	0.00%	0	0.00%	0	0.00%	0	0.00%
PRESIDENT of the UNITED STATES, Vote For 1									
	Martin J. O'MALLEY	0	0.00%	0	0.00%	1	1.43%	1	1.43%
	Bernard "Bernie" SANDERS	0	0.00%	0	0.00%	37	52.86%	37	52.86%
	Hillary CLINTON	0	0.00%	0	0.00%	29	41.43%	29	41.43%
	Roque Rocky DE LA FUENTE	0	0.00%	0	0.00%	1	1.43%	1	1.43%
	"UNCOMMITTED"	0	0.00%	0	0.00%	2	2.86%	2	2.86%
	Cast Votes:	0	0.00%	0	0.00%	70	97.22%	70	97.22%
	Over Votes:	0	0.00%	0	0.00%	0	0.00%	0	0.00%
	Under Votes:	0	0.00%	0	0.00%	2	2.78%	2	2.78%
UNITED STATES SENATOR, Vote For 1									
	Rory HOULIHAN	0	0.00%	0	0.00%	3	4.55%	3	4.55%
	Jeff KENDER	0	0.00%	0	0.00%	3	4.55%	3	4.55%
	Ron LEACH	0	0.00%	0	0.00%	16	24.24%	16	24.24%
	Tom RECKTENWALD	0	0.00%	0	0.00%	1	1.52%	1	1.52%
	Grant T. SHORT	0	0.00%	0	0.00%	3	4.55%	3	4.55%
	Sellus WILDER	0	0.00%	0	0.00%	9	13.64%	9	13.64%
	Jim GRAY	0	0.00%	0	0.00%	31	46.97%	31	46.97%
	Cast Votes:	0	0.00%	0	0.00%	66	91.67%	66	91.67%
	Over Votes:	0	0.00%	0	0.00%	0	0.00%	0	0.00%
	Under Votes:	0	0.00%	0	0.00%	6	8.33%	6	8.33%
STATE SENATOR 5th Senatorial District, Vote For 1									
	Ricky ALVEY	0	0.00%	0	0.00%	25	37.31%	25	37.31%
	Leslie J. STITH	0	0.00%	0	0.00%	42	62.69%	42	62.69%
	Cast Votes:	0	0.00%	0	0.00%	67	93.06%	67	93.06%
	Over Votes:	0	0.00%	0	0.00%	0	0.00%	0	0.00%
	Under Votes:	0	0.00%	0	0.00%	5	6.94%	5	6.94%

Precinct Report — Unofficial

PRESIDENTIAL PREFERENCE AND REGULAR PRIMARY — OFFICIAL BALLOT FOR MEADE COUNTY — May 17, 2016

05/17/2016 07:35 PM

Total Number of Voters : 4,105 of 0 = 0.00%

Precincts Reporting 20 of 20 = 100.00%

Party	Candidate	Absentee		Early		Election		Total	
Precinct B101 (Ballots Cast: 288)									
UNITED STATES SENATOR, Vote For 1									
	Rand PAUL	0	0.00%	0	0.00%	44	75.86%	44	75.86%
	Stephen Howard SLAUGHTER	0	0.00%	0	0.00%	6	10.34%	6	10.34%
	James R. GOULD	0	0.00%	0	0.00%	8	13.79%	8	13.79%
	Cast Votes:	0	0.00%	0	0.00%	58	100.00%	58	100.00%
	Over Votes:	0	0.00%	0	0.00%	0	0.00%	0	0.00%
	Under Votes:	0	0.00%	0	0.00%	0	0.00%	0	0.00%
PRESIDENT of the UNITED STATES, Vote For 1									
	Martin J. O'MALLEY	0	0.00%	0	0.00%	3	1.35%	3	1.35%
	Bernard "Bernie" SANDERS	0	0.00%	0	0.00%	114	51.12%	114	51.12%
	Hillary CLINTON	0	0.00%	0	0.00%	95	42.60%	95	42.60%
	Roque Rocky DE LA FUENTE	0	0.00%	0	0.00%	1	0.45%	1	0.45%
	"UNCOMMITTED"	0	0.00%	0	0.00%	10	4.48%	10	4.48%
	Cast Votes:	0	0.00%	0	0.00%	223	96.96%	223	96.96%
	Over Votes:	0	0.00%	0	0.00%	0	0.00%	0	0.00%
	Under Votes:	0	0.00%	0	0.00%	7	3.04%	7	3.04%
UNITED STATES SENATOR, Vote For 1									
	Rory HOULIHAN	0	0.00%	0	0.00%	6	2.86%	6	2.86%
	Jeff KENDER	0	0.00%	0	0.00%	7	3.33%	7	3.33%
	Ron LEACH	0	0.00%	0	0.00%	78	37.14%	78	37.14%
	Tom RECKTENWALD	0	0.00%	0	0.00%	9	4.29%	9	4.29%
	Grant T. SHORT	0	0.00%	0	0.00%	10	4.76%	10	4.76%
	Sellus WILDER	0	0.00%	0	0.00%	8	3.81%	8	3.81%
	Jim GRAY	0	0.00%	0	0.00%	92	43.81%	92	43.81%
	Cast Votes:	0	0.00%	0	0.00%	210	91.30%	210	91.30%
	Over Votes:	0	0.00%	0	0.00%	0	0.00%	0	0.00%
	Under Votes:	0	0.00%	0	0.00%	20	8.70%	20	8.70%
STATE SENATOR 5th Senatorial District, Vote For 1									
	Ricky ALVEY	0	0.00%	0	0.00%	34	15.96%	34	15.96%
	Leslie J. STITH	0	0.00%	0	0.00%	179	84.04%	179	84.04%
	Cast Votes:	0	0.00%	0	0.00%	213	92.61%	213	92.61%
	Over Votes:	0	0.00%	0	0.00%	0	0.00%	0	0.00%
	Under Votes:	0	0.00%	0	0.00%	17	7.39%	17	7.39%

Precinct Report — Unofficial

PRESIDENTIAL PREFERENCE AND REGULAR PRIMARY — OFFICIAL BALLOT FOR MEADE COUNTY — May 17, 2016

05/17/2016 07:35 PM

Total Number of Voters : 4,105 of 0 = 0.00%

Precincts Reporting 20 of 20 = 100.00%

Party	Candidate	Absentee		Early		Election		Total	
Precinct B102 (Ballots Cast: 301)									
UNITED STATES SENATOR, Vote For 1									
	Rand PAUL	0	0.00%	0	0.00%	74	88.10%	74	88.10%
	Stephen Howard SLAUGHTER	0	0.00%	0	0.00%	4	4.76%	4	4.76%
	James R. GOULD	0	0.00%	0	0.00%	6	7.14%	6	7.14%
	Cast Votes:	0	0.00%	0	0.00%	84	98.82%	84	98.82%
	Over Votes:	0	0.00%	0	0.00%	0	0.00%	0	0.00%
	Under Votes:	0	0.00%	0	0.00%	1	1.18%	1	1.18%
PRESIDENT of the UNITED STATES, Vote For 1									
	Martin J. O'MALLEY	0	0.00%	0	0.00%	5	2.35%	5	2.35%
	Bernard "Bernie" SANDERS	0	0.00%	0	0.00%	103	48.36%	103	48.36%
	Hillary CLINTON	0	0.00%	0	0.00%	95	44.60%	95	44.60%
	Roque Rocky DE LA FUENTE	0	0.00%	0	0.00%	1	0.47%	1	0.47%
	"UNCOMMITTED"	0	0.00%	0	0.00%	9	4.23%	9	4.23%
	Cast Votes:	0	0.00%	0	0.00%	213	98.61%	213	98.61%
	Over Votes:	0	0.00%	0	0.00%	0	0.00%	0	0.00%
	Under Votes:	0	0.00%	0	0.00%	3	1.39%	3	1.39%
UNITED STATES SENATOR, Vote For 1									
	Rory HOULIHAN	0	0.00%	0	0.00%	5	2.53%	5	2.53%
	Jeff KENDER	0	0.00%	0	0.00%	12	6.06%	12	6.06%
	Ron LEACH	0	0.00%	0	0.00%	69	34.85%	69	34.85%
	Tom RECKTENWALD	0	0.00%	0	0.00%	11	5.56%	11	5.56%
	Grant T. SHORT	0	0.00%	0	0.00%	7	3.54%	7	3.54%
	Sellus WILDER	0	0.00%	0	0.00%	10	5.05%	10	5.05%
	Jim GRAY	0	0.00%	0	0.00%	84	42.42%	84	42.42%
	Cast Votes:	0	0.00%	0	0.00%	198	91.67%	198	91.67%
	Over Votes:	0	0.00%	0	0.00%	0	0.00%	0	0.00%
	Under Votes:	0	0.00%	0	0.00%	18	8.33%	18	8.33%
STATE SENATOR 5th Senatorial District, Vote For 1									
	Ricky ALVEY	0	0.00%	0	0.00%	39	18.93%	39	18.93%
	Leslie J. STITH	0	0.00%	0	0.00%	167	81.07%	167	81.07%
	Cast Votes:	0	0.00%	0	0.00%	206	95.37%	206	95.37%
	Over Votes:	0	0.00%	0	0.00%	0	0.00%	0	0.00%
	Under Votes:	0	0.00%	0	0.00%	10	4.63%	10	4.63%

Precinct Report — Unofficial

PRESIDENTIAL PREFERENCE AND REGULAR PRIMARY — OFFICIAL BALLOT FOR MEADE COUNTY — May 17, 2016

05/17/2016 07:35 PM

Total Number of Voters : 4,105 of 0 = 0.00%

Precincts Reporting 20 of 20 = 100.00%

Party	Candidate	Absentee		Early		Election		Total	
Precinct B103 (Ballots Cast: 133)									
UNITED STATES SENATOR, Vote For 1									
	Rand PAUL	0	0.00%	0	0.00%	34	80.95%	34	80.95%
	Stephen Howard SLAUGHTER	0	0.00%	0	0.00%	5	11.90%	5	11.90%
	James R. GOULD	0	0.00%	0	0.00%	3	7.14%	3	7.14%
	Cast Votes:	0	0.00%	0	0.00%	42	100.00%	42	100.00%
	Over Votes:	0	0.00%	0	0.00%	0	0.00%	0	0.00%
	Under Votes:	0	0.00%	0	0.00%	0	0.00%	0	0.00%
PRESIDENT of the UNITED STATES, Vote For 1									
	Martin J. O'MALLEY	0	0.00%	0	0.00%	0	0.00%	0	0.00%
	Bernard "Bernie" SANDERS	0	0.00%	0	0.00%	51	56.67%	51	56.67%
	Hillary CLINTON	0	0.00%	0	0.00%	32	35.56%	32	35.56%
	Roque Rocky DE LA FUENTE	0	0.00%	0	0.00%	0	0.00%	0	0.00%
	"UNCOMMITTED"	0	0.00%	0	0.00%	7	7.78%	7	7.78%
	Cast Votes:	0	0.00%	0	0.00%	90	98.90%	90	98.90%
	Over Votes:	0	0.00%	0	0.00%	0	0.00%	0	0.00%
	Under Votes:	0	0.00%	0	0.00%	1	1.10%	1	1.10%
UNITED STATES SENATOR, Vote For 1									
	Rory HOULIHAN	0	0.00%	0	0.00%	2	2.35%	2	2.35%
	Jeff KENDER	0	0.00%	0	0.00%	3	3.53%	3	3.53%
	Ron LEACH	0	0.00%	0	0.00%	30	35.29%	30	35.29%
	Tom RECKTENWALD	0	0.00%	0	0.00%	2	2.35%	2	2.35%
	Grant T. SHORT	0	0.00%	0	0.00%	2	2.35%	2	2.35%
	Sellus WILDER	0	0.00%	0	0.00%	8	9.41%	8	9.41%
	Jim GRAY	0	0.00%	0	0.00%	38	44.71%	38	44.71%
	Cast Votes:	0	0.00%	0	0.00%	85	93.41%	85	93.41%
	Over Votes:	0	0.00%	0	0.00%	0	0.00%	0	0.00%
	Under Votes:	0	0.00%	0	0.00%	6	6.59%	6	6.59%
STATE SENATOR 5th Senatorial District, Vote For 1									
	Ricky ALVEY	0	0.00%	0	0.00%	24	26.97%	24	26.97%
	Leslie J. STITH	0	0.00%	0	0.00%	65	73.03%	65	73.03%
	Cast Votes:	0	0.00%	0	0.00%	89	97.80%	89	97.80%
	Over Votes:	0	0.00%	0	0.00%	0	0.00%	0	0.00%
	Under Votes:	0	0.00%	0	0.00%	2	2.20%	2	2.20%

Precinct Report — Unofficial

PRESIDENTIAL PREFERENCE AND REGULAR PRIMARY — OFFICIAL BALLOT FOR MEADE COUNTY — May 17, 2016

05/17/2016 07:35 PM

Total Number of Voters : 4,105 of 0 = 0.00%

Precincts Reporting 20 of 20 = 100.00%

Party	Candidate	Absentee		Early		Election		Total	
Precinct C101 (Ballots Cast: 254)									
UNITED STATES SENATOR, Vote For 1									
	Rand PAUL	0	0.00%	0	0.00%	48	80.00%	48	80.00%
	Stephen Howard SLAUGHTER	0	0.00%	0	0.00%	9	15.00%	9	15.00%
	James R. GOULD	0	0.00%	0	0.00%	3	5.00%	3	5.00%
	Cast Votes:	0	0.00%	0	0.00%	60	100.00%	60	100.00%
	Over Votes:	0	0.00%	0	0.00%	0	0.00%	0	0.00%
	Under Votes:	0	0.00%	0	0.00%	0	0.00%	0	0.00%
PRESIDENT of the UNITED STATES, Vote For 1									
	Martin J. O'MALLEY	0	0.00%	0	0.00%	3	1.58%	3	1.58%
	Bernard "Bernie" SANDERS	0	0.00%	0	0.00%	80	42.11%	80	42.11%
	Hillary CLINTON	0	0.00%	0	0.00%	82	43.16%	82	43.16%
	Roque Rocky DE LA FUENTE	0	0.00%	0	0.00%	5	2.63%	5	2.63%
	"UNCOMMITTED"	0	0.00%	0	0.00%	20	10.53%	20	10.53%
	Cast Votes:	0	0.00%	0	0.00%	190	97.94%	190	97.94%
	Over Votes:	0	0.00%	0	0.00%	0	0.00%	0	0.00%
	Under Votes:	0	0.00%	0	0.00%	4	2.06%	4	2.06%
UNITED STATES SENATOR, Vote For 1									
	Rory HOULIHAN	0	0.00%	0	0.00%	8	5.16%	8	5.16%
	Jeff KENDER	0	0.00%	0	0.00%	6	3.87%	6	3.87%
	Ron LEACH	0	0.00%	0	0.00%	56	36.13%	56	36.13%
	Tom RECKTENWALD	0	0.00%	0	0.00%	6	3.87%	6	3.87%
	Grant T. SHORT	0	0.00%	0	0.00%	2	1.29%	2	1.29%
	Sellus WILDER	0	0.00%	0	0.00%	8	5.16%	8	5.16%
	Jim GRAY	0	0.00%	0	0.00%	69	44.52%	69	44.52%
	Cast Votes:	0	0.00%	0	0.00%	155	79.90%	155	79.90%
	Over Votes:	0	0.00%	0	0.00%	0	0.00%	0	0.00%
	Under Votes:	0	0.00%	0	0.00%	39	20.10%	39	20.10%
STATE SENATOR 5th Senatorial District, Vote For 1									
	Ricky ALVEY	0	0.00%	0	0.00%	28	15.22%	28	15.22%
	Leslie J. STITH	0	0.00%	0	0.00%	156	84.78%	156	84.78%
	Cast Votes:	0	0.00%	0	0.00%	184	94.85%	184	94.85%
	Over Votes:	0	0.00%	0	0.00%	0	0.00%	0	0.00%
	Under Votes:	0	0.00%	0	0.00%	10	5.15%	10	5.15%

Precinct Report — Unofficial

PRESIDENTIAL PREFERENCE AND REGULAR PRIMARY — OFFICIAL BALLOT FOR MEADE COUNTY — May 17, 2016

05/17/2016 07:35 PM

Total Number of Voters : 4,105 of 0 = 0.00%

Precincts Reporting 20 of 20 = 100.00%

Party	Candidate	Absentee		Early		Election		Total	
Precinct C102 (Ballots Cast: 161)									
UNITED STATES SENATOR, Vote For 1									
	Rand PAUL	0	0.00%	0	0.00%	41	75.93%	41	75.93%
	Stephen Howard SLAUGHTER	0	0.00%	0	0.00%	10	18.52%	10	18.52%
	James R. GOULD	0	0.00%	0	0.00%	3	5.56%	3	5.56%
	Cast Votes:	0	0.00%	0	0.00%	54	100.00%	54	100.00%
	Over Votes:	0	0.00%	0	0.00%	0	0.00%	0	0.00%
	Under Votes:	0	0.00%	0	0.00%	0	0.00%	0	0.00%
PRESIDENT of the UNITED STATES, Vote For 1									
	Martin J. O'MALLEY	0	0.00%	0	0.00%	3	2.80%	3	2.80%
	Bernard "Bernie" SANDERS	0	0.00%	0	0.00%	42	39.25%	42	39.25%
	Hillary CLINTON	0	0.00%	0	0.00%	48	44.86%	48	44.86%
	Roque Rocky DE LA FUENTE	0	0.00%	0	0.00%	2	1.87%	2	1.87%
	"UNCOMMITTED"	0	0.00%	0	0.00%	12	11.21%	12	11.21%
	Cast Votes:	0	0.00%	0	0.00%	107	100.00%	107	100.00%
	Over Votes:	0	0.00%	0	0.00%	0	0.00%	0	0.00%
	Under Votes:	0	0.00%	0	0.00%	0	0.00%	0	0.00%
UNITED STATES SENATOR, Vote For 1									
	Rory HOULIHAN	0	0.00%	0	0.00%	2	2.08%	2	2.08%
	Jeff KENDER	0	0.00%	0	0.00%	8	8.33%	8	8.33%
	Ron LEACH	0	0.00%	0	0.00%	27	28.13%	27	28.13%
	Tom RECKTENWALD	0	0.00%	0	0.00%	0	0.00%	0	0.00%
	Grant T. SHORT	0	0.00%	0	0.00%	2	2.08%	2	2.08%
	Sellus WILDER	0	0.00%	0	0.00%	4	4.17%	4	4.17%
	Jim GRAY	0	0.00%	0	0.00%	53	55.21%	53	55.21%
	Cast Votes:	0	0.00%	0	0.00%	96	89.72%	96	89.72%
	Over Votes:	0	0.00%	0	0.00%	0	0.00%	0	0.00%
	Under Votes:	0	0.00%	0	0.00%	11	10.28%	11	10.28%
STATE SENATOR 5th Senatorial District, Vote For 1									
	Ricky ALVEY	0	0.00%	0	0.00%	19	19.00%	19	19.00%
	Leslie J. STITH	0	0.00%	0	0.00%	81	81.00%	81	81.00%
	Cast Votes:	0	0.00%	0	0.00%	100	93.46%	100	93.46%
	Over Votes:	0	0.00%	0	0.00%	0	0.00%	0	0.00%
	Under Votes:	0	0.00%	0	0.00%	7	6.54%	7	6.54%

Total Number of Voters : 4,105 of 0 = 0.00%

Precincts Reporting 20 of 20 = 100.00%

Party	Candidate	Absentee		Early		Election		Total	
Precinct C103 (Ballots Cast: 157)									
UNITED STATES SENATOR, Vote For 1									
	Rand PAUL	0	0.00%	0	0.00%	46	82.14%	46	82.14%
	Stephen Howard SLAUGHTER	0	0.00%	0	0.00%	6	10.71%	6	10.71%
	James R. GOULD	0	0.00%	0	0.00%	4	7.14%	4	7.14%
	Cast Votes:	0	0.00%	0	0.00%	56	100.00%	56	100.00%
	Over Votes:	0	0.00%	0	0.00%	0	0.00%	0	0.00%
	Under Votes:	0	0.00%	0	0.00%	0	0.00%	0	0.00%
PRESIDENT of the UNITED STATES, Vote For 1									
	Martin J. O'MALLEY	0	0.00%	0	0.00%	2	2.00%	2	2.00%
	Bernard "Bernie" SANDERS	0	0.00%	0	0.00%	52	52.00%	52	52.00%
	Hillary CLINTON	0	0.00%	0	0.00%	38	38.00%	38	38.00%
	Roque Rocky DE LA FUENTE	0	0.00%	0	0.00%	2	2.00%	2	2.00%
	"UNCOMMITTED"	0	0.00%	0	0.00%	6	6.00%	6	6.00%
	Cast Votes:	0	0.00%	0	0.00%	100	99.01%	100	99.01%
	Over Votes:	0	0.00%	0	0.00%	0	0.00%	0	0.00%
	Under Votes:	0	0.00%	0	0.00%	1	0.99%	1	0.99%
UNITED STATES SENATOR, Vote For 1									
	Rory HOULIHAN	0	0.00%	0	0.00%	2	2.11%	2	2.11%
	Jeff KENDER	0	0.00%	0	0.00%	5	5.26%	5	5.26%
	Ron LEACH	0	0.00%	0	0.00%	24	25.26%	24	25.26%
	Tom RECKTENWALD	0	0.00%	0	0.00%	4	4.21%	4	4.21%
	Grant T. SHORT	0	0.00%	0	0.00%	6	6.32%	6	6.32%
	Sellus WILDER	0	0.00%	0	0.00%	4	4.21%	4	4.21%
	Jim GRAY	0	0.00%	0	0.00%	50	52.63%	50	52.63%
	Cast Votes:	0	0.00%	0	0.00%	95	94.06%	95	94.06%
	Over Votes:	0	0.00%	0	0.00%	0	0.00%	0	0.00%
	Under Votes:	0	0.00%	0	0.00%	6	5.94%	6	5.94%
STATE SENATOR 5th Senatorial District, Vote For 1									
	Ricky ALVEY	0	0.00%	0	0.00%	28	28.87%	28	28.87%
	Leslie J. STITH	0	0.00%	0	0.00%	69	71.13%	69	71.13%
	Cast Votes:	0	0.00%	0	0.00%	97	96.04%	97	96.04%
	Over Votes:	0	0.00%	0	0.00%	0	0.00%	0	0.00%
	Under Votes:	0	0.00%	0	0.00%	4	3.96%	4	3.96%

Precinct Report — Unofficial

PRESIDENTIAL PREFERENCE AND REGULAR PRIMARY — OFFICIAL BALLOT FOR MEADE COUNTY — May 17, 2016

05/17/2016 07:35 PM

Total Number of Voters : 4,105 of 0 = 0.00%

Precincts Reporting 20 of 20 = 100.00%

Party	Candidate	Absentee		Early		Election		Total	
Precinct D101 (Ballots Cast: 312)									
UNITED STATES SENATOR, Vote For 1									
	Rand PAUL	0	0.00%	0	0.00%	37	77.08%	37	77.08%
	Stephen Howard SLAUGHTER	0	0.00%	0	0.00%	5	10.42%	5	10.42%
	James R. GOULD	0	0.00%	0	0.00%	6	12.50%	6	12.50%
	Cast Votes:	0	0.00%	0	0.00%	48	100.00%	48	100.00%
	Over Votes:	0	0.00%	0	0.00%	0	0.00%	0	0.00%
	Under Votes:	0	0.00%	0	0.00%	0	0.00%	0	0.00%
PRESIDENT of the UNITED STATES, Vote For 1									
	Martin J. O'MALLEY	0	0.00%	0	0.00%	4	1.53%	4	1.53%
	Bernard "Bernie" SANDERS	0	0.00%	0	0.00%	121	46.36%	121	46.36%
	Hillary CLINTON	0	0.00%	0	0.00%	122	46.74%	122	46.74%
	Roque Rocky DE LA FUENTE	0	0.00%	0	0.00%	0	0.00%	0	0.00%
	"UNCOMMITTED"	0	0.00%	0	0.00%	14	5.36%	14	5.36%
	Cast Votes:	0	0.00%	0	0.00%	261	98.86%	261	98.86%
	Over Votes:	0	0.00%	0	0.00%	0	0.00%	0	0.00%
	Under Votes:	0	0.00%	0	0.00%	3	1.14%	3	1.14%
UNITED STATES SENATOR, Vote For 1									
	Rory HOULIHAN	0	0.00%	0	0.00%	5	2.03%	5	2.03%
	Jeff KENDER	0	0.00%	0	0.00%	10	4.07%	10	4.07%
	Ron LEACH	0	0.00%	0	0.00%	98	39.84%	98	39.84%
	Tom RECKTENWALD	0	0.00%	0	0.00%	9	3.66%	9	3.66%
	Grant T. SHORT	0	0.00%	0	0.00%	4	1.63%	4	1.63%
	Sellus WILDER	0	0.00%	0	0.00%	13	5.28%	13	5.28%
	Jim GRAY	0	0.00%	0	0.00%	107	43.50%	107	43.50%
	Cast Votes:	0	0.00%	0	0.00%	246	93.18%	246	93.18%
	Over Votes:	0	0.00%	0	0.00%	0	0.00%	0	0.00%
	Under Votes:	0	0.00%	0	0.00%	18	6.82%	18	6.82%
STATE SENATOR 5th Senatorial District, Vote For 1									
	Ricky ALVEY	0	0.00%	0	0.00%	43	16.80%	43	16.80%
	Leslie J. STITH	0	0.00%	0	0.00%	213	83.20%	213	83.20%
	Cast Votes:	0	0.00%	0	0.00%	256	96.97%	256	96.97%
	Over Votes:	0	0.00%	0	0.00%	0	0.00%	0	0.00%
	Under Votes:	0	0.00%	0	0.00%	8	3.03%	8	3.03%

Precinct Report — Unofficial

PRESIDENTIAL PREFERENCE AND REGULAR PRIMARY — OFFICIAL BALLOT FOR MEADE COUNTY — May 17, 2016

05/17/2016 07:35 PM

Total Number of Voters : 4,105 of 0 = 0.00%

Precincts Reporting 20 of 20 = 100.00%

Party	Candidate	Absentee		Early		Election		Total	
Precinct D102 (Ballots Cast: 321)									
UNITED STATES SENATOR, Vote For 1									
	Rand PAUL	0	0.00%	0	0.00%	48	87.27%	48	87.27%
	Stephen Howard SLAUGHTER	0	0.00%	0	0.00%	4	7.27%	4	7.27%
	James R. GOULD	0	0.00%	0	0.00%	3	5.45%	3	5.45%
	Cast Votes:	0	0.00%	0	0.00%	55	100.00%	55	100.00%
	Over Votes:	0	0.00%	0	0.00%	0	0.00%	0	0.00%
	Under Votes:	0	0.00%	0	0.00%	0	0.00%	0	0.00%
PRESIDENT of the UNITED STATES, Vote For 1									
	Martin J. O'MALLEY	0	0.00%	0	0.00%	10	3.80%	10	3.80%
	Bernard "Bernie" SANDERS	0	0.00%	0	0.00%	139	52.85%	139	52.85%
	Hillary CLINTON	0	0.00%	0	0.00%	102	38.78%	102	38.78%
	Roque Rocky DE LA FUENTE	0	0.00%	0	0.00%	0	0.00%	0	0.00%
	"UNCOMMITTED"	0	0.00%	0	0.00%	12	4.56%	12	4.56%
	Cast Votes:	0	0.00%	0	0.00%	263	98.87%	263	98.87%
	Over Votes:	0	0.00%	0	0.00%	0	0.00%	0	0.00%
	Under Votes:	0	0.00%	0	0.00%	3	1.13%	3	1.13%
UNITED STATES SENATOR, Vote For 1									
	Rory HOULIHAN	0	0.00%	0	0.00%	8	3.45%	8	3.45%
	Jeff KENDER	0	0.00%	0	0.00%	5	2.16%	5	2.16%
	Ron LEACH	0	0.00%	0	0.00%	76	32.76%	76	32.76%
	Tom RECKTENWALD	0	0.00%	0	0.00%	6	2.59%	6	2.59%
	Grant T. SHORT	0	0.00%	0	0.00%	8	3.45%	8	3.45%
	Sellus WILDER	0	0.00%	0	0.00%	9	3.88%	9	3.88%
	Jim GRAY	0	0.00%	0	0.00%	120	51.72%	120	51.72%
	Cast Votes:	0	0.00%	0	0.00%	232	87.22%	232	87.22%
	Over Votes:	0	0.00%	0	0.00%	0	0.00%	0	0.00%
	Under Votes:	0	0.00%	0	0.00%	34	12.78%	34	12.78%
STATE SENATOR 5th Senatorial District, Vote For 1									
	Ricky ALVEY	0	0.00%	0	0.00%	53	20.87%	53	20.87%
	Leslie J. STITH	0	0.00%	0	0.00%	201	79.13%	201	79.13%
	Cast Votes:	0	0.00%	0	0.00%	254	95.49%	254	95.49%
	Over Votes:	0	0.00%	0	0.00%	0	0.00%	0	0.00%
	Under Votes:	0	0.00%	0	0.00%	12	4.51%	12	4.51%

Total Number of Voters : 4,105 of 0 = 0.00%

Precincts Reporting 20 of 20 = 100.00%

Party	Candidate	Absentee		Early		Election		Total	
Precinct D103 (Ballots Cast: 221)									
UNITED STATES SENATOR, Vote For 1									
	Rand PAUL	0	0.00%	0	0.00%	36	94.74%	36	94.74%
	Stephen Howard SLAUGHTER	0	0.00%	0	0.00%	2	5.26%	2	5.26%
	James R. GOULD	0	0.00%	0	0.00%	0	0.00%	0	0.00%
	Cast Votes:	0	0.00%	0	0.00%	38	97.44%	38	97.44%
	Over Votes:	0	0.00%	0	0.00%	0	0.00%	0	0.00%
	Under Votes:	0	0.00%	0	0.00%	1	2.56%	1	2.56%
PRESIDENT of the UNITED STATES, Vote For 1									
	Martin J. O'MALLEY	0	0.00%	0	0.00%	2	1.12%	2	1.12%
	Bernard "Bernie" SANDERS	0	0.00%	0	0.00%	101	56.42%	101	56.42%
	Hillary CLINTON	0	0.00%	0	0.00%	61	34.08%	61	34.08%
	Roque Rocky DE LA FUENTE	0	0.00%	0	0.00%	2	1.12%	2	1.12%
	"UNCOMMITTED"	0	0.00%	0	0.00%	13	7.26%	13	7.26%
	Cast Votes:	0	0.00%	0	0.00%	179	98.35%	179	98.35%
	Over Votes:	0	0.00%	0	0.00%	0	0.00%	0	0.00%
	Under Votes:	0	0.00%	0	0.00%	3	1.65%	3	1.65%
UNITED STATES SENATOR, Vote For 1									
	Rory HOULIHAN	0	0.00%	0	0.00%	5	3.23%	5	3.23%
	Jeff KENDER	0	0.00%	0	0.00%	6	3.87%	6	3.87%
	Ron LEACH	0	0.00%	0	0.00%	57	36.77%	57	36.77%
	Tom RECKTENWALD	0	0.00%	0	0.00%	6	3.87%	6	3.87%
	Grant T. SHORT	0	0.00%	0	0.00%	8	5.16%	8	5.16%
	Sellus WILDER	0	0.00%	0	0.00%	12	7.74%	12	7.74%
	Jim GRAY	0	0.00%	0	0.00%	61	39.35%	61	39.35%
	Cast Votes:	0	0.00%	0	0.00%	155	85.16%	155	85.16%
	Over Votes:	0	0.00%	0	0.00%	0	0.00%	0	0.00%
	Under Votes:	0	0.00%	0	0.00%	27	14.84%	27	14.84%
STATE SENATOR 5th Senatorial District, Vote For 1									
	Ricky ALVEY	0	0.00%	0	0.00%	27	15.43%	27	15.43%
	Leslie J. STITH	0	0.00%	0	0.00%	148	84.57%	148	84.57%
	Cast Votes:	0	0.00%	0	0.00%	175	96.15%	175	96.15%
	Over Votes:	0	0.00%	0	0.00%	0	0.00%	0	0.00%
	Under Votes:	0	0.00%	0	0.00%	7	3.85%	7	3.85%

Precinct Report — Unofficial

PRESIDENTIAL PREFERENCE AND REGULAR PRIMARY — OFFICIAL BALLOT FOR MEADE COUNTY — May 17, 2016

05/17/2016 07:35 PM

Total Number of Voters : 4,105 of 0 = 0.00%

Precincts Reporting 20 of 20 = 100.00%

Party	Candidate	Absentee		Early		Election		Total	
Precinct E101 (Ballots Cast: 246)									
UNITED STATES SENATOR, Vote For 1									
	Rand PAUL	0	0.00%	0	0.00%	38	77.55%	38	77.55%
	Stephen Howard SLAUGHTER	0	0.00%	0	0.00%	6	12.24%	6	12.24%
	James R. GOULD	0	0.00%	0	0.00%	5	10.20%	5	10.20%
	Cast Votes:	0	0.00%	0	0.00%	49	100.00%	49	100.00%
	Over Votes:	0	0.00%	0	0.00%	0	0.00%	0	0.00%
	Under Votes:	0	0.00%	0	0.00%	0	0.00%	0	0.00%
PRESIDENT of the UNITED STATES, Vote For 1									
	Martin J. O'MALLEY	0	0.00%	0	0.00%	8	4.21%	8	4.21%
	Bernard "Bernie" SANDERS	0	0.00%	0	0.00%	102	53.68%	102	53.68%
	Hillary CLINTON	0	0.00%	0	0.00%	67	35.26%	67	35.26%
	Roque Rocky DE LA FUENTE	0	0.00%	0	0.00%	2	1.05%	2	1.05%
	"UNCOMMITTED"	0	0.00%	0	0.00%	11	5.79%	11	5.79%
	Cast Votes:	0	0.00%	0	0.00%	190	96.45%	190	96.45%
	Over Votes:	0	0.00%	0	0.00%	2	1.02%	2	1.02%
	Under Votes:	0	0.00%	0	0.00%	5	2.54%	5	2.54%
UNITED STATES SENATOR, Vote For 1									
	Rory HOULIHAN	0	0.00%	0	0.00%	5	2.86%	5	2.86%
	Jeff KENDER	0	0.00%	0	0.00%	8	4.57%	8	4.57%
	Ron LEACH	0	0.00%	0	0.00%	74	42.29%	74	42.29%
	Tom RECKTENWALD	0	0.00%	0	0.00%	8	4.57%	8	4.57%
	Grant T. SHORT	0	0.00%	0	0.00%	5	2.86%	5	2.86%
	Sellus WILDER	0	0.00%	0	0.00%	8	4.57%	8	4.57%
	Jim GRAY	0	0.00%	0	0.00%	67	38.29%	67	38.29%
	Cast Votes:	0	0.00%	0	0.00%	175	88.83%	175	88.83%
	Over Votes:	0	0.00%	0	0.00%	0	0.00%	0	0.00%
	Under Votes:	0	0.00%	0	0.00%	22	11.17%	22	11.17%
STATE SENATOR 5th Senatorial District, Vote For 1									
	Ricky ALVEY	0	0.00%	0	0.00%	34	17.89%	34	17.89%
	Leslie J. STITH	0	0.00%	0	0.00%	156	82.11%	156	82.11%
	Cast Votes:	0	0.00%	0	0.00%	190	96.45%	190	96.45%
	Over Votes:	0	0.00%	0	0.00%	0	0.00%	0	0.00%
	Under Votes:	0	0.00%	0	0.00%	7	3.55%	7	3.55%

Total Number of Voters : 4,105 of 0 = 0.00%

Precincts Reporting 20 of 20 = 100.00%

Party	Candidate	Absentee		Early		Election		Total	
Precinct E102 (Ballots Cast: 236)									
UNITED STATES SENATOR, Vote For 1									
	Rand PAUL	0	0.00%	0	0.00%	46	85.19%	46	85.19%
	Stephen Howard SLAUGHTER	0	0.00%	0	0.00%	7	12.96%	7	12.96%
	James R. GOULD	0	0.00%	0	0.00%	1	1.85%	1	1.85%
	Cast Votes:	0	0.00%	0	0.00%	54	100.00%	54	100.00%
	Over Votes:	0	0.00%	0	0.00%	0	0.00%	0	0.00%
	Under Votes:	0	0.00%	0	0.00%	0	0.00%	0	0.00%
PRESIDENT of the UNITED STATES, Vote For 1									
	Martin J. O'MALLEY	0	0.00%	0	0.00%	3	1.68%	3	1.68%
	Bernard "Bernie" SANDERS	0	0.00%	0	0.00%	82	45.81%	82	45.81%
	Hillary CLINTON	0	0.00%	0	0.00%	78	43.58%	78	43.58%
	Roque Rocky DE LA FUENTE	0	0.00%	0	0.00%	1	0.56%	1	0.56%
	"UNCOMMITTED"	0	0.00%	0	0.00%	15	8.38%	15	8.38%
	Cast Votes:	0	0.00%	0	0.00%	179	98.35%	179	98.35%
	Over Votes:	0	0.00%	0	0.00%	0	0.00%	0	0.00%
	Under Votes:	0	0.00%	0	0.00%	3	1.65%	3	1.65%
UNITED STATES SENATOR, Vote For 1									
	Rory HOULIHAN	0	0.00%	0	0.00%	6	3.87%	6	3.87%
	Jeff KENDER	0	0.00%	0	0.00%	4	2.58%	4	2.58%
	Ron LEACH	0	0.00%	0	0.00%	58	37.42%	58	37.42%
	Tom RECKTENWALD	0	0.00%	0	0.00%	9	5.81%	9	5.81%
	Grant T. SHORT	0	0.00%	0	0.00%	6	3.87%	6	3.87%
	Sellus WILDER	0	0.00%	0	0.00%	5	3.23%	5	3.23%
	Jim GRAY	0	0.00%	0	0.00%	67	43.23%	67	43.23%
	Cast Votes:	0	0.00%	0	0.00%	155	85.16%	155	85.16%
	Over Votes:	0	0.00%	0	0.00%	0	0.00%	0	0.00%
	Under Votes:	0	0.00%	0	0.00%	27	14.84%	27	14.84%
STATE SENATOR 5th Senatorial District, Vote For 1									
	Ricky ALVEY	0	0.00%	0	0.00%	19	10.92%	19	10.92%
	Leslie J. STITH	0	0.00%	0	0.00%	155	89.08%	155	89.08%
	Cast Votes:	0	0.00%	0	0.00%	174	95.60%	174	95.60%
	Over Votes:	0	0.00%	0	0.00%	0	0.00%	0	0.00%
	Under Votes:	0	0.00%	0	0.00%	8	4.40%	8	4.40%

Precinct Report — Unofficial

PRESIDENTIAL PREFERENCE AND REGULAR PRIMARY — OFFICIAL BALLOT FOR MEADE COUNTY — May 17, 2016

05/17/2016 07:35 PM

Total Number of Voters : 4,105 of 0 = 0.00%

Precincts Reporting 20 of 20 = 100.00%

Party	Candidate	Absentee		Early		Election		Total	
Precinct E103 (Ballots Cast: 185)									
UNITED STATES SENATOR, Vote For 1									
	Rand PAUL	0	0.00%	0	0.00%	54	85.71%	54	85.71%
	Stephen Howard SLAUGHTER	0	0.00%	0	0.00%	7	11.11%	7	11.11%
	James R. GOULD	0	0.00%	0	0.00%	2	3.17%	2	3.17%
	Cast Votes:	0	0.00%	0	0.00%	63	100.00%	63	100.00%
	Over Votes:	0	0.00%	0	0.00%	0	0.00%	0	0.00%
	Under Votes:	0	0.00%	0	0.00%	0	0.00%	0	0.00%
PRESIDENT of the UNITED STATES, Vote For 1									
	Martin J. O'MALLEY	0	0.00%	0	0.00%	1	0.86%	1	0.86%
	Bernard "Bernie" SANDERS	0	0.00%	0	0.00%	59	50.86%	59	50.86%
	Hillary CLINTON	0	0.00%	0	0.00%	52	44.83%	52	44.83%
	Roque Rocky DE LA FUENTE	0	0.00%	0	0.00%	1	0.86%	1	0.86%
	"UNCOMMITTED"	0	0.00%	0	0.00%	3	2.59%	3	2.59%
	Cast Votes:	0	0.00%	0	0.00%	116	95.08%	116	95.08%
	Over Votes:	0	0.00%	0	0.00%	0	0.00%	0	0.00%
	Under Votes:	0	0.00%	0	0.00%	6	4.92%	6	4.92%
UNITED STATES SENATOR, Vote For 1									
	Rory HOULIHAN	0	0.00%	0	0.00%	9	8.49%	9	8.49%
	Jeff KENDER	0	0.00%	0	0.00%	7	6.60%	7	6.60%
	Ron LEACH	0	0.00%	0	0.00%	20	18.87%	20	18.87%
	Tom RECKTENWALD	0	0.00%	0	0.00%	4	3.77%	4	3.77%
	Grant T. SHORT	0	0.00%	0	0.00%	9	8.49%	9	8.49%
	Sellus WILDER	0	0.00%	0	0.00%	8	7.55%	8	7.55%
	Jim GRAY	0	0.00%	0	0.00%	49	46.23%	49	46.23%
	Cast Votes:	0	0.00%	0	0.00%	106	86.89%	106	86.89%
	Over Votes:	0	0.00%	0	0.00%	0	0.00%	0	0.00%
	Under Votes:	0	0.00%	0	0.00%	16	13.11%	16	13.11%
STATE SENATOR 5th Senatorial District, Vote For 1									
	Ricky ALVEY	0	0.00%	0	0.00%	27	22.69%	27	22.69%
	Leslie J. STITH	0	0.00%	0	0.00%	92	77.31%	92	77.31%
	Cast Votes:	0	0.00%	0	0.00%	119	97.54%	119	97.54%
	Over Votes:	0	0.00%	0	0.00%	0	0.00%	0	0.00%
	Under Votes:	0	0.00%	0	0.00%	3	2.46%	3	2.46%

Precinct Report — Unofficial

PRESIDENTIAL PREFERENCE AND REGULAR PRIMARY — OFFICIAL BALLOT FOR MEADE COUNTY — May 17, 2016

05/17/2016 07:35 PM

Total Number of Voters : 4,105 of 0 = 0.00%

Precincts Reporting 20 of 20 = 100.00%

Party	Candidate	Absentee		Early		Election		Total	
Precinct F101 (Ballots Cast: 209)									
UNITED STATES SENATOR, Vote For 1									
	Rand PAUL	0	0.00%	0	0.00%	31	79.49%	31	79.49%
	Stephen Howard SLAUGHTER	0	0.00%	0	0.00%	2	5.13%	2	5.13%
	James R. GOULD	0	0.00%	0	0.00%	6	15.38%	6	15.38%
	Cast Votes:	0	0.00%	0	0.00%	39	100.00%	39	100.00%
	Over Votes:	0	0.00%	0	0.00%	0	0.00%	0	0.00%
	Under Votes:	0	0.00%	0	0.00%	0	0.00%	0	0.00%
PRESIDENT of the UNITED STATES, Vote For 1									
	Martin J. O'MALLEY	0	0.00%	0	0.00%	2	1.18%	2	1.18%
	Bernard "Bernie" SANDERS	0	0.00%	0	0.00%	73	43.20%	73	43.20%
	Hillary CLINTON	0	0.00%	0	0.00%	79	46.75%	79	46.75%
	Roque Rocky DE LA FUENTE	0	0.00%	0	0.00%	1	0.59%	1	0.59%
	"UNCOMMITTED"	0	0.00%	0	0.00%	14	8.28%	14	8.28%
	Cast Votes:	0	0.00%	0	0.00%	169	99.41%	169	99.41%
	Over Votes:	0	0.00%	0	0.00%	0	0.00%	0	0.00%
	Under Votes:	0	0.00%	0	0.00%	1	0.59%	1	0.59%
UNITED STATES SENATOR, Vote For 1									
	Rory HOULIHAN	0	0.00%	0	0.00%	2	1.32%	2	1.32%
	Jeff KENDER	0	0.00%	0	0.00%	9	5.92%	9	5.92%
	Ron LEACH	0	0.00%	0	0.00%	64	42.11%	64	42.11%
	Tom RECKTENWALD	0	0.00%	0	0.00%	4	2.63%	4	2.63%
	Grant T. SHORT	0	0.00%	0	0.00%	3	1.97%	3	1.97%
	Sellus WILDER	0	0.00%	0	0.00%	5	3.29%	5	3.29%
	Jim GRAY	0	0.00%	0	0.00%	65	42.76%	65	42.76%
	Cast Votes:	0	0.00%	0	0.00%	152	89.41%	152	89.41%
	Over Votes:	0	0.00%	0	0.00%	0	0.00%	0	0.00%
	Under Votes:	0	0.00%	0	0.00%	18	10.59%	18	10.59%
STATE SENATOR 5th Senatorial District, Vote For 1									
	Ricky ALVEY	0	0.00%	0	0.00%	41	24.85%	41	24.85%
	Leslie J. STITH	0	0.00%	0	0.00%	124	75.15%	124	75.15%
	Cast Votes:	0	0.00%	0	0.00%	165	97.06%	165	97.06%
	Over Votes:	0	0.00%	0	0.00%	0	0.00%	0	0.00%
	Under Votes:	0	0.00%	0	0.00%	5	2.94%	5	2.94%

Total Number of Voters : 4,105 of 0 = 0.00%

Precincts Reporting 20 of 20 = 100.00%

Party	Candidate	Absentee		Early		Election		Total	
Precinct F102 (Ballots Cast: 134)									
UNITED STATES SENATOR, Vote For 1									
	Rand PAUL	0	0.00%	0	0.00%	19	76.00%	19	76.00%
	Stephen Howard SLAUGHTER	0	0.00%	0	0.00%	4	16.00%	4	16.00%
	James R. GOULD	0	0.00%	0	0.00%	2	8.00%	2	8.00%
	Cast Votes:	0	0.00%	0	0.00%	25	100.00%	25	100.00%
	Over Votes:	0	0.00%	0	0.00%	0	0.00%	0	0.00%
	Under Votes:	0	0.00%	0	0.00%	0	0.00%	0	0.00%
PRESIDENT of the UNITED STATES, Vote For 1									
	Martin J. O'MALLEY	0	0.00%	0	0.00%	0	0.00%	0	0.00%
	Bernard "Bernie" SANDERS	0	0.00%	0	0.00%	62	56.88%	62	56.88%
	Hillary CLINTON	0	0.00%	0	0.00%	40	36.70%	40	36.70%
	Roque Rocky DE LA FUENTE	0	0.00%	0	0.00%	1	0.92%	1	0.92%
	"UNCOMMITTED"	0	0.00%	0	0.00%	6	5.50%	6	5.50%
	Cast Votes:	0	0.00%	0	0.00%	109	100.00%	109	100.00%
	Over Votes:	0	0.00%	0	0.00%	0	0.00%	0	0.00%
	Under Votes:	0	0.00%	0	0.00%	0	0.00%	0	0.00%
UNITED STATES SENATOR, Vote For 1									
	Rory HOULIHAN	0	0.00%	0	0.00%	0	0.00%	0	0.00%
	Jeff KENDER	0	0.00%	0	0.00%	3	3.13%	3	3.13%
	Ron LEACH	0	0.00%	0	0.00%	42	43.75%	42	43.75%
	Tom RECKTENWALD	0	0.00%	0	0.00%	3	3.13%	3	3.13%
	Grant T. SHORT	0	0.00%	0	0.00%	5	5.21%	5	5.21%
	Sellus WILDER	0	0.00%	0	0.00%	9	9.38%	9	9.38%
	Jim GRAY	0	0.00%	0	0.00%	34	35.42%	34	35.42%
	Cast Votes:	0	0.00%	0	0.00%	96	88.07%	96	88.07%
	Over Votes:	0	0.00%	0	0.00%	0	0.00%	0	0.00%
	Under Votes:	0	0.00%	0	0.00%	13	11.93%	13	11.93%
STATE SENATOR 5th Senatorial District, Vote For 1									
	Ricky ALVEY	0	0.00%	0	0.00%	18	17.14%	18	17.14%
	Leslie J. STITH	0	0.00%	0	0.00%	87	82.86%	87	82.86%
	Cast Votes:	0	0.00%	0	0.00%	105	96.33%	105	96.33%
	Over Votes:	0	0.00%	0	0.00%	0	0.00%	0	0.00%
	Under Votes:	0	0.00%	0	0.00%	4	3.67%	4	3.67%

Precinct Report — Unofficial

PRESIDENTIAL PREFERENCE AND REGULAR PRIMARY — OFFICIAL BALLOT FOR MEADE COUNTY — May 17, 2016

05/17/2016 07:35 PM

Total Number of Voters : 4,105 of 0 = 0.00%

Precincts Reporting 20 of 20 = 100.00%

Party	Candidate	Absentee		Early		Election		Total	
Precinct F103 (Ballots Cast: 197)									
UNITED STATES SENATOR, Vote For 1									
	Rand PAUL	0	0.00%	0	0.00%	36	94.74%	36	94.74%
	Stephen Howard SLAUGHTER	0	0.00%	0	0.00%	1	2.63%	1	2.63%
	James R. GOULD	0	0.00%	0	0.00%	1	2.63%	1	2.63%
	Cast Votes:	0	0.00%	0	0.00%	38	100.00%	38	100.00%
	Over Votes:	0	0.00%	0	0.00%	0	0.00%	0	0.00%
	Under Votes:	0	0.00%	0	0.00%	0	0.00%	0	0.00%
PRESIDENT of the UNITED STATES, Vote For 1									
	Martin J. O'MALLEY	0	0.00%	0	0.00%	1	0.63%	1	0.63%
	Bernard "Bernie" SANDERS	0	0.00%	0	0.00%	86	54.43%	86	54.43%
	Hillary CLINTON	0	0.00%	0	0.00%	61	38.61%	61	38.61%
	Roque Rocky DE LA FUENTE	0	0.00%	0	0.00%	1	0.63%	1	0.63%
	"UNCOMMITTED"	0	0.00%	0	0.00%	9	5.70%	9	5.70%
	Cast Votes:	0	0.00%	0	0.00%	158	99.37%	158	99.37%
	Over Votes:	0	0.00%	0	0.00%	0	0.00%	0	0.00%
	Under Votes:	0	0.00%	0	0.00%	1	0.63%	1	0.63%
UNITED STATES SENATOR, Vote For 1									
	Rory HOULIHAN	0	0.00%	0	0.00%	2	1.38%	2	1.38%
	Jeff KENDER	0	0.00%	0	0.00%	6	4.14%	6	4.14%
	Ron LEACH	0	0.00%	0	0.00%	57	39.31%	57	39.31%
	Tom RECKTENWALD	0	0.00%	0	0.00%	5	3.45%	5	3.45%
	Grant T. SHORT	0	0.00%	0	0.00%	3	2.07%	3	2.07%
	Sellus WILDER	0	0.00%	0	0.00%	11	7.59%	11	7.59%
	Jim GRAY	0	0.00%	0	0.00%	61	42.07%	61	42.07%
	Cast Votes:	0	0.00%	0	0.00%	145	91.19%	145	91.19%
	Over Votes:	0	0.00%	0	0.00%	0	0.00%	0	0.00%
	Under Votes:	0	0.00%	0	0.00%	14	8.81%	14	8.81%
STATE SENATOR 5th Senatorial District, Vote For 1									
	Ricky ALVEY	0	0.00%	0	0.00%	27	17.65%	27	17.65%
	Leslie J. STITH	0	0.00%	0	0.00%	126	82.35%	126	82.35%
	Cast Votes:	0	0.00%	0	0.00%	153	96.23%	153	96.23%
	Over Votes:	0	0.00%	0	0.00%	0	0.00%	0	0.00%
	Under Votes:	0	0.00%	0	0.00%	6	3.77%	6	3.77%

Total Number of Voters : 4,105 of 0 = 0.00%

Precincts Reporting 20 of 20 = 100.00%

Party	Candidate	Absentee		Early		Election		Total	
Precinct F104 (Ballots Cast: 164)									
UNITED STATES SENATOR, Vote For 1									
	Rand PAUL	0	0.00%	0	0.00%	22	81.48%	22	81.48%
	Stephen Howard SLAUGHTER	0	0.00%	0	0.00%	2	7.41%	2	7.41%
	James R. GOULD	0	0.00%	0	0.00%	3	11.11%	3	11.11%
	Cast Votes:	0	0.00%	0	0.00%	27	100.00%	27	100.00%
	Over Votes:	0	0.00%	0	0.00%	0	0.00%	0	0.00%
	Under Votes:	0	0.00%	0	0.00%	0	0.00%	0	0.00%
PRESIDENT of the UNITED STATES, Vote For 1									
	Martin J. O'MALLEY	0	0.00%	0	0.00%	3	2.29%	3	2.29%
	Bernard "Bernie" SANDERS	0	0.00%	0	0.00%	74	56.49%	74	56.49%
	Hillary CLINTON	0	0.00%	0	0.00%	44	33.59%	44	33.59%
	Roque Rocky DE LA FUENTE	0	0.00%	0	0.00%	0	0.00%	0	0.00%
	"UNCOMMITTED"	0	0.00%	0	0.00%	10	7.63%	10	7.63%
	Cast Votes:	0	0.00%	0	0.00%	131	95.62%	131	95.62%
	Over Votes:	0	0.00%	0	0.00%	0	0.00%	0	0.00%
	Under Votes:	0	0.00%	0	0.00%	6	4.38%	6	4.38%
UNITED STATES SENATOR, Vote For 1									
	Rory HOULIHAN	0	0.00%	0	0.00%	6	5.04%	6	5.04%
	Jeff KENDER	0	0.00%	0	0.00%	5	4.20%	5	4.20%
	Ron LEACH	0	0.00%	0	0.00%	51	42.86%	51	42.86%
	Tom RECKTENWALD	0	0.00%	0	0.00%	5	4.20%	5	4.20%
	Grant T. SHORT	0	0.00%	0	0.00%	2	1.68%	2	1.68%
	Sellus WILDER	0	0.00%	0	0.00%	5	4.20%	5	4.20%
	Jim GRAY	0	0.00%	0	0.00%	45	37.82%	45	37.82%
	Cast Votes:	0	0.00%	0	0.00%	119	86.86%	119	86.86%
	Over Votes:	0	0.00%	0	0.00%	0	0.00%	0	0.00%
	Under Votes:	0	0.00%	0	0.00%	18	13.14%	18	13.14%
STATE SENATOR 5th Senatorial District, Vote For 1									
	Ricky ALVEY	0	0.00%	0	0.00%	21	16.28%	21	16.28%
	Leslie J. STITH	0	0.00%	0	0.00%	108	83.72%	108	83.72%
	Cast Votes:	0	0.00%	0	0.00%	129	94.16%	129	94.16%
	Over Votes:	0	0.00%	0	0.00%	0	0.00%	0	0.00%
	Under Votes:	0	0.00%	0	0.00%	8	5.84%	8	5.84%

Precinct Report — Unofficial

PRESIDENTIAL PREFERENCE AND REGULAR PRIMARY — OFFICIAL BALLOT FOR MEADE COUNTY — May 17, 2016

05/17/2016 07:35 PM

Total Number of Voters : 4,105 of 0 = 0.00%

Precincts Reporting 20 of 20 = 100.00%

Party	Candidate	Absentee		Early		Election		Total	
Precinct F105 (Ballots Cast: 199)									
UNITED STATES SENATOR, Vote For 1									
	Rand PAUL	0	0.00%	0	0.00%	32	94.12%	32	94.12%
	Stephen Howard SLAUGHTER	0	0.00%	0	0.00%	1	2.94%	1	2.94%
	James R. GOULD	0	0.00%	0	0.00%	1	2.94%	1	2.94%
	Cast Votes:	0	0.00%	0	0.00%	34	100.00%	34	100.00%
	Over Votes:	0	0.00%	0	0.00%	0	0.00%	0	0.00%
	Under Votes:	0	0.00%	0	0.00%	0	0.00%	0	0.00%
PRESIDENT of the UNITED STATES, Vote For 1									
	Martin J. O'MALLEY	0	0.00%	0	0.00%	3	1.83%	3	1.83%
	Bernard "Bernie" SANDERS	0	0.00%	0	0.00%	77	46.95%	77	46.95%
	Hillary CLINTON	0	0.00%	0	0.00%	71	43.29%	71	43.29%
	Roque Rocky DE LA FUENTE	0	0.00%	0	0.00%	0	0.00%	0	0.00%
	"UNCOMMITTED"	0	0.00%	0	0.00%	13	7.93%	13	7.93%
	Cast Votes:	0	0.00%	0	0.00%	164	99.39%	164	99.39%
	Over Votes:	0	0.00%	0	0.00%	0	0.00%	0	0.00%
	Under Votes:	0	0.00%	0	0.00%	1	0.61%	1	0.61%
UNITED STATES SENATOR, Vote For 1									
	Rory HOULIHAN	0	0.00%	0	0.00%	1	0.65%	1	0.65%
	Jeff KENDER	0	0.00%	0	0.00%	3	1.95%	3	1.95%
	Ron LEACH	0	0.00%	0	0.00%	56	36.36%	56	36.36%
	Tom RECKTENWALD	0	0.00%	0	0.00%	3	1.95%	3	1.95%
	Grant T. SHORT	0	0.00%	0	0.00%	7	4.55%	7	4.55%
	Sellus WILDER	0	0.00%	0	0.00%	7	4.55%	7	4.55%
	Jim GRAY	0	0.00%	0	0.00%	77	50.00%	77	50.00%
	Cast Votes:	0	0.00%	0	0.00%	154	93.33%	154	93.33%
	Over Votes:	0	0.00%	0	0.00%	0	0.00%	0	0.00%
	Under Votes:	0	0.00%	0	0.00%	11	6.67%	11	6.67%
STATE SENATOR 5th Senatorial District, Vote For 1									
	Ricky ALVEY	0	0.00%	0	0.00%	34	21.12%	34	21.12%
	Leslie J. STITH	0	0.00%	0	0.00%	127	78.88%	127	78.88%
	Cast Votes:	0	0.00%	0	0.00%	161	97.58%	161	97.58%
	Over Votes:	0	0.00%	0	0.00%	0	0.00%	0	0.00%
	Under Votes:	0	0.00%	0	0.00%	4	2.42%	4	2.42%

MENIFEE COUNTY RECAPITULATION MAY 17, 2016 PRIMARY ELECTION

PRIMARY ELECTION

RECEIVED
MAY 26 2016
State Board of Elections

PRECINCT	SLAUGHTER, STEPHEN HOWARD	GOULD, JAMES R	PAUL, RAND	BRILL, ROGER Q	BARR, ANDY	ROBINSON, ALBERT	BRYANT, MICHAEL	O'MALLEY, MARTIN J	SANDERS, BERNARD "BERNIE"	CLINTON, HILLARY	DE LA FUENTE, ROQUE ROCKY	UNCOMMITTED	SHORT, GRANT T	WILDER, SELLUS	GRAY, JIM	HOULIHAN, RORY	KENDER, JEFF	LEACH, RON	RECKTENWALD, TOM	KEMPER, NANCY JO	COBLENZ, MICHAEL	YOUNG, GEOFFREY M "GEOFF"
A 101 FRENCHBURG	4	1	11	1	15	13	3	2	30	30	0	2	2	6	43	1	0	1	2	30	0	14
A 102 FRENCHBURG CITY	0	0	18	0	18	13	5	1	35	34	1	5	7	4	53	1	2	4	3	35	0	23
B 101 WELLINGTON	2	6	44	8	46	34	16	7	93	78	0	11	19	10	133	3	6	6	3	86	0	59
C 101 MEANS	2	0	25	3	24	19	7	3	52	48	1	8	5	9	77	6	2	2	3	54	0	30
D 101 POMEROYTON	0	0	27	0	27	23	3	1	46	52	0	9	10	4	76	1	2	4	2	48	0	30
E 101 MARIBA	1	2	8	1	11	8	4	0	59	43	0	6	5	9	69	7	0	3	2	49	0	32
Paper Absentee Ballot	0	0	1	0	1	1	0	0	2	12	0	2	1	0	16	1	0	0	0	14	0	2
Absentee Machine	0	4	9	2	12	11	3	0	6	14	1	0	2	0	16	1	1	0	1	15	0	5
ABSENTEE TOTAL																						
TOTAL	9	13	143	15	154	122	41	14	323	311	3	43	51	42	483	21	13	20	16	331	0	195

PRIMARY ELECTION
MERCER COUNTY - 2ND. CONG. DIST.
RECAPITULATION SHEET
MAY 17, 2016

Chris Howe Cheryl Monroe
Ed Hollis

	ABSENTEE		208	PERRYVILLE TOLL GATE		676	DIXVILLE		80	ROSE HILL		312	CORNISHVILLE		100	TERRAPIN		157	SALVISA		595	BOHON		389	DUNCAN		118	McAFEE		626	STRINGTOWN		504
	Mail-In	Walk-In	Total	eSlate	eScan	Total	eSlate	eScan	Total	eSlate	eScan	Total	eSlate	eScan	Total	eSlate	eScan	Total	eSlate	eScan	Total	eSlate	eScan	Total	eSlate	eScan	Total	eSlate	eScan	Total	eSlate	eScan	Total
UNITED STATES SENATOR - REP																																	
Rand PAUL	3	24	27	1	104	105	0	9	9	0	38	38	0	17	17	0	17	17	1	58	59	2	68	70	0	26	26	19	90	109	0	89	89
Stephen Howard SLAUGHTER	3	0	3	0	7	7	0	0	0	0	5	5	0	1	1	0	0	0	0	2	2	0	5	5	0	0	0	1	3	4	0	4	4
James R. GOULD	0	1	1	0	5	5	0	0	0	0	1	1	0	0	0	0	1	1	0	3	3	0	3	3	0	1	1	3	3	6	0	6	6
STATE REPRESENTATIVE - 55th Rep. Dist. - REP																																	
Kim KING	6	28	34	1	117	118	0	9	9	0	41	41	0	18	18	0	15	15	1	58	59	2	71	73	0	25	25	20	87	107	0	101	101
Bradley VAUGHAN	0	0	0	0	6	6	0	0	0	0	4	4	0	1	1	0	3	3	0	7	7	0	5	5	0	2	2	3	12	15	0	2	2
PRESIDENT of the UNITED STATES - DEM																																	
Martin J. O'MALLEY	0	0	0	0	4	4	0	0	0	0	0	0	0	0	0	0	1	1	0	5	5	0	4	4	0	2	2	1	1	2	0	5	5
Bernard "Bernie" SANDERS	5	30	35	0	120	120	0	14	14	0	74	74	0	13	13	0	41	41	1	132	133	11	62	73	0	23	23	21	89	110	0	75	75
Hillary CLINTON	16	16	32	2	86	88	0	16	16	0	33	33	0	17	17	0	9	9	0	81	81	0	33	33	0	6	6	14	53	67	0	62	62
Roque Rocky DE LA FUENTE	0	0	0	0	0	0	0	0	0	0	0	0	0	1	1	0	0	0	0	3	3	1	1	2	0	0	0	1	1	2	0	0	0
"UNCOMMITTED"	4	3	7	0	12	12	0	1	1	0	7	7	0	2	2	0	13	13	0	17	17	0	9	9	0	2	2	6	8	14	0	12	12
UNITED STATES SENATOR - DEM																																	
Rory HOULIHAN	0	1	1	0	7	7	0	0	0	0	1	1	0	0	0	0	1	1	0	7	7	3	2	5	0	0	0	3	3	6	0	1	1
Jeff KENDER	0	3	3	0	4	4	0	2	2	0	4	4	0	1	1	0	4	4	1	4	5	0	4	4	0	0	0	1	4	5	0	0	0
Ron LEACH	2	5	7	1	18	19	0	2	2	0	13	13	0	0	0	0	7	7	0	11	11	1	11	12	0	2	2	1	10	11	0	12	12
Tom RECKTENWALD	1	1	2	0	1	1	0	0	0	0	1	1	0	0	0	0	2	2	0	2	2	0	1	1	0	1	1	0	2	2	0	0	0
Grant T. SHORT	1	0	1	0	5	5	0	0	0	0	3	3	0	1	1	0	1	1	0	4	4	1	0	1	0	0	0	2	2	4	0	3	3
Sellus WILDER	0	2	2	0	4	4	0	4	4	0	8	8	0	2	2	0	2	2	0	15	15	1	5	6	0	1	1	1	5	6	0	5	5
Jim GRAY	16	37	53	0	167	167	0	23	23	0	79	79	0	26	26	0	41	41	0	188	188	5	78	83	0	27	27	34	122	156	0	127	127
Total	57	151	208																														

RECEIVED
MAY 25 2016
Mercer Board of Elections

PRIMARY ELECTION
MERCER COUNTY - 2ND. CONG. DIST.
RECAPITULATION SHEET
MAY 17, 2016

	ROBINSON HOUSE		271	NORTH BURGIN		1,049	SOUTH BURGIN		403	COURTHOUSE		383	CHAMBERS HOUSE		437	PASSMORE HOUSE		683	OPERA HOUSE		480	GRAND TOTAL
	eSlate	eScan	Total	eSlate	eScan	Total	eSlate	eScan	Total	eSlate	eScan	Total	eSlate	eScan	Total	eSlate	eScan	Total	eSlate	eScan	Total	
UNITED STATES SENATOR - REP																						
Rand PAUL	15	19	34	44	90	134	0	50	50	0	37	37	1	34	35	12	59	71	1	59	60	991
Stephen Howard SLAUGHTER	0	1	1	5	5	10	0	4	4	0	1	1	0	0	0	0	5	5	0	4	4	56
James R. GOULD	1	1	2	2	5	7	0	3	3	0	0	0	1	2	3	0	4	4	0	3	3	49
STATE REPRESENTATIVE - 55th Rep. Dist. - REP																						
Kim KING	16	18	34	44	94	138	0	49	49	0	36	36	1	36	37	10	67	77	1	60	61	1032
Bradley VAUGHAN	0	3	3	7	7	14	0	8	8	0	3	3	1	2	3	2	3	5	0	7	7	89
PRESIDENT of the UNITED STATES - DEM																						
Martin J. O'MALLEY	0	1	1	4	1	5	0	1	1	0	2	2	0	2	2	3	1	4	0	0		38
Bernard "Bernie" SANDERS	18	33	51	42	80	122	0	85	85	1	55	56	6	88	94	26	106	132	2	78	80	1331
Hillary CLINTON	14	26	40	41	63	104	0	54	54	1	61	62	4	80	84	15	96	111	1	88	89	988
Roque Rocky DE LA FUENTE	3	0	3	0	1	1	0	0	0	0	0	0	0	0	0	0	0	0	0	0		12
"UNCOMMITTED"	2	2	4	3	6	9	0	10	10	0	7	7	0	5	5	2	17	19	0	11	11	161
UNITED STATES SENATOR - DEM																						
Rory HOULIHAN	0	3	3	0	0	0	0	2	2	0	6	6	0	3	3	0	5	5	0	9	9	57
Jeff KENDER	2	0	2	2	4	6	0	6	6	0	4	4	0	3	3	1	6	7	0	1	1	61
Ron LEACH	3	1	4	3	12	15	0	9	9	0	7	7	0	16	16	2	12	14	1	12	13	174
Tom RECKTENWALD	1	0	1	1	0	1	0	2	2	0	3	3	0	2	2	0	5	5	0	0	0	26
Grant T. SHORT	3	7	10	0	3	3	0	1	1	0	4	4	1	2	3	2	5	7	0	3	3	54
Sellus WILDER	1	7	8	5	12	17	0	9	9	0	7	7	0	8	8	2	5	7	0	7	7	118
Jim GRAY	28	42	70	77	115	192	0	109	109	2	86	88	9	130	139	37	173	210	2	135	137	1915

7454 total

RECEIVED
MAY 25 2016
State Board of Elections

RECEIVED
MAY 25 2016
State Board of Elections

PRIMARY ELECTION
METCALFE COUNTY - 1ST. CONG. DIST.
RECAPITULATION SHEET
MAY 17, 2016

	Paper ABSENTEE			EAST EDMONTON			WEST EDMONTON			RANDOLPH-WISDOM			EAST FORK-SPARKS			KNOB LICK			SAVOYARD			CENTER			SULPHUR WELL			SUMMER SHADE			WILLOW SHADE-BEAUMONT			GOOD LUCK-CURTIS			MOORE SPRINGS-FLAT ROCK			GRAND TOTAL
	Mail-In	Walk-In	Total	eSlate	eScan	Total	eSlate	eScan	Total	eSlate	eScan	Total	eSlate	eScan	Total	eSlate	eScan	Total	eSlate	eScan	Total	eSlate	eScan	Total	eSlate	eScan	Total	eSlate	eScan	Total	eSlate	eScan	Total	eSlate	eScan	Total	eSlate	eScan	Total	
UNITED STATES SENATOR - REP																																								
James R. GOULD	5	2	7	0	15		0	7		0	19		0	6		0	6		0	3		0	5		0	6		0	11		0	4		0	17		0	12			118
Rand PAUL	10	19	29	0	79		0	115		1	145		0	29		0	18		0	21		0	46		0	39		0	89		0	44		0	32		0	42			799
Stephen Howard SLAUGHTER	0	1	1	0	4		0	4		0	12		0	2		0	1		0	0		0	1		0	1		0	6		0	1		0	6		0	1			40
U.S. REP. in CONGRESS - 1st Cong. Dist. - REP																																								
Mike PAPE	0	1	1	0	4		0	4		0	11		0	1		0	2		0	0		0	1		0	2		0	5		0	0		0	6		0	5			42
Miles A. CAUGHEY JR.	1	0	1	0	3		0	1		0	3		0	2		0	0		0	0		0	0		0	0		0	5		0	0		0	1		0	1			15
Jason BATTS	2	0	2	0	6		0	1		0	5		0	2		0	2		0	1		0	4		0	1		0	2		0	2		0	10		0	4			41
James R. COMER	14	13	27	0	89		0	129		0	165		1	38		0	32		0	28		0	49		0	44		0	102		0	49		0	104		0	47			910
PRESIDENT of the UNITED STATES - DEM																																								
Martin J. O'MALLEY	0	0	0	0	4		0	0		0	3		0	2		0	2		0	0		0	2		0	3		0	2		0	0		0	2		0	0			20
Bernard "Bernie" SANDERS	9	8	17	0	98		0	66		1	76		1	30		0	39		0	6		0	41		0	49		0	48		0	22		0	39		1	19			582
Hillary CLINTON	21	10	31	0	95		0	78		0	51		0	29		0	33		0	6		0	39		0	46		0	37		0	16		0	32		0	10			506
Roque Rocky DE LA FUENTE	1	1	2	0	0		0	1		0	0		0	0		0	0		0	1		0	1		0	0		0	3		0	0		0	0		0	0			8
"UNCOMMITTED"	1	2	3	0	17		0	8		0	14		0	5		0	13		0	3		0	12		0	6		0	3		0	2		0	9		0	1			98
UNITED STATES SENATOR - DEM																																								
Jim GRAY	16	12	28	0	121		0	103		0	82		1	52		0	48		0	13		0	59		0	53		0	64		0	21		0	46		1	12			715
Rory HOULIHAN	1	1	2	0	6		0	6		0	4		0	2		0	3		0	0		0	3		0	2		0	2		0	2		0	1		0	1			34
Jeff KENDER	2	0	2	0	15		0	8		0	8		0	4		0	9		0	1		0	4		0	8		0	4		0	5		0	6		0	1			75
Ron LEACH	1	3	4	0	13		0	14		1	15		0	9		0	5		0	0		0	9		0	7		0	5		0	2		0	10		0	4			98
Tom RECKTENWALD	0	0	0	0	5		0	0		0	2		0	1		0	1		0	0		0	1		0	3		0	1		0	3		0	1		0	1			19
Grant T. SHORT	1	0	1	0	8		0	3		0	7		0	4		0	3		0	1		0	6		0	0		0	2		0	2		0	5		0	3			45
Sellus WILDER	6	1	7	0	11		0	5		0	7		0	11		0	5		0	0		0	2		0	6		0	4		0	1		0	3		0	4			66
U.S. REP. in CONGRESS - 1st Cong. Dist. - DEM																																								
Tom OSBORNE withdrew																																								
Samuel L. GASKINS	9	5	14	0	86		0	52		1	51		1	39		0	24		0	3		0	28		0	42		0	27		0	18		0	33		1	14			434
DISTRICT JUDGE - 43rd Jud. Dist. (Un.)																																								
Temple DICKINSON	3	4	9	0	20		0	22		0	17		0	7		0	12		0	3		0	17		0	11		0	24		0	11		0	13		0	10			176
Karen Michelle DAVIS	9	4	13	0	51		0	29		1	48		0	24		0	25		0	6		0	27		0	21		0	51		0	32		0	30		0	9			347
Kathyrn M. THOMAS	13	11	24	0	107		0	97		0	112		2	40		0	35		0	13		0	52		0	70		0	96		0	22		0	75		0	26			771
J. Gabriel PENDLETON	9	13	22	0	58		0	69		1	82		0	22		0	24		0	7		0	30		0	19		0	29		0	5		0	30		0	15			413
James I. HOWARD withdrew																																								
Brian K. PACK	6	1	7	0	41		0	42		0	51		0	26		0	20		0	13		0	19		0	20		0	21		0	9		0	33		1	8			317

Cumulative Report — Unofficial

PRESIDENTIAL PREFERENCE AND REGULAR PRIMARY — OFFICIAL BALLOT FOR MONROE COUNTY — May 17, 2016

05/17/2016 06:58 PM

Total Number of Voters : 3,229 of 0 = 0.00%

Precincts Reporting 13 of 13 = 100.00%

Party	Candidate	Absentee		Early		Election		Total	
UNITED STATES SENATOR, Vote For 1									
	James R. GOULD	0	0.00%	0	0.00%	297	11.28%	297	11.28%
	Rand PAUL	0	0.00%	0	0.00%	2,164	82.22%	2,164	82.22%
	Stephen Howard SLAUGHTER	0	0.00%	0	0.00%	171	6.50%	171	6.50%
	Cast Votes:	0	0.00%	0	0.00%	2,632	88.38%	2,632	88.38%
	Over Votes:	0	0.00%	0	0.00%	0	0.00%	0	0.00%
	Under Votes:	0	0.00%	0	0.00%	346	11.62%	346	11.62%
UNITED STATES REPRESENTATIVE in CONGRESS 1st Congressional District, Vote For 1									
	Mike PAPE	0	0.00%	0	0.00%	59	1.99%	59	1.99%
	Miles A. CAUGHEY JR.	0	0.00%	0	0.00%	14	0.47%	14	0.47%
	Jason BATTS	0	0.00%	0	0.00%	39	1.31%	39	1.31%
	James R. COMER	0	0.00%	0	0.00%	2,854	96.22%	2,854	96.22%
	Cast Votes:	0	0.00%	0	0.00%	2,966	99.60%	2,966	99.60%
	Over Votes:	0	0.00%	0	0.00%	1	0.03%	1	0.03%
	Under Votes:	0	0.00%	0	0.00%	11	0.37%	11	0.37%
PRESIDENT of the UNITED STATES, Vote For 1									
	Martin J. O'MALLEY	0	0.00%	0	0.00%	1	0.40%	1	0.40%
	Bernard "Bernie" SANDERS	0	0.00%	0	0.00%	109	43.95%	109	43.95%
	Hillary CLINTON	0	0.00%	0	0.00%	126	50.81%	126	50.81%
	Roque Rocky DE LA FUENTE	0	0.00%	0	0.00%	1	0.40%	1	0.40%
	"UNCOMMITTED"	0	0.00%	0	0.00%	11	4.44%	11	4.44%
	Cast Votes:	0	0.00%	0	0.00%	248	98.80%	248	98.80%
	Over Votes:	0	0.00%	0	0.00%	0	0.00%	0	0.00%
	Under Votes:	0	0.00%	0	0.00%	3	1.20%	3	1.20%
UNITED STATES SENATOR, Vote For 1									
	Jim GRAY	0	0.00%	0	0.00%	125	58.96%	125	58.96%
	Rory HOULIHAN	0	0.00%	0	0.00%	7	3.30%	7	3.30%
	Jeff KENDER	0	0.00%	0	0.00%	16	7.55%	16	7.55%
	Ron LEACH	0	0.00%	0	0.00%	22	10.38%	22	10.38%
	Tom RECKTENWALD	0	0.00%	0	0.00%	9	4.25%	9	4.25%
	Grant T. SHORT	0	0.00%	0	0.00%	14	6.60%	14	6.60%
	Sellus WILDER	0	0.00%	0	0.00%	19	8.96%	19	8.96%
	Cast Votes:	0	0.00%	0	0.00%	212	84.46%	212	84.46%
	Over Votes:	0	0.00%	0	0.00%	0	0.00%	0	0.00%
	Under Votes:	0	0.00%	0	0.00%	39	15.54%	39	15.54%

Cumulative Report — Unofficial

PRESIDENTIAL PREFERENCE AND REGULAR PRIMARY — OFFICIAL BALLOT FOR MONROE COUNTY — May 17, 2016

05/17/2016 06:58 PM

Total Number of Voters : 3,229 of 0 = 0.00%

Precincts Reporting 13 of 13 = 100.00%

Party	Candidate	Absentee		Early		Election		Total	
UNITED STATES REPRESENTATIVE in CONGRESS 1st Congressional District, Vote For 1									
	Tom OSBORNE	0	0.00%	0	0.00%	111	60.00%	111	60.00%
	Samuel L. GASKINS	0	0.00%	0	0.00%	74	40.00%	74	40.00%
	Cast Votes:	0	0.00%	0	0.00%	185	73.71%	185	73.71%
	Over Votes:	0	0.00%	0	0.00%	0	0.00%	0	0.00%
	Under Votes:	0	0.00%	0	0.00%	66	26.29%	66	26.29%

Precinct Report — Unofficial

PRESIDENTIAL PREFERENCE AND REGULAR PRIMARY — OFFICIAL BALLOT FOR MONROE COUNTY — May 17, 2016

05/17/2016 06:59 PM

Total Number of Voters : 3,229 of 0 = 0.00%

Precincts Reporting 13 of 13 = 100.00%

Party	Candidate	Absentee		Early		Election		Total	
Precinct AB (Ballots Cast: 104)									
UNITED STATES SENATOR, Vote For 1									
	James R. GOULD	0	0.00%	0	0.00%	6	6.90%	6	6.90%
	Rand PAUL	0	0.00%	0	0.00%	76	87.36%	76	87.36%
	Stephen Howard SLAUGHTER	0	0.00%	0	0.00%	5	5.75%	5	5.75%
	Cast Votes:	0	0.00%	0	0.00%	87	87.88%	87	87.88%
	Over Votes:	0	0.00%	0	0.00%	0	0.00%	0	0.00%
	Under Votes:	0	0.00%	0	0.00%	12	12.12%	12	12.12%
UNITED STATES REPRESENTATIVE in CONGRESS 1st Congressional District, Vote For 1									
	Mike PAPE	0	0.00%	0	0.00%	0	0.00%	0	0.00%
	Miles A. CAUGHEY JR.	0	0.00%	0	0.00%	0	0.00%	0	0.00%
	Jason BATTS	0	0.00%	0	0.00%	0	0.00%	0	0.00%
	James R. COMER	0	0.00%	0	0.00%	98	100.00%	98	100.00%
	Cast Votes:	0	0.00%	0	0.00%	98	98.99%	98	98.99%
	Over Votes:	0	0.00%	0	0.00%	1	1.01%	1	1.01%
	Under Votes:	0	0.00%	0	0.00%	0	0.00%	0	0.00%
PRESIDENT of the UNITED STATES, Vote For 1									
	Martin J. O'MALLEY	0	0.00%	0	0.00%	0	0.00%	0	0.00%
	Bernard "Bernie" SANDERS	0	0.00%	0	0.00%	1	20.00%	1	20.00%
	Hillary CLINTON	0	0.00%	0	0.00%	4	80.00%	4	80.00%
	Roque Rocky DE LA FUENTE	0	0.00%	0	0.00%	0	0.00%	0	0.00%
	"UNCOMMITTED"	0	0.00%	0	0.00%	0	0.00%	0	0.00%
	Cast Votes:	0	0.00%	0	0.00%	5	100.00%	5	100.00%
	Over Votes:	0	0.00%	0	0.00%	0	0.00%	0	0.00%
	Under Votes:	0	0.00%	0	0.00%	0	0.00%	0	0.00%
UNITED STATES SENATOR, Vote For 1									
	Jim GRAY	0	0.00%	0	0.00%	1	25.00%	1	25.00%
	Rory HOULIHAN	0	0.00%	0	0.00%	0	0.00%	0	0.00%
	Jeff KENDER	0	0.00%	0	0.00%	1	25.00%	1	25.00%
	Ron LEACH	0	0.00%	0	0.00%	2	50.00%	2	50.00%
	Tom RECKTENWALD	0	0.00%	0	0.00%	0	0.00%	0	0.00%
	Grant T. SHORT	0	0.00%	0	0.00%	0	0.00%	0	0.00%
	Sellus WILDER	0	0.00%	0	0.00%	0	0.00%	0	0.00%
	Cast Votes:	0	0.00%	0	0.00%	4	80.00%	4	80.00%
	Over Votes:	0	0.00%	0	0.00%	0	0.00%	0	0.00%
	Under Votes:	0	0.00%	0	0.00%	1	20.00%	1	20.00%

Total Number of Voters : 3,229 of 0 = 0.00%

Precincts Reporting 13 of 13 = 100.00%

Party	Candidate	Absentee		Early		Election		Total	
Precinct AB (Ballots Cast: 104)									
UNITED STATES REPRESENTATIVE in CONGRESS 1st Congressional District, Vote For 1									
	Tom OSBORNE	0	0.00%	0	0.00%	3	75.00%	3	75.00%
	Samuel L. GASKINS	0	0.00%	0	0.00%	1	25.00%	1	25.00%
	Cast Votes:	0	0.00%	0	0.00%	4	80.00%	4	80.00%
	Over Votes:	0	0.00%	0	0.00%	0	0.00%	0	0.00%
	Under Votes:	0	0.00%	0	0.00%	1	20.00%	1	20.00%

Precinct Report — Unofficial

PRESIDENTIAL PREFERENCE AND REGULAR PRIMARY — OFFICIAL BALLOT FOR MONROE COUNTY — May 17, 2016

05/17/2016 06:59 PM

Total Number of Voters : 3,229 of 0 = 0.00%

Precincts Reporting 13 of 13 = 100.00%

Party	Candidate	Absentee		Early		Election		Total	
Precinct A101 (Ballots Cast: 78)									
UNITED STATES SENATOR, Vote For 1									
	James R. GOULD	0	0.00%	0	0.00%	12	21.43%	12	21.43%
	Rand PAUL	0	0.00%	0	0.00%	38	67.86%	38	67.86%
	Stephen Howard SLAUGHTER	0	0.00%	0	0.00%	6	10.71%	6	10.71%
	Cast Votes:	0	0.00%	0	0.00%	56	84.85%	56	84.85%
	Over Votes:	0	0.00%	0	0.00%	0	0.00%	0	0.00%
	Under Votes:	0	0.00%	0	0.00%	10	15.15%	10	15.15%
UNITED STATES REPRESENTATIVE in CONGRESS 1st Congressional District, Vote For 1									
	Mike PAPE	0	0.00%	0	0.00%	0	0.00%	0	0.00%
	Miles A. CAUGHEY JR.	0	0.00%	0	0.00%	0	0.00%	0	0.00%
	Jason BATTS	0	0.00%	0	0.00%	0	0.00%	0	0.00%
	James R. COMER	0	0.00%	0	0.00%	66	100.00%	66	100.00%
	Cast Votes:	0	0.00%	0	0.00%	66	100.00%	66	100.00%
	Over Votes:	0	0.00%	0	0.00%	0	0.00%	0	0.00%
	Under Votes:	0	0.00%	0	0.00%	0	0.00%	0	0.00%
PRESIDENT of the UNITED STATES, Vote For 1									
	Martin J. O'MALLEY	0	0.00%	0	0.00%	0	0.00%	0	0.00%
	Bernard "Bernie" SANDERS	0	0.00%	0	0.00%	4	33.33%	4	33.33%
	Hillary CLINTON	0	0.00%	0	0.00%	8	66.67%	8	66.67%
	Roque Rocky DE LA FUENTE	0	0.00%	0	0.00%	0	0.00%	0	0.00%
	"UNCOMMITTED"	0	0.00%	0	0.00%	0	0.00%	0	0.00%
	Cast Votes:	0	0.00%	0	0.00%	12	100.00%	12	100.00%
	Over Votes:	0	0.00%	0	0.00%	0	0.00%	0	0.00%
	Under Votes:	0	0.00%	0	0.00%	0	0.00%	0	0.00%
UNITED STATES SENATOR, Vote For 1									
	Jim GRAY	0	0.00%	0	0.00%	9	75.00%	9	75.00%
	Rory HOULIHAN	0	0.00%	0	0.00%	0	0.00%	0	0.00%
	Jeff KENDER	0	0.00%	0	0.00%	1	8.33%	1	8.33%
	Ron LEACH	0	0.00%	0	0.00%	2	16.67%	2	16.67%
	Tom RECKTENWALD	0	0.00%	0	0.00%	0	0.00%	0	0.00%
	Grant T. SHORT	0	0.00%	0	0.00%	0	0.00%	0	0.00%
	Sellus WILDER	0	0.00%	0	0.00%	0	0.00%	0	0.00%
	Cast Votes:	0	0.00%	0	0.00%	12	100.00%	12	100.00%
	Over Votes:	0	0.00%	0	0.00%	0	0.00%	0	0.00%
	Under Votes:	0	0.00%	0	0.00%	0	0.00%	0	0.00%

Total Number of Voters : 3,229 of 0 = 0.00%

Precincts Reporting 13 of 13 = 100.00%

Party	Candidate	Absentee		Early		Election		Total	
Precinct A101 (Ballots Cast: 78)									
UNITED STATES REPRESENTATIVE in CONGRESS 1st Congressional District, Vote For 1									
	Tom OSBORNE	0	0.00%	0	0.00%	3	30.00%	3	30.00%
	Samuel L. GASKINS	0	0.00%	0	0.00%	7	70.00%	7	70.00%
	Cast Votes:	0	0.00%	0	0.00%	10	83.33%	10	83.33%
	Over Votes:	0	0.00%	0	0.00%	0	0.00%	0	0.00%
	Under Votes:	0	0.00%	0	0.00%	2	16.67%	2	16.67%

Total Number of Voters : 3,229 of 0 = 0.00%

Precincts Reporting 13 of 13 = 100.00%

Party	Candidate	Absentee		Early		Election		Total	
Precinct A102 (Ballots Cast: 451)									
UNITED STATES SENATOR, Vote For 1									
	James R. GOULD	0	0.00%	0	0.00%	29	7.95%	29	7.95%
	Rand PAUL	0	0.00%	0	0.00%	307	84.11%	307	84.11%
	Stephen Howard SLAUGHTER	0	0.00%	0	0.00%	29	7.95%	29	7.95%
	Cast Votes:	0	0.00%	0	0.00%	365	85.68%	365	85.68%
	Over Votes:	0	0.00%	0	0.00%	0	0.00%	0	0.00%
	Under Votes:	0	0.00%	0	0.00%	61	14.32%	61	14.32%
UNITED STATES REPRESENTATIVE in CONGRESS 1st Congressional District, Vote For 1									
	Mike PAPE	0	0.00%	0	0.00%	3	0.70%	3	0.70%
	Miles A. CAUGHEY JR.	0	0.00%	0	0.00%	0	0.00%	0	0.00%
	Jason BATTS	0	0.00%	0	0.00%	4	0.94%	4	0.94%
	James R. COMER	0	0.00%	0	0.00%	419	98.36%	419	98.36%
	Cast Votes:	0	0.00%	0	0.00%	426	100.00%	426	100.00%
	Over Votes:	0	0.00%	0	0.00%	0	0.00%	0	0.00%
	Under Votes:	0	0.00%	0	0.00%	0	0.00%	0	0.00%
PRESIDENT of the UNITED STATES, Vote For 1									
	Martin J. O'MALLEY	0	0.00%	0	0.00%	0	0.00%	0	0.00%
	Bernard "Bernie" SANDERS	0	0.00%	0	0.00%	13	52.00%	13	52.00%
	Hillary CLINTON	0	0.00%	0	0.00%	9	36.00%	9	36.00%
	Roque Rocky DE LA FUENTE	0	0.00%	0	0.00%	0	0.00%	0	0.00%
	"UNCOMMITTED"	0	0.00%	0	0.00%	3	12.00%	3	12.00%
	Cast Votes:	0	0.00%	0	0.00%	25	100.00%	25	100.00%
	Over Votes:	0	0.00%	0	0.00%	0	0.00%	0	0.00%
	Under Votes:	0	0.00%	0	0.00%	0	0.00%	0	0.00%
UNITED STATES SENATOR, Vote For 1									
	Jim GRAY	0	0.00%	0	0.00%	10	47.62%	10	47.62%
	Rory HOULIHAN	0	0.00%	0	0.00%	1	4.76%	1	4.76%
	Jeff KENDER	0	0.00%	0	0.00%	3	14.29%	3	14.29%
	Ron LEACH	0	0.00%	0	0.00%	3	14.29%	3	14.29%
	Tom RECKTENWALD	0	0.00%	0	0.00%	0	0.00%	0	0.00%
	Grant T. SHORT	0	0.00%	0	0.00%	2	9.52%	2	9.52%
	Sellus WILDER	0	0.00%	0	0.00%	2	9.52%	2	9.52%
	Cast Votes:	0	0.00%	0	0.00%	21	84.00%	21	84.00%
	Over Votes:	0	0.00%	0	0.00%	0	0.00%	0	0.00%
	Under Votes:	0	0.00%	0	0.00%	4	16.00%	4	16.00%

Total Number of Voters : 3,229 of 0 = 0.00%

Precincts Reporting 13 of 13 = 100.00%

Precinct A102 (Ballots Cast: 451)

Party	Candidate	Absentee		Early		Election		Total	
UNITED STATES REPRESENTATIVE in CONGRESS 1st Congressional District, Vote For 1									
	Tom OSBORNE	0	0.00%	0	0.00%	12	63.16%	12	63.16%
	Samuel L. GASKINS	0	0.00%	0	0.00%	7	36.84%	7	36.84%
	Cast Votes:	0	0.00%	0	0.00%	19	76.00%	19	76.00%
	Over Votes:	0	0.00%	0	0.00%	0	0.00%	0	0.00%
	Under Votes:	0	0.00%	0	0.00%	6	24.00%	6	24.00%

Total Number of Voters : 3,229 of 0 = 0.00%

Precincts Reporting 13 of 13 = 100.00%

Party	Candidate	Absentee		Early		Election		Total	
Precinct A103 (Ballots Cast: 71)									
UNITED STATES SENATOR, Vote For 1									
	James R. GOULD	0	0.00%	0	0.00%	3	5.36%	3	5.36%
	Rand PAUL	0	0.00%	0	0.00%	51	91.07%	51	91.07%
	Stephen Howard SLAUGHTER	0	0.00%	0	0.00%	2	3.57%	2	3.57%
	Cast Votes:	0	0.00%	0	0.00%	56	88.89%	56	88.89%
	Over Votes:	0	0.00%	0	0.00%	0	0.00%	0	0.00%
	Under Votes:	0	0.00%	0	0.00%	7	11.11%	7	11.11%
UNITED STATES REPRESENTATIVE in CONGRESS 1st Congressional District, Vote For 1									
	Mike PAPE	0	0.00%	0	0.00%	0	0.00%	0	0.00%
	Miles A. CAUGHEY JR.	0	0.00%	0	0.00%	0	0.00%	0	0.00%
	Jason BATTS	0	0.00%	0	0.00%	0	0.00%	0	0.00%
	James R. COMER	0	0.00%	0	0.00%	63	100.00%	63	100.00%
	Cast Votes:	0	0.00%	0	0.00%	63	100.00%	63	100.00%
	Over Votes:	0	0.00%	0	0.00%	0	0.00%	0	0.00%
	Under Votes:	0	0.00%	0	0.00%	0	0.00%	0	0.00%
PRESIDENT of the UNITED STATES, Vote For 1									
	Martin J. O'MALLEY	0	0.00%	0	0.00%	0	0.00%	0	0.00%
	Bernard "Bernie" SANDERS	0	0.00%	0	0.00%	4	50.00%	4	50.00%
	Hillary CLINTON	0	0.00%	0	0.00%	4	50.00%	4	50.00%
	Roque Rocky DE LA FUENTE	0	0.00%	0	0.00%	0	0.00%	0	0.00%
	"UNCOMMITTED"	0	0.00%	0	0.00%	0	0.00%	0	0.00%
	Cast Votes:	0	0.00%	0	0.00%	8	100.00%	8	100.00%
	Over Votes:	0	0.00%	0	0.00%	0	0.00%	0	0.00%
	Under Votes:	0	0.00%	0	0.00%	0	0.00%	0	0.00%
UNITED STATES SENATOR, Vote For 1									
	Jim GRAY	0	0.00%	0	0.00%	1	16.67%	1	16.67%
	Rory HOULIHAN	0	0.00%	0	0.00%	0	0.00%	0	0.00%
	Jeff KENDER	0	0.00%	0	0.00%	1	16.67%	1	16.67%
	Ron LEACH	0	0.00%	0	0.00%	2	33.33%	2	33.33%
	Tom RECKTENWALD	0	0.00%	0	0.00%	0	0.00%	0	0.00%
	Grant T. SHORT	0	0.00%	0	0.00%	0	0.00%	0	0.00%
	Sellus WILDER	0	0.00%	0	0.00%	2	33.33%	2	33.33%
	Cast Votes:	0	0.00%	0	0.00%	6	75.00%	6	75.00%
	Over Votes:	0	0.00%	0	0.00%	0	0.00%	0	0.00%
	Under Votes:	0	0.00%	0	0.00%	2	25.00%	2	25.00%

Total Number of Voters : 3,229 of 0 = 0.00%

Precincts Reporting 13 of 13 = 100.00%

Party	Candidate	Absentee		Early		Election		Total	
Precinct A103 (Ballots Cast: 71)									
UNITED STATES REPRESENTATIVE in CONGRESS 1st Congressional District, Vote For 1									
	Tom OSBORNE	0	0.00%	0	0.00%	3	50.00%	3	50.00%
	Samuel L. GASKINS	0	0.00%	0	0.00%	3	50.00%	3	50.00%
	Cast Votes:	0	0.00%	0	0.00%	6	75.00%	6	75.00%
	Over Votes:	0	0.00%	0	0.00%	0	0.00%	0	0.00%
	Under Votes:	0	0.00%	0	0.00%	2	25.00%	2	25.00%

Total Number of Voters : 3,229 of 0 = 0.00%

Precincts Reporting 13 of 13 = 100.00%

Party	Candidate	Absentee		Early		Election		Total	
Precinct B101 (Ballots Cast: 330)									
UNITED STATES SENATOR, Vote For 1									
	James R. GOULD	0	0.00%	0	0.00%	37	12.89%	37	12.89%
	Rand PAUL	0	0.00%	0	0.00%	231	80.49%	231	80.49%
	Stephen Howard SLAUGHTER	0	0.00%	0	0.00%	19	6.62%	19	6.62%
	Cast Votes:	0	0.00%	0	0.00%	287	90.82%	287	90.82%
	Over Votes:	0	0.00%	0	0.00%	0	0.00%	0	0.00%
	Under Votes:	0	0.00%	0	0.00%	29	9.18%	29	9.18%
UNITED STATES REPRESENTATIVE in CONGRESS 1st Congressional District, Vote For 1									
	Mike PAPE	0	0.00%	0	0.00%	5	1.59%	5	1.59%
	Miles A. CAUGHEY JR.	0	0.00%	0	0.00%	1	0.32%	1	0.32%
	Jason BATTS	0	0.00%	0	0.00%	5	1.59%	5	1.59%
	James R. COMER	0	0.00%	0	0.00%	304	96.51%	304	96.51%
	Cast Votes:	0	0.00%	0	0.00%	315	99.68%	315	99.68%
	Over Votes:	0	0.00%	0	0.00%	0	0.00%	0	0.00%
	Under Votes:	0	0.00%	0	0.00%	1	0.32%	1	0.32%
PRESIDENT of the UNITED STATES, Vote For 1									
	Martin J. O'MALLEY	0	0.00%	0	0.00%	0	0.00%	0	0.00%
	Bernard "Bernie" SANDERS	0	0.00%	0	0.00%	8	57.14%	8	57.14%
	Hillary CLINTON	0	0.00%	0	0.00%	5	35.71%	5	35.71%
	Roque Rocky DE LA FUENTE	0	0.00%	0	0.00%	0	0.00%	0	0.00%
	"UNCOMMITTED"	0	0.00%	0	0.00%	1	7.14%	1	7.14%
	Cast Votes:	0	0.00%	0	0.00%	14	100.00%	14	100.00%
	Over Votes:	0	0.00%	0	0.00%	0	0.00%	0	0.00%
	Under Votes:	0	0.00%	0	0.00%	0	0.00%	0	0.00%
UNITED STATES SENATOR, Vote For 1									
	Jim GRAY	0	0.00%	0	0.00%	11	91.67%	11	91.67%
	Rory HOULIHAN	0	0.00%	0	0.00%	0	0.00%	0	0.00%
	Jeff KENDER	0	0.00%	0	0.00%	0	0.00%	0	0.00%
	Ron LEACH	0	0.00%	0	0.00%	0	0.00%	0	0.00%
	Tom RECKTENWALD	0	0.00%	0	0.00%	1	8.33%	1	8.33%
	Grant T. SHORT	0	0.00%	0	0.00%	0	0.00%	0	0.00%
	Sellus WILDER	0	0.00%	0	0.00%	0	0.00%	0	0.00%
	Cast Votes:	0	0.00%	0	0.00%	12	85.71%	12	85.71%
	Over Votes:	0	0.00%	0	0.00%	0	0.00%	0	0.00%
	Under Votes:	0	0.00%	0	0.00%	2	14.29%	2	14.29%

Precinct Report — Unofficial

PRESIDENTIAL PREFERENCE AND REGULAR PRIMARY — OFFICIAL BALLOT FOR MONROE COUNTY — May 17, 2016

05/17/2016 06:59 PM

Total Number of Voters : 3,229 of 0 = 0.00%

Precincts Reporting 13 of 13 = 100.00%

Party	Candidate	Absentee		Early		Election		Total	
Precinct B101 (Ballots Cast: 330)									
UNITED STATES REPRESENTATIVE in CONGRESS 1st Congressional District, Vote For 1									
	Tom OSBORNE	0	0.00%	0	0.00%	4	50.00%	4	50.00%
	Samuel L. GASKINS	0	0.00%	0	0.00%	4	50.00%	4	50.00%
	Cast Votes:	0	0.00%	0	0.00%	8	57.14%	8	57.14%
	Over Votes:	0	0.00%	0	0.00%	0	0.00%	0	0.00%
	Under Votes:	0	0.00%	0	0.00%	6	42.86%	6	42.86%

Precinct Report — Unofficial

PRESIDENTIAL PREFERENCE AND REGULAR PRIMARY — OFFICIAL BALLOT FOR MONROE COUNTY — May 17, 2016

05/17/2016 06:59 PM

Total Number of Voters : 3,229 of 0 = 0.00%

Precincts Reporting 13 of 13 = 100.00%

Party	Candidate	Absentee		Early		Election		Total	
Precinct B102 (Ballots Cast: 211)									
UNITED STATES SENATOR, Vote For 1									
	James R. GOULD	0	0.00%	0	0.00%	24	14.81%	24	14.81%
	Rand PAUL	0	0.00%	0	0.00%	121	74.69%	121	74.69%
	Stephen Howard SLAUGHTER	0	0.00%	0	0.00%	17	10.49%	17	10.49%
	Cast Votes:	0	0.00%	0	0.00%	162	87.57%	162	87.57%
	Over Votes:	0	0.00%	0	0.00%	0	0.00%	0	0.00%
	Under Votes:	0	0.00%	0	0.00%	23	12.43%	23	12.43%
UNITED STATES REPRESENTATIVE in CONGRESS 1st Congressional District, Vote For 1									
	Mike PAPE	0	0.00%	0	0.00%	3	1.63%	3	1.63%
	Miles A. CAUGHEY JR.	0	0.00%	0	0.00%	3	1.63%	3	1.63%
	Jason BATTS	0	0.00%	0	0.00%	5	2.72%	5	2.72%
	James R. COMER	0	0.00%	0	0.00%	173	94.02%	173	94.02%
	Cast Votes:	0	0.00%	0	0.00%	184	99.46%	184	99.46%
	Over Votes:	0	0.00%	0	0.00%	0	0.00%	0	0.00%
	Under Votes:	0	0.00%	0	0.00%	1	0.54%	1	0.54%
PRESIDENT of the UNITED STATES, Vote For 1									
	Martin J. O'MALLEY	0	0.00%	0	0.00%	1	3.85%	1	3.85%
	Bernard "Bernie" SANDERS	0	0.00%	0	0.00%	7	26.92%	7	26.92%
	Hillary CLINTON	0	0.00%	0	0.00%	17	65.38%	17	65.38%
	Roque Rocky DE LA FUENTE	0	0.00%	0	0.00%	0	0.00%	0	0.00%
	"UNCOMMITTED"	0	0.00%	0	0.00%	1	3.85%	1	3.85%
	Cast Votes:	0	0.00%	0	0.00%	26	100.00%	26	100.00%
	Over Votes:	0	0.00%	0	0.00%	0	0.00%	0	0.00%
	Under Votes:	0	0.00%	0	0.00%	0	0.00%	0	0.00%
UNITED STATES SENATOR, Vote For 1									
	Jim GRAY	0	0.00%	0	0.00%	12	54.55%	12	54.55%
	Rory HOULIHAN	0	0.00%	0	0.00%	1	4.55%	1	4.55%
	Jeff KENDER	0	0.00%	0	0.00%	2	9.09%	2	9.09%
	Ron LEACH	0	0.00%	0	0.00%	5	22.73%	5	22.73%
	Tom RECKTENWALD	0	0.00%	0	0.00%	0	0.00%	0	0.00%
	Grant T. SHORT	0	0.00%	0	0.00%	1	4.55%	1	4.55%
	Sellus WILDER	0	0.00%	0	0.00%	1	4.55%	1	4.55%
	Cast Votes:	0	0.00%	0	0.00%	22	84.62%	22	84.62%
	Over Votes:	0	0.00%	0	0.00%	0	0.00%	0	0.00%
	Under Votes:	0	0.00%	0	0.00%	4	15.38%	4	15.38%

Precinct Report — Unofficial

PRESIDENTIAL PREFERENCE AND REGULAR PRIMARY — OFFICIAL BALLOT FOR MONROE COUNTY — May 17, 2016

05/17/2016 06:59 PM

Total Number of Voters : 3,229 of 0 = 0.00%

Precincts Reporting 13 of 13 = 100.00%

Party	Candidate	Absentee		Early		Election		Total	
Precinct B102 (Ballots Cast: 211)									
UNITED STATES REPRESENTATIVE in CONGRESS 1st Congressional District, Vote For 1									
	Tom OSBORNE	0	0.00%	0	0.00%	12	60.00%	12	60.00%
	Samuel L. GASKINS	0	0.00%	0	0.00%	8	40.00%	8	40.00%
	Cast Votes:	0	0.00%	0	0.00%	20	76.92%	20	76.92%
	Over Votes:	0	0.00%	0	0.00%	0	0.00%	0	0.00%
	Under Votes:	0	0.00%	0	0.00%	6	23.08%	6	23.08%

Total Number of Voters : 3,229 of 0 = 0.00%

Precincts Reporting 13 of 13 = 100.00%

Party	Candidate	Absentee		Early		Election		Total	
Precinct C101 (Ballots Cast: 315)									
UNITED STATES SENATOR, Vote For 1									
	James R. GOULD	0	0.00%	0	0.00%	26	9.70%	26	9.70%
	Rand PAUL	0	0.00%	0	0.00%	233	86.94%	233	86.94%
	Stephen Howard SLAUGHTER	0	0.00%	0	0.00%	9	3.36%	9	3.36%
	Cast Votes:	0	0.00%	0	0.00%	268	91.47%	268	91.47%
	Over Votes:	0	0.00%	0	0.00%	0	0.00%	0	0.00%
	Under Votes:	0	0.00%	0	0.00%	25	8.53%	25	8.53%
UNITED STATES REPRESENTATIVE in CONGRESS 1st Congressional District, Vote For 1									
	Mike PAPE	0	0.00%	0	0.00%	7	2.41%	7	2.41%
	Miles A. CAUGHEY JR.	0	0.00%	0	0.00%	0	0.00%	0	0.00%
	Jason BATTS	0	0.00%	0	0.00%	9	3.09%	9	3.09%
	James R. COMER	0	0.00%	0	0.00%	275	94.50%	275	94.50%
	Cast Votes:	0	0.00%	0	0.00%	291	99.32%	291	99.32%
	Over Votes:	0	0.00%	0	0.00%	0	0.00%	0	0.00%
	Under Votes:	0	0.00%	0	0.00%	2	0.68%	2	0.68%
PRESIDENT of the UNITED STATES, Vote For 1									
	Martin J. O'MALLEY	0	0.00%	0	0.00%	0	0.00%	0	0.00%
	Bernard "Bernie" SANDERS	0	0.00%	0	0.00%	11	50.00%	11	50.00%
	Hillary CLINTON	0	0.00%	0	0.00%	10	45.45%	10	45.45%
	Roque Rocky DE LA FUENTE	0	0.00%	0	0.00%	0	0.00%	0	0.00%
	"UNCOMMITTED"	0	0.00%	0	0.00%	1	4.55%	1	4.55%
	Cast Votes:	0	0.00%	0	0.00%	22	100.00%	22	100.00%
	Over Votes:	0	0.00%	0	0.00%	0	0.00%	0	0.00%
	Under Votes:	0	0.00%	0	0.00%	0	0.00%	0	0.00%
UNITED STATES SENATOR, Vote For 1									
	Jim GRAY	0	0.00%	0	0.00%	9	52.94%	9	52.94%
	Rory HOULIHAN	0	0.00%	0	0.00%	2	11.76%	2	11.76%
	Jeff KENDER	0	0.00%	0	0.00%	1	5.88%	1	5.88%
	Ron LEACH	0	0.00%	0	0.00%	2	11.76%	2	11.76%
	Tom RECKTENWALD	0	0.00%	0	0.00%	1	5.88%	1	5.88%
	Grant T. SHORT	0	0.00%	0	0.00%	1	5.88%	1	5.88%
	Sellus WILDER	0	0.00%	0	0.00%	1	5.88%	1	5.88%
	Cast Votes:	0	0.00%	0	0.00%	17	77.27%	17	77.27%
	Over Votes:	0	0.00%	0	0.00%	0	0.00%	0	0.00%
	Under Votes:	0	0.00%	0	0.00%	5	22.73%	5	22.73%

Precinct Report — Unofficial

PRESIDENTIAL PREFERENCE AND REGULAR PRIMARY — OFFICIAL BALLOT FOR MONROE COUNTY — May 17, 2016

05/17/2016 06:59 PM

Total Number of Voters : 3,229 of 0 = 0.00%

Precincts Reporting 13 of 13 = 100.00%

Party	Candidate	Absentee		Early		Election		Total	
Precinct C101 (Ballots Cast: 315)									
UNITED STATES REPRESENTATIVE in CONGRESS 1st Congressional District, Vote For 1									
	Tom OSBORNE	0	0.00%	0	0.00%	11	78.57%	11	78.57%
	Samuel L. GASKINS	0	0.00%	0	0.00%	3	21.43%	3	21.43%
	Cast Votes:	0	0.00%	0	0.00%	14	63.64%	14	63.64%
	Over Votes:	0	0.00%	0	0.00%	0	0.00%	0	0.00%
	Under Votes:	0	0.00%	0	0.00%	8	36.36%	8	36.36%

Total Number of Voters : 3,229 of 0 = 0.00%

Precincts Reporting 13 of 13 = 100.00%

Party	Candidate	Absentee		Early		Election		Total	
Precinct C102 (Ballots Cast: 162)									
UNITED STATES SENATOR, Vote For 1									
	James R. GOULD	0	0.00%	0	0.00%	20	15.50%	20	15.50%
	Rand PAUL	0	0.00%	0	0.00%	102	79.07%	102	79.07%
	Stephen Howard SLAUGHTER	0	0.00%	0	0.00%	7	5.43%	7	5.43%
	Cast Votes:	0	0.00%	0	0.00%	129	87.76%	129	87.76%
	Over Votes:	0	0.00%	0	0.00%	0	0.00%	0	0.00%
	Under Votes:	0	0.00%	0	0.00%	18	12.24%	18	12.24%
UNITED STATES REPRESENTATIVE in CONGRESS 1st Congressional District, Vote For 1									
	Mike PAPE	0	0.00%	0	0.00%	1	0.68%	1	0.68%
	Miles A. CAUGHEY JR.	0	0.00%	0	0.00%	0	0.00%	0	0.00%
	Jason BATTS	0	0.00%	0	0.00%	4	2.72%	4	2.72%
	James R. COMER	0	0.00%	0	0.00%	142	96.60%	142	96.60%
	Cast Votes:	0	0.00%	0	0.00%	147	100.00%	147	100.00%
	Over Votes:	0	0.00%	0	0.00%	0	0.00%	0	0.00%
	Under Votes:	0	0.00%	0	0.00%	0	0.00%	0	0.00%
PRESIDENT of the UNITED STATES, Vote For 1									
	Martin J. O'MALLEY	0	0.00%	0	0.00%	0	0.00%	0	0.00%
	Bernard "Bernie" SANDERS	0	0.00%	0	0.00%	5	35.71%	5	35.71%
	Hillary CLINTON	0	0.00%	0	0.00%	9	64.29%	9	64.29%
	Roque Rocky DE LA FUENTE	0	0.00%	0	0.00%	0	0.00%	0	0.00%
	"UNCOMMITTED"	0	0.00%	0	0.00%	0	0.00%	0	0.00%
	Cast Votes:	0	0.00%	0	0.00%	14	93.33%	14	93.33%
	Over Votes:	0	0.00%	0	0.00%	0	0.00%	0	0.00%
	Under Votes:	0	0.00%	0	0.00%	1	6.67%	1	6.67%
UNITED STATES SENATOR, Vote For 1									
	Jim GRAY	0	0.00%	0	0.00%	9	64.29%	9	64.29%
	Rory HOULIHAN	0	0.00%	0	0.00%	0	0.00%	0	0.00%
	Jeff KENDER	0	0.00%	0	0.00%	0	0.00%	0	0.00%
	Ron LEACH	0	0.00%	0	0.00%	2	14.29%	2	14.29%
	Tom RECKTENWALD	0	0.00%	0	0.00%	0	0.00%	0	0.00%
	Grant T. SHORT	0	0.00%	0	0.00%	2	14.29%	2	14.29%
	Sellus WILDER	0	0.00%	0	0.00%	1	7.14%	1	7.14%
	Cast Votes:	0	0.00%	0	0.00%	14	93.33%	14	93.33%
	Over Votes:	0	0.00%	0	0.00%	0	0.00%	0	0.00%
	Under Votes:	0	0.00%	0	0.00%	1	6.67%	1	6.67%

Total Number of Voters : 3,229 of 0 = 0.00%

Precincts Reporting 13 of 13 = 100.00%

Party	Candidate	Absentee		Early		Election		Total	
Precinct C102 (Ballots Cast: 162)									
UNITED STATES REPRESENTATIVE in CONGRESS 1st Congressional District, Vote For 1									
	Tom OSBORNE	0	0.00%	0	0.00%	9	75.00%	9	75.00%
	Samuel L. GASKINS	0	0.00%	0	0.00%	3	25.00%	3	25.00%
	Cast Votes:	0	0.00%	0	0.00%	12	80.00%	12	80.00%
	Over Votes:	0	0.00%	0	0.00%	0	0.00%	0	0.00%
	Under Votes:	0	0.00%	0	0.00%	3	20.00%	3	20.00%

Total Number of Voters : 3,229 of 0 = 0.00%

Precincts Reporting 13 of 13 = 100.00%

Party	Candidate	Absentee		Early		Election		Total	
Precinct C103 (Ballots Cast: 271)									
UNITED STATES SENATOR, Vote For 1									
	James R. GOULD	0	0.00%	0	0.00%	25	11.57%	25	11.57%
	Rand PAUL	0	0.00%	0	0.00%	175	81.02%	175	81.02%
	Stephen Howard SLAUGHTER	0	0.00%	0	0.00%	16	7.41%	16	7.41%
	Cast Votes:	0	0.00%	0	0.00%	216	87.45%	216	87.45%
	Over Votes:	0	0.00%	0	0.00%	0	0.00%	0	0.00%
	Under Votes:	0	0.00%	0	0.00%	31	12.55%	31	12.55%
UNITED STATES REPRESENTATIVE in CONGRESS 1st Congressional District, Vote For 1									
	Mike PAPE	0	0.00%	0	0.00%	10	4.10%	10	4.10%
	Miles A. CAUGHEY JR.	0	0.00%	0	0.00%	2	0.82%	2	0.82%
	Jason BATTS	0	0.00%	0	0.00%	4	1.64%	4	1.64%
	James R. COMER	0	0.00%	0	0.00%	228	93.44%	228	93.44%
	Cast Votes:	0	0.00%	0	0.00%	244	98.79%	244	98.79%
	Over Votes:	0	0.00%	0	0.00%	0	0.00%	0	0.00%
	Under Votes:	0	0.00%	0	0.00%	3	1.21%	3	1.21%
PRESIDENT of the UNITED STATES, Vote For 1									
	Martin J. O'MALLEY	0	0.00%	0	0.00%	0	0.00%	0	0.00%
	Bernard "Bernie" SANDERS	0	0.00%	0	0.00%	11	45.83%	11	45.83%
	Hillary CLINTON	0	0.00%	0	0.00%	13	54.17%	13	54.17%
	Roque Rocky DE LA FUENTE	0	0.00%	0	0.00%	0	0.00%	0	0.00%
	"UNCOMMITTED"	0	0.00%	0	0.00%	0	0.00%	0	0.00%
	Cast Votes:	0	0.00%	0	0.00%	24	100.00%	24	100.00%
	Over Votes:	0	0.00%	0	0.00%	0	0.00%	0	0.00%
	Under Votes:	0	0.00%	0	0.00%	0	0.00%	0	0.00%
UNITED STATES SENATOR, Vote For 1									
	Jim GRAY	0	0.00%	0	0.00%	13	65.00%	13	65.00%
	Rory HOULIHAN	0	0.00%	0	0.00%	1	5.00%	1	5.00%
	Jeff KENDER	0	0.00%	0	0.00%	0	0.00%	0	0.00%
	Ron LEACH	0	0.00%	0	0.00%	0	0.00%	0	0.00%
	Tom RECKTENWALD	0	0.00%	0	0.00%	1	5.00%	1	5.00%
	Grant T. SHORT	0	0.00%	0	0.00%	2	10.00%	2	10.00%
	Sellus WILDER	0	0.00%	0	0.00%	3	15.00%	3	15.00%
	Cast Votes:	0	0.00%	0	0.00%	20	83.33%	20	83.33%
	Over Votes:	0	0.00%	0	0.00%	0	0.00%	0	0.00%
	Under Votes:	0	0.00%	0	0.00%	4	16.67%	4	16.67%

Precinct Report — Unofficial

PRESIDENTIAL PREFERENCE AND REGULAR PRIMARY — OFFICIAL BALLOT FOR MONROE COUNTY — May 17, 2016

05/17/2016 06:59 PM

Total Number of Voters : 3,229 of 0 = 0.00%

Precincts Reporting 13 of 13 = 100.00%

Party	Candidate	Absentee		Early		Election		Total	
Precinct C103 (Ballots Cast: 271)									
UNITED STATES REPRESENTATIVE in CONGRESS 1st Congressional District, Vote For 1									
	Tom OSBORNE	0	0.00%	0	0.00%	12	75.00%	12	75.00%
	Samuel L. GASKINS	0	0.00%	0	0.00%	4	25.00%	4	25.00%
	Cast Votes:	0	0.00%	0	0.00%	16	66.67%	16	66.67%
	Over Votes:	0	0.00%	0	0.00%	0	0.00%	0	0.00%
	Under Votes:	0	0.00%	0	0.00%	8	33.33%	8	33.33%

Precinct Report — Unofficial

PRESIDENTIAL PREFERENCE AND REGULAR PRIMARY — OFFICIAL BALLOT FOR MONROE COUNTY — May 17, 2016

05/17/2016 06:59 PM

Total Number of Voters : 3,229 of 0 = 0.00%

Precincts Reporting 13 of 13 = 100.00%

Party	Candidate	Absentee		Early		Election		Total	
Precinct D101 (Ballots Cast: 294)									
UNITED STATES SENATOR, Vote For 1									
	James R. GOULD	0	0.00%	0	0.00%	26	10.48%	26	10.48%
	Rand PAUL	0	0.00%	0	0.00%	211	85.08%	211	85.08%
	Stephen Howard SLAUGHTER	0	0.00%	0	0.00%	11	4.44%	11	4.44%
	Cast Votes:	0	0.00%	0	0.00%	248	87.94%	248	87.94%
	Over Votes:	0	0.00%	0	0.00%	0	0.00%	0	0.00%
	Under Votes:	0	0.00%	0	0.00%	34	12.06%	34	12.06%
UNITED STATES REPRESENTATIVE in CONGRESS 1st Congressional District, Vote For 1									
	Mike PAPE	0	0.00%	0	0.00%	4	1.42%	4	1.42%
	Miles A. CAUGHEY JR.	0	0.00%	0	0.00%	2	0.71%	2	0.71%
	Jason BATTS	0	0.00%	0	0.00%	1	0.36%	1	0.36%
	James R. COMER	0	0.00%	0	0.00%	274	97.51%	274	97.51%
	Cast Votes:	0	0.00%	0	0.00%	281	99.65%	281	99.65%
	Over Votes:	0	0.00%	0	0.00%	0	0.00%	0	0.00%
	Under Votes:	0	0.00%	0	0.00%	1	0.35%	1	0.35%
PRESIDENT of the UNITED STATES, Vote For 1									
	Martin J. O'MALLEY	0	0.00%	0	0.00%	0	0.00%	0	0.00%
	Bernard "Bernie" SANDERS	0	0.00%	0	0.00%	4	33.33%	4	33.33%
	Hillary CLINTON	0	0.00%	0	0.00%	5	41.67%	5	41.67%
	Roque Rocky DE LA FUENTE	0	0.00%	0	0.00%	0	0.00%	0	0.00%
	"UNCOMMITTED"	0	0.00%	0	0.00%	3	25.00%	3	25.00%
	Cast Votes:	0	0.00%	0	0.00%	12	100.00%	12	100.00%
	Over Votes:	0	0.00%	0	0.00%	0	0.00%	0	0.00%
	Under Votes:	0	0.00%	0	0.00%	0	0.00%	0	0.00%
UNITED STATES SENATOR, Vote For 1									
	Jim GRAY	0	0.00%	0	0.00%	5	50.00%	5	50.00%
	Rory HOULIHAN	0	0.00%	0	0.00%	0	0.00%	0	0.00%
	Jeff KENDER	0	0.00%	0	0.00%	2	20.00%	2	20.00%
	Ron LEACH	0	0.00%	0	0.00%	0	0.00%	0	0.00%
	Tom RECKTENWALD	0	0.00%	0	0.00%	0	0.00%	0	0.00%
	Grant T. SHORT	0	0.00%	0	0.00%	3	30.00%	3	30.00%
	Sellus WILDER	0	0.00%	0	0.00%	0	0.00%	0	0.00%
	Cast Votes:	0	0.00%	0	0.00%	10	83.33%	10	83.33%
	Over Votes:	0	0.00%	0	0.00%	0	0.00%	0	0.00%
	Under Votes:	0	0.00%	0	0.00%	2	16.67%	2	16.67%

Total Number of Voters : 3,229 of 0 = 0.00%

Precincts Reporting 13 of 13 = 100.00%

Party	Candidate	Absentee		Early		Election		Total	
Precinct D101 (Ballots Cast: 294)									
UNITED STATES REPRESENTATIVE in CONGRESS 1st Congressional District, Vote For 1									
	Tom OSBORNE	0	0.00%	0	0.00%	7	87.50%	7	87.50%
	Samuel L. GASKINS	0	0.00%	0	0.00%	1	12.50%	1	12.50%
	Cast Votes:	0	0.00%	0	0.00%	8	66.67%	8	66.67%
	Over Votes:	0	0.00%	0	0.00%	0	0.00%	0	0.00%
	Under Votes:	0	0.00%	0	0.00%	4	33.33%	4	33.33%

Total Number of Voters : 3,229 of 0 = 0.00%

Precincts Reporting 13 of 13 = 100.00%

Party	Candidate	Absentee		Early		Election		Total	
Precinct D102 (Ballots Cast: 322)									
UNITED STATES SENATOR, Vote For 1									
	James R. GOULD	0	0.00%	0	0.00%	19	7.20%	19	7.20%
	Rand PAUL	0	0.00%	0	0.00%	225	85.23%	225	85.23%
	Stephen Howard SLAUGHTER	0	0.00%	0	0.00%	20	7.58%	20	7.58%
	Cast Votes:	0	0.00%	0	0.00%	264	91.03%	264	91.03%
	Over Votes:	0	0.00%	0	0.00%	0	0.00%	0	0.00%
	Under Votes:	0	0.00%	0	0.00%	26	8.97%	26	8.97%
UNITED STATES REPRESENTATIVE in CONGRESS 1st Congressional District, Vote For 1									
	Mike PAPE	0	0.00%	0	0.00%	9	3.11%	9	3.11%
	Miles A. CAUGHEY JR.	0	0.00%	0	0.00%	3	1.04%	3	1.04%
	Jason BATTS	0	0.00%	0	0.00%	3	1.04%	3	1.04%
	James R. COMER	0	0.00%	0	0.00%	274	94.81%	274	94.81%
	Cast Votes:	0	0.00%	0	0.00%	289	99.66%	289	99.66%
	Over Votes:	0	0.00%	0	0.00%	0	0.00%	0	0.00%
	Under Votes:	0	0.00%	0	0.00%	1	0.34%	1	0.34%
PRESIDENT of the UNITED STATES, Vote For 1									
	Martin J. O'MALLEY	0	0.00%	0	0.00%	0	0.00%	0	0.00%
	Bernard "Bernie" SANDERS	0	0.00%	0	0.00%	14	43.75%	14	43.75%
	Hillary CLINTON	0	0.00%	0	0.00%	17	53.13%	17	53.13%
	Roque Rocky DE LA FUENTE	0	0.00%	0	0.00%	1	3.13%	1	3.13%
	"UNCOMMITTED"	0	0.00%	0	0.00%	0	0.00%	0	0.00%
	Cast Votes:	0	0.00%	0	0.00%	32	100.00%	32	100.00%
	Over Votes:	0	0.00%	0	0.00%	0	0.00%	0	0.00%
	Under Votes:	0	0.00%	0	0.00%	0	0.00%	0	0.00%
UNITED STATES SENATOR, Vote For 1									
	Jim GRAY	0	0.00%	0	0.00%	20	71.43%	20	71.43%
	Rory HOULIHAN	0	0.00%	0	0.00%	0	0.00%	0	0.00%
	Jeff KENDER	0	0.00%	0	0.00%	1	3.57%	1	3.57%
	Ron LEACH	0	0.00%	0	0.00%	0	0.00%	0	0.00%
	Tom RECKTENWALD	0	0.00%	0	0.00%	3	10.71%	3	10.71%
	Grant T. SHORT	0	0.00%	0	0.00%	1	3.57%	1	3.57%
	Sellus WILDER	0	0.00%	0	0.00%	3	10.71%	3	10.71%
	Cast Votes:	0	0.00%	0	0.00%	28	87.50%	28	87.50%
	Over Votes:	0	0.00%	0	0.00%	0	0.00%	0	0.00%
	Under Votes:	0	0.00%	0	0.00%	4	12.50%	4	12.50%

Precinct Report — Unofficial

PRESIDENTIAL PREFERENCE AND REGULAR PRIMARY — OFFICIAL BALLOT FOR MONROE COUNTY — May 17, 2016

05/17/2016 06:59 PM

Total Number of Voters : 3,229 of 0 = 0.00%

Precincts Reporting 13 of 13 = 100.00%

Party	Candidate	Absentee		Early		Election		Total	
Precinct D102 (Ballots Cast: 322)									
UNITED STATES REPRESENTATIVE in CONGRESS 1st Congressional District, Vote For 1									
	Tom OSBORNE	0	0.00%	0	0.00%	16	61.54%	16	61.54%
	Samuel L. GASKINS	0	0.00%	0	0.00%	10	38.46%	10	38.46%
	Cast Votes:	0	0.00%	0	0.00%	26	81.25%	26	81.25%
	Over Votes:	0	0.00%	0	0.00%	0	0.00%	0	0.00%
	Under Votes:	0	0.00%	0	0.00%	6	18.75%	6	18.75%

Total Number of Voters : 3,229 of 0 = 0.00%

Precincts Reporting 13 of 13 = 100.00%

Party	Candidate	Absentee		Early		Election		Total	
Precinct E101 (Ballots Cast: 274)									
UNITED STATES SENATOR, Vote For 1									
	James R. GOULD	0	0.00%	0	0.00%	31	14.42%	31	14.42%
	Rand PAUL	0	0.00%	0	0.00%	168	78.14%	168	78.14%
	Stephen Howard SLAUGHTER	0	0.00%	0	0.00%	16	7.44%	16	7.44%
	Cast Votes:	0	0.00%	0	0.00%	215	88.84%	215	88.84%
	Over Votes:	0	0.00%	0	0.00%	0	0.00%	0	0.00%
	Under Votes:	0	0.00%	0	0.00%	27	11.16%	27	11.16%
UNITED STATES REPRESENTATIVE in CONGRESS 1st Congressional District, Vote For 1									
	Mike PAPE	0	0.00%	0	0.00%	13	5.39%	13	5.39%
	Miles A. CAUGHEY JR.	0	0.00%	0	0.00%	1	0.41%	1	0.41%
	Jason BATTS	0	0.00%	0	0.00%	1	0.41%	1	0.41%
	James R. COMER	0	0.00%	0	0.00%	226	93.78%	226	93.78%
	Cast Votes:	0	0.00%	0	0.00%	241	99.59%	241	99.59%
	Over Votes:	0	0.00%	0	0.00%	0	0.00%	0	0.00%
	Under Votes:	0	0.00%	0	0.00%	1	0.41%	1	0.41%
PRESIDENT of the UNITED STATES, Vote For 1									
	Martin J. O'MALLEY	0	0.00%	0	0.00%	0	0.00%	0	0.00%
	Bernard "Bernie" SANDERS	0	0.00%	0	0.00%	17	56.67%	17	56.67%
	Hillary CLINTON	0	0.00%	0	0.00%	12	40.00%	12	40.00%
	Roque Rocky DE LA FUENTE	0	0.00%	0	0.00%	0	0.00%	0	0.00%
	"UNCOMMITTED"	0	0.00%	0	0.00%	1	3.33%	1	3.33%
	Cast Votes:	0	0.00%	0	0.00%	30	93.75%	30	93.75%
	Over Votes:	0	0.00%	0	0.00%	0	0.00%	0	0.00%
	Under Votes:	0	0.00%	0	0.00%	2	6.25%	2	6.25%
UNITED STATES SENATOR, Vote For 1									
	Jim GRAY	0	0.00%	0	0.00%	12	46.15%	12	46.15%
	Rory HOULIHAN	0	0.00%	0	0.00%	1	3.85%	1	3.85%
	Jeff KENDER	0	0.00%	0	0.00%	3	11.54%	3	11.54%
	Ron LEACH	0	0.00%	0	0.00%	3	11.54%	3	11.54%
	Tom RECKTENWALD	0	0.00%	0	0.00%	2	7.69%	2	7.69%
	Grant T. SHORT	0	0.00%	0	0.00%	1	3.85%	1	3.85%
	Sellus WILDER	0	0.00%	0	0.00%	4	15.38%	4	15.38%
	Cast Votes:	0	0.00%	0	0.00%	26	81.25%	26	81.25%
	Over Votes:	0	0.00%	0	0.00%	0	0.00%	0	0.00%
	Under Votes:	0	0.00%	0	0.00%	6	18.75%	6	18.75%

Total Number of Voters : 3,229 of 0 = 0.00%

Precincts Reporting 13 of 13 = 100.00%

Party	Candidate	Absentee		Early		Election		Total	
Precinct E101 (Ballots Cast: 274)									
UNITED STATES REPRESENTATIVE in CONGRESS 1st Congressional District, Vote For 1									
	Tom OSBORNE	0	0.00%	0	0.00%	10	41.67%	10	41.67%
	Samuel L. GASKINS	0	0.00%	0	0.00%	14	58.33%	14	58.33%
	Cast Votes:	0	0.00%	0	0.00%	24	75.00%	24	75.00%
	Over Votes:	0	0.00%	0	0.00%	0	0.00%	0	0.00%
	Under Votes:	0	0.00%	0	0.00%	8	25.00%	8	25.00%

Precinct Election Day Status (with MBB IDs) — by # of MBBs — Unofficial

PRESIDENTIAL PREFERENCE AND REGULAR PRIMARY — OFFICIAL BALLOT FOR MONROE COUNTY — May 17,2016

05/17/2016 06:58 PM

Total Number of Voters : 3,229 of 0 = 0.00%

Precincts Reporting 13 of 13 = 100.00%

Precinct Name	MBB ID	
AB		
	28	
	41	
	42	
	Total Number of Ballots for Precinct AB:	**104**
	Total Number of MBBs:	**3**
A101		
	43	
	29	
	Total Number of Ballots for Precinct A101:	**78**
	Total Number of MBBs:	**2**
A102		
	44	
	30	
	Total Number of Ballots for Precinct A102:	**451**
	Total Number of MBBs:	**2**
A103		
	45	
	31	
	Total Number of Ballots for Precinct A103:	**71**
	Total Number of MBBs:	**2**
B101		
	32	
	46	
	Total Number of Ballots for Precinct B101:	**330**
	Total Number of MBBs:	**2**
B102		
	47	
	33	
	Total Number of Ballots for Precinct B102:	**211**
	Total Number of MBBs:	**2**
C101		
	48	
	34	
	Total Number of Ballots for Precinct C101:	**315**
	Total Number of MBBs:	**2**
C102		
	35	
	49	
	Total Number of Ballots for Precinct C102:	**162**
	Total Number of MBBs:	**2**
C103		
	36	
	50	
	Total Number of Ballots for Precinct C103:	**271**
	Total Number of MBBs:	**2**
D101		
	37	
	51	
	Total Number of Ballots for Precinct D101:	**294**
	Total Number of MBBs:	**2**
D102		
	38	
	52	
	Total Number of Ballots for Precinct D102:	**322**
	Total Number of MBBs:	**2**
E101		
	53	
	39	
	Total Number of Ballots for Precinct E101:	**274**
	Total Number of MBBs:	**2**

Precinct Election Day Status (with MBB IDs) — by # of MBBs — Unofficial

PRESIDENTIAL PREFERENCE AND REGULAR PRIMARY — OFFICIAL BALLOT FOR MONROE COUNTY — May 17,2016

05/17/2016 06:58 PM

Total Number of Voters : 3,229 of 0 = 0.00%

Precincts Reporting 13 of 13 = 100.00%

Precinct Name	MBB ID
E102	
	54
	40
Total Number of Ballots for Precinct E102:	346
Total Number of MBBs:	2

Precinct Name	MBB ID

Precinct Turnout — Total Voters — Unofficial

PRESIDENTIAL PREFERENCE AND REGULAR PRIMARY — OFFICIAL BALLOT FOR MONROE COUNTY — May 17, 2016

05/17/2016 06:58 PM

Total Number of Voters : 3,229 of 0 = 0.00%

Precincts Reporting 13 of 13 = 100.00%

Precinct Name	Reg Voters	# Ballots	% Turn Out
AB	0	104	0.00%
A101	0	78	0.00%
A102	0	451	0.00%
A103	0	71	0.00%
B101	0	330	0.00%
B102	0	211	0.00%
C101	0	315	0.00%
C102	0	162	0.00%
C103	0	271	0.00%
D101	0	294	0.00%
D102	0	322	0.00%
E101	0	274	0.00%
E102	0	346	0.00%
Totals:	**0**	**3,229**	**0.00%**

Precinct Name	Reg Voters	# Ballots	% Turn Out

PRIMARY ELECTION
MONROE COUNTY - 1ST. CONG. DIST.
RECAPITULATION SHEET
MAY 17, 2016

	E-Slate	ABSENTEE Mail-In	ABSENTEE E-Scan Walk-In	Total	FOUNTAIN RUN eSlate	FOUNTAIN RUN eScan	Total	GAMALIEL eSlate	GAMALIEL eScan	Total	WHITE OAK RIDGE eSlate	WHITE OAK RIDGE eScan	Total	GUM TREE eSlate	GUM TREE eScan	Total	POPLAR LOG eSlate	POPLAR LOG eScan	Total	ROCK BRIDGE eSlate	ROCK BRIDGE eScan	Total	SULPHUR LICK eSlate	SULPHUR LICK eScan	Total	NORTHWEST TOMPKINSVILLE eSlate	NORTHWEST TOMPKINSVILLE eScan	Total	WEST TOMPKINSVILLE eSlate	WEST TOMPKINSVILLE eScan	Total	COURTHOUSE eSlate	COURTHOUSE eScan	Total	EAST TOMPKINSVILLE eSlate	EAST TOMPKINSVILLE eScan	Total	NORTH TOMPKINSVILLE eSlate	NORTH TOMPKINSVILLE eScan	Total	GRAND TOTAL
UNITED STATES SENATOR - REP																																										
James R. GOULD	0	2	4	6	0	12	12	0	29	29	0	3	3	0	37	37	0	24	24	0	26	26	0	20	20	0	25	25	0	26	26	0	19	19	0	31	31	0	39	39	297
Rand PAUL	7	27	42	76	0	38	38	1	306	307	0	51	51	2	229	231	0	121	121	0	233	233	0	102	102	0	175	175	0	211	211	0	225	225	2	166	168	0	226	226	2114
Stephen Howard SLAUGHTER	0	2	3	5	0	16	16	0	29	29	0	2	2	0	19	19	0	17	17	0	9	9	0	7	7	0	16	16	0	11	11	0	20	20	0	16	16	0	14	14	171
U.S. REP. in CONGRESS - 1st Cong. Dist. - REP																																									
Mike PAPE	0	0	0	0	0	0	0	0	3	3	0	0	0	0	5	5	0	3	3	0	7	7	0	1	1	0	10	10	0	4	4	0	09	9	0	13	13	0	4	4	59
Miles A. CAUGHEY JR.	0	0	0	0	0	0	0	0	0	0	0	0	0	0	1	1	0	3	3	0	0	0	0	0	0	0	2	2	0	2	2	0	03	3	0	1	1	0	2	2	14
Jason BATTS	0	0	0	0	0	0	0	0	4	4	0	0	0	0	5	5	0	5	5	0	9	9	0	4	4	0	4	4	0	1	1	0	03	3	0	1	1	0	3	3	39
James R. COMER	9	34	55	98	0	66	66	3	416	419	0	63	63	2	302	304	0	173	173	0	275	275	0	142	142	0	228	228	0	274	274	0	274	274	2	224	226	0	312	312	2854
PRESIDENT of the UNITED STATES - DEM																																									
Martin J. O'MALLEY	0	0	0	0	0	0	0	0	0	0	0	0	0	0	0	0	0	1	1	0	0	0	0	0	0	0	0	0	0	0	0	0	0	0	0	0	0	0	0	0	1
Bernard "Bernie" SANDERS	0	0	1	1	0	4	4	0	13	13	0	4	4	0	8	8	0	7	7	0	11	11	0	5	5	0	11	11	0	4	4	0	14	14	0	17	17	0	10	10	109
Hillary CLINTON	2	0	2	4	0	8	8	0	9	9	0	4	4	0	5	5	0	17	17	0	10	10	0	9	9	0	13	13	0	5	5	0	17	17	0	12	12	0	13	13	126
Roque Rocky DE LA FUENTE	0	0	0	0	0	0	0	0	0	0	0	0	0	0	0	0	0	0	0	0	0	0	0	0	0	0	0	0	0	0	0	0	01	1	0	0	0	0	0	0	1
"UNCOMMITTED"	0	0	0	0	0	0	0	0	3	3	0	0	0	0	1	1	0	1	1	0	1	1	0	0	0	0	0	0	0	3	3	0	0	0	0	1	1	0	1	1	11
UNITED STATES SENATOR - DEM																																									
Jim GRAY	0	0	1	1	0	9	9	0	10	10	0	1	1	0	11	11	0	12	12	0	9	9	0	9	9	0	13	13	0	5	5	0	20	20	0	12	12	0	13	13	125
Rory HOULIHAN	0	0	0	0	0	0	0	0	1	1	0	0	0	0	0	0	0	1	1	0	2	2	0	0	0	0	1	1	0	0	0	0	0	0	0	1	1	0	1	1	7
Jeff KENDER	0	0	1	1	0	1	1	0	3	3	0	1	1	0	0	0	0	2	2	0	1	1	0	0	0	0	0	0	0	2	2	0	1	1	0	3	3	0	1	1	16
Ron LEACH	1	0	1	2	0	2	2	0	3	3	0	2	2	0	0	0	0	5	5	0	2	2	0	2	2	0	0	0	0	0	0	0	0	0	0	3	3	0	1	1	22
Tom RECKTENWALD	0	0	0	0	0	0	0	0	0	0	0	0	0	0	1	1	0	0	0	0	1	1	0	0	0	0	1	1	0	0	0	0	3	3	0	2	2	0	1	1	9
Grant T. SHORT	0	0	0	0	0	0	0	0	2	2	0	0	0	0	0	0	0	1	1	0	1	1	0	2	2	0	2	2	0	3	3	0	1	1	0	1	1	0	1	1	14
Sellus WILDER	0	0	0	0	0	0	0	0	2	2	0	2	2	0	0	0	0	1	1	0	1	1	0	1	1	0	3	3	0	0	0	0	3	3	0	4	4	0	2	2	19
U.S. REP. in CONGRESS - 1st Cong. Dist. - DEM																																									
Tom OSBORNE	7	0	2	3	0	3	3	0	12	12	0	3	3	0	4		0	12		0	11	11	0	9	9	0	12	12	0	7	7	0	16	16	0	10	10	0	9	9	111
Samuel L. GASKINS	0	0	1	1	0	7	7	0	7	7	0	3	3	0	4		0	8		0	3	3	0	3	3	0	4	4	0	1	1	0	10	10	0	14	14	0	9	9	74

Cumulative Report — Unofficial

PRESIDENTIAL PREFERENCE AND REGULAR PRIMARY — OFFICIAL BALLOT FOR MONTGOMERY COUNTY — May 17, 2016

05/17/2016 07:08 PM

Total Number of Voters : 3,524 of 0 = 0.00%

Precincts Reporting 19 of 19 = 100.00%

Party	Candidate	Absentee		Early		Election		Total	
UNITED STATES SENATOR, Vote For 1									
	Stephen Howard SLAUGHTER	0	0.00%	0	0.00%	30	4.43%	30	4.43%
	James R. GOULD	0	0.00%	0	0.00%	45	6.65%	45	6.65%
	Rand PAUL	0	0.00%	0	0.00%	602	88.92%	602	88.92%
	Cast Votes:	0	0.00%	0	0.00%	677	98.26%	677	98.26%
	Over Votes:	0	0.00%	0	0.00%	0	0.00%	0	0.00%
	Under Votes:	0	0.00%	0	0.00%	12	1.74%	12	1.74%
UNITED STATES REPRESENTATIVE in CONGRESS 6th Congressional District, Vote For 1									
	Roger Q. BRILL	0	0.00%	0	0.00%	109	15.91%	109	15.91%
	Andy BARR	0	0.00%	0	0.00%	576	84.09%	576	84.09%
	Cast Votes:	0	0.00%	0	0.00%	685	99.42%	685	99.42%
	Over Votes:	0	0.00%	0	0.00%	0	0.00%	0	0.00%
	Under Votes:	0	0.00%	0	0.00%	4	0.58%	4	0.58%
PRESIDENT of the UNITED STATES, Vote For 1									
	Martin J. O'MALLEY	0	0.00%	0	0.00%	37	1.32%	37	1.32%
	Bernard "Bernie" SANDERS	0	0.00%	0	0.00%	1,322	47.01%	1,322	47.01%
	Hillary CLINTON	0	0.00%	0	0.00%	1,289	45.84%	1,289	45.84%
	Roque Rocky DE LA FUENTE	0	0.00%	0	0.00%	8	0.28%	8	0.28%
	"UNCOMMITTED"	0	0.00%	0	0.00%	156	5.55%	156	5.55%
	Cast Votes:	0	0.00%	0	0.00%	2,812	99.19%	2,812	99.19%
	Over Votes:	0	0.00%	0	0.00%	0	0.00%	0	0.00%
	Under Votes:	0	0.00%	0	0.00%	23	0.81%	23	0.81%
UNITED STATES SENATOR, Vote For 1									
	Grant T. SHORT	0	0.00%	0	0.00%	142	5.30%	142	5.30%
	Sellus WILDER	0	0.00%	0	0.00%	176	6.57%	176	6.57%
	Jim GRAY	0	0.00%	0	0.00%	2,126	79.42%	2,126	79.42%
	Rory HOULIHAN	0	0.00%	0	0.00%	37	1.38%	37	1.38%
	Jeff KENDER	0	0.00%	0	0.00%	56	2.09%	56	2.09%
	Ron LEACH	0	0.00%	0	0.00%	96	3.59%	96	3.59%
	Tom RECKTENWALD	0	0.00%	0	0.00%	44	1.64%	44	1.64%
	Cast Votes:	0	0.00%	0	0.00%	2,677	94.43%	2,677	94.43%
	Over Votes:	0	0.00%	0	0.00%	0	0.00%	0	0.00%
	Under Votes:	0	0.00%	0	0.00%	158	5.57%	158	5.57%

Cumulative Report — Unofficial

PRESIDENTIAL PREFERENCE AND REGULAR PRIMARY — OFFICIAL BALLOT FOR MONTGOMERY COUNTY — May 17, 2016

05/17/2016 07:08 PM

Total Number of Voters : 3,524 of 0 = 0.00%

Precincts Reporting 19 of 19 = 100.00%

Party	Candidate	Absentee		Early		Election		Total	
UNITED STATES REPRESENTATIVE in CONGRESS 6th Congressional District, Vote For 1									
	Nancy Jo KEMPER	0	0.00%	0	0.00%	1,739	68.63%	1,739	68.63%
	Michael COBLENZ	0	0.00%	0	0.00%	133	5.25%	133	5.25%
	Geoffrey M. "Geoff" YOUNG	0	0.00%	0	0.00%	662	26.12%	662	26.12%
	Cast Votes:	0	0.00%	0	0.00%	2,534	89.38%	2,534	89.38%
	Over Votes:	0	0.00%	0	0.00%	0	0.00%	0	0.00%
	Under Votes:	0	0.00%	0	0.00%	301	10.62%	301	10.62%

MORGAN COUNTY PRIMARY ELECTION MAY 17, 2016

Unofficial Results With 0 Precinct Reporting

	Ward 1	Ward 2	Ward 3	Lacy Creek	Wrigley	Dingus	Crockett	Caney	Salem	Chapel	Ezel	Index	Absentee Ballots Machine	Absentee Ballots Paper	Grand Total	% Of Vote In Race
Republican																
United States Senator																
Rand Paul	17	17	18	6	14	9	7	20	8	8	25	8	5	1	163	90.6%
Stephen Howard Slaughter	-	-	4	-	-	1	1	1	-	1	1	-	-	-	9	5.0%
James R. Gould	-	1	-	-	2	1	1	2	-	-	1	-	-	-	8	4.4%
															-	
															-	
ted States Representative in Congress															-	
Harold "Hal" Rogers	16	17	18	6	12	7	8	20	4	8	20	8	3	1	148	81.3%
John Burk Jr.	3	1	4	-	4	4	1	3	4	1	6	1	2	-	34	18.7%
															-	0.0%
State Representative															-	
Frankie Wayne Spencer	13	13	17	2	13	8	4	16	4	8	23	8	3	1	133	72.7%
William Scott Wells	6	6	5	4	3	4	3	7	3	1	5	1	2	-	50	27.3%
Democrat															-	
President of the United Sates															-	
Martin J. O'Malley	2	2	9	2	1	2	1	2	1	1	7	2	1	2	35	2.2%
Bernard "Bernie" Sanders	73	86	115	49	62	87	48	112	48	89	122	71	19	7	988	62.8%
Hillary Clinton	47	54	58	33	23	36	33	64	29	48	61	30	14	14	544	34.6%
Roque Rocky De La Fuente	1	1	-	-	-	1	-	-	-	-	1	2	-	1	7	0.4%
"UNCOMMITTED	17	12	10	8	8	13	9	13	10	15	21	8	4	1	149	9.5%
United States Senator															-	
Tom Recktenwald	4	4	6	2	8	5	4	7	5	6	4	2	-	-	57	3.7%
Grant T. Short	11	9	14	3	5	13	5	12	3	6	17	3	2	1	104	6.7%
Sellus Wilder	12	14	16	2	9	10	3	17	5	11	17	4	2	2	124	8.0%
Jim Gray	93	104	116	74	58	75	52	121	57	88	120	77	25	16	1,076	69.3%
Rory Houlihan	5	1	3	2	-	2	-	3	1	3	3	-	3	2	28	1.8%
Jeff Kender	1	1	5	2	2	6	1	4	5	6	3	4	1	1	42	2.7%
Ron Leach	8	10	13	4	3	10	3	10	6	18	22	8	3	3	121	7.8%
															-	0.0%
State Senator															-	
Glenn Martin Hammond	36	18	40	13	18	23	13	34	19	29	37	26	9	6	321	19.1%
Ray Jones	107	131	139	81	74	108	76	151	67	122	171	82	30	20	1,359	80.9%
																0.0%
																0.0%
Total Votes Cast In Precinct	168	182	220	106	113	154	105	221	102	167	255	124	45	27	1,989	
	Total Registered Voters		**9112**	**Percentage of Turnout**		**21.8%**										

UNOFFICIAL RESULTS

Precinct Report — Unofficial

PRESIDENTIAL PREFERENCE AND REGULAR PRIMARY — OFFICIAL BALLOT FOR MUHLENBERG COUNTY — May 17, 2016

05/17/2016 07:11 PM

otal Number of Voters : 4,437 of 0 = 0.00%

Precincts Reporting 26 of 26 = 100.00%

Party	Candidate	Absentee		Early		Election		Total	
Precinct AB (Ballots Cast: 157)									
UNITED STATES SENATOR, Vote For 1									
	James R. GOULD	0	0.00%	0	0.00%	2	6.90%	2	6.90%
	Rand PAUL	0	0.00%	0	0.00%	23	79.31%	23	79.31%
	Stephen Howard SLAUGHTER	0	0.00%	0	0.00%	4	13.79%	4	13.79%
	Cast Votes:	0	0.00%	0	0.00%	29	100.00%	29	100.00%
	Over Votes:	0	0.00%	0	0.00%	0	0.00%	0	0.00%
	Under Votes:	0	0.00%	0	0.00%	0	0.00%	0	0.00%
UNITED STATES REPRESENTATIVE in CONGRESS 1st Congressional District, Vote For 1									
	Mike PAPE	0	0.00%	0	0.00%	4	14.29%	4	14.29%
	Miles A. CAUGHEY JR.	0	0.00%	0	0.00%	0	0.00%	0	0.00%
	Jason BATTS	0	0.00%	0	0.00%	5	17.86%	5	17.86%
	James R. COMER	0	0.00%	0	0.00%	19	67.86%	19	67.86%
	Cast Votes:	0	0.00%	0	0.00%	28	96.55%	28	96.55%
	Over Votes:	0	0.00%	0	0.00%	0	0.00%	0	0.00%
	Under Votes:	0	0.00%	0	0.00%	1	3.45%	1	3.45%
PRESIDENT of the UNITED STATES, Vote For 1									
	Martin J. O'MALLEY	0	0.00%	0	0.00%	2	1.57%	2	1.57%
	Bernard "Bernie" SANDERS	0	0.00%	0	0.00%	39	30.71%	39	30.71%
	Hillary CLINTON	0	0.00%	0	0.00%	81	63.78%	81	63.78%
	Roque Rocky DE LA FUENTE	0	0.00%	0	0.00%	1	0.79%	1	0.79%
	"UNCOMMITTED"	0	0.00%	0	0.00%	4	3.15%	4	3.15%
	Cast Votes:	0	0.00%	0	0.00%	127	99.22%	127	99.22%
	Over Votes:	0	0.00%	0	0.00%	0	0.00%	0	0.00%
	Under Votes:	0	0.00%	0	0.00%	1	0.78%	1	0.78%
UNITED STATES SENATOR, Vote For 1									
	Jim GRAY	0	0.00%	0	0.00%	65	61.90%	65	61.90%
	Rory HOULIHAN	0	0.00%	0	0.00%	3	2.86%	3	2.86%
	Jeff KENDER	0	0.00%	0	0.00%	8	7.62%	8	7.62%
	Ron LEACH	0	0.00%	0	0.00%	14	13.33%	14	13.33%
	Tom RECKTENWALD	0	0.00%	0	0.00%	4	3.81%	4	3.81%
	Grant T. SHORT	0	0.00%	0	0.00%	5	4.76%	5	4.76%
	Sellus WILDER	0	0.00%	0	0.00%	6	5.71%	6	5.71%
	Cast Votes:	0	0.00%	0	0.00%	105	82.03%	105	82.03%
	Over Votes:	0	0.00%	0	0.00%	0	0.00%	0	0.00%
	Under Votes:	0	0.00%	0	0.00%	23	17.97%	23	17.97%

Precinct Report — Unofficial

PRESIDENTIAL PREFERENCE AND REGULAR PRIMARY — OFFICIAL BALLOT FOR MUHLENBERG COUNTY — May 17, 2016

05/17/2016 07:11 PM

otal Number of Voters : 4,437 of 0 = 0.00%

Precincts Reporting 26 of 26 = 100.00%

Party	Candidate	Absentee		Early		Election		Total	
Precinct AB (Ballots Cast: 157)									
UNITED STATES REPRESENTATIVE in CONGRESS 1st Congressional District, Vote For 1									
	Tom OSBORNE	0	0.00%	0	0.00%	75	68.18%	75	68.18%
	Samuel L. GASKINS	0	0.00%	0	0.00%	35	31.82%	35	31.82%
	Cast Votes:	0	0.00%	0	0.00%	110	85.94%	110	85.94%
	Over Votes:	0	0.00%	0	0.00%	0	0.00%	0	0.00%
	Under Votes:	0	0.00%	0	0.00%	18	14.06%	18	14.06%

Precinct Report — Unofficial

PRESIDENTIAL PREFERENCE AND REGULAR PRIMARY — OFFICIAL BALLOT FOR MUHLENBERG COUNTY — May 17, 2016

05/17/2016 07:11 PM

otal Number of Voters : 4,437 of 0 = 0.00%

Precincts Reporting 26 of 26 = 100.00%

Party	Candidate	Absentee		Early		Election		Total	
Precinct A101 (Ballots Cast: 70)									
UNITED STATES SENATOR, Vote For 1									
	James R. GOULD	0	0.00%	0	0.00%	2	50.00%	2	50.00%
	Rand PAUL	0	0.00%	0	0.00%	2	50.00%	2	50.00%
	Stephen Howard SLAUGHTER	0	0.00%	0	0.00%	0	0.00%	0	0.00%
	Cast Votes:	0	0.00%	0	0.00%	4	100.00%	4	100.00%
	Over Votes:	0	0.00%	0	0.00%	0	0.00%	0	0.00%
	Under Votes:	0	0.00%	0	0.00%	0	0.00%	0	0.00%
UNITED STATES REPRESENTATIVE in CONGRESS 1st Congressional District, Vote For 1									
	Mike PAPE	0	0.00%	0	0.00%	0	0.00%	0	0.00%
	Miles A. CAUGHEY JR.	0	0.00%	0	0.00%	0	0.00%	0	0.00%
	Jason BATTS	0	0.00%	0	0.00%	2	50.00%	2	50.00%
	James R. COMER	0	0.00%	0	0.00%	2	50.00%	2	50.00%
	Cast Votes:	0	0.00%	0	0.00%	4	100.00%	4	100.00%
	Over Votes:	0	0.00%	0	0.00%	0	0.00%	0	0.00%
	Under Votes:	0	0.00%	0	0.00%	0	0.00%	0	0.00%
PRESIDENT of the UNITED STATES, Vote For 1									
	Martin J. O'MALLEY	0	0.00%	0	0.00%	1	1.52%	1	1.52%
	Bernard "Bernie" SANDERS	0	0.00%	0	0.00%	25	37.88%	25	37.88%
	Hillary CLINTON	0	0.00%	0	0.00%	35	53.03%	35	53.03%
	Roque Rocky DE LA FUENTE	0	0.00%	0	0.00%	0	0.00%	0	0.00%
	"UNCOMMITTED"	0	0.00%	0	0.00%	5	7.58%	5	7.58%
	Cast Votes:	0	0.00%	0	0.00%	66	100.00%	66	100.00%
	Over Votes:	0	0.00%	0	0.00%	0	0.00%	0	0.00%
	Under Votes:	0	0.00%	0	0.00%	0	0.00%	0	0.00%
UNITED STATES SENATOR, Vote For 1									
	Jim GRAY	0	0.00%	0	0.00%	35	62.50%	35	62.50%
	Rory HOULIHAN	0	0.00%	0	0.00%	0	0.00%	0	0.00%
	Jeff KENDER	0	0.00%	0	0.00%	1	1.79%	1	1.79%
	Ron LEACH	0	0.00%	0	0.00%	15	26.79%	15	26.79%
	Tom RECKTENWALD	0	0.00%	0	0.00%	0	0.00%	0	0.00%
	Grant T. SHORT	0	0.00%	0	0.00%	1	1.79%	1	1.79%
	Sellus WILDER	0	0.00%	0	0.00%	4	7.14%	4	7.14%
	Cast Votes:	0	0.00%	0	0.00%	56	84.85%	56	84.85%
	Over Votes:	0	0.00%	0	0.00%	0	0.00%	0	0.00%
	Under Votes:	0	0.00%	0	0.00%	10	15.15%	10	15.15%

Precinct Report — Unofficial

PRESIDENTIAL PREFERENCE AND REGULAR PRIMARY — OFFICIAL BALLOT FOR MUHLENBERG COUNTY — May 17, 2016

05/17/2016 07:11 PM

otal Number of Voters : 4,437 of 0 = 0.00%

Precincts Reporting 26 of 26 = 100.00%

Party	Candidate	Absentee		Early		Election		Total	
Precinct A101 (Ballots Cast: 70)									
UNITED STATES REPRESENTATIVE in CONGRESS 1st Congressional District, Vote For 1									
	Tom OSBORNE	0	0.00%	0	0.00%	35	67.31%	35	67.31%
	Samuel L. GASKINS	0	0.00%	0	0.00%	17	32.69%	17	32.69%
	Cast Votes:	0	0.00%	0	0.00%	52	78.79%	52	78.79%
	Over Votes:	0	0.00%	0	0.00%	0	0.00%	0	0.00%
	Under Votes:	0	0.00%	0	0.00%	14	21.21%	14	21.21%

Precinct Report — Unofficial

PRESIDENTIAL PREFERENCE AND REGULAR PRIMARY — OFFICIAL BALLOT FOR MUHLENBERG COUNTY — May 17, 2016

05/17/2016 07:11 PM

otal Number of Voters : 4,437 of 0 = 0.00%

Precincts Reporting 26 of 26 = 100.00%

Party	Candidate	Absentee		Early		Election		Total	
Precinct A102 (Ballots Cast: 145)									
UNITED STATES SENATOR, Vote For 1									
	James R. GOULD	0	0.00%	0	0.00%	2	15.38%	2	15.38%
	Rand PAUL	0	0.00%	0	0.00%	10	76.92%	10	76.92%
	Stephen Howard SLAUGHTER	0	0.00%	0	0.00%	1	7.69%	1	7.69%
	Cast Votes:	0	0.00%	0	0.00%	13	100.00%	13	100.00%
	Over Votes:	0	0.00%	0	0.00%	0	0.00%	0	0.00%
	Under Votes:	0	0.00%	0	0.00%	0	0.00%	0	0.00%
UNITED STATES REPRESENTATIVE in CONGRESS 1st Congressional District, Vote For 1									
	Mike PAPE	0	0.00%	0	0.00%	2	15.38%	2	15.38%
	Miles A. CAUGHEY JR.	0	0.00%	0	0.00%	2	15.38%	2	15.38%
	Jason BATTS	0	0.00%	0	0.00%	2	15.38%	2	15.38%
	James R. COMER	0	0.00%	0	0.00%	7	53.85%	7	53.85%
	Cast Votes:	0	0.00%	0	0.00%	13	100.00%	13	100.00%
	Over Votes:	0	0.00%	0	0.00%	0	0.00%	0	0.00%
	Under Votes:	0	0.00%	0	0.00%	0	0.00%	0	0.00%
PRESIDENT of the UNITED STATES, Vote For 1									
	Martin J. O'MALLEY	0	0.00%	0	0.00%	3	2.31%	3	2.31%
	Bernard "Bernie" SANDERS	0	0.00%	0	0.00%	63	48.46%	63	48.46%
	Hillary CLINTON	0	0.00%	0	0.00%	58	44.62%	58	44.62%
	Roque Rocky DE LA FUENTE	0	0.00%	0	0.00%	0	0.00%	0	0.00%
	"UNCOMMITTED"	0	0.00%	0	0.00%	6	4.62%	6	4.62%
	Cast Votes:	0	0.00%	0	0.00%	130	98.48%	130	98.48%
	Over Votes:	0	0.00%	0	0.00%	0	0.00%	0	0.00%
	Under Votes:	0	0.00%	0	0.00%	2	1.52%	2	1.52%
UNITED STATES SENATOR, Vote For 1									
	Jim GRAY	0	0.00%	0	0.00%	59	49.58%	59	49.58%
	Rory HOULIHAN	0	0.00%	0	0.00%	5	4.20%	5	4.20%
	Jeff KENDER	0	0.00%	0	0.00%	10	8.40%	10	8.40%
	Ron LEACH	0	0.00%	0	0.00%	21	17.65%	21	17.65%
	Tom RECKTENWALD	0	0.00%	0	0.00%	6	5.04%	6	5.04%
	Grant T. SHORT	0	0.00%	0	0.00%	9	7.56%	9	7.56%
	Sellus WILDER	0	0.00%	0	0.00%	9	7.56%	9	7.56%
	Cast Votes:	0	0.00%	0	0.00%	119	90.15%	119	90.15%
	Over Votes:	0	0.00%	0	0.00%	0	0.00%	0	0.00%
	Under Votes:	0	0.00%	0	0.00%	13	9.85%	13	9.85%

Precinct Report — Unofficial

PRESIDENTIAL PREFERENCE AND REGULAR PRIMARY — OFFICIAL BALLOT FOR MUHLENBERG COUNTY — May 17, 2016

05/17/2016 07:11 PM

otal Number of Voters : 4,437 of 0 = 0.00%

Precincts Reporting 26 of 26 = 100.00%

Party	Candidate	Absentee		Early		Election		Total	
Precinct A102 (Ballots Cast: 145)									
UNITED STATES REPRESENTATIVE in CONGRESS 1st Congressional District, Vote For 1									
	Tom OSBORNE	0	0.00%	0	0.00%	72	63.72%	72	63.72%
	Samuel L. GASKINS	0	0.00%	0	0.00%	41	36.28%	41	36.28%
	Cast Votes:	0	0.00%	0	0.00%	113	85.61%	113	85.61%
	Over Votes:	0	0.00%	0	0.00%	0	0.00%	0	0.00%
	Under Votes:	0	0.00%	0	0.00%	19	14.39%	19	14.39%

Precinct Report — Unofficial

PRESIDENTIAL PREFERENCE AND REGULAR PRIMARY — OFFICIAL BALLOT FOR MUHLENBERG COUNTY — May 17, 2016

05/17/2016 07:11 PM

otal Number of Voters : 4,437 of 0 = 0.00%

Precincts Reporting 26 of 26 = 100.00%

Party	Candidate	Absentee		Early		Election		Total	
Precinct A103 (Ballots Cast: 107)									
UNITED STATES SENATOR, Vote For 1									
	James R. GOULD	0	0.00%	0	0.00%	2	9.09%	2	9.09%
	Rand PAUL	0	0.00%	0	0.00%	18	81.82%	18	81.82%
	Stephen Howard SLAUGHTER	0	0.00%	0	0.00%	2	9.09%	2	9.09%
	Cast Votes:	0	0.00%	0	0.00%	22	95.65%	22	95.65%
	Over Votes:	0	0.00%	0	0.00%	0	0.00%	0	0.00%
	Under Votes:	0	0.00%	0	0.00%	1	4.35%	1	4.35%
UNITED STATES REPRESENTATIVE in CONGRESS 1st Congressional District, Vote For 1									
	Mike PAPE	0	0.00%	0	0.00%	12	52.17%	12	52.17%
	Miles A. CAUGHEY JR.	0	0.00%	0	0.00%	0	0.00%	0	0.00%
	Jason BATTS	0	0.00%	0	0.00%	1	4.35%	1	4.35%
	James R. COMER	0	0.00%	0	0.00%	10	43.48%	10	43.48%
	Cast Votes:	0	0.00%	0	0.00%	23	100.00%	23	100.00%
	Over Votes:	0	0.00%	0	0.00%	0	0.00%	0	0.00%
	Under Votes:	0	0.00%	0	0.00%	0	0.00%	0	0.00%
PRESIDENT of the UNITED STATES, Vote For 1									
	Martin J. O'MALLEY	0	0.00%	0	0.00%	2	2.44%	2	2.44%
	Bernard "Bernie" SANDERS	0	0.00%	0	0.00%	30	36.59%	30	36.59%
	Hillary CLINTON	0	0.00%	0	0.00%	40	48.78%	40	48.78%
	Roque Rocky DE LA FUENTE	0	0.00%	0	0.00%	2	2.44%	2	2.44%
	"UNCOMMITTED"	0	0.00%	0	0.00%	8	9.76%	8	9.76%
	Cast Votes:	0	0.00%	0	0.00%	82	97.62%	82	97.62%
	Over Votes:	0	0.00%	0	0.00%	0	0.00%	0	0.00%
	Under Votes:	0	0.00%	0	0.00%	2	2.38%	2	2.38%
UNITED STATES SENATOR, Vote For 1									
	Jim GRAY	0	0.00%	0	0.00%	46	63.89%	46	63.89%
	Rory HOULIHAN	0	0.00%	0	0.00%	4	5.56%	4	5.56%
	Jeff KENDER	0	0.00%	0	0.00%	3	4.17%	3	4.17%
	Ron LEACH	0	0.00%	0	0.00%	9	12.50%	9	12.50%
	Tom RECKTENWALD	0	0.00%	0	0.00%	0	0.00%	0	0.00%
	Grant T. SHORT	0	0.00%	0	0.00%	5	6.94%	5	6.94%
	Sellus WILDER	0	0.00%	0	0.00%	5	6.94%	5	6.94%
	Cast Votes:	0	0.00%	0	0.00%	72	85.71%	72	85.71%
	Over Votes:	0	0.00%	0	0.00%	0	0.00%	0	0.00%
	Under Votes:	0	0.00%	0	0.00%	12	14.29%	12	14.29%

Precinct Report — Unofficial

PRESIDENTIAL PREFERENCE AND REGULAR PRIMARY — OFFICIAL BALLOT FOR MUHLENBERG COUNTY — May 17, 2016

05/17/2016 07:11 PM

otal Number of Voters : 4,437 of 0 = 0.00%

Precincts Reporting 26 of 26 = 100.00%

Party	Candidate	Absentee		Early		Election		Total	
Precinct A103 (Ballots Cast: 107)									
UNITED STATES REPRESENTATIVE in CONGRESS 1st Congressional District, Vote For 1									
	Tom OSBORNE	0	0.00%	0	0.00%	35	54.69%	35	54.69%
	Samuel L. GASKINS	0	0.00%	0	0.00%	29	45.31%	29	45.31%
	Cast Votes:	0	0.00%	0	0.00%	64	76.19%	64	76.19%
	Over Votes:	0	0.00%	0	0.00%	0	0.00%	0	0.00%
	Under Votes:	0	0.00%	0	0.00%	20	23.81%	20	23.81%

Precinct Report — Unofficial

PRESIDENTIAL PREFERENCE AND REGULAR PRIMARY — OFFICIAL BALLOT FOR MUHLENBERG COUNTY — May 17, 2016

05/17/2016 07:11 PM

otal Number of Voters : 4,437 of 0 = 0.00%

Precincts Reporting 26 of 26 = 100.00%

Party	Candidate	Absentee		Early		Election		Total	
Precinct A104 (Ballots Cast: 125)									
UNITED STATES SENATOR, Vote For 1									
	James R. GOULD	0	0.00%	0	0.00%	3	20.00%	3	20.00%
	Rand PAUL	0	0.00%	0	0.00%	12	80.00%	12	80.00%
	Stephen Howard SLAUGHTER	0	0.00%	0	0.00%	0	0.00%	0	0.00%
	Cast Votes:	0	0.00%	0	0.00%	15	100.00%	15	100.00%
	Over Votes:	0	0.00%	0	0.00%	0	0.00%	0	0.00%
	Under Votes:	0	0.00%	0	0.00%	0	0.00%	0	0.00%
UNITED STATES REPRESENTATIVE in CONGRESS 1st Congressional District, Vote For 1									
	Mike PAPE	0	0.00%	0	0.00%	4	28.57%	4	28.57%
	Miles A. CAUGHEY JR.	0	0.00%	0	0.00%	1	7.14%	1	7.14%
	Jason BATTS	0	0.00%	0	0.00%	3	21.43%	3	21.43%
	James R. COMER	0	0.00%	0	0.00%	6	42.86%	6	42.86%
	Cast Votes:	0	0.00%	0	0.00%	14	93.33%	14	93.33%
	Over Votes:	0	0.00%	0	0.00%	0	0.00%	0	0.00%
	Under Votes:	0	0.00%	0	0.00%	1	6.67%	1	6.67%
PRESIDENT of the UNITED STATES, Vote For 1									
	Martin J. O'MALLEY	0	0.00%	0	0.00%	2	1.82%	2	1.82%
	Bernard "Bernie" SANDERS	0	0.00%	0	0.00%	44	40.00%	44	40.00%
	Hillary CLINTON	0	0.00%	0	0.00%	55	50.00%	55	50.00%
	Roque Rocky DE LA FUENTE	0	0.00%	0	0.00%	1	0.91%	1	0.91%
	"UNCOMMITTED"	0	0.00%	0	0.00%	8	7.27%	8	7.27%
	Cast Votes:	0	0.00%	0	0.00%	110	100.00%	110	100.00%
	Over Votes:	0	0.00%	0	0.00%	0	0.00%	0	0.00%
	Under Votes:	0	0.00%	0	0.00%	0	0.00%	0	0.00%
UNITED STATES SENATOR, Vote For 1									
	Jim GRAY	0	0.00%	0	0.00%	59	59.60%	59	59.60%
	Rory HOULIHAN	0	0.00%	0	0.00%	9	9.09%	9	9.09%
	Jeff KENDER	0	0.00%	0	0.00%	4	4.04%	4	4.04%
	Ron LEACH	0	0.00%	0	0.00%	14	14.14%	14	14.14%
	Tom RECKTENWALD	0	0.00%	0	0.00%	2	2.02%	2	2.02%
	Grant T. SHORT	0	0.00%	0	0.00%	3	3.03%	3	3.03%
	Sellus WILDER	0	0.00%	0	0.00%	8	8.08%	8	8.08%
	Cast Votes:	0	0.00%	0	0.00%	99	90.00%	99	90.00%
	Over Votes:	0	0.00%	0	0.00%	0	0.00%	0	0.00%
	Under Votes:	0	0.00%	0	0.00%	11	10.00%	11	10.00%

Precinct Report — Unofficial

PRESIDENTIAL PREFERENCE AND REGULAR PRIMARY — OFFICIAL BALLOT FOR MUHLENBERG COUNTY — May 17, 2016

05/17/2016 07:11 PM

otal Number of Voters : 4,437 of 0 = 0.00%

Precincts Reporting 26 of 26 = 100.00%

Party	Candidate	Absentee		Early		Election		Total	
Precinct A104 (Ballots Cast: 125)									
UNITED STATES REPRESENTATIVE in CONGRESS 1st Congressional District, Vote For 1									
	Tom OSBORNE	0	0.00%	0	0.00%	67	71.28%	67	71.28%
	Samuel L. GASKINS	0	0.00%	0	0.00%	27	28.72%	27	28.72%
	Cast Votes:	0	0.00%	0	0.00%	94	85.45%	94	85.45%
	Over Votes:	0	0.00%	0	0.00%	0	0.00%	0	0.00%
	Under Votes:	0	0.00%	0	0.00%	16	14.55%	16	14.55%

Precinct Report — Unofficial

PRESIDENTIAL PREFERENCE AND REGULAR PRIMARY — OFFICIAL BALLOT FOR MUHLENBERG COUNTY — May 17, 2016

05/17/2016 07:11 PM

otal Number of Voters : 4,437 of 0 = 0.00%

Precincts Reporting 26 of 26 = 100.00%

Party	Candidate	Absentee		Early		Election		Total	
Precinct A106 (Ballots Cast: 129)									
UNITED STATES SENATOR, Vote For 1									
	James R. GOULD	0	0.00%	0	0.00%	1	5.56%	1	5.56%
	Rand PAUL	0	0.00%	0	0.00%	15	83.33%	15	83.33%
	Stephen Howard SLAUGHTER	0	0.00%	0	0.00%	2	11.11%	2	11.11%
	Cast Votes:	0	0.00%	0	0.00%	18	100.00%	18	100.00%
	Over Votes:	0	0.00%	0	0.00%	0	0.00%	0	0.00%
	Under Votes:	0	0.00%	0	0.00%	0	0.00%	0	0.00%
UNITED STATES REPRESENTATIVE in CONGRESS 1st Congressional District, Vote For 1									
	Mike PAPE	0	0.00%	0	0.00%	6	35.29%	6	35.29%
	Miles A. CAUGHEY JR.	0	0.00%	0	0.00%	0	0.00%	0	0.00%
	Jason BATTS	0	0.00%	0	0.00%	1	5.88%	1	5.88%
	James R. COMER	0	0.00%	0	0.00%	10	58.82%	10	58.82%
	Cast Votes:	0	0.00%	0	0.00%	17	94.44%	17	94.44%
	Over Votes:	0	0.00%	0	0.00%	0	0.00%	0	0.00%
	Under Votes:	0	0.00%	0	0.00%	1	5.56%	1	5.56%
PRESIDENT of the UNITED STATES, Vote For 1									
	Martin J. O'MALLEY	0	0.00%	0	0.00%	2	1.87%	2	1.87%
	Bernard "Bernie" SANDERS	0	0.00%	0	0.00%	50	46.73%	50	46.73%
	Hillary CLINTON	0	0.00%	0	0.00%	51	47.66%	51	47.66%
	Roque Rocky DE LA FUENTE	0	0.00%	0	0.00%	0	0.00%	0	0.00%
	"UNCOMMITTED"	0	0.00%	0	0.00%	4	3.74%	4	3.74%
	Cast Votes:	0	0.00%	0	0.00%	107	96.40%	107	96.40%
	Over Votes:	0	0.00%	0	0.00%	0	0.00%	0	0.00%
	Under Votes:	0	0.00%	0	0.00%	4	3.60%	4	3.60%
UNITED STATES SENATOR, Vote For 1									
	Jim GRAY	0	0.00%	0	0.00%	53	56.99%	53	56.99%
	Rory HOULIHAN	0	0.00%	0	0.00%	7	7.53%	7	7.53%
	Jeff KENDER	0	0.00%	0	0.00%	7	7.53%	7	7.53%
	Ron LEACH	0	0.00%	0	0.00%	15	16.13%	15	16.13%
	Tom RECKTENWALD	0	0.00%	0	0.00%	3	3.23%	3	3.23%
	Grant T. SHORT	0	0.00%	0	0.00%	3	3.23%	3	3.23%
	Sellus WILDER	0	0.00%	0	0.00%	5	5.38%	5	5.38%
	Cast Votes:	0	0.00%	0	0.00%	93	83.78%	93	83.78%
	Over Votes:	0	0.00%	0	0.00%	0	0.00%	0	0.00%
	Under Votes:	0	0.00%	0	0.00%	18	16.22%	18	16.22%

Precinct Report — Unofficial

PRESIDENTIAL PREFERENCE AND REGULAR PRIMARY — OFFICIAL BALLOT FOR MUHLENBERG COUNTY — May 17, 2016

05/17/2016 07:11 PM

otal Number of Voters : 4,437 of 0 = 0.00%

Precincts Reporting 26 of 26 = 100.00%

Party	Candidate	Absentee		Early		Election		Total	
Precinct A106 (Ballots Cast: 129)									
UNITED STATES REPRESENTATIVE in CONGRESS 1st Congressional District, Vote For 1									
	Tom OSBORNE	0	0.00%	0	0.00%	62	70.45%	62	70.45%
	Samuel L. GASKINS	0	0.00%	0	0.00%	26	29.55%	26	29.55%
	Cast Votes:	0	0.00%	0	0.00%	88	79.28%	88	79.28%
	Over Votes:	0	0.00%	0	0.00%	0	0.00%	0	0.00%
	Under Votes:	0	0.00%	0	0.00%	23	20.72%	23	20.72%

Precinct Report — Unofficial

PRESIDENTIAL PREFERENCE AND REGULAR PRIMARY — OFFICIAL BALLOT FOR MUHLENBERG COUNTY — May 17, 2016

05/17/2016 07:11 PM

Total Number of Voters : 4,437 of 0 = 0.00%

Precincts Reporting 26 of 26 = 100.00%

Party	Candidate	Absentee		Early		Election		Total	
Precinct A107 (Ballots Cast: 136)									
UNITED STATES SENATOR, Vote For 1									
	James R. GOULD	0	0.00%	0	0.00%	3	16.67%	3	16.67%
	Rand PAUL	0	0.00%	0	0.00%	15	83.33%	15	83.33%
	Stephen Howard SLAUGHTER	0	0.00%	0	0.00%	0	0.00%	0	0.00%
	Cast Votes:	0	0.00%	0	0.00%	18	100.00%	18	100.00%
	Over Votes:	0	0.00%	0	0.00%	0	0.00%	0	0.00%
	Under Votes:	0	0.00%	0	0.00%	0	0.00%	0	0.00%
UNITED STATES REPRESENTATIVE in CONGRESS 1st Congressional District, Vote For 1									
	Mike PAPE	0	0.00%	0	0.00%	5	29.41%	5	29.41%
	Miles A. CAUGHEY JR.	0	0.00%	0	0.00%	0	0.00%	0	0.00%
	Jason BATTS	0	0.00%	0	0.00%	2	11.76%	2	11.76%
	James R. COMER	0	0.00%	0	0.00%	10	58.82%	10	58.82%
	Cast Votes:	0	0.00%	0	0.00%	17	94.44%	17	94.44%
	Over Votes:	0	0.00%	0	0.00%	0	0.00%	0	0.00%
	Under Votes:	0	0.00%	0	0.00%	1	5.56%	1	5.56%
PRESIDENT of the UNITED STATES, Vote For 1									
	Martin J. O'MALLEY	0	0.00%	0	0.00%	2	1.71%	2	1.71%
	Bernard "Bernie" SANDERS	0	0.00%	0	0.00%	59	50.43%	59	50.43%
	Hillary CLINTON	0	0.00%	0	0.00%	39	33.33%	39	33.33%
	Roque Rocky DE LA FUENTE	0	0.00%	0	0.00%	0	0.00%	0	0.00%
	"UNCOMMITTED"	0	0.00%	0	0.00%	17	14.53%	17	14.53%
	Cast Votes:	0	0.00%	0	0.00%	117	99.15%	117	99.15%
	Over Votes:	0	0.00%	0	0.00%	0	0.00%	0	0.00%
	Under Votes:	0	0.00%	0	0.00%	1	0.85%	1	0.85%
UNITED STATES SENATOR, Vote For 1									
	Jim GRAY	0	0.00%	0	0.00%	57	56.44%	57	56.44%
	Rory HOULIHAN	0	0.00%	0	0.00%	4	3.96%	4	3.96%
	Jeff KENDER	0	0.00%	0	0.00%	8	7.92%	8	7.92%
	Ron LEACH	0	0.00%	0	0.00%	16	15.84%	16	15.84%
	Tom RECKTENWALD	0	0.00%	0	0.00%	4	3.96%	4	3.96%
	Grant T. SHORT	0	0.00%	0	0.00%	6	5.94%	6	5.94%
	Sellus WILDER	0	0.00%	0	0.00%	6	5.94%	6	5.94%
	Cast Votes:	0	0.00%	0	0.00%	101	85.59%	101	85.59%
	Over Votes:	0	0.00%	0	0.00%	0	0.00%	0	0.00%
	Under Votes:	0	0.00%	0	0.00%	17	14.41%	17	14.41%

Precinct Report — Unofficial

PRESIDENTIAL PREFERENCE AND REGULAR PRIMARY — OFFICIAL BALLOT FOR MUHLENBERG COUNTY — May 17, 2016

05/17/2016 07:11 PM

Total Number of Voters : 4,437 of 0 = 0.00%

Precincts Reporting 26 of 26 = 100.00%

Party	Candidate	Absentee		Early		Election		Total	
Precinct A107 (Ballots Cast: 136)									
UNITED STATES REPRESENTATIVE in CONGRESS 1st Congressional District, Vote For 1									
	Tom OSBORNE	0	0.00%	0	0.00%	71	71.72%	71	71.72%
	Samuel L. GASKINS	0	0.00%	0	0.00%	28	28.28%	28	28.28%
	Cast Votes:	0	0.00%	0	0.00%	99	83.90%	99	83.90%
	Over Votes:	0	0.00%	0	0.00%	0	0.00%	0	0.00%
	Under Votes:	0	0.00%	0	0.00%	19	16.10%	19	16.10%

Precinct Report — Unofficial

PRESIDENTIAL PREFERENCE AND REGULAR PRIMARY — OFFICIAL BALLOT FOR MUHLENBERG COUNTY — May 17, 2016

05/17/2016 07:11 PM

Total Number of Voters : 4,437 of 0 = 0.00%

Precincts Reporting 26 of 26 = 100.00%

Party	Candidate	Absentee		Early		Election		Total	
Precinct B101 (Ballots Cast: 169)									
UNITED STATES SENATOR, Vote For 1									
	James R. GOULD	0	0.00%	0	0.00%	1	7.14%	1	7.14%
	Rand PAUL	0	0.00%	0	0.00%	13	92.86%	13	92.86%
	Stephen Howard SLAUGHTER	0	0.00%	0	0.00%	0	0.00%	0	0.00%
	Cast Votes:	0	0.00%	0	0.00%	14	93.33%	14	93.33%
	Over Votes:	0	0.00%	0	0.00%	0	0.00%	0	0.00%
	Under Votes:	0	0.00%	0	0.00%	1	6.67%	1	6.67%
UNITED STATES REPRESENTATIVE in CONGRESS 1st Congressional District, Vote For 1									
	Mike PAPE	0	0.00%	0	0.00%	3	20.00%	3	20.00%
	Miles A. CAUGHEY JR.	0	0.00%	0	0.00%	0	0.00%	0	0.00%
	Jason BATTS	0	0.00%	0	0.00%	3	20.00%	3	20.00%
	James R. COMER	0	0.00%	0	0.00%	9	60.00%	9	60.00%
	Cast Votes:	0	0.00%	0	0.00%	15	100.00%	15	100.00%
	Over Votes:	0	0.00%	0	0.00%	0	0.00%	0	0.00%
	Under Votes:	0	0.00%	0	0.00%	0	0.00%	0	0.00%
PRESIDENT of the UNITED STATES, Vote For 1									
	Martin J. O'MALLEY	0	0.00%	0	0.00%	4	2.61%	4	2.61%
	Bernard "Bernie" SANDERS	0	0.00%	0	0.00%	66	43.14%	66	43.14%
	Hillary CLINTON	0	0.00%	0	0.00%	71	46.41%	71	46.41%
	Roque Rocky DE LA FUENTE	0	0.00%	0	0.00%	1	0.65%	1	0.65%
	"UNCOMMITTED"	0	0.00%	0	0.00%	11	7.19%	11	7.19%
	Cast Votes:	0	0.00%	0	0.00%	153	99.35%	153	99.35%
	Over Votes:	0	0.00%	0	0.00%	0	0.00%	0	0.00%
	Under Votes:	0	0.00%	0	0.00%	1	0.65%	1	0.65%
UNITED STATES SENATOR, Vote For 1									
	Jim GRAY	0	0.00%	0	0.00%	61	44.85%	61	44.85%
	Rory HOULIHAN	0	0.00%	0	0.00%	10	7.35%	10	7.35%
	Jeff KENDER	0	0.00%	0	0.00%	19	13.97%	19	13.97%
	Ron LEACH	0	0.00%	0	0.00%	22	16.18%	22	16.18%
	Tom RECKTENWALD	0	0.00%	0	0.00%	4	2.94%	4	2.94%
	Grant T. SHORT	0	0.00%	0	0.00%	3	2.21%	3	2.21%
	Sellus WILDER	0	0.00%	0	0.00%	17	12.50%	17	12.50%
	Cast Votes:	0	0.00%	0	0.00%	136	88.31%	136	88.31%
	Over Votes:	0	0.00%	0	0.00%	0	0.00%	0	0.00%
	Under Votes:	0	0.00%	0	0.00%	18	11.69%	18	11.69%

Precinct Report — Unofficial

PRESIDENTIAL PREFERENCE AND REGULAR PRIMARY — OFFICIAL BALLOT FOR MUHLENBERG COUNTY — May 17, 2016

05/17/2016 07:11 PM

Total Number of Voters : 4,437 of 0 = 0.00%

Precincts Reporting 26 of 26 = 100.00%

Party	Candidate	Absentee		Early		Election		Total	
Precinct B101 (Ballots Cast: 169)									
UNITED STATES REPRESENTATIVE in CONGRESS 1st Congressional District, Vote For 1									
	Tom OSBORNE	0	0.00%	0	0.00%	29	26.36%	29	26.36%
	Samuel L. GASKINS	0	0.00%	0	0.00%	81	73.64%	81	73.64%
	Cast Votes:	0	0.00%	0	0.00%	110	71.43%	110	71.43%
	Over Votes:	0	0.00%	0	0.00%	0	0.00%	0	0.00%
	Under Votes:	0	0.00%	0	0.00%	44	28.57%	44	28.57%

Precinct Report — Unofficial

PRESIDENTIAL PREFERENCE AND REGULAR PRIMARY — OFFICIAL BALLOT FOR MUHLENBERG COUNTY — May 17, 2016

05/17/2016 07:11 PM

Total Number of Voters : 4,437 of 0 = 0.00%

Precincts Reporting 26 of 26 = 100.00%

Party	Candidate	Absentee		Early		Election		Total	
Precinct B102 (Ballots Cast: 157)									
UNITED STATES SENATOR, Vote For 1									
	James R. GOULD	0	0.00%	0	0.00%	3	6.98%	3	6.98%
	Rand PAUL	0	0.00%	0	0.00%	36	83.72%	36	83.72%
	Stephen Howard SLAUGHTER	0	0.00%	0	0.00%	4	9.30%	4	9.30%
	Cast Votes:	0	0.00%	0	0.00%	43	100.00%	43	100.00%
	Over Votes:	0	0.00%	0	0.00%	0	0.00%	0	0.00%
	Under Votes:	0	0.00%	0	0.00%	0	0.00%	0	0.00%
UNITED STATES REPRESENTATIVE in CONGRESS 1st Congressional District, Vote For 1									
	Mike PAPE	0	0.00%	0	0.00%	5	11.90%	5	11.90%
	Miles A. CAUGHEY JR.	0	0.00%	0	0.00%	0	0.00%	0	0.00%
	Jason BATTS	0	0.00%	0	0.00%	3	7.14%	3	7.14%
	James R. COMER	0	0.00%	0	0.00%	34	80.95%	34	80.95%
	Cast Votes:	0	0.00%	0	0.00%	42	97.67%	42	97.67%
	Over Votes:	0	0.00%	0	0.00%	0	0.00%	0	0.00%
	Under Votes:	0	0.00%	0	0.00%	1	2.33%	1	2.33%
PRESIDENT of the UNITED STATES, Vote For 1									
	Martin J. O'MALLEY	0	0.00%	0	0.00%	0	0.00%	0	0.00%
	Bernard "Bernie" SANDERS	0	0.00%	0	0.00%	53	46.49%	53	46.49%
	Hillary CLINTON	0	0.00%	0	0.00%	52	45.61%	52	45.61%
	Roque Rocky DE LA FUENTE	0	0.00%	0	0.00%	0	0.00%	0	0.00%
	"UNCOMMITTED"	0	0.00%	0	0.00%	9	7.89%	9	7.89%
	Cast Votes:	0	0.00%	0	0.00%	114	100.00%	114	100.00%
	Over Votes:	0	0.00%	0	0.00%	0	0.00%	0	0.00%
	Under Votes:	0	0.00%	0	0.00%	0	0.00%	0	0.00%
UNITED STATES SENATOR, Vote For 1									
	Jim GRAY	0	0.00%	0	0.00%	46	51.11%	46	51.11%
	Rory HOULIHAN	0	0.00%	0	0.00%	5	5.56%	5	5.56%
	Jeff KENDER	0	0.00%	0	0.00%	10	11.11%	10	11.11%
	Ron LEACH	0	0.00%	0	0.00%	15	16.67%	15	16.67%
	Tom RECKTENWALD	0	0.00%	0	0.00%	2	2.22%	2	2.22%
	Grant T. SHORT	0	0.00%	0	0.00%	2	2.22%	2	2.22%
	Sellus WILDER	0	0.00%	0	0.00%	10	11.11%	10	11.11%
	Cast Votes:	0	0.00%	0	0.00%	90	78.95%	90	78.95%
	Over Votes:	0	0.00%	0	0.00%	0	0.00%	0	0.00%
	Under Votes:	0	0.00%	0	0.00%	24	21.05%	24	21.05%

Precinct Report — Unofficial

PRESIDENTIAL PREFERENCE AND REGULAR PRIMARY — OFFICIAL BALLOT FOR MUHLENBERG COUNTY — May 17, 2016

05/17/2016 07:11 PM

Total Number of Voters : 4,437 of 0 = 0.00%

Precincts Reporting 26 of 26 = 100.00%

Party	Candidate	Absentee		Early		Election		Total	
Precinct B102 (Ballots Cast: 157)									
UNITED STATES REPRESENTATIVE in CONGRESS 1st Congressional District, Vote For 1									
	Tom OSBORNE	0	0.00%	0	0.00%	51	62.96%	51	62.96%
	Samuel L. GASKINS	0	0.00%	0	0.00%	30	37.04%	30	37.04%
	Cast Votes:	0	0.00%	0	0.00%	81	71.05%	81	71.05%
	Over Votes:	0	0.00%	0	0.00%	0	0.00%	0	0.00%
	Under Votes:	0	0.00%	0	0.00%	33	28.95%	33	28.95%

Precinct Report — Unofficial

PRESIDENTIAL PREFERENCE AND REGULAR PRIMARY — OFFICIAL BALLOT FOR MUHLENBERG COUNTY — May 17, 2016

05/17/2016 07:11 PM

Total Number of Voters : 4,437 of 0 = 0.00%

Precincts Reporting 26 of 26 = 100.00%

Party	Candidate	Absentee		Early		Election		Total	
Precinct B103 (Ballots Cast: 144)									
UNITED STATES SENATOR, Vote For 1									
	James R. GOULD	0	0.00%	0	0.00%	6	15.00%	6	15.00%
	Rand PAUL	0	0.00%	0	0.00%	32	80.00%	32	80.00%
	Stephen Howard SLAUGHTER	0	0.00%	0	0.00%	2	5.00%	2	5.00%
	Cast Votes:	0	0.00%	0	0.00%	40	95.24%	40	95.24%
	Over Votes:	0	0.00%	0	0.00%	0	0.00%	0	0.00%
	Under Votes:	0	0.00%	0	0.00%	2	4.76%	2	4.76%
UNITED STATES REPRESENTATIVE in CONGRESS 1st Congressional District, Vote For 1									
	Mike PAPE	0	0.00%	0	0.00%	2	4.76%	2	4.76%
	Miles A. CAUGHEY JR.	0	0.00%	0	0.00%	2	4.76%	2	4.76%
	Jason BATTS	0	0.00%	0	0.00%	1	2.38%	1	2.38%
	James R. COMER	0	0.00%	0	0.00%	37	88.10%	37	88.10%
	Cast Votes:	0	0.00%	0	0.00%	42	100.00%	42	100.00%
	Over Votes:	0	0.00%	0	0.00%	0	0.00%	0	0.00%
	Under Votes:	0	0.00%	0	0.00%	0	0.00%	0	0.00%
PRESIDENT of the UNITED STATES, Vote For 1									
	Martin J. O'MALLEY	0	0.00%	0	0.00%	1	0.98%	1	0.98%
	Bernard "Bernie" SANDERS	0	0.00%	0	0.00%	57	55.88%	57	55.88%
	Hillary CLINTON	0	0.00%	0	0.00%	38	37.25%	38	37.25%
	Roque Rocky DE LA FUENTE	0	0.00%	0	0.00%	0	0.00%	0	0.00%
	"UNCOMMITTED"	0	0.00%	0	0.00%	6	5.88%	6	5.88%
	Cast Votes:	0	0.00%	0	0.00%	102	100.00%	102	100.00%
	Over Votes:	0	0.00%	0	0.00%	0	0.00%	0	0.00%
	Under Votes:	0	0.00%	0	0.00%	0	0.00%	0	0.00%
UNITED STATES SENATOR, Vote For 1									
	Jim GRAY	0	0.00%	0	0.00%	51	54.26%	51	54.26%
	Rory HOULIHAN	0	0.00%	0	0.00%	5	5.32%	5	5.32%
	Jeff KENDER	0	0.00%	0	0.00%	8	8.51%	8	8.51%
	Ron LEACH	0	0.00%	0	0.00%	18	19.15%	18	19.15%
	Tom RECKTENWALD	0	0.00%	0	0.00%	3	3.19%	3	3.19%
	Grant T. SHORT	0	0.00%	0	0.00%	4	4.26%	4	4.26%
	Sellus WILDER	0	0.00%	0	0.00%	5	5.32%	5	5.32%
	Cast Votes:	0	0.00%	0	0.00%	94	92.16%	94	92.16%
	Over Votes:	0	0.00%	0	0.00%	0	0.00%	0	0.00%
	Under Votes:	0	0.00%	0	0.00%	8	7.84%	8	7.84%

Precinct Report — Unofficial

PRESIDENTIAL PREFERENCE AND REGULAR PRIMARY — OFFICIAL BALLOT FOR MUHLENBERG COUNTY — May 17, 2016

05/17/2016 07:11 PM

Total Number of Voters : 4,437 of 0 = 0.00%

Precincts Reporting 26 of 26 = 100.00%

Party	Candidate	Absentee		Early		Election		Total	
Precinct B103 (Ballots Cast: 144)									
UNITED STATES REPRESENTATIVE in CONGRESS 1st Congressional District, Vote For 1									
	Tom OSBORNE	0	0.00%	0	0.00%	54	58.06%	54	58.06%
	Samuel L. GASKINS	0	0.00%	0	0.00%	39	41.94%	39	41.94%
	Cast Votes:	0	0.00%	0	0.00%	93	91.18%	93	91.18%
	Over Votes:	0	0.00%	0	0.00%	0	0.00%	0	0.00%
	Under Votes:	0	0.00%	0	0.00%	9	8.82%	9	8.82%

Precinct Report — Unofficial

PRESIDENTIAL PREFERENCE AND REGULAR PRIMARY — OFFICIAL BALLOT FOR MUHLENBERG COUNTY — May 17, 2016

05/17/2016 07:11 PM

Total Number of Voters : 4,437 of 0 = 0.00%

Precincts Reporting 26 of 26 = 100.00%

Party	Candidate	Absentee		Early		Election		Total	
Precinct B104 (Ballots Cast: 269)									
UNITED STATES SENATOR, Vote For 1									
	James R. GOULD	0	0.00%	0	0.00%	3	6.82%	3	6.82%
	Rand PAUL	0	0.00%	0	0.00%	39	88.64%	39	88.64%
	Stephen Howard SLAUGHTER	0	0.00%	0	0.00%	2	4.55%	2	4.55%
	Cast Votes:	0	0.00%	0	0.00%	44	100.00%	44	100.00%
	Over Votes:	0	0.00%	0	0.00%	0	0.00%	0	0.00%
	Under Votes:	0	0.00%	0	0.00%	0	0.00%	0	0.00%
UNITED STATES REPRESENTATIVE in CONGRESS 1st Congressional District, Vote For 1									
	Mike PAPE	0	0.00%	0	0.00%	7	15.91%	7	15.91%
	Miles A. CAUGHEY JR.	0	0.00%	0	0.00%	2	4.55%	2	4.55%
	Jason BATTS	0	0.00%	0	0.00%	1	2.27%	1	2.27%
	James R. COMER	0	0.00%	0	0.00%	34	77.27%	34	77.27%
	Cast Votes:	0	0.00%	0	0.00%	44	100.00%	44	100.00%
	Over Votes:	0	0.00%	0	0.00%	0	0.00%	0	0.00%
	Under Votes:	0	0.00%	0	0.00%	0	0.00%	0	0.00%
PRESIDENT of the UNITED STATES, Vote For 1									
	Martin J. O'MALLEY	0	0.00%	0	0.00%	1	0.45%	1	0.45%
	Bernard "Bernie" SANDERS	0	0.00%	0	0.00%	101	45.29%	101	45.29%
	Hillary CLINTON	0	0.00%	0	0.00%	103	46.19%	103	46.19%
	Roque Rocky DE LA FUENTE	0	0.00%	0	0.00%	1	0.45%	1	0.45%
	"UNCOMMITTED"	0	0.00%	0	0.00%	17	7.62%	17	7.62%
	Cast Votes:	0	0.00%	0	0.00%	223	99.11%	223	99.11%
	Over Votes:	0	0.00%	0	0.00%	0	0.00%	0	0.00%
	Under Votes:	0	0.00%	0	0.00%	2	0.89%	2	0.89%
UNITED STATES SENATOR, Vote For 1									
	Jim GRAY	0	0.00%	0	0.00%	107	55.44%	107	55.44%
	Rory HOULIHAN	0	0.00%	0	0.00%	5	2.59%	5	2.59%
	Jeff KENDER	0	0.00%	0	0.00%	13	6.74%	13	6.74%
	Ron LEACH	0	0.00%	0	0.00%	29	15.03%	29	15.03%
	Tom RECKTENWALD	0	0.00%	0	0.00%	6	3.11%	6	3.11%
	Grant T. SHORT	0	0.00%	0	0.00%	18	9.33%	18	9.33%
	Sellus WILDER	0	0.00%	0	0.00%	15	7.77%	15	7.77%
	Cast Votes:	0	0.00%	0	0.00%	193	85.78%	193	85.78%
	Over Votes:	0	0.00%	0	0.00%	0	0.00%	0	0.00%
	Under Votes:	0	0.00%	0	0.00%	32	14.22%	32	14.22%

Precinct Report — Unofficial

PRESIDENTIAL PREFERENCE AND REGULAR PRIMARY — OFFICIAL BALLOT FOR MUHLENBERG COUNTY — May 17, 2016

05/17/2016 07:11 PM

Total Number of Voters : 4,437 of 0 = 0.00%

Precincts Reporting 26 of 26 = 100.00%

Party	Candidate	Absentee		Early		Election		Total	
Precinct B104 (Ballots Cast: 269)									
UNITED STATES REPRESENTATIVE in CONGRESS 1st Congressional District, Vote For 1									
	Tom OSBORNE	0	0.00%	0	0.00%	128	69.19%	128	69.19%
	Samuel L. GASKINS	0	0.00%	0	0.00%	57	30.81%	57	30.81%
	Cast Votes:	0	0.00%	0	0.00%	185	82.22%	185	82.22%
	Over Votes:	0	0.00%	0	0.00%	0	0.00%	0	0.00%
	Under Votes:	0	0.00%	0	0.00%	40	17.78%	40	17.78%

Precinct Report — Unofficial

PRESIDENTIAL PREFERENCE AND REGULAR PRIMARY — OFFICIAL BALLOT FOR MUHLENBERG COUNTY — May 17, 2016

05/17/2016 07:11 PM

Total Number of Voters : 4,437 of 0 = 0.00%

Precincts Reporting 26 of 26 = 100.00%

Party	Candidate	Absentee		Early		Election		Total	
Precinct B105 (Ballots Cast: 113)									
UNITED STATES SENATOR, Vote For 1									
	James R. GOULD	0	0.00%	0	0.00%	3	7.89%	3	7.89%
	Rand PAUL	0	0.00%	0	0.00%	33	86.84%	33	86.84%
	Stephen Howard SLAUGHTER	0	0.00%	0	0.00%	2	5.26%	2	5.26%
	Cast Votes:	0	0.00%	0	0.00%	38	100.00%	38	100.00%
	Over Votes:	0	0.00%	0	0.00%	0	0.00%	0	0.00%
	Under Votes:	0	0.00%	0	0.00%	0	0.00%	0	0.00%
UNITED STATES REPRESENTATIVE in CONGRESS 1st Congressional District, Vote For 1									
	Mike PAPE	0	0.00%	0	0.00%	13	34.21%	13	34.21%
	Miles A. CAUGHEY JR.	0	0.00%	0	0.00%	0	0.00%	0	0.00%
	Jason BATTS	0	0.00%	0	0.00%	6	15.79%	6	15.79%
	James R. COMER	0	0.00%	0	0.00%	19	50.00%	19	50.00%
	Cast Votes:	0	0.00%	0	0.00%	38	100.00%	38	100.00%
	Over Votes:	0	0.00%	0	0.00%	0	0.00%	0	0.00%
	Under Votes:	0	0.00%	0	0.00%	0	0.00%	0	0.00%
PRESIDENT of the UNITED STATES, Vote For 1									
	Martin J. O'MALLEY	0	0.00%	0	0.00%	0	0.00%	0	0.00%
	Bernard "Bernie" SANDERS	0	0.00%	0	0.00%	29	39.19%	29	39.19%
	Hillary CLINTON	0	0.00%	0	0.00%	37	50.00%	37	50.00%
	Roque Rocky DE LA FUENTE	0	0.00%	0	0.00%	0	0.00%	0	0.00%
	"UNCOMMITTED"	0	0.00%	0	0.00%	8	10.81%	8	10.81%
	Cast Votes:	0	0.00%	0	0.00%	74	98.67%	74	98.67%
	Over Votes:	0	0.00%	0	0.00%	0	0.00%	0	0.00%
	Under Votes:	0	0.00%	0	0.00%	1	1.33%	1	1.33%
UNITED STATES SENATOR, Vote For 1									
	Jim GRAY	0	0.00%	0	0.00%	33	50.77%	33	50.77%
	Rory HOULIHAN	0	0.00%	0	0.00%	2	3.08%	2	3.08%
	Jeff KENDER	0	0.00%	0	0.00%	10	15.38%	10	15.38%
	Ron LEACH	0	0.00%	0	0.00%	10	15.38%	10	15.38%
	Tom RECKTENWALD	0	0.00%	0	0.00%	0	0.00%	0	0.00%
	Grant T. SHORT	0	0.00%	0	0.00%	2	3.08%	2	3.08%
	Sellus WILDER	0	0.00%	0	0.00%	8	12.31%	8	12.31%
	Cast Votes:	0	0.00%	0	0.00%	65	86.67%	65	86.67%
	Over Votes:	0	0.00%	0	0.00%	0	0.00%	0	0.00%
	Under Votes:	0	0.00%	0	0.00%	10	13.33%	10	13.33%

Precinct Report — Unofficial

PRESIDENTIAL PREFERENCE AND REGULAR PRIMARY — OFFICIAL BALLOT FOR MUHLENBERG COUNTY — May 17, 2016

05/17/2016 07:11 PM

Total Number of Voters : 4,437 of 0 = 0.00%

Precincts Reporting 26 of 26 = 100.00%

Party	Candidate	Absentee		Early		Election		Total	
Precinct B105 (Ballots Cast: 113)									
UNITED STATES REPRESENTATIVE in CONGRESS 1st Congressional District, Vote For 1									
	Tom OSBORNE	0	0.00%	0	0.00%	41	64.06%	41	64.06%
	Samuel L. GASKINS	0	0.00%	0	0.00%	23	35.94%	23	35.94%
	Cast Votes:	0	0.00%	0	0.00%	64	85.33%	64	85.33%
	Over Votes:	0	0.00%	0	0.00%	0	0.00%	0	0.00%
	Under Votes:	0	0.00%	0	0.00%	11	14.67%	11	14.67%

Precinct Report — Unofficial

PRESIDENTIAL PREFERENCE AND REGULAR PRIMARY — OFFICIAL BALLOT FOR MUHLENBERG COUNTY — May 17, 2016

05/17/2016 07:11 PM

Total Number of Voters : 4,437 of 0 = 0.00%

Precincts Reporting 26 of 26 = 100.00%

Party	Candidate	Absentee		Early		Election		Total	
Precinct C101 (Ballots Cast: 347)									
UNITED STATES SENATOR, Vote For 1									
	James R. GOULD	0	0.00%	0	0.00%	6	6.90%	6	6.90%
	Rand PAUL	0	0.00%	0	0.00%	78	89.66%	78	89.66%
	Stephen Howard SLAUGHTER	0	0.00%	0	0.00%	3	3.45%	3	3.45%
	Cast Votes:	0	0.00%	0	0.00%	87	100.00%	87	100.00%
	Over Votes:	0	0.00%	0	0.00%	0	0.00%	0	0.00%
	Under Votes:	0	0.00%	0	0.00%	0	0.00%	0	0.00%
UNITED STATES REPRESENTATIVE in CONGRESS 1st Congressional District, Vote For 1									
	Mike PAPE	0	0.00%	0	0.00%	16	19.05%	16	19.05%
	Miles A. CAUGHEY JR.	0	0.00%	0	0.00%	3	3.57%	3	3.57%
	Jason BATTS	0	0.00%	0	0.00%	9	10.71%	9	10.71%
	James R. COMER	0	0.00%	0	0.00%	56	66.67%	56	66.67%
	Cast Votes:	0	0.00%	0	0.00%	84	96.55%	84	96.55%
	Over Votes:	0	0.00%	0	0.00%	0	0.00%	0	0.00%
	Under Votes:	0	0.00%	0	0.00%	3	3.45%	3	3.45%
PRESIDENT of the UNITED STATES, Vote For 1									
	Martin J. O'MALLEY	0	0.00%	0	0.00%	10	3.85%	10	3.85%
	Bernard "Bernie" SANDERS	0	0.00%	0	0.00%	128	49.23%	128	49.23%
	Hillary CLINTON	0	0.00%	0	0.00%	95	36.54%	95	36.54%
	Roque Rocky DE LA FUENTE	0	0.00%	0	0.00%	2	0.77%	2	0.77%
	"UNCOMMITTED"	0	0.00%	0	0.00%	25	9.62%	25	9.62%
	Cast Votes:	0	0.00%	0	0.00%	260	100.00%	260	100.00%
	Over Votes:	0	0.00%	0	0.00%	0	0.00%	0	0.00%
	Under Votes:	0	0.00%	0	0.00%	0	0.00%	0	0.00%
UNITED STATES SENATOR, Vote For 1									
	Jim GRAY	0	0.00%	0	0.00%	146	66.67%	146	66.67%
	Rory HOULIHAN	0	0.00%	0	0.00%	5	2.28%	5	2.28%
	Jeff KENDER	0	0.00%	0	0.00%	6	2.74%	6	2.74%
	Ron LEACH	0	0.00%	0	0.00%	35	15.98%	35	15.98%
	Tom RECKTENWALD	0	0.00%	0	0.00%	3	1.37%	3	1.37%
	Grant T. SHORT	0	0.00%	0	0.00%	8	3.65%	8	3.65%
	Sellus WILDER	0	0.00%	0	0.00%	16	7.31%	16	7.31%
	Cast Votes:	0	0.00%	0	0.00%	219	84.23%	219	84.23%
	Over Votes:	0	0.00%	0	0.00%	0	0.00%	0	0.00%
	Under Votes:	0	0.00%	0	0.00%	41	15.77%	41	15.77%

Precinct Report — Unofficial

PRESIDENTIAL PREFERENCE AND REGULAR PRIMARY — OFFICIAL BALLOT FOR MUHLENBERG COUNTY — May 17, 2016

05/17/2016 07:11 PM

Total Number of Voters : 4,437 of 0 = 0.00%

Precincts Reporting 26 of 26 = 100.00%

Party	Candidate	Absentee		Early		Election		Total	
Precinct C101 (Ballots Cast: 347)									
UNITED STATES REPRESENTATIVE in CONGRESS 1st Congressional District, Vote For 1									
	Tom OSBORNE	0	0.00%	0	0.00%	149	72.33%	149	72.33%
	Samuel L. GASKINS	0	0.00%	0	0.00%	57	27.67%	57	27.67%
	Cast Votes:	0	0.00%	0	0.00%	206	79.23%	206	79.23%
	Over Votes:	0	0.00%	0	0.00%	0	0.00%	0	0.00%
	Under Votes:	0	0.00%	0	0.00%	54	20.77%	54	20.77%

Precinct Report — Unofficial

PRESIDENTIAL PREFERENCE AND REGULAR PRIMARY — OFFICIAL BALLOT FOR MUHLENBERG COUNTY — May 17, 2016

05/17/2016 07:11 PM

Total Number of Voters : 4,437 of 0 = 0.00%

Precincts Reporting 26 of 26 = 100.00%

Party	Candidate	Absentee		Early		Election		Total	
Precinct C103 (Ballots Cast: 145)									
UNITED STATES SENATOR, Vote For 1									
	James R. GOULD	0	0.00%	0	0.00%	0	0.00%	0	0.00%
	Rand PAUL	0	0.00%	0	0.00%	17	89.47%	17	89.47%
	Stephen Howard SLAUGHTER	0	0.00%	0	0.00%	2	10.53%	2	10.53%
	Cast Votes:	0	0.00%	0	0.00%	19	95.00%	19	95.00%
	Over Votes:	0	0.00%	0	0.00%	0	0.00%	0	0.00%
	Under Votes:	0	0.00%	0	0.00%	1	5.00%	1	5.00%
UNITED STATES REPRESENTATIVE in CONGRESS 1st Congressional District, Vote For 1									
	Mike PAPE	0	0.00%	0	0.00%	2	10.53%	2	10.53%
	Miles A. CAUGHEY JR.	0	0.00%	0	0.00%	0	0.00%	0	0.00%
	Jason BATTS	0	0.00%	0	0.00%	2	10.53%	2	10.53%
	James R. COMER	0	0.00%	0	0.00%	15	78.95%	15	78.95%
	Cast Votes:	0	0.00%	0	0.00%	19	95.00%	19	95.00%
	Over Votes:	0	0.00%	0	0.00%	0	0.00%	0	0.00%
	Under Votes:	0	0.00%	0	0.00%	1	5.00%	1	5.00%
PRESIDENT of the UNITED STATES, Vote For 1									
	Martin J. O'MALLEY	0	0.00%	0	0.00%	0	0.00%	0	0.00%
	Bernard "Bernie" SANDERS	0	0.00%	0	0.00%	61	49.19%	61	49.19%
	Hillary CLINTON	0	0.00%	0	0.00%	53	42.74%	53	42.74%
	Roque Rocky DE LA FUENTE	0	0.00%	0	0.00%	0	0.00%	0	0.00%
	"UNCOMMITTED"	0	0.00%	0	0.00%	10	8.06%	10	8.06%
	Cast Votes:	0	0.00%	0	0.00%	124	99.20%	124	99.20%
	Over Votes:	0	0.00%	0	0.00%	0	0.00%	0	0.00%
	Under Votes:	0	0.00%	0	0.00%	1	0.80%	1	0.80%
UNITED STATES SENATOR, Vote For 1									
	Jim GRAY	0	0.00%	0	0.00%	56	52.83%	56	52.83%
	Rory HOULIHAN	0	0.00%	0	0.00%	10	9.43%	10	9.43%
	Jeff KENDER	0	0.00%	0	0.00%	8	7.55%	8	7.55%
	Ron LEACH	0	0.00%	0	0.00%	14	13.21%	14	13.21%
	Tom RECKTENWALD	0	0.00%	0	0.00%	1	0.94%	1	0.94%
	Grant T. SHORT	0	0.00%	0	0.00%	8	7.55%	8	7.55%
	Sellus WILDER	0	0.00%	0	0.00%	9	8.49%	9	8.49%
	Cast Votes:	0	0.00%	0	0.00%	106	84.80%	106	84.80%
	Over Votes:	0	0.00%	0	0.00%	0	0.00%	0	0.00%
	Under Votes:	0	0.00%	0	0.00%	19	15.20%	19	15.20%

Precinct Report — Unofficial

PRESIDENTIAL PREFERENCE AND REGULAR PRIMARY — OFFICIAL BALLOT FOR MUHLENBERG COUNTY — May 17, 2016

05/17/2016 07:11 PM

Total Number of Voters : 4,437 of 0 = 0.00%

Precincts Reporting 26 of 26 = 100.00%

Party	Candidate	Absentee		Early		Election		Total	
Precinct C103 (Ballots Cast: 145)									
UNITED STATES REPRESENTATIVE in CONGRESS 1st Congressional District, Vote For 1									
	Tom OSBORNE	0	0.00%	0	0.00%	68	69.39%	68	69.39%
	Samuel L. GASKINS	0	0.00%	0	0.00%	30	30.61%	30	30.61%
	Cast Votes:	0	0.00%	0	0.00%	98	78.40%	98	78.40%
	Over Votes:	0	0.00%	0	0.00%	0	0.00%	0	0.00%
	Under Votes:	0	0.00%	0	0.00%	27	21.60%	27	21.60%

Precinct Report — Unofficial

PRESIDENTIAL PREFERENCE AND REGULAR PRIMARY — OFFICIAL BALLOT FOR MUHLENBERG COUNTY — May 17, 2016

05/17/2016 07:11 PM

Total Number of Voters : 4,437 of 0 = 0.00%

Precincts Reporting 26 of 26 = 100.00%

Party	Candidate	Absentee		Early		Election		Total	
Precinct C104 (Ballots Cast: 222)									
UNITED STATES SENATOR, Vote For 1									
	James R. GOULD	0	0.00%	0	0.00%	5	11.63%	5	11.63%
	Rand PAUL	0	0.00%	0	0.00%	36	83.72%	36	83.72%
	Stephen Howard SLAUGHTER	0	0.00%	0	0.00%	2	4.65%	2	4.65%
	Cast Votes:	0	0.00%	0	0.00%	43	97.73%	43	97.73%
	Over Votes:	0	0.00%	0	0.00%	0	0.00%	0	0.00%
	Under Votes:	0	0.00%	0	0.00%	1	2.27%	1	2.27%
UNITED STATES REPRESENTATIVE in CONGRESS 1st Congressional District, Vote For 1									
	Mike PAPE	0	0.00%	0	0.00%	8	18.60%	8	18.60%
	Miles A. CAUGHEY JR.	0	0.00%	0	0.00%	2	4.65%	2	4.65%
	Jason BATTS	0	0.00%	0	0.00%	5	11.63%	5	11.63%
	James R. COMER	0	0.00%	0	0.00%	28	65.12%	28	65.12%
	Cast Votes:	0	0.00%	0	0.00%	43	97.73%	43	97.73%
	Over Votes:	0	0.00%	0	0.00%	0	0.00%	0	0.00%
	Under Votes:	0	0.00%	0	0.00%	1	2.27%	1	2.27%
PRESIDENT of the UNITED STATES, Vote For 1									
	Martin J. O'MALLEY	0	0.00%	0	0.00%	4	2.25%	4	2.25%
	Bernard "Bernie" SANDERS	0	0.00%	0	0.00%	78	43.82%	78	43.82%
	Hillary CLINTON	0	0.00%	0	0.00%	77	43.26%	77	43.26%
	Roque Rocky DE LA FUENTE	0	0.00%	0	0.00%	1	0.56%	1	0.56%
	"UNCOMMITTED"	0	0.00%	0	0.00%	18	10.11%	18	10.11%
	Cast Votes:	0	0.00%	0	0.00%	178	100.00%	178	100.00%
	Over Votes:	0	0.00%	0	0.00%	0	0.00%	0	0.00%
	Under Votes:	0	0.00%	0	0.00%	0	0.00%	0	0.00%
UNITED STATES SENATOR, Vote For 1									
	Jim GRAY	0	0.00%	0	0.00%	81	56.64%	81	56.64%
	Rory HOULIHAN	0	0.00%	0	0.00%	9	6.29%	9	6.29%
	Jeff KENDER	0	0.00%	0	0.00%	10	6.99%	10	6.99%
	Ron LEACH	0	0.00%	0	0.00%	17	11.89%	17	11.89%
	Tom RECKTENWALD	0	0.00%	0	0.00%	4	2.80%	4	2.80%
	Grant T. SHORT	0	0.00%	0	0.00%	9	6.29%	9	6.29%
	Sellus WILDER	0	0.00%	0	0.00%	13	9.09%	13	9.09%
	Cast Votes:	0	0.00%	0	0.00%	143	80.34%	143	80.34%
	Over Votes:	0	0.00%	0	0.00%	0	0.00%	0	0.00%
	Under Votes:	0	0.00%	0	0.00%	35	19.66%	35	19.66%

Precinct Report — Unofficial

PRESIDENTIAL PREFERENCE AND REGULAR PRIMARY — OFFICIAL BALLOT FOR MUHLENBERG COUNTY — May 17, 2016

05/17/2016 07:11 PM

Total Number of Voters : 4,437 of 0 = 0.00%

Precincts Reporting 26 of 26 = 100.00%

Party	Candidate	Absentee		Early		Election		Total	
Precinct C104 (Ballots Cast: 222)									
UNITED STATES REPRESENTATIVE in CONGRESS 1st Congressional District, Vote For 1									
	Tom OSBORNE	0	0.00%	0	0.00%	102	76.12%	102	76.12%
	Samuel L. GASKINS	0	0.00%	0	0.00%	32	23.88%	32	23.88%
	Cast Votes:	0	0.00%	0	0.00%	134	75.28%	134	75.28%
	Over Votes:	0	0.00%	0	0.00%	0	0.00%	0	0.00%
	Under Votes:	0	0.00%	0	0.00%	44	24.72%	44	24.72%

Precinct Report — Unofficial

PRESIDENTIAL PREFERENCE AND REGULAR PRIMARY — OFFICIAL BALLOT FOR MUHLENBERG COUNTY — May 17, 2016

05/17/2016 07:11 PM

Total Number of Voters : 4,437 of 0 = 0.00%

Precincts Reporting 26 of 26 = 100.00%

Party	Candidate	Absentee		Early		Election		Total	
Precinct C106 (Ballots Cast: 246)									
UNITED STATES SENATOR, Vote For 1									
	James R. GOULD	0	0.00%	0	0.00%	4	6.45%	4	6.45%
	Rand PAUL	0	0.00%	0	0.00%	56	90.32%	56	90.32%
	Stephen Howard SLAUGHTER	0	0.00%	0	0.00%	2	3.23%	2	3.23%
	Cast Votes:	0	0.00%	0	0.00%	62	100.00%	62	100.00%
	Over Votes:	0	0.00%	0	0.00%	0	0.00%	0	0.00%
	Under Votes:	0	0.00%	0	0.00%	0	0.00%	0	0.00%
UNITED STATES REPRESENTATIVE in CONGRESS 1st Congressional District, Vote For 1									
	Mike PAPE	0	0.00%	0	0.00%	18	29.03%	18	29.03%
	Miles A. CAUGHEY JR.	0	0.00%	0	0.00%	3	4.84%	3	4.84%
	Jason BATTS	0	0.00%	0	0.00%	6	9.68%	6	9.68%
	James R. COMER	0	0.00%	0	0.00%	35	56.45%	35	56.45%
	Cast Votes:	0	0.00%	0	0.00%	62	100.00%	62	100.00%
	Over Votes:	0	0.00%	0	0.00%	0	0.00%	0	0.00%
	Under Votes:	0	0.00%	0	0.00%	0	0.00%	0	0.00%
PRESIDENT of the UNITED STATES, Vote For 1									
	Martin J. O'MALLEY	0	0.00%	0	0.00%	5	2.75%	5	2.75%
	Bernard "Bernie" SANDERS	0	0.00%	0	0.00%	87	47.80%	87	47.80%
	Hillary CLINTON	0	0.00%	0	0.00%	72	39.56%	72	39.56%
	Roque Rocky DE LA FUENTE	0	0.00%	0	0.00%	1	0.55%	1	0.55%
	"UNCOMMITTED"	0	0.00%	0	0.00%	17	9.34%	17	9.34%
	Cast Votes:	0	0.00%	0	0.00%	182	98.91%	182	98.91%
	Over Votes:	0	0.00%	0	0.00%	0	0.00%	0	0.00%
	Under Votes:	0	0.00%	0	0.00%	2	1.09%	2	1.09%
UNITED STATES SENATOR, Vote For 1									
	Jim GRAY	0	0.00%	0	0.00%	88	55.00%	88	55.00%
	Rory HOULIHAN	0	0.00%	0	0.00%	10	6.25%	10	6.25%
	Jeff KENDER	0	0.00%	0	0.00%	16	10.00%	16	10.00%
	Ron LEACH	0	0.00%	0	0.00%	16	10.00%	16	10.00%
	Tom RECKTENWALD	0	0.00%	0	0.00%	4	2.50%	4	2.50%
	Grant T. SHORT	0	0.00%	0	0.00%	6	3.75%	6	3.75%
	Sellus WILDER	0	0.00%	0	0.00%	20	12.50%	20	12.50%
	Cast Votes:	0	0.00%	0	0.00%	160	86.96%	160	86.96%
	Over Votes:	0	0.00%	0	0.00%	0	0.00%	0	0.00%
	Under Votes:	0	0.00%	0	0.00%	24	13.04%	24	13.04%

Precinct Report — Unofficial

PRESIDENTIAL PREFERENCE AND REGULAR PRIMARY — OFFICIAL BALLOT FOR MUHLENBERG COUNTY — May 17, 2016

05/17/2016 07:11 PM

Total Number of Voters : 4,437 of 0 = 0.00%

Precincts Reporting 26 of 26 = 100.00%

Party	Candidate	Absentee		Early		Election		Total	
Precinct C106 (Ballots Cast: 246)									
UNITED STATES REPRESENTATIVE in CONGRESS 1st Congressional District, Vote For 1									
	Tom OSBORNE	0	0.00%	0	0.00%	116	72.50%	116	72.50%
	Samuel L. GASKINS	0	0.00%	0	0.00%	44	27.50%	44	27.50%
	Cast Votes:	0	0.00%	0	0.00%	160	86.96%	160	86.96%
	Over Votes:	0	0.00%	0	0.00%	0	0.00%	0	0.00%
	Under Votes:	0	0.00%	0	0.00%	24	13.04%	24	13.04%

Precinct Report — Unofficial

PRESIDENTIAL PREFERENCE AND REGULAR PRIMARY — OFFICIAL BALLOT FOR MUHLENBERG COUNTY — May 17, 2016

05/17/2016 07:11 PM

Total Number of Voters : 4,437 of 0 = 0.00%

Precincts Reporting 26 of 26 = 100.00%

Party	Candidate	Absentee		Early		Election		Total	
Precinct D101 (Ballots Cast: 277)									
UNITED STATES SENATOR, Vote For 1									
	James R. GOULD	0	0.00%	0	0.00%	8	14.29%	8	14.29%
	Rand PAUL	0	0.00%	0	0.00%	45	80.36%	45	80.36%
	Stephen Howard SLAUGHTER	0	0.00%	0	0.00%	3	5.36%	3	5.36%
	Cast Votes:	0	0.00%	0	0.00%	56	98.25%	56	98.25%
	Over Votes:	0	0.00%	0	0.00%	0	0.00%	0	0.00%
	Under Votes:	0	0.00%	0	0.00%	1	1.75%	1	1.75%
UNITED STATES REPRESENTATIVE in CONGRESS 1st Congressional District, Vote For 1									
	Mike PAPE	0	0.00%	0	0.00%	20	35.09%	20	35.09%
	Miles A. CAUGHEY JR.	0	0.00%	0	0.00%	1	1.75%	1	1.75%
	Jason BATTS	0	0.00%	0	0.00%	8	14.04%	8	14.04%
	James R. COMER	0	0.00%	0	0.00%	28	49.12%	28	49.12%
	Cast Votes:	0	0.00%	0	0.00%	57	100.00%	57	100.00%
	Over Votes:	0	0.00%	0	0.00%	0	0.00%	0	0.00%
	Under Votes:	0	0.00%	0	0.00%	0	0.00%	0	0.00%
PRESIDENT of the UNITED STATES, Vote For 1									
	Martin J. O'MALLEY	0	0.00%	0	0.00%	3	1.38%	3	1.38%
	Bernard "Bernie" SANDERS	0	0.00%	0	0.00%	106	48.62%	106	48.62%
	Hillary CLINTON	0	0.00%	0	0.00%	85	38.99%	85	38.99%
	Roque Rocky DE LA FUENTE	0	0.00%	0	0.00%	1	0.46%	1	0.46%
	"UNCOMMITTED"	0	0.00%	0	0.00%	23	10.55%	23	10.55%
	Cast Votes:	0	0.00%	0	0.00%	218	99.09%	218	99.09%
	Over Votes:	0	0.00%	0	0.00%	0	0.00%	0	0.00%
	Under Votes:	0	0.00%	0	0.00%	2	0.91%	2	0.91%
UNITED STATES SENATOR, Vote For 1									
	Jim GRAY	0	0.00%	0	0.00%	93	47.69%	93	47.69%
	Rory HOULIHAN	0	0.00%	0	0.00%	10	5.13%	10	5.13%
	Jeff KENDER	0	0.00%	0	0.00%	13	6.67%	13	6.67%
	Ron LEACH	0	0.00%	0	0.00%	32	16.41%	32	16.41%
	Tom RECKTENWALD	0	0.00%	0	0.00%	11	5.64%	11	5.64%
	Grant T. SHORT	0	0.00%	0	0.00%	19	9.74%	19	9.74%
	Sellus WILDER	0	0.00%	0	0.00%	17	8.72%	17	8.72%
	Cast Votes:	0	0.00%	0	0.00%	195	88.64%	195	88.64%
	Over Votes:	0	0.00%	0	0.00%	0	0.00%	0	0.00%
	Under Votes:	0	0.00%	0	0.00%	25	11.36%	25	11.36%

Precinct Report — Unofficial

PRESIDENTIAL PREFERENCE AND REGULAR PRIMARY — OFFICIAL BALLOT FOR MUHLENBERG COUNTY — May 17, 2016

05/17/2016 07:11 PM

Total Number of Voters : 4,437 of 0 = 0.00%

Precincts Reporting 26 of 26 = 100.00%

Party	Candidate	Absentee		Early		Election		Total	
Precinct D101 (Ballots Cast: 277)									
UNITED STATES REPRESENTATIVE in CONGRESS 1st Congressional District, Vote For 1									
	Tom OSBORNE	0	0.00%	0	0.00%	123	67.58%	123	67.58%
	Samuel L. GASKINS	0	0.00%	0	0.00%	59	32.42%	59	32.42%
	Cast Votes:	0	0.00%	0	0.00%	182	82.73%	182	82.73%
	Over Votes:	0	0.00%	0	0.00%	1	0.45%	1	0.45%
	Under Votes:	0	0.00%	0	0.00%	37	16.82%	37	16.82%

Precinct Report — Unofficial

PRESIDENTIAL PREFERENCE AND REGULAR PRIMARY — OFFICIAL BALLOT FOR MUHLENBERG COUNTY — May 17, 2016

05/17/2016 07:11 PM

Total Number of Voters : 4,437 of 0 = 0.00%

Precincts Reporting 26 of 26 = 100.00%

Party	Candidate	Absentee		Early		Election		Total	
Precinct D102 (Ballots Cast: 133)									
UNITED STATES SENATOR, Vote For 1									
	James R. GOULD	0	0.00%	0	0.00%	1	5.26%	1	5.26%
	Rand PAUL	0	0.00%	0	0.00%	18	94.74%	18	94.74%
	Stephen Howard SLAUGHTER	0	0.00%	0	0.00%	0	0.00%	0	0.00%
	Cast Votes:	0	0.00%	0	0.00%	19	95.00%	19	95.00%
	Over Votes:	0	0.00%	0	0.00%	0	0.00%	0	0.00%
	Under Votes:	0	0.00%	0	0.00%	1	5.00%	1	5.00%
UNITED STATES REPRESENTATIVE in CONGRESS 1st Congressional District, Vote For 1									
	Mike PAPE	0	0.00%	0	0.00%	4	21.05%	4	21.05%
	Miles A. CAUGHEY JR.	0	0.00%	0	0.00%	4	21.05%	4	21.05%
	Jason BATTS	0	0.00%	0	0.00%	4	21.05%	4	21.05%
	James R. COMER	0	0.00%	0	0.00%	7	36.84%	7	36.84%
	Cast Votes:	0	0.00%	0	0.00%	19	95.00%	19	95.00%
	Over Votes:	0	0.00%	0	0.00%	0	0.00%	0	0.00%
	Under Votes:	0	0.00%	0	0.00%	1	5.00%	1	5.00%
PRESIDENT of the UNITED STATES, Vote For 1									
	Martin J. O'MALLEY	0	0.00%	0	0.00%	1	0.88%	1	0.88%
	Bernard "Bernie" SANDERS	0	0.00%	0	0.00%	51	45.13%	51	45.13%
	Hillary CLINTON	0	0.00%	0	0.00%	51	45.13%	51	45.13%
	Roque Rocky DE LA FUENTE	0	0.00%	0	0.00%	0	0.00%	0	0.00%
	"UNCOMMITTED"	0	0.00%	0	0.00%	10	8.85%	10	8.85%
	Cast Votes:	0	0.00%	0	0.00%	113	100.00%	113	100.00%
	Over Votes:	0	0.00%	0	0.00%	0	0.00%	0	0.00%
	Under Votes:	0	0.00%	0	0.00%	0	0.00%	0	0.00%
UNITED STATES SENATOR, Vote For 1									
	Jim GRAY	0	0.00%	0	0.00%	64	68.82%	64	68.82%
	Rory HOULIHAN	0	0.00%	0	0.00%	3	3.23%	3	3.23%
	Jeff KENDER	0	0.00%	0	0.00%	4	4.30%	4	4.30%
	Ron LEACH	0	0.00%	0	0.00%	8	8.60%	8	8.60%
	Tom RECKTENWALD	0	0.00%	0	0.00%	2	2.15%	2	2.15%
	Grant T. SHORT	0	0.00%	0	0.00%	2	2.15%	2	2.15%
	Sellus WILDER	0	0.00%	0	0.00%	10	10.75%	10	10.75%
	Cast Votes:	0	0.00%	0	0.00%	93	82.30%	93	82.30%
	Over Votes:	0	0.00%	0	0.00%	0	0.00%	0	0.00%
	Under Votes:	0	0.00%	0	0.00%	20	17.70%	20	17.70%

Precinct Report — Unofficial

PRESIDENTIAL PREFERENCE AND REGULAR PRIMARY — OFFICIAL BALLOT FOR MUHLENBERG COUNTY — May 17, 2016

05/17/2016 07:11 PM

Total Number of Voters : 4,437 of 0 = 0.00%

Precincts Reporting 26 of 26 = 100.00%

Party	Candidate	Absentee		Early		Election		Total	
Precinct D102 (Ballots Cast: 133)									
UNITED STATES REPRESENTATIVE in CONGRESS 1st Congressional District, Vote For 1									
	Tom OSBORNE	0	0.00%	0	0.00%	63	70.79%	63	70.79%
	Samuel L. GASKINS	0	0.00%	0	0.00%	26	29.21%	26	29.21%
	Cast Votes:	0	0.00%	0	0.00%	89	78.76%	89	78.76%
	Over Votes:	0	0.00%	0	0.00%	0	0.00%	0	0.00%
	Under Votes:	0	0.00%	0	0.00%	24	21.24%	24	21.24%

Precinct Report — Unofficial

PRESIDENTIAL PREFERENCE AND REGULAR PRIMARY — OFFICIAL BALLOT FOR MUHLENBERG COUNTY — May 17, 2016

05/17/2016 07:11 PM

Total Number of Voters : 4,437 of 0 = 0.00%

Precincts Reporting 26 of 26 = 100.00%

Party	Candidate	Absentee		Early		Election		Total	
Precinct D103 (Ballots Cast: 261)									
UNITED STATES SENATOR, Vote For 1									
	James R. GOULD	0	0.00%	0	0.00%	8	14.29%	8	14.29%
	Rand PAUL	0	0.00%	0	0.00%	46	82.14%	46	82.14%
	Stephen Howard SLAUGHTER	0	0.00%	0	0.00%	2	3.57%	2	3.57%
	Cast Votes:	0	0.00%	0	0.00%	56	100.00%	56	100.00%
	Over Votes:	0	0.00%	0	0.00%	0	0.00%	0	0.00%
	Under Votes:	0	0.00%	0	0.00%	0	0.00%	0	0.00%
UNITED STATES REPRESENTATIVE in CONGRESS 1st Congressional District, Vote For 1									
	Mike PAPE	0	0.00%	0	0.00%	13	23.21%	13	23.21%
	Miles A. CAUGHEY JR.	0	0.00%	0	0.00%	2	3.57%	2	3.57%
	Jason BATTS	0	0.00%	0	0.00%	6	10.71%	6	10.71%
	James R. COMER	0	0.00%	0	0.00%	35	62.50%	35	62.50%
	Cast Votes:	0	0.00%	0	0.00%	56	100.00%	56	100.00%
	Over Votes:	0	0.00%	0	0.00%	0	0.00%	0	0.00%
	Under Votes:	0	0.00%	0	0.00%	0	0.00%	0	0.00%
PRESIDENT of the UNITED STATES, Vote For 1									
	Martin J. O'MALLEY	0	0.00%	0	0.00%	0	0.00%	0	0.00%
	Bernard "Bernie" SANDERS	0	0.00%	0	0.00%	101	49.51%	101	49.51%
	Hillary CLINTON	0	0.00%	0	0.00%	76	37.25%	76	37.25%
	Roque Rocky DE LA FUENTE	0	0.00%	0	0.00%	1	0.49%	1	0.49%
	"UNCOMMITTED"	0	0.00%	0	0.00%	26	12.75%	26	12.75%
	Cast Votes:	0	0.00%	0	0.00%	204	99.51%	204	99.51%
	Over Votes:	0	0.00%	0	0.00%	0	0.00%	0	0.00%
	Under Votes:	0	0.00%	0	0.00%	1	0.49%	1	0.49%
UNITED STATES SENATOR, Vote For 1									
	Jim GRAY	0	0.00%	0	0.00%	90	55.90%	90	55.90%
	Rory HOULIHAN	0	0.00%	0	0.00%	9	5.59%	9	5.59%
	Jeff KENDER	0	0.00%	0	0.00%	10	6.21%	10	6.21%
	Ron LEACH	0	0.00%	0	0.00%	19	11.80%	19	11.80%
	Tom RECKTENWALD	0	0.00%	0	0.00%	3	1.86%	3	1.86%
	Grant T. SHORT	0	0.00%	0	0.00%	16	9.94%	16	9.94%
	Sellus WILDER	0	0.00%	0	0.00%	14	8.70%	14	8.70%
	Cast Votes:	0	0.00%	0	0.00%	161	78.54%	161	78.54%
	Over Votes:	0	0.00%	0	0.00%	0	0.00%	0	0.00%
	Under Votes:	0	0.00%	0	0.00%	44	21.46%	44	21.46%

Precinct Report — Unofficial

PRESIDENTIAL PREFERENCE AND REGULAR PRIMARY — OFFICIAL BALLOT FOR MUHLENBERG COUNTY — May 17, 2016

05/17/2016 07:11 PM

Total Number of Voters : 4,437 of 0 = 0.00%

Precincts Reporting 26 of 26 = 100.00%

Party	Candidate	Absentee		Early		Election		Total	
Precinct D103 (Ballots Cast: 261)									
UNITED STATES REPRESENTATIVE in CONGRESS 1st Congressional District, Vote For 1									
	Tom OSBORNE	0	0.00%	0	0.00%	101	62.35%	101	62.35%
	Samuel L. GASKINS	0	0.00%	0	0.00%	61	37.65%	61	37.65%
	Cast Votes:	0	0.00%	0	0.00%	162	79.02%	162	79.02%
	Over Votes:	0	0.00%	0	0.00%	0	0.00%	0	0.00%
	Under Votes:	0	0.00%	0	0.00%	43	20.98%	43	20.98%

Precinct Report — Unofficial

PRESIDENTIAL PREFERENCE AND REGULAR PRIMARY — OFFICIAL BALLOT FOR MUHLENBERG COUNTY — May 17, 2016

05/17/2016 07:11 PM

Total Number of Voters : 4,437 of 0 = 0.00%

Precincts Reporting 26 of 26 = 100.00%

Party	Candidate	Absentee		Early		Election		Total	
Precinct D104 (Ballots Cast: 128)									
UNITED STATES SENATOR, Vote For 1									
	James R. GOULD	0	0.00%	0	0.00%	2	7.41%	2	7.41%
	Rand PAUL	0	0.00%	0	0.00%	25	92.59%	25	92.59%
	Stephen Howard SLAUGHTER	0	0.00%	0	0.00%	0	0.00%	0	0.00%
	Cast Votes:	0	0.00%	0	0.00%	27	100.00%	27	100.00%
	Over Votes:	0	0.00%	0	0.00%	0	0.00%	0	0.00%
	Under Votes:	0	0.00%	0	0.00%	0	0.00%	0	0.00%
UNITED STATES REPRESENTATIVE in CONGRESS 1st Congressional District, Vote For 1									
	Mike PAPE	0	0.00%	0	0.00%	2	7.41%	2	7.41%
	Miles A. CAUGHEY JR.	0	0.00%	0	0.00%	1	3.70%	1	3.70%
	Jason BATTS	0	0.00%	0	0.00%	6	22.22%	6	22.22%
	James R. COMER	0	0.00%	0	0.00%	18	66.67%	18	66.67%
	Cast Votes:	0	0.00%	0	0.00%	27	100.00%	27	100.00%
	Over Votes:	0	0.00%	0	0.00%	0	0.00%	0	0.00%
	Under Votes:	0	0.00%	0	0.00%	0	0.00%	0	0.00%
PRESIDENT of the UNITED STATES, Vote For 1									
	Martin J. O'MALLEY	0	0.00%	0	0.00%	2	2.00%	2	2.00%
	Bernard "Bernie" SANDERS	0	0.00%	0	0.00%	44	44.00%	44	44.00%
	Hillary CLINTON	0	0.00%	0	0.00%	37	37.00%	37	37.00%
	Roque Rocky DE LA FUENTE	0	0.00%	0	0.00%	0	0.00%	0	0.00%
	"UNCOMMITTED"	0	0.00%	0	0.00%	17	17.00%	17	17.00%
	Cast Votes:	0	0.00%	0	0.00%	100	99.01%	100	99.01%
	Over Votes:	0	0.00%	0	0.00%	0	0.00%	0	0.00%
	Under Votes:	0	0.00%	0	0.00%	1	0.99%	1	0.99%
UNITED STATES SENATOR, Vote For 1									
	Jim GRAY	0	0.00%	0	0.00%	52	57.78%	52	57.78%
	Rory HOULIHAN	0	0.00%	0	0.00%	5	5.56%	5	5.56%
	Jeff KENDER	0	0.00%	0	0.00%	9	10.00%	9	10.00%
	Ron LEACH	0	0.00%	0	0.00%	8	8.89%	8	8.89%
	Tom RECKTENWALD	0	0.00%	0	0.00%	1	1.11%	1	1.11%
	Grant T. SHORT	0	0.00%	0	0.00%	10	11.11%	10	11.11%
	Sellus WILDER	0	0.00%	0	0.00%	5	5.56%	5	5.56%
	Cast Votes:	0	0.00%	0	0.00%	90	89.11%	90	89.11%
	Over Votes:	0	0.00%	0	0.00%	0	0.00%	0	0.00%
	Under Votes:	0	0.00%	0	0.00%	11	10.89%	11	10.89%

Precinct Report — Unofficial

PRESIDENTIAL PREFERENCE AND REGULAR PRIMARY — OFFICIAL BALLOT FOR MUHLENBERG COUNTY — May 17, 2016

05/17/2016 07:11 PM

otal Number of Voters : 4,437 of 0 = 0.00%

Precincts Reporting 26 of 26 = 100.00%

Party	Candidate	Absentee		Early		Election		Total	
Precinct D104 (Ballots Cast: 128)									
UNITED STATES REPRESENTATIVE in CONGRESS 1st Congressional District, Vote For 1									
	Tom OSBORNE	0	0.00%	0	0.00%	36	45.00%	36	45.00%
	Samuel L. GASKINS	0	0.00%	0	0.00%	44	55.00%	44	55.00%
	Cast Votes:	0	0.00%	0	0.00%	80	79.21%	80	79.21%
	Over Votes:	0	0.00%	0	0.00%	0	0.00%	0	0.00%
	Under Votes:	0	0.00%	0	0.00%	21	20.79%	21	20.79%

Precinct Report — Unofficial

PRESIDENTIAL PREFERENCE AND REGULAR PRIMARY — OFFICIAL BALLOT FOR MUHLENBERG COUNTY — May 17, 2016

05/17/2016 07:11 PM

otal Number of Voters : 4,437 of 0 = 0.00%

Precincts Reporting 26 of 26 = 100.00%

Party	Candidate	Absentee		Early		Election		Total	
Precinct E101 (Ballots Cast: 95)									
UNITED STATES SENATOR, Vote For 1									
	James R. GOULD	0	0.00%	0	0.00%	2	25.00%	2	25.00%
	Rand PAUL	0	0.00%	0	0.00%	6	75.00%	6	75.00%
	Stephen Howard SLAUGHTER	0	0.00%	0	0.00%	0	0.00%	0	0.00%
	Cast Votes:	0	0.00%	0	0.00%	8	100.00%	8	100.00%
	Over Votes:	0	0.00%	0	0.00%	0	0.00%	0	0.00%
	Under Votes:	0	0.00%	0	0.00%	0	0.00%	0	0.00%
UNITED STATES REPRESENTATIVE in CONGRESS 1st Congressional District, Vote For 1									
	Mike PAPE	0	0.00%	0	0.00%	4	50.00%	4	50.00%
	Miles A. CAUGHEY JR.	0	0.00%	0	0.00%	0	0.00%	0	0.00%
	Jason BATTS	0	0.00%	0	0.00%	0	0.00%	0	0.00%
	James R. COMER	0	0.00%	0	0.00%	4	50.00%	4	50.00%
	Cast Votes:	0	0.00%	0	0.00%	8	100.00%	8	100.00%
	Over Votes:	0	0.00%	0	0.00%	0	0.00%	0	0.00%
	Under Votes:	0	0.00%	0	0.00%	0	0.00%	0	0.00%
PRESIDENT of the UNITED STATES, Vote For 1									
	Martin J. O'MALLEY	0	0.00%	0	0.00%	1	1.15%	1	1.15%
	Bernard "Bernie" SANDERS	0	0.00%	0	0.00%	30	34.48%	30	34.48%
	Hillary CLINTON	0	0.00%	0	0.00%	46	52.87%	46	52.87%
	Roque Rocky DE LA FUENTE	0	0.00%	0	0.00%	1	1.15%	1	1.15%
	"UNCOMMITTED"	0	0.00%	0	0.00%	9	10.34%	9	10.34%
	Cast Votes:	0	0.00%	0	0.00%	87	100.00%	87	100.00%
	Over Votes:	0	0.00%	0	0.00%	0	0.00%	0	0.00%
	Under Votes:	0	0.00%	0	0.00%	0	0.00%	0	0.00%
UNITED STATES SENATOR, Vote For 1									
	Jim GRAY	0	0.00%	0	0.00%	45	57.69%	45	57.69%
	Rory HOULIHAN	0	0.00%	0	0.00%	2	2.56%	2	2.56%
	Jeff KENDER	0	0.00%	0	0.00%	8	10.26%	8	10.26%
	Ron LEACH	0	0.00%	0	0.00%	10	12.82%	10	12.82%
	Tom RECKTENWALD	0	0.00%	0	0.00%	3	3.85%	3	3.85%
	Grant T. SHORT	0	0.00%	0	0.00%	4	5.13%	4	5.13%
	Sellus WILDER	0	0.00%	0	0.00%	6	7.69%	6	7.69%
	Cast Votes:	0	0.00%	0	0.00%	78	89.66%	78	89.66%
	Over Votes:	0	0.00%	0	0.00%	0	0.00%	0	0.00%
	Under Votes:	0	0.00%	0	0.00%	9	10.34%	9	10.34%

Precinct Report — Unofficial

PRESIDENTIAL PREFERENCE AND REGULAR PRIMARY — OFFICIAL BALLOT FOR MUHLENBERG COUNTY — May 17, 2016

05/17/2016 07:11 PM

otal Number of Voters : 4,437 of 0 = 0.00%

Precincts Reporting 26 of 26 = 100.00%

Party	Candidate	Absentee		Early		Election		Total	
Precinct E101 (Ballots Cast: 95)									
UNITED STATES REPRESENTATIVE in CONGRESS 1st Congressional District, Vote For 1									
	Tom OSBORNE	0	0.00%	0	0.00%	54	72.00%	54	72.00%
	Samuel L. GASKINS	0	0.00%	0	0.00%	21	28.00%	21	28.00%
	Cast Votes:	0	0.00%	0	0.00%	75	86.21%	75	86.21%
	Over Votes:	0	0.00%	0	0.00%	0	0.00%	0	0.00%
	Under Votes:	0	0.00%	0	0.00%	12	13.79%	12	13.79%

Precinct Report — Unofficial

PRESIDENTIAL PREFERENCE AND REGULAR PRIMARY — OFFICIAL BALLOT FOR MUHLENBERG COUNTY — May 17, 2016

05/17/2016 07:11 PM

Total Number of Voters : 4,437 of 0 = 0.00%

Precincts Reporting 26 of 26 = 100.00%

Party	Candidate	Absentee		Early		Election		Total	
Precinct E102 (Ballots Cast: 86)									
UNITED STATES SENATOR, Vote For 1									
	James R. GOULD	0	0.00%	0	0.00%	1	14.29%	1	14.29%
	Rand PAUL	0	0.00%	0	0.00%	6	85.71%	6	85.71%
	Stephen Howard SLAUGHTER	0	0.00%	0	0.00%	0	0.00%	0	0.00%
	Cast Votes:	0	0.00%	0	0.00%	7	100.00%	7	100.00%
	Over Votes:	0	0.00%	0	0.00%	0	0.00%	0	0.00%
	Under Votes:	0	0.00%	0	0.00%	0	0.00%	0	0.00%
UNITED STATES REPRESENTATIVE in CONGRESS 1st Congressional District, Vote For 1									
	Mike PAPE	0	0.00%	0	0.00%	1	14.29%	1	14.29%
	Miles A. CAUGHEY JR.	0	0.00%	0	0.00%	1	14.29%	1	14.29%
	Jason BATTS	0	0.00%	0	0.00%	0	0.00%	0	0.00%
	James R. COMER	0	0.00%	0	0.00%	5	71.43%	5	71.43%
	Cast Votes:	0	0.00%	0	0.00%	7	100.00%	7	100.00%
	Over Votes:	0	0.00%	0	0.00%	0	0.00%	0	0.00%
	Under Votes:	0	0.00%	0	0.00%	0	0.00%	0	0.00%
PRESIDENT of the UNITED STATES, Vote For 1									
	Martin J. O'MALLEY	0	0.00%	0	0.00%	0	0.00%	0	0.00%
	Bernard "Bernie" SANDERS	0	0.00%	0	0.00%	38	48.10%	38	48.10%
	Hillary CLINTON	0	0.00%	0	0.00%	36	45.57%	36	45.57%
	Roque Rocky DE LA FUENTE	0	0.00%	0	0.00%	0	0.00%	0	0.00%
	"UNCOMMITTED"	0	0.00%	0	0.00%	5	6.33%	5	6.33%
	Cast Votes:	0	0.00%	0	0.00%	79	100.00%	79	100.00%
	Over Votes:	0	0.00%	0	0.00%	0	0.00%	0	0.00%
	Under Votes:	0	0.00%	0	0.00%	0	0.00%	0	0.00%
UNITED STATES SENATOR, Vote For 1									
	Jim GRAY	0	0.00%	0	0.00%	29	40.85%	29	40.85%
	Rory HOULIHAN	0	0.00%	0	0.00%	5	7.04%	5	7.04%
	Jeff KENDER	0	0.00%	0	0.00%	7	9.86%	7	9.86%
	Ron LEACH	0	0.00%	0	0.00%	12	16.90%	12	16.90%
	Tom RECKTENWALD	0	0.00%	0	0.00%	5	7.04%	5	7.04%
	Grant T. SHORT	0	0.00%	0	0.00%	8	11.27%	8	11.27%
	Sellus WILDER	0	0.00%	0	0.00%	5	7.04%	5	7.04%
	Cast Votes:	0	0.00%	0	0.00%	71	89.87%	71	89.87%
	Over Votes:	0	0.00%	0	0.00%	0	0.00%	0	0.00%
	Under Votes:	0	0.00%	0	0.00%	8	10.13%	8	10.13%

Precinct Report — Unofficial

PRESIDENTIAL PREFERENCE AND REGULAR PRIMARY — OFFICIAL BALLOT FOR MUHLENBERG COUNTY — May 17, 2016

05/17/2016 07:11 PM

otal Number of Voters : 4,437 of 0 = 0.00%

Precincts Reporting 26 of 26 = 100.00%

Party	Candidate	Absentee		Early		Election		Total	
Precinct E102 (Ballots Cast: 86)									
UNITED STATES REPRESENTATIVE in CONGRESS 1st Congressional District, Vote For 1									
	Tom OSBORNE	0	0.00%	0	0.00%	47	66.20%	47	66.20%
	Samuel L. GASKINS	0	0.00%	0	0.00%	24	33.80%	24	33.80%
	Cast Votes:	0	0.00%	0	0.00%	71	89.87%	71	89.87%
	Over Votes:	0	0.00%	0	0.00%	0	0.00%	0	0.00%
	Under Votes:	0	0.00%	0	0.00%	8	10.13%	8	10.13%

Precinct Report — Unofficial

PRESIDENTIAL PREFERENCE AND REGULAR PRIMARY — OFFICIAL BALLOT FOR MUHLENBERG COUNTY — May 17, 2016

05/17/2016 07:11 PM

otal Number of Voters : 4,437 of 0 = 0.00%

Precincts Reporting 26 of 26 = 100.00%

Party	Candidate	Absentee		Early		Election		Total	
Precinct E103 (Ballots Cast: 282)									
UNITED STATES SENATOR, Vote For 1									
	James R. GOULD	0	0.00%	0	0.00%	6	12.00%	6	12.00%
	Rand PAUL	0	0.00%	0	0.00%	44	88.00%	44	88.00%
	Stephen Howard SLAUGHTER	0	0.00%	0	0.00%	0	0.00%	0	0.00%
	Cast Votes:	0	0.00%	0	0.00%	50	98.04%	50	98.04%
	Over Votes:	0	0.00%	0	0.00%	0	0.00%	0	0.00%
	Under Votes:	0	0.00%	0	0.00%	1	1.96%	1	1.96%
UNITED STATES REPRESENTATIVE in CONGRESS 1st Congressional District, Vote For 1									
	Mike PAPE	0	0.00%	0	0.00%	26	52.00%	26	52.00%
	Miles A. CAUGHEY JR.	0	0.00%	0	0.00%	1	2.00%	1	2.00%
	Jason BATTS	0	0.00%	0	0.00%	3	6.00%	3	6.00%
	James R. COMER	0	0.00%	0	0.00%	20	40.00%	20	40.00%
	Cast Votes:	0	0.00%	0	0.00%	50	98.04%	50	98.04%
	Over Votes:	0	0.00%	0	0.00%	0	0.00%	0	0.00%
	Under Votes:	0	0.00%	0	0.00%	1	1.96%	1	1.96%
PRESIDENT of the UNITED STATES, Vote For 1									
	Martin J. O'MALLEY	0	0.00%	0	0.00%	9	3.95%	9	3.95%
	Bernard "Bernie" SANDERS	0	0.00%	0	0.00%	98	42.98%	98	42.98%
	Hillary CLINTON	0	0.00%	0	0.00%	98	42.98%	98	42.98%
	Roque Rocky DE LA FUENTE	0	0.00%	0	0.00%	0	0.00%	0	0.00%
	"UNCOMMITTED"	0	0.00%	0	0.00%	23	10.09%	23	10.09%
	Cast Votes:	0	0.00%	0	0.00%	228	98.70%	228	98.70%
	Over Votes:	0	0.00%	0	0.00%	0	0.00%	0	0.00%
	Under Votes:	0	0.00%	0	0.00%	3	1.30%	3	1.30%
UNITED STATES SENATOR, Vote For 1									
	Jim GRAY	0	0.00%	0	0.00%	118	59.00%	118	59.00%
	Rory HOULIHAN	0	0.00%	0	0.00%	4	2.00%	4	2.00%
	Jeff KENDER	0	0.00%	0	0.00%	19	9.50%	19	9.50%
	Ron LEACH	0	0.00%	0	0.00%	30	15.00%	30	15.00%
	Tom RECKTENWALD	0	0.00%	0	0.00%	4	2.00%	4	2.00%
	Grant T. SHORT	0	0.00%	0	0.00%	12	6.00%	12	6.00%
	Sellus WILDER	0	0.00%	0	0.00%	13	6.50%	13	6.50%
	Cast Votes:	0	0.00%	0	0.00%	200	86.58%	200	86.58%
	Over Votes:	0	0.00%	0	0.00%	0	0.00%	0	0.00%
	Under Votes:	0	0.00%	0	0.00%	31	13.42%	31	13.42%

Precinct Report — Unofficial

PRESIDENTIAL PREFERENCE AND REGULAR PRIMARY — OFFICIAL BALLOT FOR MUHLENBERG COUNTY — May 17, 2016

05/17/2016 07:11 PM

otal Number of Voters : 4,437 of 0 = 0.00%

Precincts Reporting 26 of 26 = 100.00%

Party	Candidate	Absentee		Early		Election		Total	
Precinct E103 (Ballots Cast: 282)									
UNITED STATES REPRESENTATIVE in CONGRESS 1st Congressional District, Vote For 1									
	Tom OSBORNE	0	0.00%	0	0.00%	148	75.13%	148	75.13%
	Samuel L. GASKINS	0	0.00%	0	0.00%	49	24.87%	49	24.87%
	Cast Votes:	0	0.00%	0	0.00%	197	85.28%	197	85.28%
	Over Votes:	0	0.00%	0	0.00%	0	0.00%	0	0.00%
	Under Votes:	0	0.00%	0	0.00%	34	14.72%	34	14.72%

Precinct Report — Unofficial

PRESIDENTIAL PREFERENCE AND REGULAR PRIMARY — OFFICIAL BALLOT FOR MUHLENBERG COUNTY — May 17, 2016

05/17/2016 07:11 PM

otal Number of Voters : 4,437 of 0 = 0.00%

Precincts Reporting 26 of 26 = 100.00%

Party	Candidate	Absentee		Early		Election		Total	
Precinct E104 (Ballots Cast: 237)									
UNITED STATES SENATOR, Vote For 1									
	James R. GOULD	0	0.00%	0	0.00%	8	17.39%	8	17.39%
	Rand PAUL	0	0.00%	0	0.00%	36	78.26%	36	78.26%
	Stephen Howard SLAUGHTER	0	0.00%	0	0.00%	2	4.35%	2	4.35%
	Cast Votes:	0	0.00%	0	0.00%	46	100.00%	46	100.00%
	Over Votes:	0	0.00%	0	0.00%	0	0.00%	0	0.00%
	Under Votes:	0	0.00%	0	0.00%	0	0.00%	0	0.00%
UNITED STATES REPRESENTATIVE in CONGRESS 1st Congressional District, Vote For 1									
	Mike PAPE	0	0.00%	0	0.00%	15	33.33%	15	33.33%
	Miles A. CAUGHEY JR.	0	0.00%	0	0.00%	1	2.22%	1	2.22%
	Jason BATTS	0	0.00%	0	0.00%	5	11.11%	5	11.11%
	James R. COMER	0	0.00%	0	0.00%	24	53.33%	24	53.33%
	Cast Votes:	0	0.00%	0	0.00%	45	97.83%	45	97.83%
	Over Votes:	0	0.00%	0	0.00%	0	0.00%	0	0.00%
	Under Votes:	0	0.00%	0	0.00%	1	2.17%	1	2.17%
PRESIDENT of the UNITED STATES, Vote For 1									
	Martin J. O'MALLEY	0	0.00%	0	0.00%	0	0.00%	0	0.00%
	Bernard "Bernie" SANDERS	0	0.00%	0	0.00%	89	46.84%	89	46.84%
	Hillary CLINTON	0	0.00%	0	0.00%	89	46.84%	89	46.84%
	Roque Rocky DE LA FUENTE	0	0.00%	0	0.00%	0	0.00%	0	0.00%
	"UNCOMMITTED"	0	0.00%	0	0.00%	12	6.32%	12	6.32%
	Cast Votes:	0	0.00%	0	0.00%	190	99.48%	190	99.48%
	Over Votes:	0	0.00%	0	0.00%	0	0.00%	0	0.00%
	Under Votes:	0	0.00%	0	0.00%	1	0.52%	1	0.52%
UNITED STATES SENATOR, Vote For 1									
	Jim GRAY	0	0.00%	0	0.00%	94	58.02%	94	58.02%
	Rory HOULIHAN	0	0.00%	0	0.00%	6	3.70%	6	3.70%
	Jeff KENDER	0	0.00%	0	0.00%	7	4.32%	7	4.32%
	Ron LEACH	0	0.00%	0	0.00%	24	14.81%	24	14.81%
	Tom RECKTENWALD	0	0.00%	0	0.00%	10	6.17%	10	6.17%
	Grant T. SHORT	0	0.00%	0	0.00%	4	2.47%	4	2.47%
	Sellus WILDER	0	0.00%	0	0.00%	17	10.49%	17	10.49%
	Cast Votes:	0	0.00%	0	0.00%	162	84.82%	162	84.82%
	Over Votes:	0	0.00%	0	0.00%	0	0.00%	0	0.00%
	Under Votes:	0	0.00%	0	0.00%	29	15.18%	29	15.18%

Precinct Report — Unofficial

PRESIDENTIAL PREFERENCE AND REGULAR PRIMARY — OFFICIAL BALLOT FOR MUHLENBERG COUNTY — May 17, 2016

05/17/2016 07:11 PM

otal Number of Voters : 4,437 of 0 = 0.00%

Precincts Reporting 26 of 26 = 100.00%

Party	Candidate	Absentee		Early		Election		Total	
Precinct E104 (Ballots Cast: 237)									
UNITED STATES REPRESENTATIVE in CONGRESS 1st Congressional District, Vote For 1									
	Tom OSBORNE	0	0.00%	0	0.00%	114	74.03%	114	74.03%
	Samuel L. GASKINS	0	0.00%	0	0.00%	40	25.97%	40	25.97%
	Cast Votes:	0	0.00%	0	0.00%	154	80.63%	154	80.63%
	Over Votes:	0	0.00%	0	0.00%	0	0.00%	0	0.00%
	Under Votes:	0	0.00%	0	0.00%	37	19.37%	37	19.37%

Precinct Report — Unofficial

PRESIDENTIAL PREFERENCE AND REGULAR PRIMARY — OFFICIAL BALLOT FOR MUHLENBERG COUNTY — May 17, 2016

05/17/2016 07:11 PM

otal Number of Voters : 4,437 of 0 = 0.00%

Precincts Reporting 26 of 26 = 100.00%

Party	Candidate	Absentee		Early		Election		Total	
Precinct E105 (Ballots Cast: 189)									
UNITED STATES SENATOR, Vote For 1									
	James R. GOULD	0	0.00%	0	0.00%	4	9.52%	4	9.52%
	Rand PAUL	0	0.00%	0	0.00%	37	88.10%	37	88.10%
	Stephen Howard SLAUGHTER	0	0.00%	0	0.00%	1	2.38%	1	2.38%
	Cast Votes:	0	0.00%	0	0.00%	42	100.00%	42	100.00%
	Over Votes:	0	0.00%	0	0.00%	0	0.00%	0	0.00%
	Under Votes:	0	0.00%	0	0.00%	0	0.00%	0	0.00%
UNITED STATES REPRESENTATIVE in CONGRESS 1st Congressional District, Vote For 1									
	Mike PAPE	0	0.00%	0	0.00%	6	14.29%	6	14.29%
	Miles A. CAUGHEY JR.	0	0.00%	0	0.00%	0	0.00%	0	0.00%
	Jason BATTS	0	0.00%	0	0.00%	1	2.38%	1	2.38%
	James R. COMER	0	0.00%	0	0.00%	35	83.33%	35	83.33%
	Cast Votes:	0	0.00%	0	0.00%	42	100.00%	42	100.00%
	Over Votes:	0	0.00%	0	0.00%	0	0.00%	0	0.00%
	Under Votes:	0	0.00%	0	0.00%	0	0.00%	0	0.00%
PRESIDENT of the UNITED STATES, Vote For 1									
	Martin J. O'MALLEY	0	0.00%	0	0.00%	1	0.68%	1	0.68%
	Bernard "Bernie" SANDERS	0	0.00%	0	0.00%	77	52.74%	77	52.74%
	Hillary CLINTON	0	0.00%	0	0.00%	49	33.56%	49	33.56%
	Roque Rocky DE LA FUENTE	0	0.00%	0	0.00%	0	0.00%	0	0.00%
	"UNCOMMITTED"	0	0.00%	0	0.00%	19	13.01%	19	13.01%
	Cast Votes:	0	0.00%	0	0.00%	146	99.32%	146	99.32%
	Over Votes:	0	0.00%	0	0.00%	0	0.00%	0	0.00%
	Under Votes:	0	0.00%	0	0.00%	1	0.68%	1	0.68%
UNITED STATES SENATOR, Vote For 1									
	Jim GRAY	0	0.00%	0	0.00%	75	62.50%	75	62.50%
	Rory HOULIHAN	0	0.00%	0	0.00%	5	4.17%	5	4.17%
	Jeff KENDER	0	0.00%	0	0.00%	6	5.00%	6	5.00%
	Ron LEACH	0	0.00%	0	0.00%	11	9.17%	11	9.17%
	Tom RECKTENWALD	0	0.00%	0	0.00%	3	2.50%	3	2.50%
	Grant T. SHORT	0	0.00%	0	0.00%	7	5.83%	7	5.83%
	Sellus WILDER	0	0.00%	0	0.00%	13	10.83%	13	10.83%
	Cast Votes:	0	0.00%	0	0.00%	120	81.63%	120	81.63%
	Over Votes:	0	0.00%	0	0.00%	0	0.00%	0	0.00%
	Under Votes:	0	0.00%	0	0.00%	27	18.37%	27	18.37%

Precinct Report — Unofficial

PRESIDENTIAL PREFERENCE AND REGULAR PRIMARY — OFFICIAL BALLOT FOR MUHLENBERG COUNTY — May 17, 2016

05/17/2016 07:11 PM

otal Number of Voters : 4,437 of 0 = 0.00%

Precincts Reporting 26 of 26 = 100.00%

Party	Candidate	Absentee		Early		Election		Total	
Precinct E105 (Ballots Cast: 189)									
UNITED STATES REPRESENTATIVE in CONGRESS 1st Congressional District, Vote For 1									
	Tom OSBORNE	0	0.00%	0	0.00%	77	66.96%	77	66.96%
	Samuel L. GASKINS	0	0.00%	0	0.00%	38	33.04%	38	33.04%
	Cast Votes:	0	0.00%	0	0.00%	115	78.23%	115	78.23%
	Over Votes:	0	0.00%	0	0.00%	0	0.00%	0	0.00%
	Under Votes:	0	0.00%	0	0.00%	32	21.77%	32	21.77%

Precinct Report — Unofficial

PRESIDENTIAL PREFERENCE AND REGULAR PRIMARY — OFFICIAL BALLOT FOR MUHLENBERG COUNTY — May 17, 2016

05/17/2016 07:11 PM

otal Number of Voters : 4,437 of 0 = 0.00%

Precincts Reporting 26 of 26 = 100.00%

Party	Candidate	Absentee		Early		Election		Total	
Precinct E107 (Ballots Cast: 68)									
UNITED STATES SENATOR, Vote For 1									
	James R. GOULD	0	0.00%	0	0.00%	3	21.43%	3	21.43%
	Rand PAUL	0	0.00%	0	0.00%	10	71.43%	10	71.43%
	Stephen Howard SLAUGHTER	0	0.00%	0	0.00%	1	7.14%	1	7.14%
	Cast Votes:	0	0.00%	0	0.00%	14	100.00%	14	100.00%
	Over Votes:	0	0.00%	0	0.00%	0	0.00%	0	0.00%
	Under Votes:	0	0.00%	0	0.00%	0	0.00%	0	0.00%
UNITED STATES REPRESENTATIVE in CONGRESS 1st Congressional District, Vote For 1									
	Mike PAPE	0	0.00%	0	0.00%	6	42.86%	6	42.86%
	Miles A. CAUGHEY JR.	0	0.00%	0	0.00%	0	0.00%	0	0.00%
	Jason BATTS	0	0.00%	0	0.00%	0	0.00%	0	0.00%
	James R. COMER	0	0.00%	0	0.00%	8	57.14%	8	57.14%
	Cast Votes:	0	0.00%	0	0.00%	14	100.00%	14	100.00%
	Over Votes:	0	0.00%	0	0.00%	0	0.00%	0	0.00%
	Under Votes:	0	0.00%	0	0.00%	0	0.00%	0	0.00%
PRESIDENT of the UNITED STATES, Vote For 1									
	Martin J. O'MALLEY	0	0.00%	0	0.00%	2	3.70%	2	3.70%
	Bernard "Bernie" SANDERS	0	0.00%	0	0.00%	28	51.85%	28	51.85%
	Hillary CLINTON	0	0.00%	0	0.00%	20	37.04%	20	37.04%
	Roque Rocky DE LA FUENTE	0	0.00%	0	0.00%	0	0.00%	0	0.00%
	"UNCOMMITTED"	0	0.00%	0	0.00%	4	7.41%	4	7.41%
	Cast Votes:	0	0.00%	0	0.00%	54	100.00%	54	100.00%
	Over Votes:	0	0.00%	0	0.00%	0	0.00%	0	0.00%
	Under Votes:	0	0.00%	0	0.00%	0	0.00%	0	0.00%
UNITED STATES SENATOR, Vote For 1									
	Jim GRAY	0	0.00%	0	0.00%	31	62.00%	31	62.00%
	Rory HOULIHAN	0	0.00%	0	0.00%	1	2.00%	1	2.00%
	Jeff KENDER	0	0.00%	0	0.00%	5	10.00%	5	10.00%
	Ron LEACH	0	0.00%	0	0.00%	8	16.00%	8	16.00%
	Tom RECKTENWALD	0	0.00%	0	0.00%	0	0.00%	0	0.00%
	Grant T. SHORT	0	0.00%	0	0.00%	3	6.00%	3	6.00%
	Sellus WILDER	0	0.00%	0	0.00%	2	4.00%	2	4.00%
	Cast Votes:	0	0.00%	0	0.00%	50	92.59%	50	92.59%
	Over Votes:	0	0.00%	0	0.00%	0	0.00%	0	0.00%
	Under Votes:	0	0.00%	0	0.00%	4	7.41%	4	7.41%

Precinct Report — Unofficial

PRESIDENTIAL PREFERENCE AND REGULAR PRIMARY — OFFICIAL BALLOT FOR MUHLENBERG COUNTY — May 17, 2016

05/17/2016 07:11 PM

otal Number of Voters : 4,437 of 0 = 0.00%

Precincts Reporting 26 of 26 = 100.00%

Party	Candidate	Absentee		Early		Election		Total	
Precinct E107 (Ballots Cast: 68)									
UNITED STATES REPRESENTATIVE in CONGRESS 1st Congressional District, Vote For 1									
	Tom OSBORNE	0	0.00%	0	0.00%	33	68.75%	33	68.75%
	Samuel L. GASKINS	0	0.00%	0	0.00%	15	31.25%	15	31.25%
	Cast Votes:	0	0.00%	0	0.00%	48	88.89%	48	88.89%
	Over Votes:	0	0.00%	0	0.00%	0	0.00%	0	0.00%
	Under Votes:	0	0.00%	0	0.00%	6	11.11%	6	11.11%

MUHLENBERG COUNTY — RECAPITULATION SHEET

2016 PRIMARY ELECTION

	Mach. Type	PRESIDENT					UNITED STATES SENATOR										REPRESENTATIVE 1st Congressional District					
		DEM	DEM	DEM	DEM	DEM	REP	REP	REP	DEM	DEM	DEM	DEM	DEM	DEM	DEM	REP	REP	REP	REP	DEM	DEM
		O'MALLEY, Martin J.	SANDERS, Bernard "Bernie"	CLINTON, Hillary	DE LA FUENTE, Roque Rocky	UNCOMMITTED	GOULD, James R.	PAUL, Rand	SLAUGHTER, Stephen Howard	GRAY, Jim	HOULIHAN, Rory	KENDER, Jeff	LEACH, Ron	RECKTENWALD, Tom	SHORT, Grant T.	WILDER, Sellus	PAPE, Mike	CAUGHEY JR, Miles A.	BATTS, Jason	COMER, James R.	OSBORNE, Tom	GASKINS, Samuel L.
ABSENTEE - WALK-IN	Eslate	1	31	39	1	3	2	15	3	35	3	5	7	3	3	5	4	0	2	14	41	25
ABSENTEE - MAIL-IN	Escan	1	8	42	0	1	0	8	1	30	0	3	7	1	2	1	0	0	3	5	34	10
TOTAL		2	39	81	1	4	2	23	4	65	3	8	14	4	5	6	4	0	5	19	75	35
GRAND TOTAL		2	39	81	1	4	2	23	4	65	3	8	14	4	5	6	4	0	5	19	75	35

RECEIVED
JUN 01 2016
State Board of Elections

Code	Name	D-SIG	D-SUPP	D-AB	Sub-T	R-SIG	R-SUPP	R-AB	Sub-T	TOTAL
A 101	Cleaton	66	0	1	67	4	0	0	4	71
A 102	Central City	132	1	5	138	12	0	0	12	150
A 103	Nelson	78	0	6	84	23	0	0	23	107
A 104	SE Central City	110	0	2	112	15	0	3	18	130
A 106	W Central City	110	1	1	112	18	0	0	18	130
A 107	Springridge	117	1	6	124	18	0	0	18	142
B 101	Drakesboro	154	0	8	162	15	0	0	15	177
B 102	Ennis	114	0	2	116	43	0	0	43	159
B 103	Penrod	102	0	0	102	42	0	0	42	144
B 104	Beechmont	225	1	3	229	43	1	2	46	275
B 105	Rosewood	75	0	1	76	38	0	1	39	115
C 101	Courthouse	260	0	15	275	85	2	5	92	367
C 103	Powderly	124	1	2	127	20	0	0	20	147
C 104	N Greenville	177	1	8	186	44	0	2	46	232
C 106	E Boggess	186	1	7	194	60	0	2	62	256
D 101	W Greenville	219	1	15	235	57	0	3	60	295
D 102	Graham	113	0	3	116	20	0	0	20	136
D 103	Weir	204	1	17	222	56	0	6	62	284
D 104	Depoy	100	1	8	109	27	0	0	27	136
E 101	S Carrollton	87	0	0	87	7	1	0	8	95
E 102	N Central City	79	0	2	81	7	0	1	8	89
E 103	Bremen	231	0	5	236	51	0	1	52	288
E 104	Cherry Hill	190	1	11	202	46	0	2	48	250
E 105	Midland	147	0	5	152	42	0	2	44	196
E 107	Millport	54	0	0	54	14	0	0	14	68
		3454	11	133	3598	807	4	30	841	4439
					3598				841	4439

RECEIVED
JUN 1 2016
State Board of Elections

B 104: Precinct officer signed book but did not vote - 1 more signature than vote

C 106: 1 Unidentified D voter signed, ballot didn't scan - vote left - ballot spoiled - 1 more Signature than vote

− 2
4437 ✓

Muhlenberg

Primary Election May 17, 2016 Nelson County, KY	UNITED STATES SENATOR Republican			PRESIDENT of the UNITED STATES Democrat					UNITED STATES SENATOR Democrat						
	Rand PAUL	Stephen Howard SLAUGHTER	James R. GOULD	Martin J. O'MALLEY	Bernard "Bernie" SANDERS	Hillary CLINTON	Roque Rocky DE LA FUENTE	"UNCOM-MITTED"	Rory HOULIHAN	Jeff KENDER	Ron LEACH	Tom RECKTEN-WALD	Grant T. SHORT	Sellus WILDER	Jim GRAY
A101 HOWARDSTOWN - St Ann School	7	0	2	1	23	18	0	4	2	2	4	2	1	3	21
A102 NEW HAVEN - Public School	45	3	2	6	140	139	1	11	20	10	46	10	6	17	163
A103 BARDSTOWN - Foster Heights School	28	1	4	3	85	143	1	8	12	4	25	9	9	19	125
A104 NEW HOPE - St Vincent de Paul Bldg	41	4	0	3	84	63	0	8	9	6	23	1	4	15	82
A105 BARDSTOWN - Nelson County Fairgrounds	53	0	2	2	141	130	4	12	14	18	39	6	11	22	136
B101 BARDSTOWN - Parkway Baptist Church	77	3	3	1	122	88	2	15	9	9	31	7	6	20	119
B102 BARDSTOWN - 1st Christian Church	29	1	0	1	56	90	0	3	4	14	36	2	7	11	68
B103 BARDSTOWN - Nelson County Library	54	4	2	5	105	80	0	12	7	10	28	6	6	16	112
B104 BARDSTOWN - OKH Middle School	54	0	2	2	103	104	0	8	16	13	30	6	3	15	112
C101 BARDSTOWN - Bardstown Primary School	37	0	4	2	97	105	0	7	7	10	30	5	5	15	113
C102 BARDSTOWN - Bardstown Baptist Church	39	1	2	3	85	114	0	8	15	6	28	8	7	13	104
C103 BARDSTOWN - Bardstown Middle School	25	0	2	1	65	90	0	2	3	9	31	8	8	13	73
C104 BARDSTOWN - Civic Center	22	2	2	1	95	120	1	8	6	12	33	5	3	18	121
C105 BOSTON - Boston Community Ctr	46	3	4	3	92	81	3	7	7	5	35	12	4	12	81
D101 BARDSTOWN - Thomas Nelson High School	29	2	1	3	92	51	1	11	7	7	19	6	6	12	79
D102 SAMUELS - St Gregory Parish Bldg	54	6	7	6	152	120	0	6	13	19	46	19	9	23	118
D103 COXS CREEK - Cox's Creek School	69	3	3	2	95	146	0	6	8	9	28	7	4	28	137
D104 COXS CREEK - Souls Harbor Church	47	3	0	2	84	68	0	4	6	5	34	10	3	14	71
D105 BARDSTOWN - National Guard Armory	63	2	5	6	139	135	0	13	15	12	45	12	6	11	157
E101 FAIRFIELD - St Michael Parish Bldg	18	4	4	1	55	68	0	5	8	6	19	3	4	7	67
E102 BARDSTOWN - Faith Worship Center	55	9	5	3	128	125	2	19	17	23	47	6	6	20	125
E103 BLOOMFIELD - Bloomfield Middle School	57	2	5	4	101	93	5	4	11	11	27	5	5	16	112
E104 CHAPLIN - Chaplin Christian Church	50	0	2	0	70	35	0	6	8	3	11	3	3	6	56
E105 BARDSTOWN - Nelson County High School	22	3	3	1	80	90	0	2	12	6	21	8	12	19	72
ABSENTEE	32	0	4	2	56	99	2	13	14	6	29	9	10	13	75
GRAND TOTAL	1053	56	70	64	2345	2395	22	202	250	235	745	175	148	378	2499

Precinct Report — Unofficial

PRESIDENTIAL PREFERENCE AND REGULAR PRIMARY — OFFICIAL BALLOT FOR NELSON COUNTY — May 17, 2016

05/17/2016 07:19 PM

Total Number of Voters : 6,257 of 0 = 0.00%

Precincts Reporting 25 of 25 = 100.00%

Party	Candidate	Absentee		Early		Election		Total	
Precinct AB (Ballots Cast: 214)									
UNITED STATES SENATOR, Vote For 1									
	Rand PAUL	0	0.00%	0	0.00%	32	88.89%	32	88.89%
	Stephen Howard SLAUGHTER	0	0.00%	0	0.00%	0	0.00%	0	0.00%
	James R. GOULD	0	0.00%	0	0.00%	4	11.11%	4	11.11%
	Cast Votes:	0	0.00%	0	0.00%	36	97.30%	36	97.30%
	Over Votes:	0	0.00%	0	0.00%	0	0.00%	0	0.00%
	Under Votes:	0	0.00%	0	0.00%	1	2.70%	1	2.70%
PRESIDENT of the UNITED STATES, Vote For 1									
	Martin J. O'MALLEY	0	0.00%	0	0.00%	2	1.16%	2	1.16%
	Bernard "Bernie" SANDERS	0	0.00%	0	0.00%	56	32.56%	56	32.56%
	Hillary CLINTON	0	0.00%	0	0.00%	99	57.56%	99	57.56%
	Roque Rocky DE LA FUENTE	0	0.00%	0	0.00%	2	1.16%	2	1.16%
	"UNCOMMITTED"	0	0.00%	0	0.00%	13	7.56%	13	7.56%
	Cast Votes:	0	0.00%	0	0.00%	172	97.18%	172	97.18%
	Over Votes:	0	0.00%	0	0.00%	1	0.56%	1	0.56%
	Under Votes:	0	0.00%	0	0.00%	4	2.26%	4	2.26%
UNITED STATES SENATOR, Vote For 1									
	Rory HOULIHAN	0	0.00%	0	0.00%	14	8.97%	14	8.97%
	Jeff KENDER	0	0.00%	0	0.00%	6	3.85%	6	3.85%
	Ron LEACH	0	0.00%	0	0.00%	29	18.59%	29	18.59%
	Tom RECKTENWALD	0	0.00%	0	0.00%	9	5.77%	9	5.77%
	Grant T. SHORT	0	0.00%	0	0.00%	10	6.41%	10	6.41%
	Sellus WILDER	0	0.00%	0	0.00%	13	8.33%	13	8.33%
	Jim GRAY	0	0.00%	0	0.00%	75	48.08%	75	48.08%
	Cast Votes:	0	0.00%	0	0.00%	156	88.14%	156	88.14%
	Over Votes:	0	0.00%	0	0.00%	0	0.00%	0	0.00%
	Under Votes:	0	0.00%	0	0.00%	21	11.86%	21	11.86%

Precinct Report — Unofficial

PRESIDENTIAL PREFERENCE AND REGULAR PRIMARY — OFFICIAL BALLOT FOR NELSON COUNTY — May 17, 2016

05/17/2016 07:19 PM

Total Number of Voters : 6,257 of 0 = 0.00%

Precincts Reporting 25 of 25 = 100.00%

Party	Candidate	Absentee		Early		Election		Total	
Precinct A101 (Ballots Cast: 56)									
UNITED STATES SENATOR, Vote For 1									
	Rand PAUL	0	0.00%	0	0.00%	7	77.78%	7	77.78%
	Stephen Howard SLAUGHTER	0	0.00%	0	0.00%	0	0.00%	0	0.00%
	James R. GOULD	0	0.00%	0	0.00%	2	22.22%	2	22.22%
	Cast Votes:	0	0.00%	0	0.00%	9	100.00%	9	100.00%
	Over Votes:	0	0.00%	0	0.00%	0	0.00%	0	0.00%
	Under Votes:	0	0.00%	0	0.00%	0	0.00%	0	0.00%
PRESIDENT of the UNITED STATES, Vote For 1									
	Martin J. O'MALLEY	0	0.00%	0	0.00%	1	2.17%	1	2.17%
	Bernard "Bernie" SANDERS	0	0.00%	0	0.00%	23	50.00%	23	50.00%
	Hillary CLINTON	0	0.00%	0	0.00%	18	39.13%	18	39.13%
	Roque Rocky DE LA FUENTE	0	0.00%	0	0.00%	0	0.00%	0	0.00%
	"UNCOMMITTED"	0	0.00%	0	0.00%	4	8.70%	4	8.70%
	Cast Votes:	0	0.00%	0	0.00%	46	97.87%	46	97.87%
	Over Votes:	0	0.00%	0	0.00%	0	0.00%	0	0.00%
	Under Votes:	0	0.00%	0	0.00%	1	2.13%	1	2.13%
UNITED STATES SENATOR, Vote For 1									
	Rory HOULIHAN	0	0.00%	0	0.00%	2	5.71%	2	5.71%
	Jeff KENDER	0	0.00%	0	0.00%	2	5.71%	2	5.71%
	Ron LEACH	0	0.00%	0	0.00%	4	11.43%	4	11.43%
	Tom RECKTENWALD	0	0.00%	0	0.00%	2	5.71%	2	5.71%
	Grant T. SHORT	0	0.00%	0	0.00%	1	2.86%	1	2.86%
	Sellus WILDER	0	0.00%	0	0.00%	3	8.57%	3	8.57%
	Jim GRAY	0	0.00%	0	0.00%	21	60.00%	21	60.00%
	Cast Votes:	0	0.00%	0	0.00%	35	74.47%	35	74.47%
	Over Votes:	0	0.00%	0	0.00%	0	0.00%	0	0.00%
	Under Votes:	0	0.00%	0	0.00%	12	25.53%	12	25.53%

Precinct Report — Unofficial

PRESIDENTIAL PREFERENCE AND REGULAR PRIMARY — OFFICIAL BALLOT FOR NELSON COUNTY — May 17, 2016

05/17/2016 07:19 PM

Total Number of Voters : 6,257 of 0 = 0.00%

Precincts Reporting 25 of 25 = 100.00%

Party	Candidate	Absentee		Early		Election		Total	
Precinct A102 (Ballots Cast: 349)									
UNITED STATES SENATOR, Vote For 1									
	Rand PAUL	0	0.00%	0	0.00%	45	90.00%	45	90.00%
	Stephen Howard SLAUGHTER	0	0.00%	0	0.00%	3	6.00%	3	6.00%
	James R. GOULD	0	0.00%	0	0.00%	2	4.00%	2	4.00%
	Cast Votes:	0	0.00%	0	0.00%	50	100.00%	50	100.00%
	Over Votes:	0	0.00%	0	0.00%	0	0.00%	0	0.00%
	Under Votes:	0	0.00%	0	0.00%	0	0.00%	0	0.00%
PRESIDENT of the UNITED STATES, Vote For 1									
	Martin J. O'MALLEY	0	0.00%	0	0.00%	6	2.02%	6	2.02%
	Bernard "Bernie" SANDERS	0	0.00%	0	0.00%	140	47.14%	140	47.14%
	Hillary CLINTON	0	0.00%	0	0.00%	139	46.80%	139	46.80%
	Roque Rocky DE LA FUENTE	0	0.00%	0	0.00%	1	0.34%	1	0.34%
	"UNCOMMITTED"	0	0.00%	0	0.00%	11	3.70%	11	3.70%
	Cast Votes:	0	0.00%	0	0.00%	297	99.33%	297	99.33%
	Over Votes:	0	0.00%	0	0.00%	0	0.00%	0	0.00%
	Under Votes:	0	0.00%	0	0.00%	2	0.67%	2	0.67%
UNITED STATES SENATOR, Vote For 1									
	Rory HOULIHAN	0	0.00%	0	0.00%	20	7.35%	20	7.35%
	Jeff KENDER	0	0.00%	0	0.00%	10	3.68%	10	3.68%
	Ron LEACH	0	0.00%	0	0.00%	46	16.91%	46	16.91%
	Tom RECKTENWALD	0	0.00%	0	0.00%	10	3.68%	10	3.68%
	Grant T. SHORT	0	0.00%	0	0.00%	6	2.21%	6	2.21%
	Sellus WILDER	0	0.00%	0	0.00%	17	6.25%	17	6.25%
	Jim GRAY	0	0.00%	0	0.00%	163	59.93%	163	59.93%
	Cast Votes:	0	0.00%	0	0.00%	272	90.97%	272	90.97%
	Over Votes:	0	0.00%	0	0.00%	0	0.00%	0	0.00%
	Under Votes:	0	0.00%	0	0.00%	27	9.03%	27	9.03%

Precinct Report — Unofficial

PRESIDENTIAL PREFERENCE AND REGULAR PRIMARY — OFFICIAL BALLOT FOR NELSON COUNTY — May 17, 2016

05/17/2016 07:19 PM

Total Number of Voters : 6,257 of 0 = 0.00%

Precincts Reporting 25 of 25 = 100.00%

Party	Candidate	Absentee		Early		Election		Total	
Precinct A103 (Ballots Cast: 273)									
UNITED STATES SENATOR, Vote For 1									
	Rand PAUL	0	0.00%	0	0.00%	28	84.85%	28	84.85%
	Stephen Howard SLAUGHTER	0	0.00%	0	0.00%	1	3.03%	1	3.03%
	James R. GOULD	0	0.00%	0	0.00%	4	12.12%	4	12.12%
	Cast Votes:	0	0.00%	0	0.00%	33	100.00%	33	100.00%
	Over Votes:	0	0.00%	0	0.00%	0	0.00%	0	0.00%
	Under Votes:	0	0.00%	0	0.00%	0	0.00%	0	0.00%
PRESIDENT of the UNITED STATES, Vote For 1									
	Martin J. O'MALLEY	0	0.00%	0	0.00%	3	1.25%	3	1.25%
	Bernard "Bernie" SANDERS	0	0.00%	0	0.00%	85	35.42%	85	35.42%
	Hillary CLINTON	0	0.00%	0	0.00%	143	59.58%	143	59.58%
	Roque Rocky DE LA FUENTE	0	0.00%	0	0.00%	1	0.42%	1	0.42%
	"UNCOMMITTED"	0	0.00%	0	0.00%	8	3.33%	8	3.33%
	Cast Votes:	0	0.00%	0	0.00%	240	100.00%	240	100.00%
	Over Votes:	0	0.00%	0	0.00%	0	0.00%	0	0.00%
	Under Votes:	0	0.00%	0	0.00%	0	0.00%	0	0.00%
UNITED STATES SENATOR, Vote For 1									
	Rory HOULIHAN	0	0.00%	0	0.00%	12	5.91%	12	5.91%
	Jeff KENDER	0	0.00%	0	0.00%	4	1.97%	4	1.97%
	Ron LEACH	0	0.00%	0	0.00%	25	12.32%	25	12.32%
	Tom RECKTENWALD	0	0.00%	0	0.00%	9	4.43%	9	4.43%
	Grant T. SHORT	0	0.00%	0	0.00%	9	4.43%	9	4.43%
	Sellus WILDER	0	0.00%	0	0.00%	19	9.36%	19	9.36%
	Jim GRAY	0	0.00%	0	0.00%	125	61.58%	125	61.58%
	Cast Votes:	0	0.00%	0	0.00%	203	84.58%	203	84.58%
	Over Votes:	0	0.00%	0	0.00%	0	0.00%	0	0.00%
	Under Votes:	0	0.00%	0	0.00%	37	15.42%	37	15.42%

Precinct Report — Unofficial

PRESIDENTIAL PREFERENCE AND REGULAR PRIMARY — OFFICIAL BALLOT FOR NELSON COUNTY — May 17, 2016

05/17/2016 07:19 PM

Total Number of Voters : 6,257 of 0 = 0.00%

Precincts Reporting 25 of 25 = 100.00%

Party	Candidate	Absentee		Early		Election		Total	
Precinct A104 (Ballots Cast: 205)									
UNITED STATES SENATOR, Vote For 1									
	Rand PAUL	0	0.00%	0	0.00%	41	91.11%	41	91.11%
	Stephen Howard SLAUGHTER	0	0.00%	0	0.00%	4	8.89%	4	8.89%
	James R. GOULD	0	0.00%	0	0.00%	0	0.00%	0	0.00%
	Cast Votes:	0	0.00%	0	0.00%	45	97.83%	45	97.83%
	Over Votes:	0	0.00%	0	0.00%	0	0.00%	0	0.00%
	Under Votes:	0	0.00%	0	0.00%	1	2.17%	1	2.17%
PRESIDENT of the UNITED STATES, Vote For 1									
	Martin J. O'MALLEY	0	0.00%	0	0.00%	3	1.90%	3	1.90%
	Bernard "Bernie" SANDERS	0	0.00%	0	0.00%	84	53.16%	84	53.16%
	Hillary CLINTON	0	0.00%	0	0.00%	63	39.87%	63	39.87%
	Roque Rocky DE LA FUENTE	0	0.00%	0	0.00%	0	0.00%	0	0.00%
	"UNCOMMITTED"	0	0.00%	0	0.00%	8	5.06%	8	5.06%
	Cast Votes:	0	0.00%	0	0.00%	158	99.37%	158	99.37%
	Over Votes:	0	0.00%	0	0.00%	0	0.00%	0	0.00%
	Under Votes:	0	0.00%	0	0.00%	1	0.63%	1	0.63%
UNITED STATES SENATOR, Vote For 1									
	Rory HOULIHAN	0	0.00%	0	0.00%	9	6.43%	9	6.43%
	Jeff KENDER	0	0.00%	0	0.00%	6	4.29%	6	4.29%
	Ron LEACH	0	0.00%	0	0.00%	23	16.43%	23	16.43%
	Tom RECKTENWALD	0	0.00%	0	0.00%	1	0.71%	1	0.71%
	Grant T. SHORT	0	0.00%	0	0.00%	4	2.86%	4	2.86%
	Sellus WILDER	0	0.00%	0	0.00%	15	10.71%	15	10.71%
	Jim GRAY	0	0.00%	0	0.00%	82	58.57%	82	58.57%
	Cast Votes:	0	0.00%	0	0.00%	140	88.05%	140	88.05%
	Over Votes:	0	0.00%	0	0.00%	0	0.00%	0	0.00%
	Under Votes:	0	0.00%	0	0.00%	19	11.95%	19	11.95%

Total Number of Voters : 6,257 of 0 = 0.00%

Precincts Reporting 25 of 25 = 100.00%

Party	Candidate	Absentee		Early		Election		Total	
Precinct A105 (Ballots Cast: 348)									
UNITED STATES SENATOR, Vote For 1									
	Rand PAUL	0	0.00%	0	0.00%	53	96.36%	53	96.36%
	Stephen Howard SLAUGHTER	0	0.00%	0	0.00%	0	0.00%	0	0.00%
	James R. GOULD	0	0.00%	0	0.00%	2	3.64%	2	3.64%
	Cast Votes:	0	0.00%	0	0.00%	55	98.21%	55	98.21%
	Over Votes:	0	0.00%	0	0.00%	0	0.00%	0	0.00%
	Under Votes:	0	0.00%	0	0.00%	1	1.79%	1	1.79%
PRESIDENT of the UNITED STATES, Vote For 1									
	Martin J. O'MALLEY	0	0.00%	0	0.00%	2	0.69%	2	0.69%
	Bernard "Bernie" SANDERS	0	0.00%	0	0.00%	141	48.79%	141	48.79%
	Hillary CLINTON	0	0.00%	0	0.00%	130	44.98%	130	44.98%
	Roque Rocky DE LA FUENTE	0	0.00%	0	0.00%	4	1.38%	4	1.38%
	"UNCOMMITTED"	0	0.00%	0	0.00%	12	4.15%	12	4.15%
	Cast Votes:	0	0.00%	0	0.00%	289	98.97%	289	98.97%
	Over Votes:	0	0.00%	0	0.00%	0	0.00%	0	0.00%
	Under Votes:	0	0.00%	0	0.00%	3	1.03%	3	1.03%
UNITED STATES SENATOR, Vote For 1									
	Rory HOULIHAN	0	0.00%	0	0.00%	14	5.69%	14	5.69%
	Jeff KENDER	0	0.00%	0	0.00%	18	7.32%	18	7.32%
	Ron LEACH	0	0.00%	0	0.00%	39	15.85%	39	15.85%
	Tom RECKTENWALD	0	0.00%	0	0.00%	6	2.44%	6	2.44%
	Grant T. SHORT	0	0.00%	0	0.00%	11	4.47%	11	4.47%
	Sellus WILDER	0	0.00%	0	0.00%	22	8.94%	22	8.94%
	Jim GRAY	0	0.00%	0	0.00%	136	55.28%	136	55.28%
	Cast Votes:	0	0.00%	0	0.00%	246	84.25%	246	84.25%
	Over Votes:	0	0.00%	0	0.00%	0	0.00%	0	0.00%
	Under Votes:	0	0.00%	0	0.00%	46	15.75%	46	15.75%

Precinct Report — Unofficial

PRESIDENTIAL PREFERENCE AND REGULAR PRIMARY — OFFICIAL BALLOT FOR NELSON COUNTY — May 17, 2016

05/17/2016 07:19 PM

Total Number of Voters : 6,257 of 0 = 0.00%

Precincts Reporting 25 of 25 = 100.00%

Party	Candidate	Absentee		Early		Election		Total	
Precinct B101 (Ballots Cast: 314)									
UNITED STATES SENATOR, Vote For 1									
	Rand PAUL	0	0.00%	0	0.00%	77	92.77%	77	92.77%
	Stephen Howard SLAUGHTER	0	0.00%	0	0.00%	3	3.61%	3	3.61%
	James R. GOULD	0	0.00%	0	0.00%	3	3.61%	3	3.61%
	Cast Votes:	0	0.00%	0	0.00%	83	100.00%	83	100.00%
	Over Votes:	0	0.00%	0	0.00%	0	0.00%	0	0.00%
	Under Votes:	0	0.00%	0	0.00%	0	0.00%	0	0.00%
PRESIDENT of the UNITED STATES, Vote For 1									
	Martin J. O'MALLEY	0	0.00%	0	0.00%	1	0.44%	1	0.44%
	Bernard "Bernie" SANDERS	0	0.00%	0	0.00%	122	53.51%	122	53.51%
	Hillary CLINTON	0	0.00%	0	0.00%	88	38.60%	88	38.60%
	Roque Rocky DE LA FUENTE	0	0.00%	0	0.00%	2	0.88%	2	0.88%
	"UNCOMMITTED"	0	0.00%	0	0.00%	15	6.58%	15	6.58%
	Cast Votes:	0	0.00%	0	0.00%	228	98.70%	228	98.70%
	Over Votes:	0	0.00%	0	0.00%	0	0.00%	0	0.00%
	Under Votes:	0	0.00%	0	0.00%	3	1.30%	3	1.30%
UNITED STATES SENATOR, Vote For 1									
	Rory HOULIHAN	0	0.00%	0	0.00%	9	4.48%	9	4.48%
	Jeff KENDER	0	0.00%	0	0.00%	9	4.48%	9	4.48%
	Ron LEACH	0	0.00%	0	0.00%	31	15.42%	31	15.42%
	Tom RECKTENWALD	0	0.00%	0	0.00%	7	3.48%	7	3.48%
	Grant T. SHORT	0	0.00%	0	0.00%	6	2.99%	6	2.99%
	Sellus WILDER	0	0.00%	0	0.00%	20	9.95%	20	9.95%
	Jim GRAY	0	0.00%	0	0.00%	119	59.20%	119	59.20%
	Cast Votes:	0	0.00%	0	0.00%	201	87.01%	201	87.01%
	Over Votes:	0	0.00%	0	0.00%	0	0.00%	0	0.00%
	Under Votes:	0	0.00%	0	0.00%	30	12.99%	30	12.99%

Total Number of Voters : 6,257 of 0 = 0.00%

Precincts Reporting 25 of 25 = 100.00%

Party	Candidate	Absentee		Early		Election		Total	
Precinct B102 (Ballots Cast: 182)									
UNITED STATES SENATOR, Vote For 1									
	Rand PAUL	0	0.00%	0	0.00%	29	96.67%	29	96.67%
	Stephen Howard SLAUGHTER	0	0.00%	0	0.00%	1	3.33%	1	3.33%
	James R. GOULD	0	0.00%	0	0.00%	0	0.00%	0	0.00%
	Cast Votes:	0	0.00%	0	0.00%	30	96.77%	30	96.77%
	Over Votes:	0	0.00%	0	0.00%	0	0.00%	0	0.00%
	Under Votes:	0	0.00%	0	0.00%	1	3.23%	1	3.23%
PRESIDENT of the UNITED STATES, Vote For 1									
	Martin J. O'MALLEY	0	0.00%	0	0.00%	1	0.67%	1	0.67%
	Bernard "Bernie" SANDERS	0	0.00%	0	0.00%	56	37.33%	56	37.33%
	Hillary CLINTON	0	0.00%	0	0.00%	90	60.00%	90	60.00%
	Roque Rocky DE LA FUENTE	0	0.00%	0	0.00%	0	0.00%	0	0.00%
	"UNCOMMITTED"	0	0.00%	0	0.00%	3	2.00%	3	2.00%
	Cast Votes:	0	0.00%	0	0.00%	150	99.34%	150	99.34%
	Over Votes:	0	0.00%	0	0.00%	0	0.00%	0	0.00%
	Under Votes:	0	0.00%	0	0.00%	1	0.66%	1	0.66%
UNITED STATES SENATOR, Vote For 1									
	Rory HOULIHAN	0	0.00%	0	0.00%	4	2.82%	4	2.82%
	Jeff KENDER	0	0.00%	0	0.00%	14	9.86%	14	9.86%
	Ron LEACH	0	0.00%	0	0.00%	36	25.35%	36	25.35%
	Tom RECKTENWALD	0	0.00%	0	0.00%	2	1.41%	2	1.41%
	Grant T. SHORT	0	0.00%	0	0.00%	7	4.93%	7	4.93%
	Sellus WILDER	0	0.00%	0	0.00%	11	7.75%	11	7.75%
	Jim GRAY	0	0.00%	0	0.00%	68	47.89%	68	47.89%
	Cast Votes:	0	0.00%	0	0.00%	142	94.04%	142	94.04%
	Over Votes:	0	0.00%	0	0.00%	0	0.00%	0	0.00%
	Under Votes:	0	0.00%	0	0.00%	9	5.96%	9	5.96%

Precinct Report — Unofficial

PRESIDENTIAL PREFERENCE AND REGULAR PRIMARY — OFFICIAL BALLOT FOR NELSON COUNTY — May 17, 2016

05/17/2016 07:19 PM

Total Number of Voters : 6,257 of 0 = 0.00%

Precincts Reporting 25 of 25 = 100.00%

Party	Candidate	Absentee		Early		Election		Total	
Precinct B103 (Ballots Cast: 266)									
UNITED STATES SENATOR, Vote For 1									
	Rand PAUL	0	0.00%	0	0.00%	54	90.00%	54	90.00%
	Stephen Howard SLAUGHTER	0	0.00%	0	0.00%	4	6.67%	4	6.67%
	James R. GOULD	0	0.00%	0	0.00%	2	3.33%	2	3.33%
	Cast Votes:	0	0.00%	0	0.00%	60	100.00%	60	100.00%
	Over Votes:	0	0.00%	0	0.00%	0	0.00%	0	0.00%
	Under Votes:	0	0.00%	0	0.00%	0	0.00%	0	0.00%
PRESIDENT of the UNITED STATES, Vote For 1									
	Martin J. O'MALLEY	0	0.00%	0	0.00%	5	2.48%	5	2.48%
	Bernard "Bernie" SANDERS	0	0.00%	0	0.00%	105	51.98%	105	51.98%
	Hillary CLINTON	0	0.00%	0	0.00%	80	39.60%	80	39.60%
	Roque Rocky DE LA FUENTE	0	0.00%	0	0.00%	0	0.00%	0	0.00%
	"UNCOMMITTED"	0	0.00%	0	0.00%	12	5.94%	12	5.94%
	Cast Votes:	0	0.00%	0	0.00%	202	98.06%	202	98.06%
	Over Votes:	0	0.00%	0	0.00%	1	0.49%	1	0.49%
	Under Votes:	0	0.00%	0	0.00%	3	1.46%	3	1.46%
UNITED STATES SENATOR, Vote For 1									
	Rory HOULIHAN	0	0.00%	0	0.00%	7	3.78%	7	3.78%
	Jeff KENDER	0	0.00%	0	0.00%	10	5.41%	10	5.41%
	Ron LEACH	0	0.00%	0	0.00%	28	15.14%	28	15.14%
	Tom RECKTENWALD	0	0.00%	0	0.00%	6	3.24%	6	3.24%
	Grant T. SHORT	0	0.00%	0	0.00%	6	3.24%	6	3.24%
	Sellus WILDER	0	0.00%	0	0.00%	16	8.65%	16	8.65%
	Jim GRAY	0	0.00%	0	0.00%	112	60.54%	112	60.54%
	Cast Votes:	0	0.00%	0	0.00%	185	89.81%	185	89.81%
	Over Votes:	0	0.00%	0	0.00%	0	0.00%	0	0.00%
	Under Votes:	0	0.00%	0	0.00%	21	10.19%	21	10.19%

Precinct Report — Unofficial

PRESIDENTIAL PREFERENCE AND REGULAR PRIMARY — OFFICIAL BALLOT FOR NELSON COUNTY — May 17, 2016

05/17/2016 07:19 PM

Total Number of Voters : 6,257 of 0 = 0.00%

Precincts Reporting 25 of 25 = 100.00%

Party	Candidate	Absentee		Early		Election		Total	
Precinct B104 (Ballots Cast: 274)									
UNITED STATES SENATOR, Vote For 1									
	Rand PAUL	0	0.00%	0	0.00%	54	96.43%	54	96.43%
	Stephen Howard SLAUGHTER	0	0.00%	0	0.00%	0	0.00%	0	0.00%
	James R. GOULD	0	0.00%	0	0.00%	2	3.57%	2	3.57%
	Cast Votes:	0	0.00%	0	0.00%	56	100.00%	56	100.00%
	Over Votes:	0	0.00%	0	0.00%	0	0.00%	0	0.00%
	Under Votes:	0	0.00%	0	0.00%	0	0.00%	0	0.00%
PRESIDENT of the UNITED STATES, Vote For 1									
	Martin J. O'MALLEY	0	0.00%	0	0.00%	2	0.92%	2	0.92%
	Bernard "Bernie" SANDERS	0	0.00%	0	0.00%	103	47.47%	103	47.47%
	Hillary CLINTON	0	0.00%	0	0.00%	104	47.93%	104	47.93%
	Roque Rocky DE LA FUENTE	0	0.00%	0	0.00%	0	0.00%	0	0.00%
	"UNCOMMITTED"	0	0.00%	0	0.00%	8	3.69%	8	3.69%
	Cast Votes:	0	0.00%	0	0.00%	217	99.54%	217	99.54%
	Over Votes:	0	0.00%	0	0.00%	0	0.00%	0	0.00%
	Under Votes:	0	0.00%	0	0.00%	1	0.46%	1	0.46%
UNITED STATES SENATOR, Vote For 1									
	Rory HOULIHAN	0	0.00%	0	0.00%	16	8.21%	16	8.21%
	Jeff KENDER	0	0.00%	0	0.00%	13	6.67%	13	6.67%
	Ron LEACH	0	0.00%	0	0.00%	30	15.38%	30	15.38%
	Tom RECKTENWALD	0	0.00%	0	0.00%	6	3.08%	6	3.08%
	Grant T. SHORT	0	0.00%	0	0.00%	3	1.54%	3	1.54%
	Sellus WILDER	0	0.00%	0	0.00%	15	7.69%	15	7.69%
	Jim GRAY	0	0.00%	0	0.00%	112	57.44%	112	57.44%
	Cast Votes:	0	0.00%	0	0.00%	195	89.45%	195	89.45%
	Over Votes:	0	0.00%	0	0.00%	0	0.00%	0	0.00%
	Under Votes:	0	0.00%	0	0.00%	23	10.55%	23	10.55%

Precinct Report — Unofficial

PRESIDENTIAL PREFERENCE AND REGULAR PRIMARY — OFFICIAL BALLOT FOR NELSON COUNTY — May 17, 2016

05/17/2016 07:19 PM

Total Number of Voters : 6,257 of 0 = 0.00%

Precincts Reporting 25 of 25 = 100.00%

Party	Candidate	Absentee		Early		Election		Total	
Precinct C101 (Ballots Cast: 257)									
UNITED STATES SENATOR, Vote For 1									
	Rand PAUL	0	0.00%	0	0.00%	37	90.24%	37	90.24%
	Stephen Howard SLAUGHTER	0	0.00%	0	0.00%	0	0.00%	0	0.00%
	James R. GOULD	0	0.00%	0	0.00%	4	9.76%	4	9.76%
	Cast Votes:	0	0.00%	0	0.00%	41	100.00%	41	100.00%
	Over Votes:	0	0.00%	0	0.00%	0	0.00%	0	0.00%
	Under Votes:	0	0.00%	0	0.00%	0	0.00%	0	0.00%
PRESIDENT of the UNITED STATES, Vote For 1									
	Martin J. O'MALLEY	0	0.00%	0	0.00%	2	0.95%	2	0.95%
	Bernard "Bernie" SANDERS	0	0.00%	0	0.00%	97	45.97%	97	45.97%
	Hillary CLINTON	0	0.00%	0	0.00%	105	49.76%	105	49.76%
	Roque Rocky DE LA FUENTE	0	0.00%	0	0.00%	0	0.00%	0	0.00%
	"UNCOMMITTED"	0	0.00%	0	0.00%	7	3.32%	7	3.32%
	Cast Votes:	0	0.00%	0	0.00%	211	97.69%	211	97.69%
	Over Votes:	0	0.00%	0	0.00%	1	0.46%	1	0.46%
	Under Votes:	0	0.00%	0	0.00%	4	1.85%	4	1.85%
UNITED STATES SENATOR, Vote For 1									
	Rory HOULIHAN	0	0.00%	0	0.00%	7	3.78%	7	3.78%
	Jeff KENDER	0	0.00%	0	0.00%	10	5.41%	10	5.41%
	Ron LEACH	0	0.00%	0	0.00%	30	16.22%	30	16.22%
	Tom RECKTENWALD	0	0.00%	0	0.00%	5	2.70%	5	2.70%
	Grant T. SHORT	0	0.00%	0	0.00%	5	2.70%	5	2.70%
	Sellus WILDER	0	0.00%	0	0.00%	15	8.11%	15	8.11%
	Jim GRAY	0	0.00%	0	0.00%	113	61.08%	113	61.08%
	Cast Votes:	0	0.00%	0	0.00%	185	85.65%	185	85.65%
	Over Votes:	0	0.00%	0	0.00%	0	0.00%	0	0.00%
	Under Votes:	0	0.00%	0	0.00%	31	14.35%	31	14.35%

Precinct Report — Unofficial

PRESIDENTIAL PREFERENCE AND REGULAR PRIMARY — OFFICIAL BALLOT FOR NELSON COUNTY — May 17, 2016

05/17/2016 07:19 PM

Total Number of Voters : 6,257 of 0 = 0.00%

Precincts Reporting 25 of 25 = 100.00%

Party	Candidate	Absentee		Early		Election		Total	
Precinct C102 (Ballots Cast: 254)									
UNITED STATES SENATOR, Vote For 1									
	Rand PAUL	0	0.00%	0	0.00%	39	92.86%	39	92.86%
	Stephen Howard SLAUGHTER	0	0.00%	0	0.00%	1	2.38%	1	2.38%
	James R. GOULD	0	0.00%	0	0.00%	2	4.76%	2	4.76%
	Cast Votes:	0	0.00%	0	0.00%	42	100.00%	42	100.00%
	Over Votes:	0	0.00%	0	0.00%	0	0.00%	0	0.00%
	Under Votes:	0	0.00%	0	0.00%	0	0.00%	0	0.00%
PRESIDENT of the UNITED STATES, Vote For 1									
	Martin J. O'MALLEY	0	0.00%	0	0.00%	3	1.43%	3	1.43%
	Bernard "Bernie" SANDERS	0	0.00%	0	0.00%	85	40.48%	85	40.48%
	Hillary CLINTON	0	0.00%	0	0.00%	114	54.29%	114	54.29%
	Roque Rocky DE LA FUENTE	0	0.00%	0	0.00%	0	0.00%	0	0.00%
	"UNCOMMITTED"	0	0.00%	0	0.00%	8	3.81%	8	3.81%
	Cast Votes:	0	0.00%	0	0.00%	210	99.06%	210	99.06%
	Over Votes:	0	0.00%	0	0.00%	0	0.00%	0	0.00%
	Under Votes:	0	0.00%	0	0.00%	2	0.94%	2	0.94%
UNITED STATES SENATOR, Vote For 1									
	Rory HOULIHAN	0	0.00%	0	0.00%	15	8.29%	15	8.29%
	Jeff KENDER	0	0.00%	0	0.00%	6	3.31%	6	3.31%
	Ron LEACH	0	0.00%	0	0.00%	28	15.47%	28	15.47%
	Tom RECKTENWALD	0	0.00%	0	0.00%	8	4.42%	8	4.42%
	Grant T. SHORT	0	0.00%	0	0.00%	7	3.87%	7	3.87%
	Sellus WILDER	0	0.00%	0	0.00%	13	7.18%	13	7.18%
	Jim GRAY	0	0.00%	0	0.00%	104	57.46%	104	57.46%
	Cast Votes:	0	0.00%	0	0.00%	181	85.38%	181	85.38%
	Over Votes:	0	0.00%	0	0.00%	0	0.00%	0	0.00%
	Under Votes:	0	0.00%	0	0.00%	31	14.62%	31	14.62%

Total Number of Voters : 6,257 of 0 = 0.00%

Precincts Reporting 25 of 25 = 100.00%

Party	Candidate	Absentee		Early		Election		Total	
Precinct C103 (Ballots Cast: 185)									
UNITED STATES SENATOR, Vote For 1									
	Rand PAUL	0	0.00%	0	0.00%	25	92.59%	25	92.59%
	Stephen Howard SLAUGHTER	0	0.00%	0	0.00%	0	0.00%	0	0.00%
	James R. GOULD	0	0.00%	0	0.00%	2	7.41%	2	7.41%
	Cast Votes:	0	0.00%	0	0.00%	27	100.00%	27	100.00%
	Over Votes:	0	0.00%	0	0.00%	0	0.00%	0	0.00%
	Under Votes:	0	0.00%	0	0.00%	0	0.00%	0	0.00%
PRESIDENT of the UNITED STATES, Vote For 1									
	Martin J. O'MALLEY	0	0.00%	0	0.00%	1	0.63%	1	0.63%
	Bernard "Bernie" SANDERS	0	0.00%	0	0.00%	65	41.14%	65	41.14%
	Hillary CLINTON	0	0.00%	0	0.00%	90	56.96%	90	56.96%
	Roque Rocky DE LA FUENTE	0	0.00%	0	0.00%	0	0.00%	0	0.00%
	"UNCOMMITTED"	0	0.00%	0	0.00%	2	1.27%	2	1.27%
	Cast Votes:	0	0.00%	0	0.00%	158	100.00%	158	100.00%
	Over Votes:	0	0.00%	0	0.00%	0	0.00%	0	0.00%
	Under Votes:	0	0.00%	0	0.00%	0	0.00%	0	0.00%
UNITED STATES SENATOR, Vote For 1									
	Rory HOULIHAN	0	0.00%	0	0.00%	3	2.07%	3	2.07%
	Jeff KENDER	0	0.00%	0	0.00%	9	6.21%	9	6.21%
	Ron LEACH	0	0.00%	0	0.00%	31	21.38%	31	21.38%
	Tom RECKTENWALD	0	0.00%	0	0.00%	8	5.52%	8	5.52%
	Grant T. SHORT	0	0.00%	0	0.00%	8	5.52%	8	5.52%
	Sellus WILDER	0	0.00%	0	0.00%	13	8.97%	13	8.97%
	Jim GRAY	0	0.00%	0	0.00%	73	50.34%	73	50.34%
	Cast Votes:	0	0.00%	0	0.00%	145	91.77%	145	91.77%
	Over Votes:	0	0.00%	0	0.00%	0	0.00%	0	0.00%
	Under Votes:	0	0.00%	0	0.00%	13	8.23%	13	8.23%

Precinct Report — Unofficial

PRESIDENTIAL PREFERENCE AND REGULAR PRIMARY — OFFICIAL BALLOT FOR NELSON COUNTY — May 17, 2016

05/17/2016 07:19 PM

Total Number of Voters : 6,257 of 0 = 0.00%

Precincts Reporting 25 of 25 = 100.00%

Party	Candidate	Absentee		Early		Election		Total	
Precinct C104 (Ballots Cast: 251)									
UNITED STATES SENATOR, Vote For 1									
	Rand PAUL	0	0.00%	0	0.00%	22	84.62%	22	84.62%
	Stephen Howard SLAUGHTER	0	0.00%	0	0.00%	2	7.69%	2	7.69%
	James R. GOULD	0	0.00%	0	0.00%	2	7.69%	2	7.69%
	Cast Votes:	0	0.00%	0	0.00%	26	100.00%	26	100.00%
	Over Votes:	0	0.00%	0	0.00%	0	0.00%	0	0.00%
	Under Votes:	0	0.00%	0	0.00%	0	0.00%	0	0.00%
PRESIDENT of the UNITED STATES, Vote For 1									
	Martin J. O'MALLEY	0	0.00%	0	0.00%	1	0.44%	1	0.44%
	Bernard "Bernie" SANDERS	0	0.00%	0	0.00%	95	42.22%	95	42.22%
	Hillary CLINTON	0	0.00%	0	0.00%	120	53.33%	120	53.33%
	Roque Rocky DE LA FUENTE	0	0.00%	0	0.00%	1	0.44%	1	0.44%
	"UNCOMMITTED"	0	0.00%	0	0.00%	8	3.56%	8	3.56%
	Cast Votes:	0	0.00%	0	0.00%	225	100.00%	225	100.00%
	Over Votes:	0	0.00%	0	0.00%	0	0.00%	0	0.00%
	Under Votes:	0	0.00%	0	0.00%	0	0.00%	0	0.00%
UNITED STATES SENATOR, Vote For 1									
	Rory HOULIHAN	0	0.00%	0	0.00%	6	3.03%	6	3.03%
	Jeff KENDER	0	0.00%	0	0.00%	12	6.06%	12	6.06%
	Ron LEACH	0	0.00%	0	0.00%	33	16.67%	33	16.67%
	Tom RECKTENWALD	0	0.00%	0	0.00%	5	2.53%	5	2.53%
	Grant T. SHORT	0	0.00%	0	0.00%	3	1.52%	3	1.52%
	Sellus WILDER	0	0.00%	0	0.00%	18	9.09%	18	9.09%
	Jim GRAY	0	0.00%	0	0.00%	121	61.11%	121	61.11%
	Cast Votes:	0	0.00%	0	0.00%	198	88.00%	198	88.00%
	Over Votes:	0	0.00%	0	0.00%	0	0.00%	0	0.00%
	Under Votes:	0	0.00%	0	0.00%	27	12.00%	27	12.00%

Precinct Report — Unofficial

PRESIDENTIAL PREFERENCE AND REGULAR PRIMARY — OFFICIAL BALLOT FOR NELSON COUNTY — May 17, 2016

05/17/2016 07:19 PM

Total Number of Voters : 6,257 of 0 = 0.00%

Precincts Reporting 25 of 25 = 100.00%

Party	Candidate	Absentee		Early		Election		Total	
Precinct C105 (Ballots Cast: 239)									
UNITED STATES SENATOR, Vote For 1									
	Rand PAUL	0	0.00%	0	0.00%	46	86.79%	46	86.79%
	Stephen Howard SLAUGHTER	0	0.00%	0	0.00%	3	5.66%	3	5.66%
	James R. GOULD	0	0.00%	0	0.00%	4	7.55%	4	7.55%
	Cast Votes:	0	0.00%	0	0.00%	53	100.00%	53	100.00%
	Over Votes:	0	0.00%	0	0.00%	0	0.00%	0	0.00%
	Under Votes:	0	0.00%	0	0.00%	0	0.00%	0	0.00%
PRESIDENT of the UNITED STATES, Vote For 1									
	Martin J. O'MALLEY	0	0.00%	0	0.00%	3	1.61%	3	1.61%
	Bernard "Bernie" SANDERS	0	0.00%	0	0.00%	92	49.46%	92	49.46%
	Hillary CLINTON	0	0.00%	0	0.00%	81	43.55%	81	43.55%
	Roque Rocky DE LA FUENTE	0	0.00%	0	0.00%	3	1.61%	3	1.61%
	"UNCOMMITTED"	0	0.00%	0	0.00%	7	3.76%	7	3.76%
	Cast Votes:	0	0.00%	0	0.00%	186	100.00%	186	100.00%
	Over Votes:	0	0.00%	0	0.00%	0	0.00%	0	0.00%
	Under Votes:	0	0.00%	0	0.00%	0	0.00%	0	0.00%
UNITED STATES SENATOR, Vote For 1									
	Rory HOULIHAN	0	0.00%	0	0.00%	7	4.49%	7	4.49%
	Jeff KENDER	0	0.00%	0	0.00%	5	3.21%	5	3.21%
	Ron LEACH	0	0.00%	0	0.00%	35	22.44%	35	22.44%
	Tom RECKTENWALD	0	0.00%	0	0.00%	12	7.69%	12	7.69%
	Grant T. SHORT	0	0.00%	0	0.00%	4	2.56%	4	2.56%
	Sellus WILDER	0	0.00%	0	0.00%	12	7.69%	12	7.69%
	Jim GRAY	0	0.00%	0	0.00%	81	51.92%	81	51.92%
	Cast Votes:	0	0.00%	0	0.00%	156	83.87%	156	83.87%
	Over Votes:	0	0.00%	0	0.00%	0	0.00%	0	0.00%
	Under Votes:	0	0.00%	0	0.00%	30	16.13%	30	16.13%

Precinct Report — Unofficial

PRESIDENTIAL PREFERENCE AND REGULAR PRIMARY — OFFICIAL BALLOT FOR NELSON COUNTY — May 17, 2016

05/17/2016 07:19 PM

Total Number of Voters : 6,257 of 0 = 0.00%

Precincts Reporting 25 of 25 = 100.00%

Party	Candidate	Absentee		Early		Election		Total	
Precinct D101 (Ballots Cast: 191)									
UNITED STATES SENATOR, Vote For 1									
	Rand PAUL	0	0.00%	0	0.00%	29	90.63%	29	90.63%
	Stephen Howard SLAUGHTER	0	0.00%	0	0.00%	2	6.25%	2	6.25%
	James R. GOULD	0	0.00%	0	0.00%	1	3.13%	1	3.13%
	Cast Votes:	0	0.00%	0	0.00%	32	96.97%	32	96.97%
	Over Votes:	0	0.00%	0	0.00%	0	0.00%	0	0.00%
	Under Votes:	0	0.00%	0	0.00%	1	3.03%	1	3.03%
PRESIDENT of the UNITED STATES, Vote For 1									
	Martin J. O'MALLEY	0	0.00%	0	0.00%	3	1.90%	3	1.90%
	Bernard "Bernie" SANDERS	0	0.00%	0	0.00%	92	58.23%	92	58.23%
	Hillary CLINTON	0	0.00%	0	0.00%	51	32.28%	51	32.28%
	Roque Rocky DE LA FUENTE	0	0.00%	0	0.00%	1	0.63%	1	0.63%
	"UNCOMMITTED"	0	0.00%	0	0.00%	11	6.96%	11	6.96%
	Cast Votes:	0	0.00%	0	0.00%	158	100.00%	158	100.00%
	Over Votes:	0	0.00%	0	0.00%	0	0.00%	0	0.00%
	Under Votes:	0	0.00%	0	0.00%	0	0.00%	0	0.00%
UNITED STATES SENATOR, Vote For 1									
	Rory HOULIHAN	0	0.00%	0	0.00%	7	5.15%	7	5.15%
	Jeff KENDER	0	0.00%	0	0.00%	7	5.15%	7	5.15%
	Ron LEACH	0	0.00%	0	0.00%	19	13.97%	19	13.97%
	Tom RECKTENWALD	0	0.00%	0	0.00%	6	4.41%	6	4.41%
	Grant T. SHORT	0	0.00%	0	0.00%	6	4.41%	6	4.41%
	Sellus WILDER	0	0.00%	0	0.00%	12	8.82%	12	8.82%
	Jim GRAY	0	0.00%	0	0.00%	79	58.09%	79	58.09%
	Cast Votes:	0	0.00%	0	0.00%	136	86.08%	136	86.08%
	Over Votes:	0	0.00%	0	0.00%	0	0.00%	0	0.00%
	Under Votes:	0	0.00%	0	0.00%	22	13.92%	22	13.92%

Precinct Report — Unofficial

PRESIDENTIAL PREFERENCE AND REGULAR PRIMARY — OFFICIAL BALLOT FOR NELSON COUNTY — May 17, 2016

05/17/2016 07:19 PM

Total Number of Voters : 6,257 of 0 = 0.00%

Precincts Reporting 25 of 25 = 100.00%

Party	Candidate	Absentee		Early		Election		Total	
Precinct D102 (Ballots Cast: 352)									
UNITED STATES SENATOR, Vote For 1									
	Rand PAUL	0	0.00%	0	0.00%	54	80.60%	54	80.60%
	Stephen Howard SLAUGHTER	0	0.00%	0	0.00%	6	8.96%	6	8.96%
	James R. GOULD	0	0.00%	0	0.00%	7	10.45%	7	10.45%
	Cast Votes:	0	0.00%	0	0.00%	67	100.00%	67	100.00%
	Over Votes:	0	0.00%	0	0.00%	0	0.00%	0	0.00%
	Under Votes:	0	0.00%	0	0.00%	0	0.00%	0	0.00%
PRESIDENT of the UNITED STATES, Vote For 1									
	Martin J. O'MALLEY	0	0.00%	0	0.00%	6	2.11%	6	2.11%
	Bernard "Bernie" SANDERS	0	0.00%	0	0.00%	152	53.52%	152	53.52%
	Hillary CLINTON	0	0.00%	0	0.00%	120	42.25%	120	42.25%
	Roque Rocky DE LA FUENTE	0	0.00%	0	0.00%	0	0.00%	0	0.00%
	"UNCOMMITTED"	0	0.00%	0	0.00%	6	2.11%	6	2.11%
	Cast Votes:	0	0.00%	0	0.00%	284	99.65%	284	99.65%
	Over Votes:	0	0.00%	0	0.00%	0	0.00%	0	0.00%
	Under Votes:	0	0.00%	0	0.00%	1	0.35%	1	0.35%
UNITED STATES SENATOR, Vote For 1									
	Rory HOULIHAN	0	0.00%	0	0.00%	13	5.26%	13	5.26%
	Jeff KENDER	0	0.00%	0	0.00%	19	7.69%	19	7.69%
	Ron LEACH	0	0.00%	0	0.00%	46	18.62%	46	18.62%
	Tom RECKTENWALD	0	0.00%	0	0.00%	19	7.69%	19	7.69%
	Grant T. SHORT	0	0.00%	0	0.00%	9	3.64%	9	3.64%
	Sellus WILDER	0	0.00%	0	0.00%	23	9.31%	23	9.31%
	Jim GRAY	0	0.00%	0	0.00%	118	47.77%	118	47.77%
	Cast Votes:	0	0.00%	0	0.00%	247	86.67%	247	86.67%
	Over Votes:	0	0.00%	0	0.00%	0	0.00%	0	0.00%
	Under Votes:	0	0.00%	0	0.00%	38	13.33%	38	13.33%

Precinct Report — Unofficial

PRESIDENTIAL PREFERENCE AND REGULAR PRIMARY — OFFICIAL BALLOT FOR NELSON COUNTY — May 17, 2016

05/17/2016 07:19 PM

Total Number of Voters : 6,257 of 0 = 0.00%

Precincts Reporting 25 of 25 = 100.00%

Party	Candidate	Absentee		Early		Election		Total	
Precinct D103 (Ballots Cast: 326)									
UNITED STATES SENATOR, Vote For 1									
	Rand PAUL	0	0.00%	0	0.00%	69	92.00%	69	92.00%
	Stephen Howard SLAUGHTER	0	0.00%	0	0.00%	3	4.00%	3	4.00%
	James R. GOULD	0	0.00%	0	0.00%	3	4.00%	3	4.00%
	Cast Votes:	0	0.00%	0	0.00%	75	100.00%	75	100.00%
	Over Votes:	0	0.00%	0	0.00%	0	0.00%	0	0.00%
	Under Votes:	0	0.00%	0	0.00%	0	0.00%	0	0.00%
PRESIDENT of the UNITED STATES, Vote For 1									
	Martin J. O'MALLEY	0	0.00%	0	0.00%	2	0.80%	2	0.80%
	Bernard "Bernie" SANDERS	0	0.00%	0	0.00%	95	38.15%	95	38.15%
	Hillary CLINTON	0	0.00%	0	0.00%	146	58.63%	146	58.63%
	Roque Rocky DE LA FUENTE	0	0.00%	0	0.00%	0	0.00%	0	0.00%
	"UNCOMMITTED"	0	0.00%	0	0.00%	6	2.41%	6	2.41%
	Cast Votes:	0	0.00%	0	0.00%	249	99.20%	249	99.20%
	Over Votes:	0	0.00%	0	0.00%	0	0.00%	0	0.00%
	Under Votes:	0	0.00%	0	0.00%	2	0.80%	2	0.80%
UNITED STATES SENATOR, Vote For 1									
	Rory HOULIHAN	0	0.00%	0	0.00%	8	3.62%	8	3.62%
	Jeff KENDER	0	0.00%	0	0.00%	9	4.07%	9	4.07%
	Ron LEACH	0	0.00%	0	0.00%	28	12.67%	28	12.67%
	Tom RECKTENWALD	0	0.00%	0	0.00%	7	3.17%	7	3.17%
	Grant T. SHORT	0	0.00%	0	0.00%	4	1.81%	4	1.81%
	Sellus WILDER	0	0.00%	0	0.00%	28	12.67%	28	12.67%
	Jim GRAY	0	0.00%	0	0.00%	137	61.99%	137	61.99%
	Cast Votes:	0	0.00%	0	0.00%	221	88.05%	221	88.05%
	Over Votes:	0	0.00%	0	0.00%	1	0.40%	1	0.40%
	Under Votes:	0	0.00%	0	0.00%	29	11.55%	29	11.55%

Party	Candidate	Absentee		Early		Election		Total	
Precinct D104 (Ballots Cast: 214)									
UNITED STATES SENATOR, Vote For 1									
	Rand PAUL	0	0.00%	0	0.00%	47	94.00%	47	94.00%
	Stephen Howard SLAUGHTER	0	0.00%	0	0.00%	3	6.00%	3	6.00%
	James R. GOULD	0	0.00%	0	0.00%	0	0.00%	0	0.00%
	Cast Votes:	0	0.00%	0	0.00%	50	98.04%	50	98.04%
	Over Votes:	0	0.00%	0	0.00%	0	0.00%	0	0.00%
	Under Votes:	0	0.00%	0	0.00%	1	1.96%	1	1.96%
PRESIDENT of the UNITED STATES, Vote For 1									
	Martin J. O'MALLEY	0	0.00%	0	0.00%	2	1.27%	2	1.27%
	Bernard "Bernie" SANDERS	0	0.00%	0	0.00%	84	53.16%	84	53.16%
	Hillary CLINTON	0	0.00%	0	0.00%	68	43.04%	68	43.04%
	Roque Rocky DE LA FUENTE	0	0.00%	0	0.00%	0	0.00%	0	0.00%
	"UNCOMMITTED"	0	0.00%	0	0.00%	4	2.53%	4	2.53%
	Cast Votes:	0	0.00%	0	0.00%	158	96.93%	158	96.93%
	Over Votes:	0	0.00%	0	0.00%	0	0.00%	0	0.00%
	Under Votes:	0	0.00%	0	0.00%	5	3.07%	5	3.07%
UNITED STATES SENATOR, Vote For 1									
	Rory HOULIHAN	0	0.00%	0	0.00%	6	4.20%	6	4.20%
	Jeff KENDER	0	0.00%	0	0.00%	5	3.50%	5	3.50%
	Ron LEACH	0	0.00%	0	0.00%	34	23.78%	34	23.78%
	Tom RECKTENWALD	0	0.00%	0	0.00%	10	6.99%	10	6.99%
	Grant T. SHORT	0	0.00%	0	0.00%	3	2.10%	3	2.10%
	Sellus WILDER	0	0.00%	0	0.00%	14	9.79%	14	9.79%
	Jim GRAY	0	0.00%	0	0.00%	71	49.65%	71	49.65%
	Cast Votes:	0	0.00%	0	0.00%	143	87.73%	143	87.73%
	Over Votes:	0	0.00%	0	0.00%	0	0.00%	0	0.00%
	Under Votes:	0	0.00%	0	0.00%	20	12.27%	20	12.27%

Party	Candidate	Absentee		Early		Election		Total	
Precinct D105 (Ballots Cast: 365)									
UNITED STATES SENATOR, Vote For 1									
	Rand PAUL	0	0.00%	0	0.00%	63	90.00%	63	90.00%
	Stephen Howard SLAUGHTER	0	0.00%	0	0.00%	2	2.86%	2	2.86%
	James R. GOULD	0	0.00%	0	0.00%	5	7.14%	5	7.14%
	Cast Votes:	0	0.00%	0	0.00%	70	100.00%	70	100.00%
	Over Votes:	0	0.00%	0	0.00%	0	0.00%	0	0.00%
	Under Votes:	0	0.00%	0	0.00%	0	0.00%	0	0.00%
PRESIDENT of the UNITED STATES, Vote For 1									
	Martin J. O'MALLEY	0	0.00%	0	0.00%	6	2.05%	6	2.05%
	Bernard "Bernie" SANDERS	0	0.00%	0	0.00%	139	47.44%	139	47.44%
	Hillary CLINTON	0	0.00%	0	0.00%	135	46.08%	135	46.08%
	Roque Rocky DE LA FUENTE	0	0.00%	0	0.00%	0	0.00%	0	0.00%
	"UNCOMMITTED"	0	0.00%	0	0.00%	13	4.44%	13	4.44%
	Cast Votes:	0	0.00%	0	0.00%	293	99.32%	293	99.32%
	Over Votes:	0	0.00%	0	0.00%	0	0.00%	0	0.00%
	Under Votes:	0	0.00%	0	0.00%	2	0.68%	2	0.68%
UNITED STATES SENATOR, Vote For 1									
	Rory HOULIHAN	0	0.00%	0	0.00%	15	5.81%	15	5.81%
	Jeff KENDER	0	0.00%	0	0.00%	12	4.65%	12	4.65%
	Ron LEACH	0	0.00%	0	0.00%	45	17.44%	45	17.44%
	Tom RECKTENWALD	0	0.00%	0	0.00%	12	4.65%	12	4.65%
	Grant T. SHORT	0	0.00%	0	0.00%	6	2.33%	6	2.33%
	Sellus WILDER	0	0.00%	0	0.00%	11	4.26%	11	4.26%
	Jim GRAY	0	0.00%	0	0.00%	157	60.85%	157	60.85%
	Cast Votes:	0	0.00%	0	0.00%	258	87.46%	258	87.46%
	Over Votes:	0	0.00%	0	0.00%	0	0.00%	0	0.00%
	Under Votes:	0	0.00%	0	0.00%	37	12.54%	37	12.54%

Precinct Report — Unofficial

PRESIDENTIAL PREFERENCE AND REGULAR PRIMARY — OFFICIAL BALLOT FOR NELSON COUNTY — May 17, 2016

05/17/2016 07:19 PM

Total Number of Voters : 6,257 of 0 = 0.00%

Precincts Reporting 25 of 25 = 100.00%

Party	Candidate	Absentee		Early		Election		Total	
Precinct E101 (Ballots Cast: 157)									
UNITED STATES SENATOR, Vote For 1									
	Rand PAUL	0	0.00%	0	0.00%	18	69.23%	18	69.23%
	Stephen Howard SLAUGHTER	0	0.00%	0	0.00%	4	15.38%	4	15.38%
	James R. GOULD	0	0.00%	0	0.00%	4	15.38%	4	15.38%
	Cast Votes:	0	0.00%	0	0.00%	26	100.00%	26	100.00%
	Over Votes:	0	0.00%	0	0.00%	0	0.00%	0	0.00%
	Under Votes:	0	0.00%	0	0.00%	0	0.00%	0	0.00%
PRESIDENT of the UNITED STATES, Vote For 1									
	Martin J. O'MALLEY	0	0.00%	0	0.00%	1	0.78%	1	0.78%
	Bernard "Bernie" SANDERS	0	0.00%	0	0.00%	55	42.64%	55	42.64%
	Hillary CLINTON	0	0.00%	0	0.00%	68	52.71%	68	52.71%
	Roque Rocky DE LA FUENTE	0	0.00%	0	0.00%	0	0.00%	0	0.00%
	"UNCOMMITTED"	0	0.00%	0	0.00%	5	3.88%	5	3.88%
	Cast Votes:	0	0.00%	0	0.00%	129	98.47%	129	98.47%
	Over Votes:	0	0.00%	0	0.00%	0	0.00%	0	0.00%
	Under Votes:	0	0.00%	0	0.00%	2	1.53%	2	1.53%
UNITED STATES SENATOR, Vote For 1									
	Rory HOULIHAN	0	0.00%	0	0.00%	8	7.02%	8	7.02%
	Jeff KENDER	0	0.00%	0	0.00%	6	5.26%	6	5.26%
	Ron LEACH	0	0.00%	0	0.00%	19	16.67%	19	16.67%
	Tom RECKTENWALD	0	0.00%	0	0.00%	3	2.63%	3	2.63%
	Grant T. SHORT	0	0.00%	0	0.00%	4	3.51%	4	3.51%
	Sellus WILDER	0	0.00%	0	0.00%	7	6.14%	7	6.14%
	Jim GRAY	0	0.00%	0	0.00%	67	58.77%	67	58.77%
	Cast Votes:	0	0.00%	0	0.00%	114	87.02%	114	87.02%
	Over Votes:	0	0.00%	0	0.00%	0	0.00%	0	0.00%
	Under Votes:	0	0.00%	0	0.00%	17	12.98%	17	12.98%

Precinct Report — Unofficial

PRESIDENTIAL PREFERENCE AND REGULAR PRIMARY — OFFICIAL BALLOT FOR NELSON COUNTY — May 17, 2016

05/17/2016 07:19 PM

Total Number of Voters : 6,257 of 0 = 0.00%

Precincts Reporting 25 of 25 = 100.00%

Party	Candidate	Absentee		Early		Election		Total	
Precinct E102 (Ballots Cast: 347)									
UNITED STATES SENATOR, Vote For 1									
	Rand PAUL	0	0.00%	0	0.00%	55	79.71%	55	79.71%
	Stephen Howard SLAUGHTER	0	0.00%	0	0.00%	9	13.04%	9	13.04%
	James R. GOULD	0	0.00%	0	0.00%	5	7.25%	5	7.25%
	Cast Votes:	0	0.00%	0	0.00%	69	100.00%	69	100.00%
	Over Votes:	0	0.00%	0	0.00%	0	0.00%	0	0.00%
	Under Votes:	0	0.00%	0	0.00%	0	0.00%	0	0.00%
PRESIDENT of the UNITED STATES, Vote For 1									
	Martin J. O'MALLEY	0	0.00%	0	0.00%	3	1.08%	3	1.08%
	Bernard "Bernie" SANDERS	0	0.00%	0	0.00%	128	46.21%	128	46.21%
	Hillary CLINTON	0	0.00%	0	0.00%	125	45.13%	125	45.13%
	Roque Rocky DE LA FUENTE	0	0.00%	0	0.00%	2	0.72%	2	0.72%
	"UNCOMMITTED"	0	0.00%	0	0.00%	19	6.86%	19	6.86%
	Cast Votes:	0	0.00%	0	0.00%	277	99.64%	277	99.64%
	Over Votes:	0	0.00%	0	0.00%	0	0.00%	0	0.00%
	Under Votes:	0	0.00%	0	0.00%	1	0.36%	1	0.36%
UNITED STATES SENATOR, Vote For 1									
	Rory HOULIHAN	0	0.00%	0	0.00%	17	6.97%	17	6.97%
	Jeff KENDER	0	0.00%	0	0.00%	23	9.43%	23	9.43%
	Ron LEACH	0	0.00%	0	0.00%	47	19.26%	47	19.26%
	Tom RECKTENWALD	0	0.00%	0	0.00%	6	2.46%	6	2.46%
	Grant T. SHORT	0	0.00%	0	0.00%	6	2.46%	6	2.46%
	Sellus WILDER	0	0.00%	0	0.00%	20	8.20%	20	8.20%
	Jim GRAY	0	0.00%	0	0.00%	125	51.23%	125	51.23%
	Cast Votes:	0	0.00%	0	0.00%	244	87.77%	244	87.77%
	Over Votes:	0	0.00%	0	0.00%	0	0.00%	0	0.00%
	Under Votes:	0	0.00%	0	0.00%	34	12.23%	34	12.23%

Precinct Report — Unofficial

PRESIDENTIAL PREFERENCE AND REGULAR PRIMARY — OFFICIAL BALLOT FOR NELSON COUNTY — May 17, 2016

05/17/2016 07:19 PM

Total Number of Voters : 6,257 of 0 = 0.00%

Precincts Reporting 25 of 25 = 100.00%

Party	Candidate	Absentee		Early		Election		Total	
Precinct E103 (Ballots Cast: 273)									
UNITED STATES SENATOR, Vote For 1									
	Rand PAUL	0	0.00%	0	0.00%	57	89.06%	57	89.06%
	Stephen Howard SLAUGHTER	0	0.00%	0	0.00%	2	3.13%	2	3.13%
	James R. GOULD	0	0.00%	0	0.00%	5	7.81%	5	7.81%
	Cast Votes:	0	0.00%	0	0.00%	64	100.00%	64	100.00%
	Over Votes:	0	0.00%	0	0.00%	0	0.00%	0	0.00%
	Under Votes:	0	0.00%	0	0.00%	0	0.00%	0	0.00%
PRESIDENT of the UNITED STATES, Vote For 1									
	Martin J. O'MALLEY	0	0.00%	0	0.00%	4	1.93%	4	1.93%
	Bernard "Bernie" SANDERS	0	0.00%	0	0.00%	101	48.79%	101	48.79%
	Hillary CLINTON	0	0.00%	0	0.00%	93	44.93%	93	44.93%
	Roque Rocky DE LA FUENTE	0	0.00%	0	0.00%	5	2.42%	5	2.42%
	"UNCOMMITTED"	0	0.00%	0	0.00%	4	1.93%	4	1.93%
	Cast Votes:	0	0.00%	0	0.00%	207	99.04%	207	99.04%
	Over Votes:	0	0.00%	0	0.00%	0	0.00%	0	0.00%
	Under Votes:	0	0.00%	0	0.00%	2	0.96%	2	0.96%
UNITED STATES SENATOR, Vote For 1									
	Rory HOULIHAN	0	0.00%	0	0.00%	11	5.88%	11	5.88%
	Jeff KENDER	0	0.00%	0	0.00%	11	5.88%	11	5.88%
	Ron LEACH	0	0.00%	0	0.00%	27	14.44%	27	14.44%
	Tom RECKTENWALD	0	0.00%	0	0.00%	5	2.67%	5	2.67%
	Grant T. SHORT	0	0.00%	0	0.00%	5	2.67%	5	2.67%
	Sellus WILDER	0	0.00%	0	0.00%	16	8.56%	16	8.56%
	Jim GRAY	0	0.00%	0	0.00%	112	59.89%	112	59.89%
	Cast Votes:	0	0.00%	0	0.00%	187	89.47%	187	89.47%
	Over Votes:	0	0.00%	0	0.00%	0	0.00%	0	0.00%
	Under Votes:	0	0.00%	0	0.00%	22	10.53%	22	10.53%

Precinct Report — Unofficial

PRESIDENTIAL PREFERENCE AND REGULAR PRIMARY — OFFICIAL BALLOT FOR NELSON COUNTY — May 17, 2016

05/17/2016 07:19 PM

Total Number of Voters : 6,257 of 0 = 0.00%

Precincts Reporting 25 of 25 = 100.00%

Party	Candidate	Absentee		Early		Election		Total	
Precinct E104 (Ballots Cast: 163)									
UNITED STATES SENATOR, Vote For 1									
	Rand PAUL	0	0.00%	0	0.00%	50	96.15%	50	96.15%
	Stephen Howard SLAUGHTER	0	0.00%	0	0.00%	0	0.00%	0	0.00%
	James R. GOULD	0	0.00%	0	0.00%	2	3.85%	2	3.85%
	Cast Votes:	0	0.00%	0	0.00%	52	100.00%	52	100.00%
	Over Votes:	0	0.00%	0	0.00%	0	0.00%	0	0.00%
	Under Votes:	0	0.00%	0	0.00%	0	0.00%	0	0.00%
PRESIDENT of the UNITED STATES, Vote For 1									
	Martin J. O'MALLEY	0	0.00%	0	0.00%	0	0.00%	0	0.00%
	Bernard "Bernie" SANDERS	0	0.00%	0	0.00%	70	63.06%	70	63.06%
	Hillary CLINTON	0	0.00%	0	0.00%	35	31.53%	35	31.53%
	Roque Rocky DE LA FUENTE	0	0.00%	0	0.00%	0	0.00%	0	0.00%
	"UNCOMMITTED"	0	0.00%	0	0.00%	6	5.41%	6	5.41%
	Cast Votes:	0	0.00%	0	0.00%	111	100.00%	111	100.00%
	Over Votes:	0	0.00%	0	0.00%	0	0.00%	0	0.00%
	Under Votes:	0	0.00%	0	0.00%	0	0.00%	0	0.00%
UNITED STATES SENATOR, Vote For 1									
	Rory HOULIHAN	0	0.00%	0	0.00%	8	8.89%	8	8.89%
	Jeff KENDER	0	0.00%	0	0.00%	3	3.33%	3	3.33%
	Ron LEACH	0	0.00%	0	0.00%	11	12.22%	11	12.22%
	Tom RECKTENWALD	0	0.00%	0	0.00%	3	3.33%	3	3.33%
	Grant T. SHORT	0	0.00%	0	0.00%	3	3.33%	3	3.33%
	Sellus WILDER	0	0.00%	0	0.00%	6	6.67%	6	6.67%
	Jim GRAY	0	0.00%	0	0.00%	56	62.22%	56	62.22%
	Cast Votes:	0	0.00%	0	0.00%	90	81.08%	90	81.08%
	Over Votes:	0	0.00%	0	0.00%	0	0.00%	0	0.00%
	Under Votes:	0	0.00%	0	0.00%	21	18.92%	21	18.92%

Precinct Report — Unofficial

PRESIDENTIAL PREFERENCE AND REGULAR PRIMARY — OFFICIAL BALLOT FOR NELSON COUNTY — May 17, 2016

05/17/2016 07:19 PM

Total Number of Voters : 6,257 of 0 = 0.00%

Precincts Reporting 25 of 25 = 100.00%

Party	Candidate	Absentee		Early		Election		Total	
Precinct E105 (Ballots Cast: 202)									
UNITED STATES SENATOR, Vote For 1									
	Rand PAUL	0	0.00%	0	0.00%	22	78.57%	22	78.57%
	Stephen Howard SLAUGHTER	0	0.00%	0	0.00%	3	10.71%	3	10.71%
	James R. GOULD	0	0.00%	0	0.00%	3	10.71%	3	10.71%
	Cast Votes:	0	0.00%	0	0.00%	28	96.55%	28	96.55%
	Over Votes:	0	0.00%	0	0.00%	0	0.00%	0	0.00%
	Under Votes:	0	0.00%	0	0.00%	1	3.45%	1	3.45%
PRESIDENT of the UNITED STATES, Vote For 1									
	Martin J. O'MALLEY	0	0.00%	0	0.00%	1	0.58%	1	0.58%
	Bernard "Bernie" SANDERS	0	0.00%	0	0.00%	80	46.24%	80	46.24%
	Hillary CLINTON	0	0.00%	0	0.00%	90	52.02%	90	52.02%
	Roque Rocky DE LA FUENTE	0	0.00%	0	0.00%	0	0.00%	0	0.00%
	"UNCOMMITTED"	0	0.00%	0	0.00%	2	1.16%	2	1.16%
	Cast Votes:	0	0.00%	0	0.00%	173	100.00%	173	100.00%
	Over Votes:	0	0.00%	0	0.00%	0	0.00%	0	0.00%
	Under Votes:	0	0.00%	0	0.00%	0	0.00%	0	0.00%
UNITED STATES SENATOR, Vote For 1									
	Rory HOULIHAN	0	0.00%	0	0.00%	12	8.00%	12	8.00%
	Jeff KENDER	0	0.00%	0	0.00%	6	4.00%	6	4.00%
	Ron LEACH	0	0.00%	0	0.00%	21	14.00%	21	14.00%
	Tom RECKTENWALD	0	0.00%	0	0.00%	8	5.33%	8	5.33%
	Grant T. SHORT	0	0.00%	0	0.00%	12	8.00%	12	8.00%
	Sellus WILDER	0	0.00%	0	0.00%	19	12.67%	19	12.67%
	Jim GRAY	0	0.00%	0	0.00%	72	48.00%	72	48.00%
	Cast Votes:	0	0.00%	0	0.00%	150	86.71%	150	86.71%
	Over Votes:	0	0.00%	0	0.00%	0	0.00%	0	0.00%
	Under Votes:	0	0.00%	0	0.00%	23	13.29%	23	13.29%

Cumulative Report — Unofficial

PRESIDENTIAL PREFERENCE AND REGULAR PRIMARY — OFFICIAL BALLOT FOR NELSON COUNTY — May 17, 2016

05/17/2016 07:18 PM

Total Number of Voters : 6,257 of 0 = 0.00%

Precincts Reporting 25 of 25 = 100.00%

Party	Candidate	Absentee		Early		Election		Total	
UNITED STATES SENATOR, Vote For 1									
	Rand PAUL	0	0.00%	0	0.00%	1,053	89.31%	1,053	89.31%
	Stephen Howard SLAUGHTER	0	0.00%	0	0.00%	56	4.75%	56	4.75%
	James R. GOULD	0	0.00%	0	0.00%	70	5.94%	70	5.94%
	Cast Votes:	0	0.00%	0	0.00%	1,179	99.41%	1,179	99.41%
	Over Votes:	0	0.00%	0	0.00%	0	0.00%	0	0.00%
	Under Votes:	0	0.00%	0	0.00%	7	0.59%	7	0.59%
PRESIDENT of the UNITED STATES, Vote For 1									
	Martin J. O'MALLEY	0	0.00%	0	0.00%	64	1.27%	64	1.27%
	Bernard "Bernie" SANDERS	0	0.00%	0	0.00%	2,345	46.64%	2,345	46.64%
	Hillary CLINTON	0	0.00%	0	0.00%	2,395	47.63%	2,395	47.63%
	Roque Rocky DE LA FUENTE	0	0.00%	0	0.00%	22	0.44%	22	0.44%
	"UNCOMMITTED"	0	0.00%	0	0.00%	202	4.02%	202	4.02%
	Cast Votes:	0	0.00%	0	0.00%	5,028	99.15%	5,028	99.15%
	Over Votes:	0	0.00%	0	0.00%	3	0.06%	3	0.06%
	Under Votes:	0	0.00%	0	0.00%	40	0.79%	40	0.79%
UNITED STATES SENATOR, Vote For 1									
	Rory HOULIHAN	0	0.00%	0	0.00%	250	5.64%	250	5.64%
	Jeff KENDER	0	0.00%	0	0.00%	235	5.30%	235	5.30%
	Ron LEACH	0	0.00%	0	0.00%	745	16.82%	745	16.82%
	Tom RECKTENWALD	0	0.00%	0	0.00%	175	3.95%	175	3.95%
	Grant T. SHORT	0	0.00%	0	0.00%	148	3.34%	148	3.34%
	Sellus WILDER	0	0.00%	0	0.00%	378	8.53%	378	8.53%
	Jim GRAY	0	0.00%	0	0.00%	2,499	56.41%	2,499	56.41%
	Cast Votes:	0	0.00%	0	0.00%	4,430	87.36%	4,430	87.36%
	Over Votes:	0	0.00%	0	0.00%	1	0.02%	1	0.02%
	Under Votes:	0	0.00%	0	0.00%	640	12.62%	640	12.62%

PRIMARY ELECTION
NICHOLAS COUNTY - 6th. CONG. DIST.
RECAPITULATION SHEET
May 17, 2016

	ABSENTEE			HEADQUARTERS	RAFFERTY-MYERS	MOOREFIELD-EAST UNION	MAYORS OFFICE-ENGINE HOUSE	MATHIAS-CITY BUILDING	GRAND TOTAL
	Mail-In	Walk-In	Total	eSlate	eSlate	eSlate	eSlate	eSlate	
	26	19	45	151	172	175	221	189	953
UNITED STATES SENATOR - REP									
Stephen Howard SLAUGHTER	0	0	0	0	0	0	2	1	3
James R. GOULD	0	0	0	3	0	1	1	1	6
Rand PAUL	1	3	4	11	14	22	21	21	93
U.S. REP. in Cong. - 6th Cong. Dist. - REP									
Roger Q. BRILL	0	0	0	5	2	3	3	2	15
Andy BARR	1	3	4	9	12	20	17	21	83
STATE REP. 72nd Rep. Dist. - REP									
Curtis KENIMER	1	0	1	12	9	18	18	15	73
Phillip D. COPHER	0	2	2	3	5	5	4	7	26
PRESIDENT of the UNITED STATES - DEM									
Martin J. O'MALLEY	1	1	2	3	3	1	3	5	17
Bernard "Bernie" SANDERS	6	9	15	73	80	86	80	86	420
Hillary CLINTON	15	6	21	49	65	56	96	66	353
Roque Rocky DE LA FUENTE	0	0	0	1	0	0	1	0	2
"UNCOMMITTED"	3	0	3	8	5	5	15	9	45
UNITED STATES SENATOR - DEM									
Grant T. SHORT	1	1	2	4	4	6	6	4	26
Sellus WILDER	1	0	1	6	6	10	17	7	47
Jim GRAY	19	11	30	108	126	109	158	132	663
Rory HOULIHAN	0	1	1	1	2	2	1	2	9
Jeff KENDER	1	2	3	5	5	3	4	9	29
Ron LEACH	0	1	1	2	7	4	3	3	20
Tom RECKTENWALD	0	0	0	0	1	2	3	2	8
U.S. REP. in Cong. - 6th Cong. Dist. - DEM									
Nancy Jo KEMPER	12	11	23	75	80	81	110	98	467
Michael COBLENZ	0	0	0	7	9	10	9	13	48
Geoffrey M. "Geoff" YOUNG	7	4	11	41	49	44	59	44	248



PRIMARY ELECTION
OHIO COUNTY - 1st. CONG. DIST.
RECAPITULATION SHEET
May 17, 2016

	CENTERTOWN			FORDSVILLE			DEANFIELD			MAGAN			DUNDEE			CROMWELL			HORSE BRANCH			ROSINE			COOL SPRINGS			GRAND TOTAL
	eSlate	eScan	Total	eSlate	eScan	Total	eSlate	eScan	Total	eSlate	eScan	Total	eSlate	eScan	Total	eSlate	eScan	Total	eSlate	eScan	Total	eSlate	eScan	Total	eSlate	eScan	Total	
UNITED STATES SENATOR - REP																												
James R. GOULD	0	13	13	0	13	13	0	14	14	0	7	7	0	8	8	0	12	12	0	22	22	0	12	12	0	1	1	184
Rand PAUL	0	68	68	0	56	56	0	95	95	0	42	42	0	27	27	0	102	102	0	76	76	0	73	73	0	34	34	1226
Stephen Howard SLAUGHTER	0	5	5	0	7	7	0	3	3	0	3	3	0	3	3	0	8	8	0	11	11	0	8	8	0	2	2	94
U.S. REP. in CONGRESS - 1st Cong. Dist. - REP																												
Mike PAPE	0	25	25	0	12	12	0	17	17	0	17	17	0	7	7	0	35	35	0	40	40	0	31	31	0	15	15	436
Miles A. CAUGHEY JR.	0	1	1	0	1	1	0	0	0	0	1	1	0	0	0	0	0	0	0	1	1	0	4	4	0	0	0	16
Jason BATTS	0	1	1	0	7	7	0	26	26	0	1	1	0	2	2	0	5	5	0	9	9	0	13	13	0	1	1	117
James R. COMER	0	62	62	0	58	58	0	68	68	0	33	33	0	30	30	0	83	83	0	103	103	0	50	50	0	22	22	985
PRESIDENT of the UNITED STATES - DEM																												
Martin J. O'MALLEY	0	3	3	0	0	0	0	1	1	0	2	2	0	1	1	0	6	6	0	0	0	0	0	0	0	1	1	45
Bernard "Bernie" SANDERS	0	93	93	0	51	51	0	58	58	0	22	22	0	23	23	0	58	58	0	74	74	1	32	33	0	20	20	943
Hillary CLINTON	0	52	52	0	45	45	0	44	44	0	25	25	0	31	31	0	41	41	0	20	20	0	25	25	0	19	19	778
Roque Rocky DE LA FUENTE	0	0	0	0	0	0	0	0	0	0	1	1	0	0	0	0	1	1	0	1	1	0	1	1	0	1	1	11
"UNCOMMITTED"	0	9	9	0	6	6	0	6	6	0	3	3	0	2	2	0	6	6	0	3	3	0	2	2	0	3	3	109
UNITED STATES SENATOR - DEM																												
Jim GRAY	0	63	63	0	58	58	0	51	51	0	22	22	0	29	29	0	40	40	0	18	28	1	31	32	0	24	24	883
Rory HOULIHAN	0	2	2	0	2	2	0	4	4	0	1	1	0	1	1	0	2	2	0	1	1	0	2	2	0	2	2	52
Jeff KENDER	0	11	11	0	7	7	0	2	2	0	2	2	0	3	3	0	7	7	0	0	0	0	2	2	0	0	0	81
Ron LEACH	0	27	27	0	18	18	0	22	22	0	11	11	0	13	13	0	33	33	0	11	11	0	13	13	0	7	7	386
Tom RECKTENWALD	0	9	9	0	2	2	0	4	4	0	0	0	0	1	1	0	4	4	0	2	2	0	0	0	0	1	1	56
Grant T. SHORT	0	4	4	0	5	5	0	5	5	0	7	7	0	1	1	0	6	6	0	0	0	0	4	4	0	0	0	63
Sellus WILDER	0	14	14	0	4	4	0	10	10	0	4	4	0	4	4	0	8	8	0	5	5	0	7	7	0	5	5	154
U.S. REP. in CONGRESS - 1st Cong. Dist. - DEM																												
Tom OSBORNE	0	87	87	0	49	49	0	72	72	0	25	25	0	37	37	0	58	58	0	33	33	0	34	34	0	16	16	983
Samuel L. GASKINS	0	41	41	0	39	39	0	24	24	0	21	21	0	12	12	0	36	36	0	13	13	1	13	14	0	21	21	588

PRIMARY ELECTION
OHIO COUNTY - 1st. CONG. DIST.
RECAPITULATION SHEET
May 17, 2016

	ABSENTEE			EAST HARTFORD			WEST HARTFORD			HARTFORD			BUFORD			EAST BEAVER DAM			WEST BEAVER DAM			BEAVER DAM 20			ROCKPORT			McHENRY			BEDA		
	Mail-In	Walk-In	Total	eSlate	eScan	Total	eSlate	eScan	Total	eSlate	eScan	Total	eSlate	eScan	Total	eSlate	eScan	Total	eSlate	eScan	Total	eSlate	eScan	Total	eSlate	eScan	Total	eSlate	eScan	Total	eSlate	eScan	Total
UNITED STATES SENATOR - REP																																	
James R. GOULD	1	3	4	0	11	11	0	7	7	0	0	0	0	6	6	0	8	8	0	16	16	0	11	11	0	4	4	0	5	5	0	10	10
Rand PAUL	7	15	22	0	54	54	0	68	68	0	28	28	0	48	48	1	71	72	2	131	133	0	54	54	0	26	26	0	66	66	2	85	87
Stephen Howard SLAUGHTER	0	0	0	0	6	6	0	4	4	0	1	1	0	2	2	0	6	6	0	4	4	0	4	4	0	2	2	0	9	9	0	6	6
U.S. REP. in CONGRESS - 1st Cong. Dist. - REP																																	
Mike PAPE	3	4	7	0	29	29	0	33	33	0	9	9	0	11	11	1	29	30	1	40	41	0	13	13	0	5	5	0	29	29	1	25	26
Miles A. CAUGHEY JR.	1	0	1	0	2	2	0	0	0	0	0	0	0	0	0	0	1	1	0	1	1	0	1	1	0	1	1	0	0	0	0	1	1
Jason BATTS	1	4	5	0	4	4	0	5	5	0	0	0	0	1	1	0	11	11	0	15	15	0	2	2	0	1	1	0	3	3	0	5	5
James R. COMER	3	11	14	0	36	36	0	41	41	0	20	20	0	47	47	0	50	50	1	97	98	0	56	56	0	27	27	0	53	53	1	73	74
PRESIDENT of the UNITED STATES - DEM																																	
Martin J. O'MALLEY	1	1	2	0	2	2	0	0	0	0	2	2	0	1	1	0	6	6	0	8	8	0	4	4	0	3	3	0	3	3	0	0	0
Bernard "Bernie" SANDERS	2	13	15	0	50	50	0	50	50	0	24	24	0	59	59	0	46	46	0	83	83	0	28	28	0	51	51	0	63	63	4	88	92
Hillary CLINTON	13	12	25	0	58	58	0	43	43	0	18	18	0	48	48	0	53	53	1	75	76	0	23	23	0	32	32	0	34	34	2	64	66
Roque Rocky DE LA FUENTE	0	0	0	0	0	0	0	0	0	0	0	0	0	0	0	0	1	1	0	3	3	0	0	0	0	0	0	0	2	2	0	0	0
"UNCOMMITTED"	2	9	11	0	6	6	0	6	6	0	5	5	0	11	11	0	2	2	0	5	5	0	16	16	0	5	5	0	5	5	1	6	7
UNITED STATES SENATOR - DEM																																	
Jim GRAY	11	21	32	0	84	84	0	48	48	0	27	27	0	62	62	0	51	51	1	77	78	0	28	28	0	46	46	0	38	38	3	69	72
Rory HOULIHAN	0	1	1	0	5	5	0	1	1	0	1	1	0	1	1	0	2	2	0	5	5	0	1	1	0	4	4	0	4	4	0	10	10
Jeff KENDER	1	1	2	0	7	7	0	4	4	0	2	2	0	2	2	0	4	4	0	4	4	0	3	3	0	5	5	0	9	9	0	5	5
Ron LEACH	3	4	7	0	24	24	0	20	20	0	7	7	0	31	31	0	20	20	0	30	30	0	17	17	0	18	18	0	24	24	1	32	33
Tom RECKTENWALD	3	0	3	0	1	1	0	2	2	0	1	1	0	1	1	0	1	1	0	6	6	0	0	0	0	4	4	0	8	8	0	6	6
Grant T. SHORT	0	1	1	0	2	2	0	3	3	0	1	1	0	3	3	0	6	6	0	5	5	0	2	2	0	3	3	0	2	2	0	3	3
Sellus WILDER	0	1	1	0	10	10	0	10	10	0	3	3	0	8	8	0	13	13	0	21	21	0	2	2	0	1	1	0	10	10	0	14	14
U.S. REP. in CONGRESS - 1st Cong. Dist. - DEM																																	
Tom OSBORNE	12	17	29	0	67	67	0	59	59	0	29	29	0	78	78	0	63	63	0	15	15	0	31	31	0	48	47	0	56	56	2	91	93
Samuel L. GASKINS	6	9	15	0	33	33	0	21	21	0	13	13	0	25	25	0	26	26	1	110	111	0	19	19	0	26	26	0	36	36	2	40	42

RECEIVED
JUN 09 2016
State Board of Elections

Cumulative Report — Unofficial

PRESIDENTIAL PREFERENCE AND REGULAR PRIMARY — OFFICIAL BALLOT FOR OLDHAM COUNTY — May 17, 2016

05/27/2016 01:00 PM

Total Number of Voters : 8,979 of 0 = 0.00%

Precincts Reporting 39 of 39 = 100.00%

Party	Candidate	Absentee		Early		Election		Total	
UNITED STATES SENATOR, Vote For 1									
	James R. GOULD	0	0.00%	0	0.00%	295	7.86%	295	7.86%
	Rand PAUL	0	0.00%	0	0.00%	3,310	88.22%	3,310	88.22%
	Stephen Howard SLAUGHTER	0	0.00%	0	0.00%	147	3.92%	147	3.92%
	Cast Votes:	0	0.00%	0	0.00%	3,752	99.76%	3,752	99.76%
	Over Votes:	0	0.00%	0	0.00%	2	0.05%	2	0.05%
	Under Votes:	0	0.00%	0	0.00%	7	0.19%	7	0.19%
STATE REPRESENTATIVE 33rd Representative District, Vote For 1									
	Andrew SCHACHTNER	0	0.00%	0	0.00%	65	10.48%	65	10.48%
	Jason Michael NEMES	0	0.00%	0	0.00%	407	65.65%	407	65.65%
	Ron CRIMM	0	0.00%	0	0.00%	148	23.87%	148	23.87%
	Cast Votes:	0	0.00%	0	0.00%	620	96.88%	620	96.88%
	Over Votes:	0	0.00%	0	0.00%	0	0.00%	0	0.00%
	Under Votes:	0	0.00%	0	0.00%	20	3.13%	20	3.13%
PRESIDENT of the UNITED STATES, Vote For 1									
	Martin J. O'MALLEY	0	0.00%	0	0.00%	37	0.71%	37	0.71%
	Bernard "Bernie" SANDERS	0	0.00%	0	0.00%	2,315	44.42%	2,315	44.42%
	Hillary CLINTON	0	0.00%	0	0.00%	2,730	52.38%	2,730	52.38%
	Roque Rocky DE LA FUENTE	0	0.00%	0	0.00%	4	0.08%	4	0.08%
	"UNCOMMITTED"	0	0.00%	0	0.00%	126	2.42%	126	2.42%
	Cast Votes:	0	0.00%	0	0.00%	5,212	99.89%	5,212	99.89%
	Over Votes:	0	0.00%	0	0.00%	1	0.02%	1	0.02%
	Under Votes:	0	0.00%	0	0.00%	5	0.10%	5	0.10%
UNITED STATES SENATOR, Vote For 1									
	Ron LEACH	0	0.00%	0	0.00%	405	8.98%	405	8.98%
	Tom RECKTENWALD	0	0.00%	0	0.00%	418	9.27%	418	9.27%
	Grant T. SHORT	0	0.00%	0	0.00%	188	4.17%	188	4.17%
	Sellus WILDER	0	0.00%	0	0.00%	760	16.86%	760	16.86%
	Jim GRAY	0	0.00%	0	0.00%	2,406	53.37%	2,406	53.37%
	Rory HOULIHAN	0	0.00%	0	0.00%	169	3.75%	169	3.75%
	Jeff KENDER	0	0.00%	0	0.00%	162	3.59%	162	3.59%
	Cast Votes:	0	0.00%	0	0.00%	4,508	86.39%	4,508	86.39%
	Over Votes:	0	0.00%	0	0.00%	0	0.00%	0	0.00%
	Under Votes:	0	0.00%	0	0.00%	710	13.61%	710	13.61%

RECEIVED
JUN 0 6 2016
Oldham Board of Elections

Cumulative Report — Unofficial

PRESIDENTIAL PREFERENCE AND REGULAR PRIMARY — OFFICIAL BALLOT FOR OLDHAM COUNTY — May 17, 2016

05/27/2016 01:00 PM

Total Number of Voters : 8,979 of 0 = 0.00%

Precincts Reporting 39 of 39 = 100.00%

Party	Candidate	Absentee		Early		Election		Total	
STATE REPRESENTATIVE 48th Representative District, Vote For 1									
	Steven A. STURDEVANT	0	0.00%	0	0.00%	89	25.50%	89	25.50%
	Maria SOROLIS	0	0.00%	0	0.00%	260	74.50%	260	74.50%
	Cast Votes:	0	0.00%	0	0.00%	349	80.97%	349	80.97%
	Over Votes:	0	0.00%	0	0.00%	0	0.00%	0	0.00%
	Under Votes:	0	0.00%	0	0.00%	82	19.03%	82	19.03%

Precinct Report — Unofficial

PRESIDENTIAL PREFERENCE AND REGULAR PRIMARY — OFFICIAL BALLOT FOR OLDHAM COUNTY — May 17, 2016

05/25/2016 10:01 AM

Total Number of Voters : 8,979 of 0 = 0.00%

Precincts Reporting 39 of 39 = 100.00%

Party	Candidate	Absentee		Early		Election		Total	
Precinct AB (Ballots Cast: 293)									
UNITED STATES SENATOR, Vote For 1									
	James R. GOULD	0	0.00%	0	0.00%	12	11.21%	12	11.21%
	Rand PAUL	0	0.00%	0	0.00%	87	81.31%	87	81.31%
	Stephen Howard SLAUGHTER	0	0.00%	0	0.00%	8	7.48%	8	7.48%
	Cast Votes:	0	0.00%	0	0.00%	107	98.17%	107	98.17%
	Over Votes:	0	0.00%	0	0.00%	0	0.00%	0	0.00%
	Under Votes:	0	0.00%	0	0.00%	2	1.83%	2	1.83%
STATE REPRESENTATIVE 33rd Representative District, Vote For 1									
	Andrew SCHACHTNER	0	0.00%	0	0.00%	4	23.53%	4	23.53%
	Jason Michael NEMES	0	0.00%	0	0.00%	5	29.41%	5	29.41%
	Ron CRIMM	0	0.00%	0	0.00%	8	47.06%	8	47.06%
	Cast Votes:	0	0.00%	0	0.00%	17	89.47%	17	89.47%
	Over Votes:	0	0.00%	0	0.00%	0	0.00%	0	0.00%
	Under Votes:	0	0.00%	0	0.00%	2	10.53%	2	10.53%
PRESIDENT of the UNITED STATES, Vote For 1									
	Martin J. O'MALLEY	0	0.00%	0	0.00%	4	2.17%	4	2.17%
	Bernard "Bernie" SANDERS	0	0.00%	0	0.00%	74	40.22%	74	40.22%
	Hillary CLINTON	0	0.00%	0	0.00%	97	52.72%	97	52.72%
	Roque Rocky DE LA FUENTE	0	0.00%	0	0.00%	0	0.00%	0	0.00%
	"UNCOMMITTED"	0	0.00%	0	0.00%	9	4.89%	9	4.89%
	Cast Votes:	0	0.00%	0	0.00%	184	100.00%	184	100.00%
	Over Votes:	0	0.00%	0	0.00%	0	0.00%	0	0.00%
	Under Votes:	0	0.00%	0	0.00%	0	0.00%	0	0.00%
UNITED STATES SENATOR, Vote For 1									
	Ron LEACH	0	0.00%	0	0.00%	16	10.60%	16	10.60%
	Tom RECKTENWALD	0	0.00%	0	0.00%	15	9.93%	15	9.93%
	Grant T. SHORT	0	0.00%	0	0.00%	8	5.30%	8	5.30%
	Sellus WILDER	0	0.00%	0	0.00%	24	15.89%	24	15.89%
	Jim GRAY	0	0.00%	0	0.00%	78	51.66%	78	51.66%
	Rory HOULIHAN	0	0.00%	0	0.00%	2	1.32%	2	1.32%
	Jeff KENDER	0	0.00%	0	0.00%	8	5.30%	8	5.30%
	Cast Votes:	0	0.00%	0	0.00%	151	82.07%	151	82.07%
	Over Votes:	0	0.00%	0	0.00%	0	0.00%	0	0.00%
	Under Votes:	0	0.00%	0	0.00%	33	17.93%	33	17.93%
STATE REPRESENTATIVE 48th Representative District, Vote For 1									
	Steven A. STURDEVANT	0	0.00%	0	0.00%	1	14.29%	1	14.29%
	Maria SOROLIS	0	0.00%	0	0.00%	6	85.71%	6	85.71%
	Cast Votes:	0	0.00%	0	0.00%	7	77.78%	7	77.78%
	Over Votes:	0	0.00%	0	0.00%	0	0.00%	0	0.00%
	Under Votes:	0	0.00%	0	0.00%	2	22.22%	2	22.22%

Precinct Report — Unofficial

PRESIDENTIAL PREFERENCE AND REGULAR PRIMARY — OFFICIAL BALLOT FOR OLDHAM COUNTY — May 17, 2016

05/25/2016 10:01 AM

Total Number of Voters : 8,979 of 0 = 0.00%

Precincts Reporting 39 of 39 = 100.00%

Party	Candidate	Absentee		Early		Election		Total	
Precinct A101 (Ballots Cast: 338)									
UNITED STATES SENATOR, Vote For 1									
	James R. GOULD	0	0.00%	0	0.00%	10	7.75%	10	7.75%
	Rand PAUL	0	0.00%	0	0.00%	117	90.70%	117	90.70%
	Stephen Howard SLAUGHTER	0	0.00%	0	0.00%	2	1.55%	2	1.55%
	Cast Votes:	0	0.00%	0	0.00%	129	100.00%	129	100.00%
	Over Votes:	0	0.00%	0	0.00%	0	0.00%	0	0.00%
	Under Votes:	0	0.00%	0	0.00%	0	0.00%	0	0.00%
PRESIDENT of the UNITED STATES, Vote For 1									
	Martin J. O'MALLEY	0	0.00%	0	0.00%	1	0.48%	1	0.48%
	Bernard "Bernie" SANDERS	0	0.00%	0	0.00%	69	33.01%	69	33.01%
	Hillary CLINTON	0	0.00%	0	0.00%	137	65.55%	137	65.55%
	Roque Rocky DE LA FUENTE	0	0.00%	0	0.00%	0	0.00%	0	0.00%
	"UNCOMMITTED"	0	0.00%	0	0.00%	2	0.96%	2	0.96%
	Cast Votes:	0	0.00%	0	0.00%	209	100.00%	209	100.00%
	Over Votes:	0	0.00%	0	0.00%	0	0.00%	0	0.00%
	Under Votes:	0	0.00%	0	0.00%	0	0.00%	0	0.00%
UNITED STATES SENATOR, Vote For 1									
	Ron LEACH	0	0.00%	0	0.00%	15	8.93%	15	8.93%
	Tom RECKTENWALD	0	0.00%	0	0.00%	12	7.14%	12	7.14%
	Grant T. SHORT	0	0.00%	0	0.00%	4	2.38%	4	2.38%
	Sellus WILDER	0	0.00%	0	0.00%	29	17.26%	29	17.26%
	Jim GRAY	0	0.00%	0	0.00%	99	58.93%	99	58.93%
	Rory HOULIHAN	0	0.00%	0	0.00%	5	2.98%	5	2.98%
	Jeff KENDER	0	0.00%	0	0.00%	4	2.38%	4	2.38%
	Cast Votes:	0	0.00%	0	0.00%	168	80.38%	168	80.38%
	Over Votes:	0	0.00%	0	0.00%	0	0.00%	0	0.00%
	Under Votes:	0	0.00%	0	0.00%	41	19.62%	41	19.62%

Precinct Report — Unofficial

PRESIDENTIAL PREFERENCE AND REGULAR PRIMARY — OFFICIAL BALLOT FOR OLDHAM COUNTY — May 17, 2016

05/25/2016 10:01 AM

Total Number of Voters : 8,979 of 0 = 0.00%

Precincts Reporting 39 of 39 = 100.00%

Party	Candidate	Absentee		Early		Election		Total	
Precinct A103 (Ballots Cast: 358)									
UNITED STATES SENATOR, Vote For 1									
	James R. GOULD	0	0.00%	0	0.00%	11	6.96%	11	6.96%
	Rand PAUL	0	0.00%	0	0.00%	144	91.14%	144	91.14%
	Stephen Howard SLAUGHTER	0	0.00%	0	0.00%	3	1.90%	3	1.90%
	Cast Votes:	0	0.00%	0	0.00%	158	98.75%	158	98.75%
	Over Votes:	0	0.00%	0	0.00%	2	1.25%	2	1.25%
	Under Votes:	0	0.00%	0	0.00%	0	0.00%	0	0.00%
PRESIDENT of the UNITED STATES, Vote For 1									
	Martin J. O'MALLEY	0	0.00%	0	0.00%	1	0.51%	1	0.51%
	Bernard "Bernie" SANDERS	0	0.00%	0	0.00%	88	44.67%	88	44.67%
	Hillary CLINTON	0	0.00%	0	0.00%	101	51.27%	101	51.27%
	Roque Rocky DE LA FUENTE	0	0.00%	0	0.00%	0	0.00%	0	0.00%
	"UNCOMMITTED"	0	0.00%	0	0.00%	7	3.55%	7	3.55%
	Cast Votes:	0	0.00%	0	0.00%	197	99.49%	197	99.49%
	Over Votes:	0	0.00%	0	0.00%	0	0.00%	0	0.00%
	Under Votes:	0	0.00%	0	0.00%	1	0.51%	1	0.51%
UNITED STATES SENATOR, Vote For 1									
	Ron LEACH	0	0.00%	0	0.00%	6	3.59%	6	3.59%
	Tom RECKTENWALD	0	0.00%	0	0.00%	6	3.59%	6	3.59%
	Grant T. SHORT	0	0.00%	0	0.00%	1	0.60%	1	0.60%
	Sellus WILDER	0	0.00%	0	0.00%	33	19.76%	33	19.76%
	Jim GRAY	0	0.00%	0	0.00%	106	63.47%	106	63.47%
	Rory HOULIHAN	0	0.00%	0	0.00%	9	5.39%	9	5.39%
	Jeff KENDER	0	0.00%	0	0.00%	6	3.59%	6	3.59%
	Cast Votes:	0	0.00%	0	0.00%	167	84.34%	167	84.34%
	Over Votes:	0	0.00%	0	0.00%	0	0.00%	0	0.00%
	Under Votes:	0	0.00%	0	0.00%	31	15.66%	31	15.66%

Total Number of Voters : 8,979 of 0 = 0.00%

Precincts Reporting 39 of 39 = 100.00%

Party	Candidate	Absentee		Early		Election		Total	
Precinct A104 (Ballots Cast: 361)									
UNITED STATES SENATOR, Vote For 1									
	James R. GOULD	0	0.00%	0	0.00%	5	4.72%	5	4.72%
	Rand PAUL	0	0.00%	0	0.00%	93	87.74%	93	87.74%
	Stephen Howard SLAUGHTER	0	0.00%	0	0.00%	8	7.55%	8	7.55%
	Cast Votes:	0	0.00%	0	0.00%	106	100.00%	106	100.00%
	Over Votes:	0	0.00%	0	0.00%	0	0.00%	0	0.00%
	Under Votes:	0	0.00%	0	0.00%	0	0.00%	0	0.00%
PRESIDENT of the UNITED STATES, Vote For 1									
	Martin J. O'MALLEY	0	0.00%	0	0.00%	1	0.39%	1	0.39%
	Bernard "Bernie" SANDERS	0	0.00%	0	0.00%	126	49.61%	126	49.61%
	Hillary CLINTON	0	0.00%	0	0.00%	125	49.21%	125	49.21%
	Roque Rocky DE LA FUENTE	0	0.00%	0	0.00%	0	0.00%	0	0.00%
	"UNCOMMITTED"	0	0.00%	0	0.00%	2	0.79%	2	0.79%
	Cast Votes:	0	0.00%	0	0.00%	254	99.61%	254	99.61%
	Over Votes:	0	0.00%	0	0.00%	0	0.00%	0	0.00%
	Under Votes:	0	0.00%	0	0.00%	1	0.39%	1	0.39%
UNITED STATES SENATOR, Vote For 1									
	Ron LEACH	0	0.00%	0	0.00%	21	9.59%	21	9.59%
	Tom RECKTENWALD	0	0.00%	0	0.00%	18	8.22%	18	8.22%
	Grant T. SHORT	0	0.00%	0	0.00%	6	2.74%	6	2.74%
	Sellus WILDER	0	0.00%	0	0.00%	42	19.18%	42	19.18%
	Jim GRAY	0	0.00%	0	0.00%	112	51.14%	112	51.14%
	Rory HOULIHAN	0	0.00%	0	0.00%	12	5.48%	12	5.48%
	Jeff KENDER	0	0.00%	0	0.00%	8	3.65%	8	3.65%
	Cast Votes:	0	0.00%	0	0.00%	219	85.88%	219	85.88%
	Over Votes:	0	0.00%	0	0.00%	0	0.00%	0	0.00%
	Under Votes:	0	0.00%	0	0.00%	36	14.12%	36	14.12%

Precinct Report — Unofficial

PRESIDENTIAL PREFERENCE AND REGULAR PRIMARY — OFFICIAL BALLOT FOR OLDHAM COUNTY — May 17, 2016

05/25/2016 10:01 AM

Total Number of Voters : 8,979 of 0 = 0.00%

Precincts Reporting 39 of 39 = 100.00%

Party	Candidate	Absentee		Early		Election		Total	
Precinct B101 (Ballots Cast: 144)									
UNITED STATES SENATOR, Vote For 1									
	James R. GOULD	0	0.00%	0	0.00%	1	1.67%	1	1.67%
	Rand PAUL	0	0.00%	0	0.00%	58	96.67%	58	96.67%
	Stephen Howard SLAUGHTER	0	0.00%	0	0.00%	1	1.67%	1	1.67%
	Cast Votes:	0	0.00%	0	0.00%	60	100.00%	60	100.00%
	Over Votes:	0	0.00%	0	0.00%	0	0.00%	0	0.00%
	Under Votes:	0	0.00%	0	0.00%	0	0.00%	0	0.00%
PRESIDENT of the UNITED STATES, Vote For 1									
	Martin J. O'MALLEY	0	0.00%	0	0.00%	0	0.00%	0	0.00%
	Bernard "Bernie" SANDERS	0	0.00%	0	0.00%	35	41.67%	35	41.67%
	Hillary CLINTON	0	0.00%	0	0.00%	49	58.33%	49	58.33%
	Roque Rocky DE LA FUENTE	0	0.00%	0	0.00%	0	0.00%	0	0.00%
	"UNCOMMITTED"	0	0.00%	0	0.00%	0	0.00%	0	0.00%
	Cast Votes:	0	0.00%	0	0.00%	84	100.00%	84	100.00%
	Over Votes:	0	0.00%	0	0.00%	0	0.00%	0	0.00%
	Under Votes:	0	0.00%	0	0.00%	0	0.00%	0	0.00%
UNITED STATES SENATOR, Vote For 1									
	Ron LEACH	0	0.00%	0	0.00%	5	7.35%	5	7.35%
	Tom RECKTENWALD	0	0.00%	0	0.00%	6	8.82%	6	8.82%
	Grant T. SHORT	0	0.00%	0	0.00%	0	0.00%	0	0.00%
	Sellus WILDER	0	0.00%	0	0.00%	17	25.00%	17	25.00%
	Jim GRAY	0	0.00%	0	0.00%	39	57.35%	39	57.35%
	Rory HOULIHAN	0	0.00%	0	0.00%	1	1.47%	1	1.47%
	Jeff KENDER	0	0.00%	0	0.00%	0	0.00%	0	0.00%
	Cast Votes:	0	0.00%	0	0.00%	68	80.95%	68	80.95%
	Over Votes:	0	0.00%	0	0.00%	0	0.00%	0	0.00%
	Under Votes:	0	0.00%	0	0.00%	16	19.05%	16	19.05%

Precinct Report — Unofficial

PRESIDENTIAL PREFERENCE AND REGULAR PRIMARY — OFFICIAL BALLOT FOR OLDHAM COUNTY — May 17, 2016

05/25/2016 10:01 AM

Total Number of Voters : 8,979 of 0 = 0.00%

Precincts Reporting 39 of 39 = 100.00%

Party	Candidate	Absentee		Early		Election		Total	
Precinct B102 (Ballots Cast: 273)									
UNITED STATES SENATOR, Vote For 1									
	James R. GOULD	0	0.00%	0	0.00%	4	4.26%	4	4.26%
	Rand PAUL	0	0.00%	0	0.00%	86	91.49%	86	91.49%
	Stephen Howard SLAUGHTER	0	0.00%	0	0.00%	4	4.26%	4	4.26%
	Cast Votes:	0	0.00%	0	0.00%	94	100.00%	94	100.00%
	Over Votes:	0	0.00%	0	0.00%	0	0.00%	0	0.00%
	Under Votes:	0	0.00%	0	0.00%	0	0.00%	0	0.00%
PRESIDENT of the UNITED STATES, Vote For 1									
	Martin J. O'MALLEY	0	0.00%	0	0.00%	1	0.56%	1	0.56%
	Bernard "Bernie" SANDERS	0	0.00%	0	0.00%	74	41.57%	74	41.57%
	Hillary CLINTON	0	0.00%	0	0.00%	102	57.30%	102	57.30%
	Roque Rocky DE LA FUENTE	0	0.00%	0	0.00%	0	0.00%	0	0.00%
	"UNCOMMITTED"	0	0.00%	0	0.00%	1	0.56%	1	0.56%
	Cast Votes:	0	0.00%	0	0.00%	178	99.44%	178	99.44%
	Over Votes:	0	0.00%	0	0.00%	0	0.00%	0	0.00%
	Under Votes:	0	0.00%	0	0.00%	1	0.56%	1	0.56%
UNITED STATES SENATOR, Vote For 1									
	Ron LEACH	0	0.00%	0	0.00%	8	5.19%	8	5.19%
	Tom RECKTENWALD	0	0.00%	0	0.00%	13	8.44%	13	8.44%
	Grant T. SHORT	0	0.00%	0	0.00%	5	3.25%	5	3.25%
	Sellus WILDER	0	0.00%	0	0.00%	33	21.43%	33	21.43%
	Jim GRAY	0	0.00%	0	0.00%	84	54.55%	84	54.55%
	Rory HOULIHAN	0	0.00%	0	0.00%	5	3.25%	5	3.25%
	Jeff KENDER	0	0.00%	0	0.00%	6	3.90%	6	3.90%
	Cast Votes:	0	0.00%	0	0.00%	154	86.03%	154	86.03%
	Over Votes:	0	0.00%	0	0.00%	0	0.00%	0	0.00%
	Under Votes:	0	0.00%	0	0.00%	25	13.97%	25	13.97%

Total Number of Voters : 8,979 of 0 = 0.00%

Precincts Reporting 39 of 39 = 100.00%

Party	Candidate	Absentee		Early		Election		Total	
Precinct B104 (Ballots Cast: 149)									
UNITED STATES SENATOR, Vote For 1									
	James R. GOULD	0	0.00%	0	0.00%	4	5.71%	4	5.71%
	Rand PAUL	0	0.00%	0	0.00%	65	92.86%	65	92.86%
	Stephen Howard SLAUGHTER	0	0.00%	0	0.00%	1	1.43%	1	1.43%
	Cast Votes:	0	0.00%	0	0.00%	70	100.00%	70	100.00%
	Over Votes:	0	0.00%	0	0.00%	0	0.00%	0	0.00%
	Under Votes:	0	0.00%	0	0.00%	0	0.00%	0	0.00%
PRESIDENT of the UNITED STATES, Vote For 1									
	Martin J. O'MALLEY	0	0.00%	0	0.00%	1	1.27%	1	1.27%
	Bernard "Bernie" SANDERS	0	0.00%	0	0.00%	37	46.84%	37	46.84%
	Hillary CLINTON	0	0.00%	0	0.00%	39	49.37%	39	49.37%
	Roque Rocky DE LA FUENTE	0	0.00%	0	0.00%	0	0.00%	0	0.00%
	"UNCOMMITTED"	0	0.00%	0	0.00%	2	2.53%	2	2.53%
	Cast Votes:	0	0.00%	0	0.00%	79	100.00%	79	100.00%
	Over Votes:	0	0.00%	0	0.00%	0	0.00%	0	0.00%
	Under Votes:	0	0.00%	0	0.00%	0	0.00%	0	0.00%
UNITED STATES SENATOR, Vote For 1									
	Ron LEACH	0	0.00%	0	0.00%	6	8.22%	6	8.22%
	Tom RECKTENWALD	0	0.00%	0	0.00%	5	6.85%	5	6.85%
	Grant T. SHORT	0	0.00%	0	0.00%	2	2.74%	2	2.74%
	Sellus WILDER	0	0.00%	0	0.00%	19	26.03%	19	26.03%
	Jim GRAY	0	0.00%	0	0.00%	36	49.32%	36	49.32%
	Rory HOULIHAN	0	0.00%	0	0.00%	5	6.85%	5	6.85%
	Jeff KENDER	0	0.00%	0	0.00%	0	0.00%	0	0.00%
	Cast Votes:	0	0.00%	0	0.00%	73	92.41%	73	92.41%
	Over Votes:	0	0.00%	0	0.00%	0	0.00%	0	0.00%
	Under Votes:	0	0.00%	0	0.00%	6	7.59%	6	7.59%

Precinct Report — Unofficial

PRESIDENTIAL PREFERENCE AND REGULAR PRIMARY — OFFICIAL BALLOT FOR OLDHAM COUNTY — May 17, 2016

05/25/2016 10:01 AM

Total Number of Voters : 8,979 of 0 = 0.00%

Precincts Reporting 39 of 39 = 100.00%

Party	Candidate	Absentee		Early		Election		Total	
Precinct B105 (Ballots Cast: 351)									
UNITED STATES SENATOR, Vote For 1									
	James R. GOULD	0	0.00%	0	0.00%	12	7.02%	12	7.02%
	Rand PAUL	0	0.00%	0	0.00%	153	89.47%	153	89.47%
	Stephen Howard SLAUGHTER	0	0.00%	0	0.00%	6	3.51%	6	3.51%
	Cast Votes:	0	0.00%	0	0.00%	171	100.00%	171	100.00%
	Over Votes:	0	0.00%	0	0.00%	0	0.00%	0	0.00%
	Under Votes:	0	0.00%	0	0.00%	0	0.00%	0	0.00%
PRESIDENT of the UNITED STATES, Vote For 1									
	Martin J. O'MALLEY	0	0.00%	0	0.00%	0	0.00%	0	0.00%
	Bernard "Bernie" SANDERS	0	0.00%	0	0.00%	77	43.02%	77	43.02%
	Hillary CLINTON	0	0.00%	0	0.00%	98	54.75%	98	54.75%
	Roque Rocky DE LA FUENTE	0	0.00%	0	0.00%	1	0.56%	1	0.56%
	"UNCOMMITTED"	0	0.00%	0	0.00%	3	1.68%	3	1.68%
	Cast Votes:	0	0.00%	0	0.00%	179	99.44%	179	99.44%
	Over Votes:	0	0.00%	0	0.00%	0	0.00%	0	0.00%
	Under Votes:	0	0.00%	0	0.00%	1	0.56%	1	0.56%
UNITED STATES SENATOR, Vote For 1									
	Ron LEACH	0	0.00%	0	0.00%	11	7.05%	11	7.05%
	Tom RECKTENWALD	0	0.00%	0	0.00%	13	8.33%	13	8.33%
	Grant T. SHORT	0	0.00%	0	0.00%	8	5.13%	8	5.13%
	Sellus WILDER	0	0.00%	0	0.00%	24	15.38%	24	15.38%
	Jim GRAY	0	0.00%	0	0.00%	81	51.92%	81	51.92%
	Rory HOULIHAN	0	0.00%	0	0.00%	8	5.13%	8	5.13%
	Jeff KENDER	0	0.00%	0	0.00%	11	7.05%	11	7.05%
	Cast Votes:	0	0.00%	0	0.00%	156	86.67%	156	86.67%
	Over Votes:	0	0.00%	0	0.00%	0	0.00%	0	0.00%
	Under Votes:	0	0.00%	0	0.00%	24	13.33%	24	13.33%

Total Number of Voters : 8,979 of 0 = 0.00%

Precincts Reporting 39 of 39 = 100.00%

Party	Candidate	Absentee		Early		Election		Total	
Precinct B106 (Ballots Cast: 202)									
UNITED STATES SENATOR, Vote For 1									
	James R. GOULD	0	0.00%	0	0.00%	9	12.33%	9	12.33%
	Rand PAUL	0	0.00%	0	0.00%	59	80.82%	59	80.82%
	Stephen Howard SLAUGHTER	0	0.00%	0	0.00%	5	6.85%	5	6.85%
	Cast Votes:	0	0.00%	0	0.00%	73	100.00%	73	100.00%
	Over Votes:	0	0.00%	0	0.00%	0	0.00%	0	0.00%
	Under Votes:	0	0.00%	0	0.00%	0	0.00%	0	0.00%
PRESIDENT of the UNITED STATES, Vote For 1									
	Martin J. O'MALLEY	0	0.00%	0	0.00%	1	0.78%	1	0.78%
	Bernard "Bernie" SANDERS	0	0.00%	0	0.00%	52	40.31%	52	40.31%
	Hillary CLINTON	0	0.00%	0	0.00%	74	57.36%	74	57.36%
	Roque Rocky DE LA FUENTE	0	0.00%	0	0.00%	1	0.78%	1	0.78%
	"UNCOMMITTED"	0	0.00%	0	0.00%	1	0.78%	1	0.78%
	Cast Votes:	0	0.00%	0	0.00%	129	100.00%	129	100.00%
	Over Votes:	0	0.00%	0	0.00%	0	0.00%	0	0.00%
	Under Votes:	0	0.00%	0	0.00%	0	0.00%	0	0.00%
UNITED STATES SENATOR, Vote For 1									
	Ron LEACH	0	0.00%	0	0.00%	6	5.41%	6	5.41%
	Tom RECKTENWALD	0	0.00%	0	0.00%	9	8.11%	9	8.11%
	Grant T. SHORT	0	0.00%	0	0.00%	3	2.70%	3	2.70%
	Sellus WILDER	0	0.00%	0	0.00%	19	17.12%	19	17.12%
	Jim GRAY	0	0.00%	0	0.00%	68	61.26%	68	61.26%
	Rory HOULIHAN	0	0.00%	0	0.00%	3	2.70%	3	2.70%
	Jeff KENDER	0	0.00%	0	0.00%	3	2.70%	3	2.70%
	Cast Votes:	0	0.00%	0	0.00%	111	86.05%	111	86.05%
	Over Votes:	0	0.00%	0	0.00%	0	0.00%	0	0.00%
	Under Votes:	0	0.00%	0	0.00%	18	13.95%	18	13.95%

Precinct Report — Unofficial

PRESIDENTIAL PREFERENCE AND REGULAR PRIMARY — OFFICIAL BALLOT FOR OLDHAM COUNTY — May 17, 2016

05/25/2016 10:01 AM

Total Number of Voters : 8,979 of 0 = 0.00%

Precincts Reporting 39 of 39 = 100.00%

Party	Candidate	Absentee		Early		Election		Total	
Precinct C101 (Ballots Cast: 167)									
UNITED STATES SENATOR, Vote For 1									
	James R. GOULD	0	0.00%	0	0.00%	3	3.45%	3	3.45%
	Rand PAUL	0	0.00%	0	0.00%	83	95.40%	83	95.40%
	Stephen Howard SLAUGHTER	0	0.00%	0	0.00%	1	1.15%	1	1.15%
	Cast Votes:	0	0.00%	0	0.00%	87	100.00%	87	100.00%
	Over Votes:	0	0.00%	0	0.00%	0	0.00%	0	0.00%
	Under Votes:	0	0.00%	0	0.00%	0	0.00%	0	0.00%
PRESIDENT of the UNITED STATES, Vote For 1									
	Martin J. O'MALLEY	0	0.00%	0	0.00%	1	1.25%	1	1.25%
	Bernard "Bernie" SANDERS	0	0.00%	0	0.00%	43	53.75%	43	53.75%
	Hillary CLINTON	0	0.00%	0	0.00%	36	45.00%	36	45.00%
	Roque Rocky DE LA FUENTE	0	0.00%	0	0.00%	0	0.00%	0	0.00%
	"UNCOMMITTED"	0	0.00%	0	0.00%	0	0.00%	0	0.00%
	Cast Votes:	0	0.00%	0	0.00%	80	100.00%	80	100.00%
	Over Votes:	0	0.00%	0	0.00%	0	0.00%	0	0.00%
	Under Votes:	0	0.00%	0	0.00%	0	0.00%	0	0.00%
UNITED STATES SENATOR, Vote For 1									
	Ron LEACH	0	0.00%	0	0.00%	5	7.25%	5	7.25%
	Tom RECKTENWALD	0	0.00%	0	0.00%	4	5.80%	4	5.80%
	Grant T. SHORT	0	0.00%	0	0.00%	1	1.45%	1	1.45%
	Sellus WILDER	0	0.00%	0	0.00%	13	18.84%	13	18.84%
	Jim GRAY	0	0.00%	0	0.00%	41	59.42%	41	59.42%
	Rory HOULIHAN	0	0.00%	0	0.00%	2	2.90%	2	2.90%
	Jeff KENDER	0	0.00%	0	0.00%	3	4.35%	3	4.35%
	Cast Votes:	0	0.00%	0	0.00%	69	86.25%	69	86.25%
	Over Votes:	0	0.00%	0	0.00%	0	0.00%	0	0.00%
	Under Votes:	0	0.00%	0	0.00%	11	13.75%	11	13.75%

Total Number of Voters : 8,979 of 0 = 0.00%

Precincts Reporting 39 of 39 = 100.00%

Party	Candidate	Absentee		Early		Election		Total	
Precinct C102 (Ballots Cast: 289)									
UNITED STATES SENATOR, Vote For 1									
	James R. GOULD	0	0.00%	0	0.00%	9	6.82%	9	6.82%
	Rand PAUL	0	0.00%	0	0.00%	121	91.67%	121	91.67%
	Stephen Howard SLAUGHTER	0	0.00%	0	0.00%	2	1.52%	2	1.52%
	Cast Votes:	0	0.00%	0	0.00%	132	100.00%	132	100.00%
	Over Votes:	0	0.00%	0	0.00%	0	0.00%	0	0.00%
	Under Votes:	0	0.00%	0	0.00%	0	0.00%	0	0.00%
PRESIDENT of the UNITED STATES, Vote For 1									
	Martin J. O'MALLEY	0	0.00%	0	0.00%	4	2.55%	4	2.55%
	Bernard "Bernie" SANDERS	0	0.00%	0	0.00%	67	42.68%	67	42.68%
	Hillary CLINTON	0	0.00%	0	0.00%	82	52.23%	82	52.23%
	Roque Rocky DE LA FUENTE	0	0.00%	0	0.00%	0	0.00%	0	0.00%
	"UNCOMMITTED"	0	0.00%	0	0.00%	4	2.55%	4	2.55%
	Cast Votes:	0	0.00%	0	0.00%	157	100.00%	157	100.00%
	Over Votes:	0	0.00%	0	0.00%	0	0.00%	0	0.00%
	Under Votes:	0	0.00%	0	0.00%	0	0.00%	0	0.00%
UNITED STATES SENATOR, Vote For 1									
	Ron LEACH	0	0.00%	0	0.00%	8	6.11%	8	6.11%
	Tom RECKTENWALD	0	0.00%	0	0.00%	11	8.40%	11	8.40%
	Grant T. SHORT	0	0.00%	0	0.00%	6	4.58%	6	4.58%
	Sellus WILDER	0	0.00%	0	0.00%	19	14.50%	19	14.50%
	Jim GRAY	0	0.00%	0	0.00%	78	59.54%	78	59.54%
	Rory HOULIHAN	0	0.00%	0	0.00%	2	1.53%	2	1.53%
	Jeff KENDER	0	0.00%	0	0.00%	7	5.34%	7	5.34%
	Cast Votes:	0	0.00%	0	0.00%	131	83.44%	131	83.44%
	Over Votes:	0	0.00%	0	0.00%	0	0.00%	0	0.00%
	Under Votes:	0	0.00%	0	0.00%	26	16.56%	26	16.56%

Precinct Report — Unofficial

PRESIDENTIAL PREFERENCE AND REGULAR PRIMARY — OFFICIAL BALLOT FOR OLDHAM COUNTY — May 17, 2016

05/25/2016 10:01 AM

Total Number of Voters : 8,979 of 0 = 0.00%

Precincts Reporting 39 of 39 = 100.00%

Party	Candidate	Absentee		Early		Election		Total	
Precinct C103 (Ballots Cast: 239)									
UNITED STATES SENATOR, Vote For 1									
	James R. GOULD	0	0.00%	0	0.00%	7	7.14%	7	7.14%
	Rand PAUL	0	0.00%	0	0.00%	86	87.76%	86	87.76%
	Stephen Howard SLAUGHTER	0	0.00%	0	0.00%	5	5.10%	5	5.10%
	Cast Votes:	0	0.00%	0	0.00%	98	100.00%	98	100.00%
	Over Votes:	0	0.00%	0	0.00%	0	0.00%	0	0.00%
	Under Votes:	0	0.00%	0	0.00%	0	0.00%	0	0.00%
PRESIDENT of the UNITED STATES, Vote For 1									
	Martin J. O'MALLEY	0	0.00%	0	0.00%	1	0.71%	1	0.71%
	Bernard "Bernie" SANDERS	0	0.00%	0	0.00%	65	46.10%	65	46.10%
	Hillary CLINTON	0	0.00%	0	0.00%	71	50.35%	71	50.35%
	Roque Rocky DE LA FUENTE	0	0.00%	0	0.00%	0	0.00%	0	0.00%
	"UNCOMMITTED"	0	0.00%	0	0.00%	4	2.84%	4	2.84%
	Cast Votes:	0	0.00%	0	0.00%	141	100.00%	141	100.00%
	Over Votes:	0	0.00%	0	0.00%	0	0.00%	0	0.00%
	Under Votes:	0	0.00%	0	0.00%	0	0.00%	0	0.00%
UNITED STATES SENATOR, Vote For 1									
	Ron LEACH	0	0.00%	0	0.00%	9	6.98%	9	6.98%
	Tom RECKTENWALD	0	0.00%	0	0.00%	11	8.53%	11	8.53%
	Grant T. SHORT	0	0.00%	0	0.00%	4	3.10%	4	3.10%
	Sellus WILDER	0	0.00%	0	0.00%	17	13.18%	17	13.18%
	Jim GRAY	0	0.00%	0	0.00%	78	60.47%	78	60.47%
	Rory HOULIHAN	0	0.00%	0	0.00%	4	3.10%	4	3.10%
	Jeff KENDER	0	0.00%	0	0.00%	6	4.65%	6	4.65%
	Cast Votes:	0	0.00%	0	0.00%	129	91.49%	129	91.49%
	Over Votes:	0	0.00%	0	0.00%	0	0.00%	0	0.00%
	Under Votes:	0	0.00%	0	0.00%	12	8.51%	12	8.51%

Total Number of Voters : 8,979 of 0 = 0.00%

Precincts Reporting 39 of 39 = 100.00%

Party	Candidate	Absentee		Early		Election		Total	
Precinct C105 (Ballots Cast: 207)									
UNITED STATES SENATOR, Vote For 1									
	James R. GOULD	0	0.00%	0	0.00%	5	5.43%	5	5.43%
	Rand PAUL	0	0.00%	0	0.00%	83	90.22%	83	90.22%
	Stephen Howard SLAUGHTER	0	0.00%	0	0.00%	4	4.35%	4	4.35%
	Cast Votes:	0	0.00%	0	0.00%	92	100.00%	92	100.00%
	Over Votes:	0	0.00%	0	0.00%	0	0.00%	0	0.00%
	Under Votes:	0	0.00%	0	0.00%	0	0.00%	0	0.00%
PRESIDENT of the UNITED STATES, Vote For 1									
	Martin J. O'MALLEY	0	0.00%	0	0.00%	1	0.87%	1	0.87%
	Bernard "Bernie" SANDERS	0	0.00%	0	0.00%	47	40.87%	47	40.87%
	Hillary CLINTON	0	0.00%	0	0.00%	61	53.04%	61	53.04%
	Roque Rocky DE LA FUENTE	0	0.00%	0	0.00%	0	0.00%	0	0.00%
	"UNCOMMITTED"	0	0.00%	0	0.00%	6	5.22%	6	5.22%
	Cast Votes:	0	0.00%	0	0.00%	115	100.00%	115	100.00%
	Over Votes:	0	0.00%	0	0.00%	0	0.00%	0	0.00%
	Under Votes:	0	0.00%	0	0.00%	0	0.00%	0	0.00%
UNITED STATES SENATOR, Vote For 1									
	Ron LEACH	0	0.00%	0	0.00%	10	9.09%	10	9.09%
	Tom RECKTENWALD	0	0.00%	0	0.00%	16	14.55%	16	14.55%
	Grant T. SHORT	0	0.00%	0	0.00%	4	3.64%	4	3.64%
	Sellus WILDER	0	0.00%	0	0.00%	14	12.73%	14	12.73%
	Jim GRAY	0	0.00%	0	0.00%	58	52.73%	58	52.73%
	Rory HOULIHAN	0	0.00%	0	0.00%	4	3.64%	4	3.64%
	Jeff KENDER	0	0.00%	0	0.00%	4	3.64%	4	3.64%
	Cast Votes:	0	0.00%	0	0.00%	110	95.65%	110	95.65%
	Over Votes:	0	0.00%	0	0.00%	0	0.00%	0	0.00%
	Under Votes:	0	0.00%	0	0.00%	5	4.35%	5	4.35%

Total Number of Voters : 8,979 of 0 = 0.00%

Precincts Reporting 39 of 39 = 100.00%

Party	Candidate	Absentee		Early		Election		Total	
Precinct C106 (Ballots Cast: 115)									
UNITED STATES SENATOR, Vote For 1									
	James R. GOULD	0	0.00%	0	0.00%	7	13.21%	7	13.21%
	Rand PAUL	0	0.00%	0	0.00%	45	84.91%	45	84.91%
	Stephen Howard SLAUGHTER	0	0.00%	0	0.00%	1	1.89%	1	1.89%
	Cast Votes:	0	0.00%	0	0.00%	53	100.00%	53	100.00%
	Over Votes:	0	0.00%	0	0.00%	0	0.00%	0	0.00%
	Under Votes:	0	0.00%	0	0.00%	0	0.00%	0	0.00%
PRESIDENT of the UNITED STATES, Vote For 1									
	Martin J. O'MALLEY	0	0.00%	0	0.00%	1	1.64%	1	1.64%
	Bernard "Bernie" SANDERS	0	0.00%	0	0.00%	30	49.18%	30	49.18%
	Hillary CLINTON	0	0.00%	0	0.00%	27	44.26%	27	44.26%
	Roque Rocky DE LA FUENTE	0	0.00%	0	0.00%	0	0.00%	0	0.00%
	"UNCOMMITTED"	0	0.00%	0	0.00%	3	4.92%	3	4.92%
	Cast Votes:	0	0.00%	0	0.00%	61	98.39%	61	98.39%
	Over Votes:	0	0.00%	0	0.00%	1	1.61%	1	1.61%
	Under Votes:	0	0.00%	0	0.00%	0	0.00%	0	0.00%
UNITED STATES SENATOR, Vote For 1									
	Ron LEACH	0	0.00%	0	0.00%	5	9.26%	5	9.26%
	Tom RECKTENWALD	0	0.00%	0	0.00%	6	11.11%	6	11.11%
	Grant T. SHORT	0	0.00%	0	0.00%	6	11.11%	6	11.11%
	Sellus WILDER	0	0.00%	0	0.00%	10	18.52%	10	18.52%
	Jim GRAY	0	0.00%	0	0.00%	24	44.44%	24	44.44%
	Rory HOULIHAN	0	0.00%	0	0.00%	2	3.70%	2	3.70%
	Jeff KENDER	0	0.00%	0	0.00%	1	1.85%	1	1.85%
	Cast Votes:	0	0.00%	0	0.00%	54	87.10%	54	87.10%
	Over Votes:	0	0.00%	0	0.00%	0	0.00%	0	0.00%
	Under Votes:	0	0.00%	0	0.00%	8	12.90%	8	12.90%

Precinct Report — Unofficial

PRESIDENTIAL PREFERENCE AND REGULAR PRIMARY — OFFICIAL BALLOT FOR OLDHAM COUNTY — May 17, 2016

05/25/2016 10:01 AM

Total Number of Voters : 8,979 of 0 = 0.00%

Precincts Reporting 39 of 39 = 100.00%

Party	Candidate	Absentee		Early		Election		Total	
Precinct D101 (Ballots Cast: 310)									
UNITED STATES SENATOR, Vote For 1									
	James R. GOULD	0	0.00%	0	0.00%	6	5.00%	6	5.00%
	Rand PAUL	0	0.00%	0	0.00%	108	90.00%	108	90.00%
	Stephen Howard SLAUGHTER	0	0.00%	0	0.00%	6	5.00%	6	5.00%
	Cast Votes:	0	0.00%	0	0.00%	120	100.00%	120	100.00%
	Over Votes:	0	0.00%	0	0.00%	0	0.00%	0	0.00%
	Under Votes:	0	0.00%	0	0.00%	0	0.00%	0	0.00%
PRESIDENT of the UNITED STATES, Vote For 1									
	Martin J. O'MALLEY	0	0.00%	0	0.00%	2	1.05%	2	1.05%
	Bernard "Bernie" SANDERS	0	0.00%	0	0.00%	94	49.47%	94	49.47%
	Hillary CLINTON	0	0.00%	0	0.00%	91	47.89%	91	47.89%
	Roque Rocky DE LA FUENTE	0	0.00%	0	0.00%	0	0.00%	0	0.00%
	"UNCOMMITTED"	0	0.00%	0	0.00%	3	1.58%	3	1.58%
	Cast Votes:	0	0.00%	0	0.00%	190	100.00%	190	100.00%
	Over Votes:	0	0.00%	0	0.00%	0	0.00%	0	0.00%
	Under Votes:	0	0.00%	0	0.00%	0	0.00%	0	0.00%
UNITED STATES SENATOR, Vote For 1									
	Ron LEACH	0	0.00%	0	0.00%	14	8.24%	14	8.24%
	Tom RECKTENWALD	0	0.00%	0	0.00%	14	8.24%	14	8.24%
	Grant T. SHORT	0	0.00%	0	0.00%	13	7.65%	13	7.65%
	Sellus WILDER	0	0.00%	0	0.00%	29	17.06%	29	17.06%
	Jim GRAY	0	0.00%	0	0.00%	86	50.59%	86	50.59%
	Rory HOULIHAN	0	0.00%	0	0.00%	10	5.88%	10	5.88%
	Jeff KENDER	0	0.00%	0	0.00%	4	2.35%	4	2.35%
	Cast Votes:	0	0.00%	0	0.00%	170	89.47%	170	89.47%
	Over Votes:	0	0.00%	0	0.00%	0	0.00%	0	0.00%
	Under Votes:	0	0.00%	0	0.00%	20	10.53%	20	10.53%

Total Number of Voters : 8,979 of 0 = 0.00%

Precincts Reporting 39 of 39 = 100.00%

Party	Candidate	Absentee		Early		Election		Total	
Precinct D103 (Ballots Cast: 246)									
UNITED STATES SENATOR, Vote For 1									
	James R. GOULD	0	0.00%	0	0.00%	10	8.55%	10	8.55%
	Rand PAUL	0	0.00%	0	0.00%	103	88.03%	103	88.03%
	Stephen Howard SLAUGHTER	0	0.00%	0	0.00%	4	3.42%	4	3.42%
	Cast Votes:	0	0.00%	0	0.00%	117	100.00%	117	100.00%
	Over Votes:	0	0.00%	0	0.00%	0	0.00%	0	0.00%
	Under Votes:	0	0.00%	0	0.00%	0	0.00%	0	0.00%
PRESIDENT of the UNITED STATES, Vote For 1									
	Martin J. O'MALLEY	0	0.00%	0	0.00%	0	0.00%	0	0.00%
	Bernard "Bernie" SANDERS	0	0.00%	0	0.00%	59	45.74%	59	45.74%
	Hillary CLINTON	0	0.00%	0	0.00%	62	48.06%	62	48.06%
	Roque Rocky DE LA FUENTE	0	0.00%	0	0.00%	1	0.78%	1	0.78%
	"UNCOMMITTED"	0	0.00%	0	0.00%	7	5.43%	7	5.43%
	Cast Votes:	0	0.00%	0	0.00%	129	100.00%	129	100.00%
	Over Votes:	0	0.00%	0	0.00%	0	0.00%	0	0.00%
	Under Votes:	0	0.00%	0	0.00%	0	0.00%	0	0.00%
UNITED STATES SENATOR, Vote For 1									
	Ron LEACH	0	0.00%	0	0.00%	8	7.62%	8	7.62%
	Tom RECKTENWALD	0	0.00%	0	0.00%	14	13.33%	14	13.33%
	Grant T. SHORT	0	0.00%	0	0.00%	4	3.81%	4	3.81%
	Sellus WILDER	0	0.00%	0	0.00%	20	19.05%	20	19.05%
	Jim GRAY	0	0.00%	0	0.00%	54	51.43%	54	51.43%
	Rory HOULIHAN	0	0.00%	0	0.00%	4	3.81%	4	3.81%
	Jeff KENDER	0	0.00%	0	0.00%	1	0.95%	1	0.95%
	Cast Votes:	0	0.00%	0	0.00%	105	81.40%	105	81.40%
	Over Votes:	0	0.00%	0	0.00%	0	0.00%	0	0.00%
	Under Votes:	0	0.00%	0	0.00%	24	18.60%	24	18.60%

Precinct Report — Unofficial

PRESIDENTIAL PREFERENCE AND REGULAR PRIMARY — OFFICIAL BALLOT FOR OLDHAM COUNTY — May 17, 2016

05/25/2016 10:01 AM

Total Number of Voters : 8,979 of 0 = 0.00%

Precincts Reporting 39 of 39 = 100.00%

Party	Candidate	Absentee		Early		Election		Total	
Precinct D104 (Ballots Cast: 145)									
UNITED STATES SENATOR, Vote For 1									
	James R. GOULD	0	0.00%	0	0.00%	6	8.45%	6	8.45%
	Rand PAUL	0	0.00%	0	0.00%	63	88.73%	63	88.73%
	Stephen Howard SLAUGHTER	0	0.00%	0	0.00%	2	2.82%	2	2.82%
	Cast Votes:	0	0.00%	0	0.00%	71	100.00%	71	100.00%
	Over Votes:	0	0.00%	0	0.00%	0	0.00%	0	0.00%
	Under Votes:	0	0.00%	0	0.00%	0	0.00%	0	0.00%
PRESIDENT of the UNITED STATES, Vote For 1									
	Martin J. O'MALLEY	0	0.00%	0	0.00%	1	1.35%	1	1.35%
	Bernard "Bernie" SANDERS	0	0.00%	0	0.00%	25	33.78%	25	33.78%
	Hillary CLINTON	0	0.00%	0	0.00%	47	63.51%	47	63.51%
	Roque Rocky DE LA FUENTE	0	0.00%	0	0.00%	0	0.00%	0	0.00%
	"UNCOMMITTED"	0	0.00%	0	0.00%	1	1.35%	1	1.35%
	Cast Votes:	0	0.00%	0	0.00%	74	100.00%	74	100.00%
	Over Votes:	0	0.00%	0	0.00%	0	0.00%	0	0.00%
	Under Votes:	0	0.00%	0	0.00%	0	0.00%	0	0.00%
UNITED STATES SENATOR, Vote For 1									
	Ron LEACH	0	0.00%	0	0.00%	7	10.77%	7	10.77%
	Tom RECKTENWALD	0	0.00%	0	0.00%	8	12.31%	8	12.31%
	Grant T. SHORT	0	0.00%	0	0.00%	3	4.62%	3	4.62%
	Sellus WILDER	0	0.00%	0	0.00%	2	3.08%	2	3.08%
	Jim GRAY	0	0.00%	0	0.00%	41	63.08%	41	63.08%
	Rory HOULIHAN	0	0.00%	0	0.00%	0	0.00%	0	0.00%
	Jeff KENDER	0	0.00%	0	0.00%	4	6.15%	4	6.15%
	Cast Votes:	0	0.00%	0	0.00%	65	87.84%	65	87.84%
	Over Votes:	0	0.00%	0	0.00%	0	0.00%	0	0.00%
	Under Votes:	0	0.00%	0	0.00%	9	12.16%	9	12.16%

Total Number of Voters : 8,979 of 0 = 0.00%

Precincts Reporting 39 of 39 = 100.00%

Party	Candidate	Absentee		Early		Election		Total	
Precinct D106 (Ballots Cast: 232)									
UNITED STATES SENATOR, Vote For 1									
	James R. GOULD	0	0.00%	0	0.00%	9	10.23%	9	10.23%
	Rand PAUL	0	0.00%	0	0.00%	72	81.82%	72	81.82%
	Stephen Howard SLAUGHTER	0	0.00%	0	0.00%	7	7.95%	7	7.95%
	Cast Votes:	0	0.00%	0	0.00%	88	100.00%	88	100.00%
	Over Votes:	0	0.00%	0	0.00%	0	0.00%	0	0.00%
	Under Votes:	0	0.00%	0	0.00%	0	0.00%	0	0.00%
PRESIDENT of the UNITED STATES, Vote For 1									
	Martin J. O'MALLEY	0	0.00%	0	0.00%	1	0.69%	1	0.69%
	Bernard "Bernie" SANDERS	0	0.00%	0	0.00%	78	54.17%	78	54.17%
	Hillary CLINTON	0	0.00%	0	0.00%	61	42.36%	61	42.36%
	Roque Rocky DE LA FUENTE	0	0.00%	0	0.00%	0	0.00%	0	0.00%
	"UNCOMMITTED"	0	0.00%	0	0.00%	4	2.78%	4	2.78%
	Cast Votes:	0	0.00%	0	0.00%	144	100.00%	144	100.00%
	Over Votes:	0	0.00%	0	0.00%	0	0.00%	0	0.00%
	Under Votes:	0	0.00%	0	0.00%	0	0.00%	0	0.00%
UNITED STATES SENATOR, Vote For 1									
	Ron LEACH	0	0.00%	0	0.00%	8	6.25%	8	6.25%
	Tom RECKTENWALD	0	0.00%	0	0.00%	15	11.72%	15	11.72%
	Grant T. SHORT	0	0.00%	0	0.00%	3	2.34%	3	2.34%
	Sellus WILDER	0	0.00%	0	0.00%	28	21.88%	28	21.88%
	Jim GRAY	0	0.00%	0	0.00%	64	50.00%	64	50.00%
	Rory HOULIHAN	0	0.00%	0	0.00%	4	3.13%	4	3.13%
	Jeff KENDER	0	0.00%	0	0.00%	6	4.69%	6	4.69%
	Cast Votes:	0	0.00%	0	0.00%	128	88.89%	128	88.89%
	Over Votes:	0	0.00%	0	0.00%	0	0.00%	0	0.00%
	Under Votes:	0	0.00%	0	0.00%	16	11.11%	16	11.11%

Total Number of Voters : 8,979 of 0 = 0.00%

Precincts Reporting 39 of 39 = 100.00%

Party	Candidate	Absentee		Early		Election		Total	
Precinct E101 (Ballots Cast: 258)									
UNITED STATES SENATOR, Vote For 1									
	James R. GOULD	0	0.00%	0	0.00%	9	7.83%	9	7.83%
	Rand PAUL	0	0.00%	0	0.00%	103	89.57%	103	89.57%
	Stephen Howard SLAUGHTER	0	0.00%	0	0.00%	3	2.61%	3	2.61%
	Cast Votes:	0	0.00%	0	0.00%	115	100.00%	115	100.00%
	Over Votes:	0	0.00%	0	0.00%	0	0.00%	0	0.00%
	Under Votes:	0	0.00%	0	0.00%	0	0.00%	0	0.00%
PRESIDENT of the UNITED STATES, Vote For 1									
	Martin J. O'MALLEY	0	0.00%	0	0.00%	0	0.00%	0	0.00%
	Bernard "Bernie" SANDERS	0	0.00%	0	0.00%	70	48.95%	70	48.95%
	Hillary CLINTON	0	0.00%	0	0.00%	68	47.55%	68	47.55%
	Roque Rocky DE LA FUENTE	0	0.00%	0	0.00%	0	0.00%	0	0.00%
	"UNCOMMITTED"	0	0.00%	0	0.00%	5	3.50%	5	3.50%
	Cast Votes:	0	0.00%	0	0.00%	143	100.00%	143	100.00%
	Over Votes:	0	0.00%	0	0.00%	0	0.00%	0	0.00%
	Under Votes:	0	0.00%	0	0.00%	0	0.00%	0	0.00%
UNITED STATES SENATOR, Vote For 1									
	Ron LEACH	0	0.00%	0	0.00%	15	11.72%	15	11.72%
	Tom RECKTENWALD	0	0.00%	0	0.00%	17	13.28%	17	13.28%
	Grant T. SHORT	0	0.00%	0	0.00%	3	2.34%	3	2.34%
	Sellus WILDER	0	0.00%	0	0.00%	14	10.94%	14	10.94%
	Jim GRAY	0	0.00%	0	0.00%	68	53.13%	68	53.13%
	Rory HOULIHAN	0	0.00%	0	0.00%	6	4.69%	6	4.69%
	Jeff KENDER	0	0.00%	0	0.00%	5	3.91%	5	3.91%
	Cast Votes:	0	0.00%	0	0.00%	128	89.51%	128	89.51%
	Over Votes:	0	0.00%	0	0.00%	0	0.00%	0	0.00%
	Under Votes:	0	0.00%	0	0.00%	15	10.49%	15	10.49%

Total Number of Voters : 8,979 of 0 = 0.00%

Precincts Reporting 39 of 39 = 100.00%

Party	Candidate	Absentee		Early		Election		Total	
Precinct E102 (Ballots Cast: 397)									
UNITED STATES SENATOR, Vote For 1									
	James R. GOULD	0	0.00%	0	0.00%	12	7.10%	12	7.10%
	Rand PAUL	0	0.00%	0	0.00%	151	89.35%	151	89.35%
	Stephen Howard SLAUGHTER	0	0.00%	0	0.00%	6	3.55%	6	3.55%
	Cast Votes:	0	0.00%	0	0.00%	169	99.41%	169	99.41%
	Over Votes:	0	0.00%	0	0.00%	0	0.00%	0	0.00%
	Under Votes:	0	0.00%	0	0.00%	1	0.59%	1	0.59%
PRESIDENT of the UNITED STATES, Vote For 1									
	Martin J. O'MALLEY	0	0.00%	0	0.00%	1	0.44%	1	0.44%
	Bernard "Bernie" SANDERS	0	0.00%	0	0.00%	96	42.29%	96	42.29%
	Hillary CLINTON	0	0.00%	0	0.00%	123	54.19%	123	54.19%
	Roque Rocky DE LA FUENTE	0	0.00%	0	0.00%	0	0.00%	0	0.00%
	"UNCOMMITTED"	0	0.00%	0	0.00%	7	3.08%	7	3.08%
	Cast Votes:	0	0.00%	0	0.00%	227	100.00%	227	100.00%
	Over Votes:	0	0.00%	0	0.00%	0	0.00%	0	0.00%
	Under Votes:	0	0.00%	0	0.00%	0	0.00%	0	0.00%
UNITED STATES SENATOR, Vote For 1									
	Ron LEACH	0	0.00%	0	0.00%	19	9.45%	19	9.45%
	Tom RECKTENWALD	0	0.00%	0	0.00%	21	10.45%	21	10.45%
	Grant T. SHORT	0	0.00%	0	0.00%	8	3.98%	8	3.98%
	Sellus WILDER	0	0.00%	0	0.00%	33	16.42%	33	16.42%
	Jim GRAY	0	0.00%	0	0.00%	110	54.73%	110	54.73%
	Rory HOULIHAN	0	0.00%	0	0.00%	7	3.48%	7	3.48%
	Jeff KENDER	0	0.00%	0	0.00%	3	1.49%	3	1.49%
	Cast Votes:	0	0.00%	0	0.00%	201	88.55%	201	88.55%
	Over Votes:	0	0.00%	0	0.00%	0	0.00%	0	0.00%
	Under Votes:	0	0.00%	0	0.00%	26	11.45%	26	11.45%

Party	Candidate	Absentee		Early		Election		Total	
Precinct E103 (Ballots Cast: 248)									
UNITED STATES SENATOR, Vote For 1									
	James R. GOULD	0	0.00%	0	0.00%	18	14.06%	18	14.06%
	Rand PAUL	0	0.00%	0	0.00%	103	80.47%	103	80.47%
	Stephen Howard SLAUGHTER	0	0.00%	0	0.00%	7	5.47%	7	5.47%
	Cast Votes:	0	0.00%	0	0.00%	128	100.00%	128	100.00%
	Over Votes:	0	0.00%	0	0.00%	0	0.00%	0	0.00%
	Under Votes:	0	0.00%	0	0.00%	0	0.00%	0	0.00%
STATE REPRESENTATIVE 33rd Representative District, Vote For 1									
	Andrew SCHACHTNER	0	0.00%	0	0.00%	9	7.20%	9	7.20%
	Jason Michael NEMES	0	0.00%	0	0.00%	90	72.00%	90	72.00%
	Ron CRIMM	0	0.00%	0	0.00%	26	20.80%	26	20.80%
	Cast Votes:	0	0.00%	0	0.00%	125	97.66%	125	97.66%
	Over Votes:	0	0.00%	0	0.00%	0	0.00%	0	0.00%
	Under Votes:	0	0.00%	0	0.00%	3	2.34%	3	2.34%
PRESIDENT of the UNITED STATES, Vote For 1									
	Martin J. O'MALLEY	0	0.00%	0	0.00%	0	0.00%	0	0.00%
	Bernard "Bernie" SANDERS	0	0.00%	0	0.00%	57	47.50%	57	47.50%
	Hillary CLINTON	0	0.00%	0	0.00%	61	50.83%	61	50.83%
	Roque Rocky DE LA FUENTE	0	0.00%	0	0.00%	0	0.00%	0	0.00%
	"UNCOMMITTED"	0	0.00%	0	0.00%	2	1.67%	2	1.67%
	Cast Votes:	0	0.00%	0	0.00%	120	100.00%	120	100.00%
	Over Votes:	0	0.00%	0	0.00%	0	0.00%	0	0.00%
	Under Votes:	0	0.00%	0	0.00%	0	0.00%	0	0.00%
UNITED STATES SENATOR, Vote For 1									
	Ron LEACH	0	0.00%	0	0.00%	10	10.10%	10	10.10%
	Tom RECKTENWALD	0	0.00%	0	0.00%	8	8.08%	8	8.08%
	Grant T. SHORT	0	0.00%	0	0.00%	5	5.05%	5	5.05%
	Sellus WILDER	0	0.00%	0	0.00%	20	20.20%	20	20.20%
	Jim GRAY	0	0.00%	0	0.00%	48	48.48%	48	48.48%
	Rory HOULIHAN	0	0.00%	0	0.00%	4	4.04%	4	4.04%
	Jeff KENDER	0	0.00%	0	0.00%	4	4.04%	4	4.04%
	Cast Votes:	0	0.00%	0	0.00%	99	82.50%	99	82.50%
	Over Votes:	0	0.00%	0	0.00%	0	0.00%	0	0.00%
	Under Votes:	0	0.00%	0	0.00%	21	17.50%	21	17.50%

Total Number of Voters : 8,979 of 0 = 0.00%

Precincts Reporting 39 of 39 = 100.00%

Party	Candidate	Absentee		Early		Election		Total	
Precinct E104 (Ballots Cast: 130)									
UNITED STATES SENATOR, Vote For 1									
	James R. GOULD	0	0.00%	0	0.00%	4	10.81%	4	10.81%
	Rand PAUL	0	0.00%	0	0.00%	30	81.08%	30	81.08%
	Stephen Howard SLAUGHTER	0	0.00%	0	0.00%	3	8.11%	3	8.11%
	Cast Votes:	0	0.00%	0	0.00%	37	100.00%	37	100.00%
	Over Votes:	0	0.00%	0	0.00%	0	0.00%	0	0.00%
	Under Votes:	0	0.00%	0	0.00%	0	0.00%	0	0.00%
PRESIDENT of the UNITED STATES, Vote For 1									
	Martin J. O'MALLEY	0	0.00%	0	0.00%	0	0.00%	0	0.00%
	Bernard "Bernie" SANDERS	0	0.00%	0	0.00%	32	34.41%	32	34.41%
	Hillary CLINTON	0	0.00%	0	0.00%	61	65.59%	61	65.59%
	Roque Rocky DE LA FUENTE	0	0.00%	0	0.00%	0	0.00%	0	0.00%
	"UNCOMMITTED"	0	0.00%	0	0.00%	0	0.00%	0	0.00%
	Cast Votes:	0	0.00%	0	0.00%	93	100.00%	93	100.00%
	Over Votes:	0	0.00%	0	0.00%	0	0.00%	0	0.00%
	Under Votes:	0	0.00%	0	0.00%	0	0.00%	0	0.00%
UNITED STATES SENATOR, Vote For 1									
	Ron LEACH	0	0.00%	0	0.00%	14	17.07%	14	17.07%
	Tom RECKTENWALD	0	0.00%	0	0.00%	9	10.98%	9	10.98%
	Grant T. SHORT	0	0.00%	0	0.00%	4	4.88%	4	4.88%
	Sellus WILDER	0	0.00%	0	0.00%	12	14.63%	12	14.63%
	Jim GRAY	0	0.00%	0	0.00%	35	42.68%	35	42.68%
	Rory HOULIHAN	0	0.00%	0	0.00%	1	1.22%	1	1.22%
	Jeff KENDER	0	0.00%	0	0.00%	7	8.54%	7	8.54%
	Cast Votes:	0	0.00%	0	0.00%	82	88.17%	82	88.17%
	Over Votes:	0	0.00%	0	0.00%	0	0.00%	0	0.00%
	Under Votes:	0	0.00%	0	0.00%	11	11.83%	11	11.83%

Total Number of Voters : 8,979 of 0 = 0.00%

Precincts Reporting 39 of 39 = 100.00%

Party	Candidate	Absentee		Early		Election		Total	
Precinct E105 (Ballots Cast: 207)									
UNITED STATES SENATOR, Vote For 1									
	James R. GOULD	0	0.00%	0	0.00%	10	11.63%	10	11.63%
	Rand PAUL	0	0.00%	0	0.00%	74	86.05%	74	86.05%
	Stephen Howard SLAUGHTER	0	0.00%	0	0.00%	2	2.33%	2	2.33%
	Cast Votes:	0	0.00%	0	0.00%	86	100.00%	86	100.00%
	Over Votes:	0	0.00%	0	0.00%	0	0.00%	0	0.00%
	Under Votes:	0	0.00%	0	0.00%	0	0.00%	0	0.00%
PRESIDENT of the UNITED STATES, Vote For 1									
	Martin J. O'MALLEY	0	0.00%	0	0.00%	0	0.00%	0	0.00%
	Bernard "Bernie" SANDERS	0	0.00%	0	0.00%	59	48.76%	59	48.76%
	Hillary CLINTON	0	0.00%	0	0.00%	58	47.93%	58	47.93%
	Roque Rocky DE LA FUENTE	0	0.00%	0	0.00%	0	0.00%	0	0.00%
	"UNCOMMITTED"	0	0.00%	0	0.00%	4	3.31%	4	3.31%
	Cast Votes:	0	0.00%	0	0.00%	121	100.00%	121	100.00%
	Over Votes:	0	0.00%	0	0.00%	0	0.00%	0	0.00%
	Under Votes:	0	0.00%	0	0.00%	0	0.00%	0	0.00%
UNITED STATES SENATOR, Vote For 1									
	Ron LEACH	0	0.00%	0	0.00%	13	12.75%	13	12.75%
	Tom RECKTENWALD	0	0.00%	0	0.00%	9	8.82%	9	8.82%
	Grant T. SHORT	0	0.00%	0	0.00%	6	5.88%	6	5.88%
	Sellus WILDER	0	0.00%	0	0.00%	18	17.65%	18	17.65%
	Jim GRAY	0	0.00%	0	0.00%	51	50.00%	51	50.00%
	Rory HOULIHAN	0	0.00%	0	0.00%	3	2.94%	3	2.94%
	Jeff KENDER	0	0.00%	0	0.00%	2	1.96%	2	1.96%
	Cast Votes:	0	0.00%	0	0.00%	102	84.30%	102	84.30%
	Over Votes:	0	0.00%	0	0.00%	0	0.00%	0	0.00%
	Under Votes:	0	0.00%	0	0.00%	19	15.70%	19	15.70%

Total Number of Voters : 8,979 of 0 = 0.00%

Precincts Reporting 39 of 39 = 100.00%

Party	Candidate	Absentee		Early		Election		Total	
Precinct E106 (Ballots Cast: 60)									
UNITED STATES SENATOR, Vote For 1									
	James R. GOULD	0	0.00%	0	0.00%	1	3.45%	1	3.45%
	Rand PAUL	0	0.00%	0	0.00%	26	89.66%	26	89.66%
	Stephen Howard SLAUGHTER	0	0.00%	0	0.00%	2	6.90%	2	6.90%
	Cast Votes:	0	0.00%	0	0.00%	29	100.00%	29	100.00%
	Over Votes:	0	0.00%	0	0.00%	0	0.00%	0	0.00%
	Under Votes:	0	0.00%	0	0.00%	0	0.00%	0	0.00%
STATE REPRESENTATIVE 33rd Representative District, Vote For 1									
	Andrew SCHACHTNER	0	0.00%	0	0.00%	4	14.81%	4	14.81%
	Jason Michael NEMES	0	0.00%	0	0.00%	12	44.44%	12	44.44%
	Ron CRIMM	0	0.00%	0	0.00%	11	40.74%	11	40.74%
	Cast Votes:	0	0.00%	0	0.00%	27	93.10%	27	93.10%
	Over Votes:	0	0.00%	0	0.00%	0	0.00%	0	0.00%
	Under Votes:	0	0.00%	0	0.00%	2	6.90%	2	6.90%
PRESIDENT of the UNITED STATES, Vote For 1									
	Martin J. O'MALLEY	0	0.00%	0	0.00%	1	3.23%	1	3.23%
	Bernard "Bernie" SANDERS	0	0.00%	0	0.00%	13	41.94%	13	41.94%
	Hillary CLINTON	0	0.00%	0	0.00%	17	54.84%	17	54.84%
	Roque Rocky DE LA FUENTE	0	0.00%	0	0.00%	0	0.00%	0	0.00%
	"UNCOMMITTED"	0	0.00%	0	0.00%	0	0.00%	0	0.00%
	Cast Votes:	0	0.00%	0	0.00%	31	100.00%	31	100.00%
	Over Votes:	0	0.00%	0	0.00%	0	0.00%	0	0.00%
	Under Votes:	0	0.00%	0	0.00%	0	0.00%	0	0.00%
UNITED STATES SENATOR, Vote For 1									
	Ron LEACH	0	0.00%	0	0.00%	6	21.43%	6	21.43%
	Tom RECKTENWALD	0	0.00%	0	0.00%	4	14.29%	4	14.29%
	Grant T. SHORT	0	0.00%	0	0.00%	0	0.00%	0	0.00%
	Sellus WILDER	0	0.00%	0	0.00%	6	21.43%	6	21.43%
	Jim GRAY	0	0.00%	0	0.00%	9	32.14%	9	32.14%
	Rory HOULIHAN	0	0.00%	0	0.00%	1	3.57%	1	3.57%
	Jeff KENDER	0	0.00%	0	0.00%	2	7.14%	2	7.14%
	Cast Votes:	0	0.00%	0	0.00%	28	90.32%	28	90.32%
	Over Votes:	0	0.00%	0	0.00%	0	0.00%	0	0.00%
	Under Votes:	0	0.00%	0	0.00%	3	9.68%	3	9.68%

Total Number of Voters : 8,979 of 0 = 0.00%

Precincts Reporting 39 of 39 = 100.00%

Party	Candidate	Absentee		Early		Election		Total	
Precinct F101 (Ballots Cast: 136)									
UNITED STATES SENATOR, Vote For 1									
	James R. GOULD	0	0.00%	0	0.00%	5	9.80%	5	9.80%
	Rand PAUL	0	0.00%	0	0.00%	43	84.31%	43	84.31%
	Stephen Howard SLAUGHTER	0	0.00%	0	0.00%	3	5.88%	3	5.88%
	Cast Votes:	0	0.00%	0	0.00%	51	100.00%	51	100.00%
	Over Votes:	0	0.00%	0	0.00%	0	0.00%	0	0.00%
	Under Votes:	0	0.00%	0	0.00%	0	0.00%	0	0.00%
PRESIDENT of the UNITED STATES, Vote For 1									
	Martin J. O'MALLEY	0	0.00%	0	0.00%	1	1.18%	1	1.18%
	Bernard "Bernie" SANDERS	0	0.00%	0	0.00%	41	48.24%	41	48.24%
	Hillary CLINTON	0	0.00%	0	0.00%	40	47.06%	40	47.06%
	Roque Rocky DE LA FUENTE	0	0.00%	0	0.00%	0	0.00%	0	0.00%
	"UNCOMMITTED"	0	0.00%	0	0.00%	3	3.53%	3	3.53%
	Cast Votes:	0	0.00%	0	0.00%	85	100.00%	85	100.00%
	Over Votes:	0	0.00%	0	0.00%	0	0.00%	0	0.00%
	Under Votes:	0	0.00%	0	0.00%	0	0.00%	0	0.00%
UNITED STATES SENATOR, Vote For 1									
	Ron LEACH	0	0.00%	0	0.00%	10	13.70%	10	13.70%
	Tom RECKTENWALD	0	0.00%	0	0.00%	6	8.22%	6	8.22%
	Grant T. SHORT	0	0.00%	0	0.00%	5	6.85%	5	6.85%
	Sellus WILDER	0	0.00%	0	0.00%	12	16.44%	12	16.44%
	Jim GRAY	0	0.00%	0	0.00%	38	52.05%	38	52.05%
	Rory HOULIHAN	0	0.00%	0	0.00%	0	0.00%	0	0.00%
	Jeff KENDER	0	0.00%	0	0.00%	2	2.74%	2	2.74%
	Cast Votes:	0	0.00%	0	0.00%	73	85.88%	73	85.88%
	Over Votes:	0	0.00%	0	0.00%	0	0.00%	0	0.00%
	Under Votes:	0	0.00%	0	0.00%	12	14.12%	12	14.12%

Total Number of Voters : 8,979 of 0 = 0.00%

Precincts Reporting 39 of 39 = 100.00%

Party	Candidate	Absentee		Early		Election		Total	
Precinct F102 (Ballots Cast: 232)									
UNITED STATES SENATOR, Vote For 1									
	James R. GOULD	0	0.00%	0	0.00%	7	6.25%	7	6.25%
	Rand PAUL	0	0.00%	0	0.00%	102	91.07%	102	91.07%
	Stephen Howard SLAUGHTER	0	0.00%	0	0.00%	3	2.68%	3	2.68%
	Cast Votes:	0	0.00%	0	0.00%	112	100.00%	112	100.00%
	Over Votes:	0	0.00%	0	0.00%	0	0.00%	0	0.00%
	Under Votes:	0	0.00%	0	0.00%	0	0.00%	0	0.00%
PRESIDENT of the UNITED STATES, Vote For 1									
	Martin J. O'MALLEY	0	0.00%	0	0.00%	0	0.00%	0	0.00%
	Bernard "Bernie" SANDERS	0	0.00%	0	0.00%	61	50.83%	61	50.83%
	Hillary CLINTON	0	0.00%	0	0.00%	58	48.33%	58	48.33%
	Roque Rocky DE LA FUENTE	0	0.00%	0	0.00%	0	0.00%	0	0.00%
	"UNCOMMITTED"	0	0.00%	0	0.00%	1	0.83%	1	0.83%
	Cast Votes:	0	0.00%	0	0.00%	120	100.00%	120	100.00%
	Over Votes:	0	0.00%	0	0.00%	0	0.00%	0	0.00%
	Under Votes:	0	0.00%	0	0.00%	0	0.00%	0	0.00%
UNITED STATES SENATOR, Vote For 1									
	Ron LEACH	0	0.00%	0	0.00%	10	10.42%	10	10.42%
	Tom RECKTENWALD	0	0.00%	0	0.00%	7	7.29%	7	7.29%
	Grant T. SHORT	0	0.00%	0	0.00%	5	5.21%	5	5.21%
	Sellus WILDER	0	0.00%	0	0.00%	22	22.92%	22	22.92%
	Jim GRAY	0	0.00%	0	0.00%	46	47.92%	46	47.92%
	Rory HOULIHAN	0	0.00%	0	0.00%	4	4.17%	4	4.17%
	Jeff KENDER	0	0.00%	0	0.00%	2	2.08%	2	2.08%
	Cast Votes:	0	0.00%	0	0.00%	96	80.00%	96	80.00%
	Over Votes:	0	0.00%	0	0.00%	0	0.00%	0	0.00%
	Under Votes:	0	0.00%	0	0.00%	24	20.00%	24	20.00%

Total Number of Voters : 8,979 of 0 = 0.00%

Precincts Reporting 39 of 39 = 100.00%

Party	Candidate	Absentee		Early		Election		Total	
Precinct F103 (Ballots Cast: 282)									
UNITED STATES SENATOR, Vote For 1									
	James R. GOULD	0	0.00%	0	0.00%	5	4.46%	5	4.46%
	Rand PAUL	0	0.00%	0	0.00%	104	92.86%	104	92.86%
	Stephen Howard SLAUGHTER	0	0.00%	0	0.00%	3	2.68%	3	2.68%
	Cast Votes:	0	0.00%	0	0.00%	112	100.00%	112	100.00%
	Over Votes:	0	0.00%	0	0.00%	0	0.00%	0	0.00%
	Under Votes:	0	0.00%	0	0.00%	0	0.00%	0	0.00%
PRESIDENT of the UNITED STATES, Vote For 1									
	Martin J. O'MALLEY	0	0.00%	0	0.00%	1	0.59%	1	0.59%
	Bernard "Bernie" SANDERS	0	0.00%	0	0.00%	84	49.41%	84	49.41%
	Hillary CLINTON	0	0.00%	0	0.00%	84	49.41%	84	49.41%
	Roque Rocky DE LA FUENTE	0	0.00%	0	0.00%	0	0.00%	0	0.00%
	"UNCOMMITTED"	0	0.00%	0	0.00%	1	0.59%	1	0.59%
	Cast Votes:	0	0.00%	0	0.00%	170	100.00%	170	100.00%
	Over Votes:	0	0.00%	0	0.00%	0	0.00%	0	0.00%
	Under Votes:	0	0.00%	0	0.00%	0	0.00%	0	0.00%
UNITED STATES SENATOR, Vote For 1									
	Ron LEACH	0	0.00%	0	0.00%	19	12.67%	19	12.67%
	Tom RECKTENWALD	0	0.00%	0	0.00%	16	10.67%	16	10.67%
	Grant T. SHORT	0	0.00%	0	0.00%	2	1.33%	2	1.33%
	Sellus WILDER	0	0.00%	0	0.00%	28	18.67%	28	18.67%
	Jim GRAY	0	0.00%	0	0.00%	79	52.67%	79	52.67%
	Rory HOULIHAN	0	0.00%	0	0.00%	2	1.33%	2	1.33%
	Jeff KENDER	0	0.00%	0	0.00%	4	2.67%	4	2.67%
	Cast Votes:	0	0.00%	0	0.00%	150	88.24%	150	88.24%
	Over Votes:	0	0.00%	0	0.00%	0	0.00%	0	0.00%
	Under Votes:	0	0.00%	0	0.00%	20	11.76%	20	11.76%

Total Number of Voters : 8,979 of 0 = 0.00%

Precincts Reporting 39 of 39 = 100.00%

Party	Candidate	Absentee		Early		Election		Total	
Precinct F104 (Ballots Cast: 171)									
UNITED STATES SENATOR, Vote For 1									
	James R. GOULD	0	0.00%	0	0.00%	4	5.56%	4	5.56%
	Rand PAUL	0	0.00%	0	0.00%	63	87.50%	63	87.50%
	Stephen Howard SLAUGHTER	0	0.00%	0	0.00%	5	6.94%	5	6.94%
	Cast Votes:	0	0.00%	0	0.00%	72	100.00%	72	100.00%
	Over Votes:	0	0.00%	0	0.00%	0	0.00%	0	0.00%
	Under Votes:	0	0.00%	0	0.00%	0	0.00%	0	0.00%
PRESIDENT of the UNITED STATES, Vote For 1									
	Martin J. O'MALLEY	0	0.00%	0	0.00%	2	2.04%	2	2.04%
	Bernard "Bernie" SANDERS	0	0.00%	0	0.00%	35	35.71%	35	35.71%
	Hillary CLINTON	0	0.00%	0	0.00%	54	55.10%	54	55.10%
	Roque Rocky DE LA FUENTE	0	0.00%	0	0.00%	0	0.00%	0	0.00%
	"UNCOMMITTED"	0	0.00%	0	0.00%	7	7.14%	7	7.14%
	Cast Votes:	0	0.00%	0	0.00%	98	98.99%	98	98.99%
	Over Votes:	0	0.00%	0	0.00%	0	0.00%	0	0.00%
	Under Votes:	0	0.00%	0	0.00%	1	1.01%	1	1.01%
UNITED STATES SENATOR, Vote For 1									
	Ron LEACH	0	0.00%	0	0.00%	10	11.76%	10	11.76%
	Tom RECKTENWALD	0	0.00%	0	0.00%	5	5.88%	5	5.88%
	Grant T. SHORT	0	0.00%	0	0.00%	2	2.35%	2	2.35%
	Sellus WILDER	0	0.00%	0	0.00%	6	7.06%	6	7.06%
	Jim GRAY	0	0.00%	0	0.00%	52	61.18%	52	61.18%
	Rory HOULIHAN	0	0.00%	0	0.00%	3	3.53%	3	3.53%
	Jeff KENDER	0	0.00%	0	0.00%	7	8.24%	7	8.24%
	Cast Votes:	0	0.00%	0	0.00%	85	85.86%	85	85.86%
	Over Votes:	0	0.00%	0	0.00%	0	0.00%	0	0.00%
	Under Votes:	0	0.00%	0	0.00%	14	14.14%	14	14.14%

Total Number of Voters : 8,979 of 0 = 0.00%

Precincts Reporting 39 of 39 = 100.00%

Party	Candidate	Absentee		Early		Election		Total	
Precinct F105 (Ballots Cast: 283)									
UNITED STATES SENATOR, Vote For 1									
	James R. GOULD	0	0.00%	0	0.00%	15	12.82%	15	12.82%
	Rand PAUL	0	0.00%	0	0.00%	92	78.63%	92	78.63%
	Stephen Howard SLAUGHTER	0	0.00%	0	0.00%	10	8.55%	10	8.55%
	Cast Votes:	0	0.00%	0	0.00%	117	100.00%	117	100.00%
	Over Votes:	0	0.00%	0	0.00%	0	0.00%	0	0.00%
	Under Votes:	0	0.00%	0	0.00%	0	0.00%	0	0.00%
PRESIDENT of the UNITED STATES, Vote For 1									
	Martin J. O'MALLEY	0	0.00%	0	0.00%	0	0.00%	0	0.00%
	Bernard "Bernie" SANDERS	0	0.00%	0	0.00%	75	45.18%	75	45.18%
	Hillary CLINTON	0	0.00%	0	0.00%	88	53.01%	88	53.01%
	Roque Rocky DE LA FUENTE	0	0.00%	0	0.00%	0	0.00%	0	0.00%
	"UNCOMMITTED"	0	0.00%	0	0.00%	3	1.81%	3	1.81%
	Cast Votes:	0	0.00%	0	0.00%	166	100.00%	166	100.00%
	Over Votes:	0	0.00%	0	0.00%	0	0.00%	0	0.00%
	Under Votes:	0	0.00%	0	0.00%	0	0.00%	0	0.00%
UNITED STATES SENATOR, Vote For 1									
	Ron LEACH	0	0.00%	0	0.00%	17	10.97%	17	10.97%
	Tom RECKTENWALD	0	0.00%	0	0.00%	14	9.03%	14	9.03%
	Grant T. SHORT	0	0.00%	0	0.00%	13	8.39%	13	8.39%
	Sellus WILDER	0	0.00%	0	0.00%	16	10.32%	16	10.32%
	Jim GRAY	0	0.00%	0	0.00%	79	50.97%	79	50.97%
	Rory HOULIHAN	0	0.00%	0	0.00%	8	5.16%	8	5.16%
	Jeff KENDER	0	0.00%	0	0.00%	8	5.16%	8	5.16%
	Cast Votes:	0	0.00%	0	0.00%	155	93.37%	155	93.37%
	Over Votes:	0	0.00%	0	0.00%	0	0.00%	0	0.00%
	Under Votes:	0	0.00%	0	0.00%	11	6.63%	11	6.63%

Total Number of Voters : 8,979 of 0 = 0.00%

Precincts Reporting 39 of 39 = 100.00%

Party	Candidate	Absentee		Early		Election		Total	
Precinct F106 (Ballots Cast: 58)									
UNITED STATES SENATOR, Vote For 1									
	James R. GOULD	0	0.00%	0	0.00%	2	8.70%	2	8.70%
	Rand PAUL	0	0.00%	0	0.00%	21	91.30%	21	91.30%
	Stephen Howard SLAUGHTER	0	0.00%	0	0.00%	0	0.00%	0	0.00%
	Cast Votes:	0	0.00%	0	0.00%	23	95.83%	23	95.83%
	Over Votes:	0	0.00%	0	0.00%	0	0.00%	0	0.00%
	Under Votes:	0	0.00%	0	0.00%	1	4.17%	1	4.17%
STATE REPRESENTATIVE 33rd Representative District, Vote For 1									
	Andrew SCHACHTNER	0	0.00%	0	0.00%	3	13.04%	3	13.04%
	Jason Michael NEMES	0	0.00%	0	0.00%	14	60.87%	14	60.87%
	Ron CRIMM	0	0.00%	0	0.00%	6	26.09%	6	26.09%
	Cast Votes:	0	0.00%	0	0.00%	23	95.83%	23	95.83%
	Over Votes:	0	0.00%	0	0.00%	0	0.00%	0	0.00%
	Under Votes:	0	0.00%	0	0.00%	1	4.17%	1	4.17%
PRESIDENT of the UNITED STATES, Vote For 1									
	Martin J. O'MALLEY	0	0.00%	0	0.00%	0	0.00%	0	0.00%
	Bernard "Bernie" SANDERS	0	0.00%	0	0.00%	18	52.94%	18	52.94%
	Hillary CLINTON	0	0.00%	0	0.00%	15	44.12%	15	44.12%
	Roque Rocky DE LA FUENTE	0	0.00%	0	0.00%	0	0.00%	0	0.00%
	"UNCOMMITTED"	0	0.00%	0	0.00%	1	2.94%	1	2.94%
	Cast Votes:	0	0.00%	0	0.00%	34	100.00%	34	100.00%
	Over Votes:	0	0.00%	0	0.00%	0	0.00%	0	0.00%
	Under Votes:	0	0.00%	0	0.00%	0	0.00%	0	0.00%
UNITED STATES SENATOR, Vote For 1									
	Ron LEACH	0	0.00%	0	0.00%	1	3.33%	1	3.33%
	Tom RECKTENWALD	0	0.00%	0	0.00%	1	3.33%	1	3.33%
	Grant T. SHORT	0	0.00%	0	0.00%	5	16.67%	5	16.67%
	Sellus WILDER	0	0.00%	0	0.00%	4	13.33%	4	13.33%
	Jim GRAY	0	0.00%	0	0.00%	15	50.00%	15	50.00%
	Rory HOULIHAN	0	0.00%	0	0.00%	1	3.33%	1	3.33%
	Jeff KENDER	0	0.00%	0	0.00%	3	10.00%	3	10.00%
	Cast Votes:	0	0.00%	0	0.00%	30	88.24%	30	88.24%
	Over Votes:	0	0.00%	0	0.00%	0	0.00%	0	0.00%
	Under Votes:	0	0.00%	0	0.00%	4	11.76%	4	11.76%

Total Number of Voters : 8,979 of 0 = 0.00%

Precincts Reporting 39 of 39 = 100.00%

Party	Candidate	Absentee		Early		Election		Total	
Precinct G101 (Ballots Cast: 222)									
UNITED STATES SENATOR, Vote For 1									
	James R. GOULD	0	0.00%	0	0.00%	4	4.60%	4	4.60%
	Rand PAUL	0	0.00%	0	0.00%	79	90.80%	79	90.80%
	Stephen Howard SLAUGHTER	0	0.00%	0	0.00%	4	4.60%	4	4.60%
	Cast Votes:	0	0.00%	0	0.00%	87	100.00%	87	100.00%
	Over Votes:	0	0.00%	0	0.00%	0	0.00%	0	0.00%
	Under Votes:	0	0.00%	0	0.00%	0	0.00%	0	0.00%
PRESIDENT of the UNITED STATES, Vote For 1									
	Martin J. O'MALLEY	0	0.00%	0	0.00%	0	0.00%	0	0.00%
	Bernard "Bernie" SANDERS	0	0.00%	0	0.00%	38	28.15%	38	28.15%
	Hillary CLINTON	0	0.00%	0	0.00%	95	70.37%	95	70.37%
	Roque Rocky DE LA FUENTE	0	0.00%	0	0.00%	0	0.00%	0	0.00%
	"UNCOMMITTED"	0	0.00%	0	0.00%	2	1.48%	2	1.48%
	Cast Votes:	0	0.00%	0	0.00%	135	100.00%	135	100.00%
	Over Votes:	0	0.00%	0	0.00%	0	0.00%	0	0.00%
	Under Votes:	0	0.00%	0	0.00%	0	0.00%	0	0.00%
UNITED STATES SENATOR, Vote For 1									
	Ron LEACH	0	0.00%	0	0.00%	8	7.02%	8	7.02%
	Tom RECKTENWALD	0	0.00%	0	0.00%	5	4.39%	5	4.39%
	Grant T. SHORT	0	0.00%	0	0.00%	1	0.88%	1	0.88%
	Sellus WILDER	0	0.00%	0	0.00%	23	20.18%	23	20.18%
	Jim GRAY	0	0.00%	0	0.00%	76	66.67%	76	66.67%
	Rory HOULIHAN	0	0.00%	0	0.00%	0	0.00%	0	0.00%
	Jeff KENDER	0	0.00%	0	0.00%	1	0.88%	1	0.88%
	Cast Votes:	0	0.00%	0	0.00%	114	84.44%	114	84.44%
	Over Votes:	0	0.00%	0	0.00%	0	0.00%	0	0.00%
	Under Votes:	0	0.00%	0	0.00%	21	15.56%	21	15.56%

Party	Candidate	Absentee		Early		Election		Total	
Precinct G102 (Ballots Cast: 333)									
UNITED STATES SENATOR, Vote For 1									
	James R. GOULD	0	0.00%	0	0.00%	14	9.72%	14	9.72%
	Rand PAUL	0	0.00%	0	0.00%	129	89.58%	129	89.58%
	Stephen Howard SLAUGHTER	0	0.00%	0	0.00%	1	0.69%	1	0.69%
	Cast Votes:	0	0.00%	0	0.00%	144	100.00%	144	100.00%
	Over Votes:	0	0.00%	0	0.00%	0	0.00%	0	0.00%
	Under Votes:	0	0.00%	0	0.00%	0	0.00%	0	0.00%
PRESIDENT of the UNITED STATES, Vote For 1									
	Martin J. O'MALLEY	0	0.00%	0	0.00%	2	1.06%	2	1.06%
	Bernard "Bernie" SANDERS	0	0.00%	0	0.00%	80	42.33%	80	42.33%
	Hillary CLINTON	0	0.00%	0	0.00%	104	55.03%	104	55.03%
	Roque Rocky DE LA FUENTE	0	0.00%	0	0.00%	0	0.00%	0	0.00%
	"UNCOMMITTED"	0	0.00%	0	0.00%	3	1.59%	3	1.59%
	Cast Votes:	0	0.00%	0	0.00%	189	100.00%	189	100.00%
	Over Votes:	0	0.00%	0	0.00%	0	0.00%	0	0.00%
	Under Votes:	0	0.00%	0	0.00%	0	0.00%	0	0.00%
UNITED STATES SENATOR, Vote For 1									
	Ron LEACH	0	0.00%	0	0.00%	12	7.79%	12	7.79%
	Tom RECKTENWALD	0	0.00%	0	0.00%	21	13.64%	21	13.64%
	Grant T. SHORT	0	0.00%	0	0.00%	6	3.90%	6	3.90%
	Sellus WILDER	0	0.00%	0	0.00%	29	18.83%	29	18.83%
	Jim GRAY	0	0.00%	0	0.00%	69	44.81%	69	44.81%
	Rory HOULIHAN	0	0.00%	0	0.00%	8	5.19%	8	5.19%
	Jeff KENDER	0	0.00%	0	0.00%	9	5.84%	9	5.84%
	Cast Votes:	0	0.00%	0	0.00%	154	81.48%	154	81.48%
	Over Votes:	0	0.00%	0	0.00%	0	0.00%	0	0.00%
	Under Votes:	0	0.00%	0	0.00%	35	18.52%	35	18.52%
STATE REPRESENTATIVE 48th Representative District, Vote For 1									
	Steven A. STURDEVANT	0	0.00%	0	0.00%	40	27.21%	40	27.21%
	Maria SOROLIS	0	0.00%	0	0.00%	107	72.79%	107	72.79%
	Cast Votes:	0	0.00%	0	0.00%	147	77.78%	147	77.78%
	Over Votes:	0	0.00%	0	0.00%	0	0.00%	0	0.00%
	Under Votes:	0	0.00%	0	0.00%	42	22.22%	42	22.22%

Total Number of Voters : 8,979 of 0 = 0.00%

Precincts Reporting 39 of 39 = 100.00%

Party	Candidate	Absentee		Early		Election		Total	
Precinct G103 (Ballots Cast: 286)									
UNITED STATES SENATOR, Vote For 1									
	James R. GOULD	0	0.00%	0	0.00%	9	8.74%	9	8.74%
	Rand PAUL	0	0.00%	0	0.00%	89	86.41%	89	86.41%
	Stephen Howard SLAUGHTER	0	0.00%	0	0.00%	5	4.85%	5	4.85%
	Cast Votes:	0	0.00%	0	0.00%	103	100.00%	103	100.00%
	Over Votes:	0	0.00%	0	0.00%	0	0.00%	0	0.00%
	Under Votes:	0	0.00%	0	0.00%	0	0.00%	0	0.00%
PRESIDENT of the UNITED STATES, Vote For 1									
	Martin J. O'MALLEY	0	0.00%	0	0.00%	2	1.09%	2	1.09%
	Bernard "Bernie" SANDERS	0	0.00%	0	0.00%	95	51.91%	95	51.91%
	Hillary CLINTON	0	0.00%	0	0.00%	80	43.72%	80	43.72%
	Roque Rocky DE LA FUENTE	0	0.00%	0	0.00%	0	0.00%	0	0.00%
	"UNCOMMITTED"	0	0.00%	0	0.00%	6	3.28%	6	3.28%
	Cast Votes:	0	0.00%	0	0.00%	183	100.00%	183	100.00%
	Over Votes:	0	0.00%	0	0.00%	0	0.00%	0	0.00%
	Under Votes:	0	0.00%	0	0.00%	0	0.00%	0	0.00%
UNITED STATES SENATOR, Vote For 1									
	Ron LEACH	0	0.00%	0	0.00%	14	8.70%	14	8.70%
	Tom RECKTENWALD	0	0.00%	0	0.00%	15	9.32%	15	9.32%
	Grant T. SHORT	0	0.00%	0	0.00%	10	6.21%	10	6.21%
	Sellus WILDER	0	0.00%	0	0.00%	31	19.25%	31	19.25%
	Jim GRAY	0	0.00%	0	0.00%	76	47.20%	76	47.20%
	Rory HOULIHAN	0	0.00%	0	0.00%	9	5.59%	9	5.59%
	Jeff KENDER	0	0.00%	0	0.00%	6	3.73%	6	3.73%
	Cast Votes:	0	0.00%	0	0.00%	161	87.98%	161	87.98%
	Over Votes:	0	0.00%	0	0.00%	0	0.00%	0	0.00%
	Under Votes:	0	0.00%	0	0.00%	22	12.02%	22	12.02%
STATE REPRESENTATIVE 48th Representative District, Vote For 1									
	Steven A. STURDEVANT	0	0.00%	0	0.00%	38	24.68%	38	24.68%
	Maria SOROLIS	0	0.00%	0	0.00%	116	75.32%	116	75.32%
	Cast Votes:	0	0.00%	0	0.00%	154	84.15%	154	84.15%
	Over Votes:	0	0.00%	0	0.00%	0	0.00%	0	0.00%
	Under Votes:	0	0.00%	0	0.00%	29	15.85%	29	15.85%

Total Number of Voters : 8,979 of 0 = 0.00%

Precincts Reporting 39 of 39 = 100.00%

Party	Candidate	Absentee		Early		Election		Total	
Precinct G105 (Ballots Cast: 87)									
UNITED STATES SENATOR, Vote For 1									
	James R. GOULD	0	0.00%	0	0.00%	2	5.41%	2	5.41%
	Rand PAUL	0	0.00%	0	0.00%	34	91.89%	34	91.89%
	Stephen Howard SLAUGHTER	0	0.00%	0	0.00%	1	2.70%	1	2.70%
	Cast Votes:	0	0.00%	0	0.00%	37	100.00%	37	100.00%
	Over Votes:	0	0.00%	0	0.00%	0	0.00%	0	0.00%
	Under Votes:	0	0.00%	0	0.00%	0	0.00%	0	0.00%
PRESIDENT of the UNITED STATES, Vote For 1									
	Martin J. O'MALLEY	0	0.00%	0	0.00%	1	2.00%	1	2.00%
	Bernard "Bernie" SANDERS	0	0.00%	0	0.00%	23	46.00%	23	46.00%
	Hillary CLINTON	0	0.00%	0	0.00%	25	50.00%	25	50.00%
	Roque Rocky DE LA FUENTE	0	0.00%	0	0.00%	0	0.00%	0	0.00%
	"UNCOMMITTED"	0	0.00%	0	0.00%	1	2.00%	1	2.00%
	Cast Votes:	0	0.00%	0	0.00%	50	100.00%	50	100.00%
	Over Votes:	0	0.00%	0	0.00%	0	0.00%	0	0.00%
	Under Votes:	0	0.00%	0	0.00%	0	0.00%	0	0.00%
UNITED STATES SENATOR, Vote For 1									
	Ron LEACH	0	0.00%	0	0.00%	7	17.50%	7	17.50%
	Tom RECKTENWALD	0	0.00%	0	0.00%	5	12.50%	5	12.50%
	Grant T. SHORT	0	0.00%	0	0.00%	0	0.00%	0	0.00%
	Sellus WILDER	0	0.00%	0	0.00%	8	20.00%	8	20.00%
	Jim GRAY	0	0.00%	0	0.00%	17	42.50%	17	42.50%
	Rory HOULIHAN	0	0.00%	0	0.00%	2	5.00%	2	5.00%
	Jeff KENDER	0	0.00%	0	0.00%	1	2.50%	1	2.50%
	Cast Votes:	0	0.00%	0	0.00%	40	80.00%	40	80.00%
	Over Votes:	0	0.00%	0	0.00%	0	0.00%	0	0.00%
	Under Votes:	0	0.00%	0	0.00%	10	20.00%	10	20.00%
STATE REPRESENTATIVE 48th Representative District, Vote For 1									
	Steven A. STURDEVANT	0	0.00%	0	0.00%	10	24.39%	10	24.39%
	Maria SOROLIS	0	0.00%	0	0.00%	31	75.61%	31	75.61%
	Cast Votes:	0	0.00%	0	0.00%	41	82.00%	41	82.00%
	Over Votes:	0	0.00%	0	0.00%	0	0.00%	0	0.00%
	Under Votes:	0	0.00%	0	0.00%	9	18.00%	9	18.00%

Total Number of Voters : 8,979 of 0 = 0.00%

Precincts Reporting 39 of 39 = 100.00%

Party	Candidate	Absentee		Early		Election		Total	
Precinct H101 (Ballots Cast: 345)									
UNITED STATES SENATOR, Vote For 1									
	James R. GOULD	0	0.00%	0	0.00%	18	12.95%	18	12.95%
	Rand PAUL	0	0.00%	0	0.00%	115	82.73%	115	82.73%
	Stephen Howard SLAUGHTER	0	0.00%	0	0.00%	6	4.32%	6	4.32%
	Cast Votes:	0	0.00%	0	0.00%	139	99.29%	139	99.29%
	Over Votes:	0	0.00%	0	0.00%	0	0.00%	0	0.00%
	Under Votes:	0	0.00%	0	0.00%	1	0.71%	1	0.71%
STATE REPRESENTATIVE 33rd Representative District, Vote For 1									
	Andrew SCHACHTNER	0	0.00%	0	0.00%	16	12.03%	16	12.03%
	Jason Michael NEMES	0	0.00%	0	0.00%	82	61.65%	82	61.65%
	Ron CRIMM	0	0.00%	0	0.00%	35	26.32%	35	26.32%
	Cast Votes:	0	0.00%	0	0.00%	133	95.00%	133	95.00%
	Over Votes:	0	0.00%	0	0.00%	0	0.00%	0	0.00%
	Under Votes:	0	0.00%	0	0.00%	7	5.00%	7	5.00%
PRESIDENT of the UNITED STATES, Vote For 1									
	Martin J. O'MALLEY	0	0.00%	0	0.00%	1	0.49%	1	0.49%
	Bernard "Bernie" SANDERS	0	0.00%	0	0.00%	103	50.24%	103	50.24%
	Hillary CLINTON	0	0.00%	0	0.00%	96	46.83%	96	46.83%
	Roque Rocky DE LA FUENTE	0	0.00%	0	0.00%	0	0.00%	0	0.00%
	"UNCOMMITTED"	0	0.00%	0	0.00%	5	2.44%	5	2.44%
	Cast Votes:	0	0.00%	0	0.00%	205	100.00%	205	100.00%
	Over Votes:	0	0.00%	0	0.00%	0	0.00%	0	0.00%
	Under Votes:	0	0.00%	0	0.00%	0	0.00%	0	0.00%
UNITED STATES SENATOR, Vote For 1									
	Ron LEACH	0	0.00%	0	0.00%	20	11.17%	20	11.17%
	Tom RECKTENWALD	0	0.00%	0	0.00%	13	7.26%	13	7.26%
	Grant T. SHORT	0	0.00%	0	0.00%	12	6.70%	12	6.70%
	Sellus WILDER	0	0.00%	0	0.00%	30	16.76%	30	16.76%
	Jim GRAY	0	0.00%	0	0.00%	86	48.04%	86	48.04%
	Rory HOULIHAN	0	0.00%	0	0.00%	14	7.82%	14	7.82%
	Jeff KENDER	0	0.00%	0	0.00%	4	2.23%	4	2.23%
	Cast Votes:	0	0.00%	0	0.00%	179	87.32%	179	87.32%
	Over Votes:	0	0.00%	0	0.00%	0	0.00%	0	0.00%
	Under Votes:	0	0.00%	0	0.00%	26	12.68%	26	12.68%

Total Number of Voters : 8,979 of 0 = 0.00%

Precincts Reporting 39 of 39 = 100.00%

Party	Candidate	Absentee		Early		Election		Total	
Precinct H103 (Ballots Cast: 293)									
UNITED STATES SENATOR, Vote For 1									
	James R. GOULD	0	0.00%	0	0.00%	8	6.06%	8	6.06%
	Rand PAUL	0	0.00%	0	0.00%	123	93.18%	123	93.18%
	Stephen Howard SLAUGHTER	0	0.00%	0	0.00%	1	0.76%	1	0.76%
	Cast Votes:	0	0.00%	0	0.00%	132	100.00%	132	100.00%
	Over Votes:	0	0.00%	0	0.00%	0	0.00%	0	0.00%
	Under Votes:	0	0.00%	0	0.00%	0	0.00%	0	0.00%
STATE REPRESENTATIVE 33rd Representative District, Vote For 1									
	Andrew SCHACHTNER	0	0.00%	0	0.00%	12	9.30%	12	9.30%
	Jason Michael NEMES	0	0.00%	0	0.00%	92	71.32%	92	71.32%
	Ron CRIMM	0	0.00%	0	0.00%	25	19.38%	25	19.38%
	Cast Votes:	0	0.00%	0	0.00%	129	97.73%	129	97.73%
	Over Votes:	0	0.00%	0	0.00%	0	0.00%	0	0.00%
	Under Votes:	0	0.00%	0	0.00%	3	2.27%	3	2.27%
PRESIDENT of the UNITED STATES, Vote For 1									
	Martin J. O'MALLEY	0	0.00%	0	0.00%	1	0.62%	1	0.62%
	Bernard "Bernie" SANDERS	0	0.00%	0	0.00%	73	45.34%	73	45.34%
	Hillary CLINTON	0	0.00%	0	0.00%	81	50.31%	81	50.31%
	Roque Rocky DE LA FUENTE	0	0.00%	0	0.00%	1	0.62%	1	0.62%
	"UNCOMMITTED"	0	0.00%	0	0.00%	5	3.11%	5	3.11%
	Cast Votes:	0	0.00%	0	0.00%	161	100.00%	161	100.00%
	Over Votes:	0	0.00%	0	0.00%	0	0.00%	0	0.00%
	Under Votes:	0	0.00%	0	0.00%	0	0.00%	0	0.00%
UNITED STATES SENATOR, Vote For 1									
	Ron LEACH	0	0.00%	0	0.00%	10	7.41%	10	7.41%
	Tom RECKTENWALD	0	0.00%	0	0.00%	15	11.11%	15	11.11%
	Grant T. SHORT	0	0.00%	0	0.00%	7	5.19%	7	5.19%
	Sellus WILDER	0	0.00%	0	0.00%	20	14.81%	20	14.81%
	Jim GRAY	0	0.00%	0	0.00%	75	55.56%	75	55.56%
	Rory HOULIHAN	0	0.00%	0	0.00%	6	4.44%	6	4.44%
	Jeff KENDER	0	0.00%	0	0.00%	2	1.48%	2	1.48%
	Cast Votes:	0	0.00%	0	0.00%	135	83.85%	135	83.85%
	Over Votes:	0	0.00%	0	0.00%	0	0.00%	0	0.00%
	Under Votes:	0	0.00%	0	0.00%	26	16.15%	26	16.15%

Total Number of Voters : 8,979 of 0 = 0.00%

Precincts Reporting 39 of 39 = 100.00%

Party	Candidate	Absentee		Early		Election		Total	
Precinct H104 (Ballots Cast: 240)									
UNITED STATES SENATOR, Vote For 1									
	James R. GOULD	0	0.00%	0	0.00%	10	9.52%	10	9.52%
	Rand PAUL	0	0.00%	0	0.00%	92	87.62%	92	87.62%
	Stephen Howard SLAUGHTER	0	0.00%	0	0.00%	3	2.86%	3	2.86%
	Cast Votes:	0	0.00%	0	0.00%	105	100.00%	105	100.00%
	Over Votes:	0	0.00%	0	0.00%	0	0.00%	0	0.00%
	Under Votes:	0	0.00%	0	0.00%	0	0.00%	0	0.00%
STATE REPRESENTATIVE 33rd Representative District, Vote For 1									
	Andrew SCHACHTNER	0	0.00%	0	0.00%	14	13.33%	14	13.33%
	Jason Michael NEMES	0	0.00%	0	0.00%	72	68.57%	72	68.57%
	Ron CRIMM	0	0.00%	0	0.00%	19	18.10%	19	18.10%
	Cast Votes:	0	0.00%	0	0.00%	105	100.00%	105	100.00%
	Over Votes:	0	0.00%	0	0.00%	0	0.00%	0	0.00%
	Under Votes:	0	0.00%	0	0.00%	0	0.00%	0	0.00%
PRESIDENT of the UNITED STATES, Vote For 1									
	Martin J. O'MALLEY	0	0.00%	0	0.00%	1	0.74%	1	0.74%
	Bernard "Bernie" SANDERS	0	0.00%	0	0.00%	61	45.19%	61	45.19%
	Hillary CLINTON	0	0.00%	0	0.00%	65	48.15%	65	48.15%
	Roque Rocky DE LA FUENTE	0	0.00%	0	0.00%	0	0.00%	0	0.00%
	"UNCOMMITTED"	0	0.00%	0	0.00%	8	5.93%	8	5.93%
	Cast Votes:	0	0.00%	0	0.00%	135	100.00%	135	100.00%
	Over Votes:	0	0.00%	0	0.00%	0	0.00%	0	0.00%
	Under Votes:	0	0.00%	0	0.00%	0	0.00%	0	0.00%
UNITED STATES SENATOR, Vote For 1									
	Ron LEACH	0	0.00%	0	0.00%	10	8.47%	10	8.47%
	Tom RECKTENWALD	0	0.00%	0	0.00%	17	14.41%	17	14.41%
	Grant T. SHORT	0	0.00%	0	0.00%	8	6.78%	8	6.78%
	Sellus WILDER	0	0.00%	0	0.00%	10	8.47%	10	8.47%
	Jim GRAY	0	0.00%	0	0.00%	63	53.39%	63	53.39%
	Rory HOULIHAN	0	0.00%	0	0.00%	7	5.93%	7	5.93%
	Jeff KENDER	0	0.00%	0	0.00%	3	2.54%	3	2.54%
	Cast Votes:	0	0.00%	0	0.00%	118	87.41%	118	87.41%
	Over Votes:	0	0.00%	0	0.00%	0	0.00%	0	0.00%
	Under Votes:	0	0.00%	0	0.00%	17	12.59%	17	12.59%

Precinct Report — Unofficial

PRESIDENTIAL PREFERENCE AND REGULAR PRIMARY — OFFICIAL BALLOT FOR OLDHAM COUNTY — May 17, 2016

05/25/2016 10:01 AM

Total Number of Voters : 8,979 of 0 = 0.00%

Precincts Reporting 39 of 39 = 100.00%

Party	Candidate	Absentee		Early		Election		Total	
Precinct H105 (Ballots Cast: 171)									
UNITED STATES SENATOR, Vote For 1									
	James R. GOULD	0	0.00%	0	0.00%	3	4.48%	3	4.48%
	Rand PAUL	0	0.00%	0	0.00%	62	92.54%	62	92.54%
	Stephen Howard SLAUGHTER	0	0.00%	0	0.00%	2	2.99%	2	2.99%
	Cast Votes:	0	0.00%	0	0.00%	67	100.00%	67	100.00%
	Over Votes:	0	0.00%	0	0.00%	0	0.00%	0	0.00%
	Under Votes:	0	0.00%	0	0.00%	0	0.00%	0	0.00%
PRESIDENT of the UNITED STATES, Vote For 1									
	Martin J. O'MALLEY	0	0.00%	0	0.00%	1	0.96%	1	0.96%
	Bernard "Bernie" SANDERS	0	0.00%	0	0.00%	38	36.54%	38	36.54%
	Hillary CLINTON	0	0.00%	0	0.00%	63	60.58%	63	60.58%
	Roque Rocky DE LA FUENTE	0	0.00%	0	0.00%	0	0.00%	0	0.00%
	"UNCOMMITTED"	0	0.00%	0	0.00%	2	1.92%	2	1.92%
	Cast Votes:	0	0.00%	0	0.00%	104	100.00%	104	100.00%
	Over Votes:	0	0.00%	0	0.00%	0	0.00%	0	0.00%
	Under Votes:	0	0.00%	0	0.00%	0	0.00%	0	0.00%
UNITED STATES SENATOR, Vote For 1									
	Ron LEACH	0	0.00%	0	0.00%	9	9.18%	9	9.18%
	Tom RECKTENWALD	0	0.00%	0	0.00%	11	11.22%	11	11.22%
	Grant T. SHORT	0	0.00%	0	0.00%	2	2.04%	2	2.04%
	Sellus WILDER	0	0.00%	0	0.00%	16	16.33%	16	16.33%
	Jim GRAY	0	0.00%	0	0.00%	55	56.12%	55	56.12%
	Rory HOULIHAN	0	0.00%	0	0.00%	1	1.02%	1	1.02%
	Jeff KENDER	0	0.00%	0	0.00%	4	4.08%	4	4.08%
	Cast Votes:	0	0.00%	0	0.00%	98	94.23%	98	94.23%
	Over Votes:	0	0.00%	0	0.00%	0	0.00%	0	0.00%
	Under Votes:	0	0.00%	0	0.00%	6	5.77%	6	5.77%

Precinct Report — Unofficial

PRESIDENTIAL PREFERENCE AND REGULAR PRIMARY — OFFICIAL BALLOT FOR OLDHAM COUNTY — May 17, 2016

05/25/2016 10:01 AM

Total Number of Voters : 8,979 of 0 = 0.00%

Precincts Reporting 39 of 39 = 100.00%

Party	Candidate	Absentee		Early		Election		Total	
Precinct H106 (Ballots Cast: 121)									
UNITED STATES SENATOR, Vote For 1									
	James R. GOULD	0	0.00%	0	0.00%	5	8.20%	5	8.20%
	Rand PAUL	0	0.00%	0	0.00%	49	80.33%	49	80.33%
	Stephen Howard SLAUGHTER	0	0.00%	0	0.00%	7	11.48%	7	11.48%
	Cast Votes:	0	0.00%	0	0.00%	61	96.83%	61	96.83%
	Over Votes:	0	0.00%	0	0.00%	0	0.00%	0	0.00%
	Under Votes:	0	0.00%	0	0.00%	2	3.17%	2	3.17%
STATE REPRESENTATIVE 33rd Representative District, Vote For 1									
	Andrew SCHACHTNER	0	0.00%	0	0.00%	3	4.92%	3	4.92%
	Jason Michael NEMES	0	0.00%	0	0.00%	40	65.57%	40	65.57%
	Ron CRIMM	0	0.00%	0	0.00%	18	29.51%	18	29.51%
	Cast Votes:	0	0.00%	0	0.00%	61	96.83%	61	96.83%
	Over Votes:	0	0.00%	0	0.00%	0	0.00%	0	0.00%
	Under Votes:	0	0.00%	0	0.00%	2	3.17%	2	3.17%
PRESIDENT of the UNITED STATES, Vote For 1									
	Martin J. O'MALLEY	0	0.00%	0	0.00%	0	0.00%	0	0.00%
	Bernard "Bernie" SANDERS	0	0.00%	0	0.00%	23	39.66%	23	39.66%
	Hillary CLINTON	0	0.00%	0	0.00%	34	58.62%	34	58.62%
	Roque Rocky DE LA FUENTE	0	0.00%	0	0.00%	0	0.00%	0	0.00%
	"UNCOMMITTED"	0	0.00%	0	0.00%	1	1.72%	1	1.72%
	Cast Votes:	0	0.00%	0	0.00%	58	100.00%	58	100.00%
	Over Votes:	0	0.00%	0	0.00%	0	0.00%	0	0.00%
	Under Votes:	0	0.00%	0	0.00%	0	0.00%	0	0.00%
UNITED STATES SENATOR, Vote For 1									
	Ron LEACH	0	0.00%	0	0.00%	3	5.77%	3	5.77%
	Tom RECKTENWALD	0	0.00%	0	0.00%	3	5.77%	3	5.77%
	Grant T. SHORT	0	0.00%	0	0.00%	3	5.77%	3	5.77%
	Sellus WILDER	0	0.00%	0	0.00%	10	19.23%	10	19.23%
	Jim GRAY	0	0.00%	0	0.00%	32	61.54%	32	61.54%
	Rory HOULIHAN	0	0.00%	0	0.00%	0	0.00%	0	0.00%
	Jeff KENDER	0	0.00%	0	0.00%	1	1.92%	1	1.92%
	Cast Votes:	0	0.00%	0	0.00%	52	89.66%	52	89.66%
	Over Votes:	0	0.00%	0	0.00%	0	0.00%	0	0.00%
	Under Votes:	0	0.00%	0	0.00%	6	10.34%	6	10.34%

1/3

01-01-2001

18:06:41

5024840002

PRIMARY ELECTION
OWEN COUNTY - 4TH. CONG. DIST.
RECAPITULATION SHEET
MAY 17, 2016

	ABSENTEE			NEW LIBERTY			BROMLEY			JONESVILLE			NORTH OWENTON			SOUTH OWENTON			OWENTON, INC.			NEW COLUMBUS			HESLER			LUSBY'S MILL			MONTEREY		
	Mail-In	Walk-In	Total	eSlate	eScan	Total	eSlate	eScan	Total	eSlate	eScan	Total	eSlate	eScan	Total	eSlate	eScan	Total	eSlate	eScan	Total	eSlate	eScan	Total	eSlate	eScan	Total	eSlate	eScan	Total	eSlate	eScan	Total
UNITED STATES SENATOR - REP																																	
James R. GOULD	0	1	1	0	0	0	5	1	6	3	0	3	1	2	3	3	3	6	4	1	5	0	2	2	0	2	2	2	2	4	1	1	2
Rand PAUL	0	12	12	4	3	7	8	8	16	11	4	15	16	16	32	13	19	32	17	12	29	7	14	21	12	13	25	7	11	18	17	16	33
Stephen Howard SLAUGHTER	0	0	0	1	0	1	0	1	1	2	0	2	2	0	2	0	0	0	1	0	1	1	0	1	0	0	0	1	0	1	0	0	0
PRESIDENT of the UNITED STATES - DEM																																	
Martin J. O'MALLEY	0	1	1	0	2	2	0	1	1	0	0	0	1	2	3	3	9	12	3	0	3	1	0	1	0	1	1	0	1	1	4	0	4
Bernard "Bernie" SANDERS	3	21	24	17	15	32	22	21	43	10	8	18	39	35	74	50	65	115	51	45	96	16	6	22	16	16	32	19	43	62	47	43	90
Hillary CLINTON	12	11	23	9	6	15	8	10	18	7	3	10	20	23	43	22	42	64	28	39	67	18	11	29	13	23	36	15	12	27	29	43	72
Roque Rocky DE LA FUENTE	0	0	0	0	0	0	0	0	0	0	0	0	0	0	0	1	1	2	1	1	2	0	0	0	0	0	0	0	0	0	2	0	2
"UNCOMMITTED"	3	5	8	3	1	4	4	1	5	3	0	3	4	2	6	12	9	21	7	1	8	2	0	2	2	3	5	0	1	1	10	6	16
UNITED STATES SENATOR - DEM																																	
Ron LEACH	1	2	3	5	1	6	4	6	10	3	5	8	5	3	8	5	11	16	6	4	10	1	1	2	4	2	6	0	2	2	6	10	16
Tom RECKTENWALD	3	1	4	1	1	2	1	3	4	0	0	0	1	2	3	6	6	12	5	4	9	1	0	1	0	4	4	1	1	2	3	3	6
Grant T. SHORT	0	2	2	3	0	3	7	1	8	1	0	1	2	3	5	4	15	19	6	4	10	3	0	3	4	2	6	3	9	12	4	4	8
Sellus WILDER	2	9	11	5	6	11	8	3	11	3	0	3	14	7	21	18	10	28	13	5	18	3	1	4	7	3	10	8	13	21	27	17	44
Jim GRAY	10	15	25	10	12	22	7	12	19	5	2	7	33	28	61	40	66	106	51	57	108	25	10	35	14	23	37	18	22	40	43	49	92
Rory HOULIHAN	0	1	1	0	2	2	2	0	2	0	0	0	3	1	4	1	0	1	3	1	4	0	0	0	0	3	3	1	1	2	0	0	0
Jeff KENDER	1	1	2	1	1	2	2	2	4	4	0	4	2	4	6	7	2	9	1	2	3	3	2	5	0	4	4	0	3	3	5	3	8

RECEIVED
JUN 09 2016
State Board of Elections

PRIMARY ELECTION
OWEN COUNTY - 4TH. CONG. DIST.
RECAPITULATION SHEET
MAY 17, 2016

	GRATZ			WHEATLEY			GRAND TOTAL
	eSlate	eScan	Total	eSlate	eScan	Total	
UNITED STATES SENATOR - REP							
James R. GOULD	0	0	0	0	0	0	34
Rand PAUL	21	13	34	8	13	21	295
Stephen Howard SLAUGHTER	2	0	2	0	0	0	11
PRESIDENT of the UNITED STATES - DEM							
Martin J. O'MALLEY	33	1	34	0	0	0	33
Bernard "Bernie" SANDERS	34	22	56	22	34	56	170
Hillary CLINTON	11	16	27	4	18	22	463
Roque Rocky DE LA FUENTE	1	1	2	0	0	0	8
"UNCOMMITTED"	6	4	10	3	4	7	96
UNITED STATES SENATOR - DEM							
Ron LEACH	6	5	11	6	10	16	112
Tom RECKTENWALD	1	2	3	1	1	2	82
Grant T. SHORT	2	2	4	2	3	5	86
Seilus WILDER	6	1	7	3	10	13	204
Jim GRAY	25	17	42	11	23	34	630
Rory HOULIHAN	1	1	2	0	0	0	21
Jeff KENDER	3	6	9	3	1	4	65

Mark Bess
Jerry Kastner
Wallace Bush
Laurel P Stivers

RECEIVED
JUN 09 2016
State Board of Elections

2/3
01-01-2001
18:07:04
5024840002

PRIMARY ELECTION
OWSLEY COUNTY - 5TH. CONG. DIST.
RECAPITULATION SHEET
MAY 17, 2016

	ABSENTEE			COW CREEK			SOUTH BOONEVILLE			INDIAN CREEK			ISLAND CREEK			STURGEON			ELK LICK			NORTH BOONEVILLE			NORTH BOONEVILLE EAST			GRAND TOTAL	Machine Votes
	Mail-In	Walk-In	Total	eSlate	eScan	Total	eSlate	eScan	Total	eSlate	eScan	Total	eSlate	eScan	Total	eSlate	eScan	Total	eSlate	eScan	Total	eSlate	eScan	Total	eSlate	eScan	Total		
UNITED STATES SENATOR - REP																													
Rand PAUL	25	5	30		10			41			13			14			27		13	33			26		7	11		225	195
Stephen Howard SLAUGHTER	3	4	7		1			6			2			2			4		4	6			3		0	1		36	29
James R. GOULD	4	3	7		5			8			4			3			0		1	1			2		1	1		33	26
U.S. REP. in CONGRESS - 5th Cong. Dist. - REP																													
Harold "Hal" ROGERS	32	11	43		13			44			16			12			30		16	36			31		6	12		259	216
John BURK JR.	0	2	2		4			15			4			7			2		2	5			4		2	3		50	48
STATE REPRESENTATIVE - 91st Rep. Dist. - REP																													
Randall S. CHRISTOPHER	8	2	10		4			12			4			5			12		7	10			4		2	3		73	63
Gary "Toby" HERALD	23	10	33		11			44			15			14			20		12	30			32		6	11		198	195
PRESIDENT of the UNITED STATES - DEM																													
Martin J. O'MALLEY	0	0	0		1			1			0			0			1		0	0			2		0	0		5	5
Bernard "Bernie" SANDERS	4	1	5		7			17			17			5			8		2	5			16		2	7		91	86
Hillary CLINTON	5	1	6		12			9			7			2			2		7	6			18		0	8		77	71
Roque Rocky DE LA FUENTE	0	1	1		0			0			0			0			0		0	0					0	0		1	0
"UNCOMMITTED"	0	1	1														1			2					0			4	3
UNITED STATES SENATOR - DEM																													
Tom RECKTENWALD	0	0	0		1			1			0			0			0		0	0			0		0	1		3	3
Grant T. SHORT	1	0	1		0			2			4			0			1		0	0			1		0	0		9	8
Sellus WILDER	0	1	1		2			1			0			0			2		0	1			4		0	0		11	10
Jim GRAY	5	0	5		14			20			18			4			5		8	9			21		2	11		117	112
[redacted]ory HOULIHAN	0	1	1		0			0			0			0			0		0	0			0		0	0		1	0
Jeff KENDER	0	0	0		1			0			0			0			0		0	0			3		1	1		6	6
R[redacted] LEACH	1	0	1		0			2			1			3			4		1	2			4		0	1		19	18
Ballots Cast	51	17			37			89			44			26			45		29	54			72		11	30			

original.

Pendleton County RECAPITULATION SHEET

RECEIVED
MAY 23 2016
State Board of Elections

Primary Election May 17, 2016 PRECINCT	UNITED STATES SENATOR	James R. GOULD	Rand PAUL	Stephen Howard SLAUGHTER	STATE REPRESENTATIVE	Mark HART	Sam PIERCE	PRESIDENT OF THE UNITED STATES	Martin J. O'MALLEY	Bernard "Bernie" SANDERS	Hillary CLINTON	Roque Rocky DE LA FUENTE	"UNCOMMITTED"	UNITED STATES SENATOR	Ron LEACH	Tom RECKTENWALD	Grant T. SHORT	Sellus WILDER	Jim GRAY	Rory HOULIHAN	Jeff KENDER
A101 Gardnersville		0	9	0					0	8	5	0	0		4	5	3	0	0	0	1
A102 Butler		3	27	1					3	46	39	0	7		18	5	8	15	13	5	8
A103 Pleasant Ridge		2	20	0					2	36	16	1	2		16	4	4	2	15	1	4
B101 Flour Creek		4	42	2					4	64	56	0	12		35	8	7	12	41	6	12
B102 Northern Pendleton		2	48	0					2	47	29	0	2		19	10	9	8	16	6	4
B103 Kincaid Building		2	25	0					1	33	31	1	12		17	3	6	17	16	0	4
C101 Short Creek		3	33	0					0	29	19	0	6		8	2	9	7	19	1	3
C102 Courthouse		2	31	1					3	51	37	1	8		20	11	9	10	25	6	8
C103 Floyd Garage		1	14	0					0	29	7	0	4		8	2	2	5	15	1	2
D101 Pendleton Library		3	28	1					4	79	65	1	9		37	10	11	16	61	3	7
D102 Blanket Creek		4	27	0					6	46	24	1	8		14	3	7	8	33	7	4
D103 Oakland		4	31	0					4	44	32	0	6		17	10	9	7	27	1	12
Paper Abs. Ballot		1	11	2					1	14	19	1	5		3	2	0	5	14	6	1
Abs. Machine		2	17	0					0	20	9	1	9		5	2	3	4	13	4	2
ABSENTEE TOTAL		3	28	2					1	34	28	2	14		8	4	3	9	27	10	3
iVotronic Machine		30	335	5					29	512	360	5	76		223	73	84	107	281	37	69
TOTAL		33	363	7					30	546	388	7	90		231	77	87	116	308	47	72

Roy Leopold Rita M Spencer

Diane Caldwell Darlene Simpson

RRY COUNTY TOTAL RECAPITULATION SHEET

Perry

	UNITED STATES SENATOR - REP. (VOTE FOR ONE)			U.S REP. In CONGRESS - 5th Cong. Dist.- REP. (VOTE FOR ONE)		STATE REPRESENTATIVE - 84th Rep. Dist. - REP. (VOTE FOR ONE)		PRESIDENT of the UNITED STATES DEM. (VOTEFOR ONE)					UNITED STATES SENATOR - DEM (VOTE FOR ONE)							STATE REPRESENTATIVE- 84TH Rep Dist. - DEM (VOTE FOR ONE)	
	REP	REP	REP	REP	REP	REP	REP	DEM	DEM	DEM	DEM	DEM	DEM	DEM	DEM	DEM	DEM	DEM	DEM	DEM	DEM
	Rand PAUL	Stephen Howard SLAUGHTER	James R. GOULD	Harold "Hal" ROGERS	John BURK JR.	Johnnie TURNER	Chris FUGATE	Martin J. O'MALLEY	Bernard "Bernie" SANDERS	Hillary CLINTON	Roque Rocky DE LA FUENTE	"UNCOMMITTED"	Tom RECKTENWALD	Grant T. SHORT	Sellus WILDER	Jim GRAY	Rory HOULIHAN	Jeff KENDER	Ron LEACH	Kenneth HALL	Fitz STEELE
ABSENTEE PAPER (TOTAL)	8	2	1	11	1	0	0	0	13	11	1	1	1	2	3	18	1	0	0	7	19
ABSENTEE MACHINE (TOTAL)	43	2	1	42	5	0	0	5	31	32	0	16	2	11	2	57	3	1	4	23	70
A101-BUCKHORN	30	0	0	26	4	0	0	1	32	39	2	3	2	6	9	51	1	0	4	23	54
A102-CHAVIES	31	1	1	30	4	0	0	1	49	15	0	7	4	4	8	35	0	4	6	13	59
A103-KRYPTON	42	2	3	38	10	0	0	1	33	9	1	2	0	4	4	27	0	2	4	19	28
A104-YERKES	4	0	0	2	1	0	0	2	20	5	2	1	4	4	1	16	0	0	3	15	15
A106-BUSY	25	3	1	26	4	0	0	2	37	8	0	3	6	3	3	26	2	4	1	23	28
A107-BULAN	5	2	1	7	0	0	0	0	45	22	1	7	1	4	7	55	2	2	2	20	56
A108-HARDBURLEY	5	0	0	4	1	0	0	0	37	8	0	5	2	3	4	29	2	1	2	15	33
A109-DICE	22	2	1	21	4	0	0	0	65	37	1	7	6	12	5	55	3	4	6	34	70
A110-ARY	19	0	1	17	3	0	0	2	49	18	0	5	2	7	6	43	0	4	4	24	44
A111-ROWDY	5	1	0	5	2	0	0	1	18	19	0	0	2	4	3	22	0	2	0	7	25
A112-DWARF	17	1	1	14	4	0	0	5	68	39	2	7	5	8	10	79	3	4	4	46	73
A113-BUTTERFLY	19	0	1	15	3	0	0	1	50	24	0	4	5	11	9	40	1	1	2	20	62
A114-GRAPEVINE	12	0	1	12	1	0	0	9	86	35	2	9	6	13	7	78	5	2	11	39	96
B101-BONNYMAN	19	1	1	17	3	0	0	4	49	28	3	7	1	12	12	49	3	5	3	28	68
B102-COMBS	16	0	0	11	2	0	0	0	39	24	1	1	7	7	2	30	2	3	6	18	45
B103-AIRPORT GARDENS	16	0	0	15	1	0	0	0	39	34	1	5	2	4	4	55	1	0	5	15	68
B104-LOTTS CREEK	8	0	0	7	1	0	0	2	44	28	1	1	3	4	9	50	1	1	5	20	61
B105-FARMERTOWN	19	2	2	20	2	0	0	0	76	41	0	5	2	6	15	77	2	3	6	41	81
B106-AVAWAM	29	2	4	33	3	0	0	0	61	13	0	10	1	12	13	43	1	3	5	33	50
B107-WALKERTOWN	10	1	0	8	3	0	0	1	28	13	0	6	2	2	3	30	1	0	3	9	36
B108-COURTHOUSE	10	0	1	8	2	0	0	1	28	10	0	2	0	4	3	24	1	1	3	9	31
B109-CITY HALL	11	0	0	9	2	0	0	1	25	14	1	2	1	2	3	30	0	1	1	16	28
B110-GYM	25	2	3	27	3	0	0	1	61	40	0	2	4	4	15	76	1	0	1	26	78
B111-LIBRARY	7	2	0	6	3	0	0	3	25	26	1	2	1	2	8	42	2	0	2	14	49
B112-TURNER	13	0	1	11	4	0	0	2	23	26	0	7	2	6	3	38	2	1	2	10	46
B113-MEDICAL CENTER	24	0	2	19	6	0	0	0	24	20	1	3	1	5	4	35	0	0	1	14	38
C102-TOWN MOUNTAIN	16	1	3	16	5	0	0	2	31	23	0	3	1	4	5	39	2	1	1	16	44
C103-LOTHAIR	20	2	2	21	1	0	0	3	59	24	1	5	3	8	13	54	1	3	4	24	68
C104-CHRISTOPHER	20	0	1	16	5	0	0	5	61	33	0	10	6	4	11	63	1	4	4	35	72
C105-HAPPY	10	2	3	12	2	0	0	3	59	12	0	6	1	6	12	37	0	4	6	25	52
C106-VICCO	15	0	1	12	2	0	0	2	45	15	0	11	2	13	7	37	1	3	4	18	52
C107-VIPER	33	4	3	35	3	0	0	3	56	25	0	9	4	10	4	62	3	2	3	24	69
C108-FUSONIA	10	0	0	10	0	0	0	1	38	18	0	3	1	5	8	31	1	4	0	12	46
C109-CORNETTSVILLE	19	1	2	17	4	0	0	1	28	10	1	6	0	6	8	19	0	4	5	12	34
C110-BIG LEATHERWOOD	24	2	4	28	3	0	0	3	39	5	0	3	1	4	6	29	0	1	4	13	37
C111-JEFF	14	0	1	10	4	0	0	0	30	8	1	4	0	5	4	22	1	1	4	17	25
C114-ROGERS BRANCH	41	3	1	40	5	0	0	0	65	28	0	6	2	6	22	56	2	3	3	34	63
GRAND TOTALS	716	41	48	678	116	0	0	68	1666	839	24	196	96	237	275	1659	52	79	134	811	1973

RECEIVED
MAY 31 2016
State Board of Elections

Cumulative Report — Unofficial

PRESIDENTIAL PREFERENCE AND REGULAR PRIMARY — OFFICIAL BALLOT FOR PIKE COUNTY — May 17, 2016

05/17/2016 09:08 PM

Total Number of Voters : 12,214 of 0 = 0.00%

Precincts Reporting 58 of 58 = 100.00%

Party	Candidate	Absentee		Early		Election		Total	
UNITED STATES SENATOR, Vote For 1									
	Rand PAUL	0	0.00%	0	0.00%	2,139	86.81%	2,139	86.81%
	Stephen Howard SLAUGHTER	0	0.00%	0	0.00%	166	6.74%	166	6.74%
	James R. GOULD	0	0.00%	0	0.00%	159	6.45%	159	6.45%
	Cast Votes:	0	0.00%	0	0.00%	2,464	95.91%	2,464	95.91%
UNITED STATES REPRESENTATIVE in CONGRESS 5th Congressional District, Vote For 1									
	Harold "Hal" ROGERS	0	0.00%	0	0.00%	2,170	86.39%	2,170	86.39%
	John BURK JR.	0	0.00%	0	0.00%	342	13.61%	342	13.61%
	Cast Votes:	0	0.00%	0	0.00%	2,512	97.78%	2,512	97.78%
STATE REPRESENTATIVE 94th Representative District, Vote For 1									
	Frank D. JUSTICE II.	0	0.00%	0	0.00%	670	55.69%	670	55.69%
	Colin FULTZ	0	0.00%	0	0.00%	17	1.41%	17	1.41%
	Wesley DOUGHMAN	0	0.00%	0	0.00%	17	1.41%	17	1.41%
	Charles Phillip WHEELER	0	0.00%	0	0.00%	499	41.48%	499	41.48%
	Cast Votes:	0	0.00%	0	0.00%	1,203	97.96%	1,203	97.96%
PRESIDENT of the UNITED STATES, Vote For 1									
	Martin J. O'MALLEY	0	0.00%	0	0.00%	285	3.19%	285	3.19%
	Bernard "Bernie" SANDERS	0	0.00%	0	0.00%	4,848	54.27%	4,848	54.27%
	Hillary CLINTON	0	0.00%	0	0.00%	2,335	26.14%	2,335	26.14%
	Roque Rocky DE LA FUENTE	0	0.00%	0	0.00%	62	0.69%	62	0.69%
	"UNCOMMITTED"	0	0.00%	0	0.00%	1,403	15.71%	1,403	15.71%
	Cast Votes:	0	0.00%	0	0.00%	8,933	92.64%	8,933	92.64%

RECEIVED
JUN 01 2016
Board of Elections

Cumulative Report — Unofficial

PRESIDENTIAL PREFERENCE AND REGULAR PRIMARY — OFFICIAL BALLOT FOR PIKE COUNTY — May 17, 2016

05/17/2016 09:08 PM

Total Number of Voters : 12,214 of 0 = 0.00%

Precincts Reporting 58 of 58 = 100.00%

Party	Candidate	Absentee		Early		Election		Total	
UNITED STATES SENATOR, Vote For 1									
	Tom RECKTENWALD	0	0.00%	0	0.00%	409	5.66%	409	5.66%
	Grant T. SHORT	0	0.00%	0	0.00%	638	8.84%	638	8.84%
	Sellus WILDER	0	0.00%	0	0.00%	899	12.45%	899	12.45%
	Jim GRAY	0	0.00%	0	0.00%	3,390	46.95%	3,390	46.95%
	Rory HOULIHAN	0	0.00%	0	0.00%	180	2.49%	180	2.49%
	Jeff KENDER	0	0.00%	0	0.00%	1,267	17.55%	1,267	17.55%
	Ron LEACH	0	0.00%	0	0.00%	438	6.07%	438	6.07%
	Cast Votes:	0	0.00%	0	0.00%	7,221	74.90%	7,221	74.90%
STATE SENATOR 31st Senatorial District, Vote For 1									
	Glenn Martin HAMMOND	0	0.00%	0	0.00%	2,946	31.49%	2,946	31.49%
	Ray JONES	0	0.00%	0	0.00%	6,408	68.51%	6,408	68.51%
	Cast Votes:	0	0.00%	0	0.00%	9,354	96.99%	9,354	96.99%
STATE REPRESENTATIVE 93rd Representative District, Vote For 1									
	Chris HARRIS	0	0.00%	0	0.00%	2,812	60.21%	2,812	60.21%
	Douglas Ray SAYERS	0	0.00%	0	0.00%	1,858	39.79%	1,858	39.79%
	Cast Votes:	0	0.00%	0	0.00%	4,670	97.15%	4,670	97.15%
STATE REPRESENTATIVE 94th Representative District, Vote For 1									
	Angie HATTON	0	0.00%	0	0.00%	773	29.73%	773	29.73%
	Ira Edsel BRANHAM	0	0.00%	0	0.00%	550	21.15%	550	21.15%
	Joel THORNBURY	0	0.00%	0	0.00%	1,277	49.12%	1,277	49.12%
	Cast Votes:	0	0.00%	0	0.00%	2,600	92.30%	2,600	92.30%
STATE REPRESENTATIVE 95th Representative District, Vote For 1									
	James "Jimmy" ROSE	0	0.00%	0	0.00%	176	41.90%	176	41.90%
	Gregory D. STUMBO	0	0.00%	0	0.00%	244	58.10%	244	58.10%
	Cast Votes:	0	0.00%	0	0.00%	420	93.96%	420	93.96%

RECEIVED
JUN 01 2016
State Board of Elections

PRIMARY ELECTION
PIKE COUNTY - 5th. CONG. DIST.
RECAPITULATION SHEET
May 17, 2016

	eScan ABSENTEE			BESSIE RIDDLE ARNOLD			HURRICANE			PIKEVILLE HIGH SCHOOL			LOWER PIKE			MYERS TOWERS			COAL RUN			BY PASS			MULLINS SCHOOL			BRUSHY			LOWER JOHNS CREEK			
	Mail-In	Walk-In	Total	eSlate	eScan	Total	eSlate	eScan	Total	eSlate	eScan	Total	eSlate	eScan	Total	eSlate	eScan	Total	eSlate	eScan	Total	eSlate	eScan	Total	eSlate	eScan	Total	eSlate	eScan	Total	eSlate	eScan	Total	
Rand PAUL	12	40	52	27	18	45	32	18	50	33	38	71	81	87	168	10	13	23	9	57	66	4	70	74	30	48	78	3	26	29	26	22	48	704
Stephen Howard SLAUGHTER	3	1	4	0	2	2	0	1	1	0	4	4	0	3	3	1	0	1	3	5	8	0	3	3	1	1	2	0	0	0	1	2	3	31
James R. GOULD	3	1	4	0	2	2	2	3	5	0	1	1	4	3	7	0	1	1	0	11	11	0	2	2	0	0	0	1	4	5	4	0	4	42
Harold "Hal" ROGERS	15	39	54	28	21	49	35	19	54	31	37	68	80	85	165	9	13	22	13	61	74	3	68	71	30	44	74	2	26	28	27	23	50	709
John BURK JR.	4	5	9	1	2	3	1	3	4	4	6	10	7	9	16	3	1	4	0	13	13	1	10	11	1	6	7	2	4	6	5	5	10	93
Frank D. JUSTICE II.	5	10	15	19	17	36	31	7	38	23	28	51	53	67	120	7	7	14	/	/	/	1	41	42	15	30	45	/	/	/	/	/	/	361
Colin FULTZ	0	0	0	0	0	0	0	0	0	0	1	1	3	0	3	0	0	0	/	/	/	0	1	1	0	0	0	/	/	/	/	/	/	5
Wesley DOUGHMAN	0	0	0	0	0	0	0	1	1	0	0	0	1	1	2	2	0	2	/	/	/	0	1	1	0	0	0	/	/	/	/	/	/	6
Charles Phillip WHEELER	5	10	15	12	6	18	6	14	20	11	15	26	31	29	60	2	7	9	/	/	/	3	34	37	15	20	35	/	/	/	/	/	/	220
Martin J. O'MALLEY	2	2	4	3	1	4	2	2	4	1	6	7	7	4	11	3	1	4	2	10	12	0	4	4	3	4	7	0	2	2	3	1	4	63
Bernard "Bernie" SANDERS	28	56	84	39	17	56	68	29	97	48	59	107	86	68	154	45	27	72	18	107	125	12	78	90	52	58	110	4	14	18	32	11	43	956
Hillary CLINTON	47	41	88	23	14	37	33	23	56	25	29	54	49	65	114	25	22	47	2	68	70	4	29	33	22	35	57	0	10	10	10	16	26	502
Roque Rocky DE LA FUENTE	1	2	3	0	1	1	2	0	2	0	0	0	0	1	1	0	0	0	1	1	2	1	3	4	0	2	2	0	0	0	0	0	0	15
"UNCOMMITTED"	7	18	25	6	2	8	9	4	13	13	19	32	21	19	40	8	5	13	6	29	35	0	20	20	15	23	38	1	6	7	10	5	15	246
Tom RECKTENWALD	1	1	2	5	3	8	4	3	11	10	5	15	13	7	20	7	5	12	2	11	13	1	13	14	1	11	12	0	2	2	0	1	1	106
Grant T. SHORT	6	9	15	2	3	5	8	4	12	4	4	8	6	9	15	5	4	9	1	19	20	3	8	11	4	7	11	0	1	1	5	4	9	116
Sellus WILDER	5	12	17	16	7	23	13	4	17	13	10	23	25	11	36	11	5	16	3	14	17	2	10	12	9	11	20	1	0	1	5	1	6	[illegible]
Jim GRAY	35	51	86	28	14	42	45	31	76	34	48	82	68	88	156	29	22	51	11	110	121	5	59	64	38	53	91	1	15	16	18	14	32	817
Rory HOULIHAN	2	5	7	2	1	3	2	2	4	0	4	4	4	1	5	0	2	2	1	2	3	0	2	2	1	2	3	0	0	0	3	1	4	37
Jeff KENDER	10	19	29	2	2	4	14	4	18	2	13	15	11	9	20	9	4	13	3	19	22	0	15	15	10	14	24	2	5	7	5	3	8	175
Ron LEACH	5	3	8	4	0	4	3	3	6	8	9	17	11	9	20	3	5	8	1	8	9	1	6	7	2	5	7	1	2	3	5	3	8	97
Glenn Martin HAMMOND	24	35	59	17	12	29	41	22	63	25	31	56	38	40	78	22	19	41	11	77	88	6	36	42	29	35	64	2	9	11	13	6	19	550
Ray JONES	64	92	156	55	22	77	73	37	110	62	88	150	124	120	244	57	38	95	18	148	166	11	103	114	63	92	155	3	23	26	39	30	69	1362
Chris HARRIS	20	30	50	/	/	/	/	/	/	/	/	/	/	/	/	/	/	/	/	/	/	/	/	/	/	/	/	5	25	30	/	/	/	80
Douglas Ray SAYERS	11	16	27	/	/	/	/	/	/	/	/	/	/	/	/	/	/	/	/	/	/	/	/	/	/	/	/	0	7	7	/	/	/	34
Angie HATTON	11	15	26	24	15	39	32	14	46	24	24	48	48	41	89	29	17	46	/	/	/	4	44	48	25	32	57	/	/	/	/	/	/	399
Ira Edsel BRANHAM	8	14	22	11	6	17	19	7	26	12	27	39	21	22	43	14	8	22	/	/	/	3	26	29	20	29	49	/	/	/	/	/	/	247
Joel THORNBURY	7	30	37	33	13	46	58	37	95	48	58	106	84	90	174	33	29	62	/	/	/	11	65	76	44	52	96	/	/	/	/	/	/	692

PRIMARY ELECTION
PIKE COUNTY - 5th. CONG. DIST.
RECAPITULATION SHEET
May 17, 2016

	escan ABSENTEE eslate			BESSIE RIDDLE ARNOLD			HURRICANE			PIKEVILLE HIGH SCHOOL			LOWER PIKE			MYERS TOWERS			COAL RUN			BY PASS			MULLINS SCHOOL			BRUSHY			LOWER JOHNS CREEK			
	Mail-In	Walk-In	Total	eSlate	eScan	Total	eSlate	eScan	Total	eSlate	eScan	Total	eSlate	eScan	Total	eSlate	eScan	Total	eSlate	eScan	Total	eSlate	eScan	Total	eSlate	eScan	Total	eSlate	eScan	Total	eSlate	eScan	Total	
[redacted]																																		
James "Jimmy" ROSE	1	93	94																10	83	93										27	11	38	134
Gregory D. STUMBO	2	51	53																19	135	154										28	23	51	210

PRIMARY ELECTION
PIKE COUNTY - 5th. CONG. DIST.
RECAPITULATION SHEET
May 17, 2016

	CANEY			YEAGER			OLD SHELBY			LONG FORK			DORTON			ELWOOD			ISLAND CREEK			MOUTHCARD			UPPER ELKHORN			ELKHORN CITY HALL			BELCHER			
	eSlate	eScan	Total	eSlate	eScan	Total	eSlate	eScan	Total	eSlate	eScan	Total	eSlate	eScan	Total	eSlate	eScan	Total	eSlate	eScan	Total	eSlate	eScan	Total	eSlate	eScan	Total	eSlate	eScan	Total	eSlate	eScan	Total	
[illegible] REP																																		
Rand PAUL	24	25	49	23	45	68	13	26	39	3	23	26	31	29	60	8	13	21	17	9	26	5	13	18	3	7	10	10	24	34	11	8	19	370
Stephen Howard SLAUGHTER	1	6	7	0	3	3	0	1	1	1	0	1	3	4	7	1	0	1	3	0	3	0	0	0	1	0	1	0	3	3	1	0	1	28
James R. GOULD	3	3	6	1	4	5	1	5	6	0	1	1	3	2	5	1	2	3	0	0	0	0	1	1	0	0	0	0	3	3	1	0	1	31
[illegible] 5th Cong. Dist. REP																																		
Harold "Hal" ROGERS	27	31	58	22	48	70	12	28	40	4	22	26	32	35	67	7	13	20	15	9	24	5	13	18	4	5	9	10	26	36	12	6	18	386
John BURK JR.	0	4	4	3	4	7	3	5	8	0	3	3	7	3	10	1	3	4	4	0	4	0	2	2	0	0	0	0	4	4	2	2	4	50
[illegible] REP																																		
Frank D. JUSTICE II.													15	21	36																			36
Colin FULTZ													3	2	5																			5
Wesley DOUGHMAN													1	0	1																			1
Charles Phillip WHEELER													17	15	32																			32
[illegible] UNITED STATES DEM																																		
Martin J. O'MALLEY	5	2	7	1	6	7	1	9	10	1	5	6	4	9	13	2	3	5	4	2	6	1	1	2	3	1	4	1	7	8	3	1	4	72
Bernard "Bernie" SANDERS	63	48	111	36	99	135	25	86	111	37	57	94	52	51	103	42	54	96	50	29	79	24	25	49	28	20	48	34	98	132	20	14	34	992
Hillary CLINTON	36	34	70	16	82	98	19	38	57	10	40	50	20	26	46	17	30	47	21	19	40	7	14	21	14	18	32	16	47	63	13	5	18	542
Roque Rocky DE LA FUENTE	1	0	1	0	1	1	0	0	0	0	2	2	2	2	4	1	0	1	0	0	0	0	0	0	0	0	0	0	1	1	0	0	0	10
"UNCOMMITTED"	9	22	31	18	25	43	15	19	34	6	14	20	13	12	25	3	14	17	12	12	24	10	11	21	8	5	13	6	12	18	5	7	12	258
[illegible] SENATOR DEM																																		
Tom RECKTENWALD	3	2	5	1	14	15	2	7	9	3	9	12	5	2	7	3	1	4	4	3	7	1	4	5	2	2	4	0	6	6	2	0	2	76
Grant T. SHORT	7	5	12	7	16	23	6	10	16	2	7	9	6	7	13	7	12	19	2	3	5	3	5	8	2	2	4	4	13	17	0	2	2	128
Sellus WILDER	4	10	14	12	9	21	3	12	15	10	13	23	14	10	24	6	9	15	10	4	14	6	1	7	6	13	19	15	33	48	8	3	11	311
Jim GRAY	49	56	105	23	108	131	29	71	100	15	55	70	23	43	66	25	45	70	34	30	64	10	23	33	19	14	33	19	55	74	20	10	30	776
Rory HOULIHAN	2	4	6	1	7	8	1	0	1	4	1	5	1	0	1	0	0	0	2	2	4	1	3	4	0	0	0	1	8	9	1	3	4	42
Jeff KENDER	10	8	18	8	12	20	7	13	20	6	8	14	10	13	23	3	17	20	5	4	9	4	6	10	6	4	10	3	9	12	0	2	2	158
Ron LEACH	7	4	11	3	8	11	2	7	9	2	7	9	3	3	6	5	7	12	3	3	6	1	3	4	4	2	6	0	9	9	3	2	5	88
[illegible] CONGRESSIONAL DIST. DEM																																		
Glenn Martin HAMMOND	25	34	59	17	52	69	15	29	44	10	28	38	25	36	61	15	24	39	17	18	35	13	19	32	16	13	29	11	38	49	14	8	22	477
Ray JONES	91	86	177	56	170	226	48	131	179	49	103	152	66	73	139	53	86	139	67	47	114	25	32	57	37	31	68	47	136	183	29	20	49	1483
[illegible] Judicial Dist. DEM																																		
Chris HARRIS																						11	17	28	29	18	47	18	46	64	19	7	26	165
Douglas Ray SAYERS																						31	34	65	22	26	48	37	119	156	24	22	46	315
[illegible] Rep. Dist. DEM																																		
Angie HATTON													28	32	60																			60
Ira Edsel BRANHAM													8	13	21																			21
Joel THORNBURY													54	59	113																			113

PRIMARY ELECTION
PIKE COUNTY - 5th. CONG. DIST.
RECAPITULATION SHEET
May 17, 2016

	CANEY			YEAGER			OLD SHELBY			LONG FORK			DORTON			ELWOOD			ISLAND CREEK			MOUTHCARD			UPPER ELKHORN			ELKHORN CITY HALL			BELCHER		
	eSlate	eScan	Total	eSlate	eScan	Total	eSlate	eScan	Total	eSlate	eScan	Total	eSlate	eScan	Total	eSlate	eScan	Total	eSlate	eScan	Total	eSlate	eScan	Total	eSlate	eScan	Total	eSlate	eScan	Total	eSlate	eScan	Total
STATE REP 95th Rep. Dist. - DEM																																	
James "Jimmy" ROSE																																	
Gregory D. STUMBO																																	

PRIMARY ELECTION
PIKE COUNTY - 5th. CONG. DIST.
RECAPITULATION SHEET
May 17, 2016

	RACCOON			RASNICK			LICK CREEK			GRAPEVINE			FEDS CREEK			LOONEY			BURNING FORK			STONE COAL			MILLARD			GREASY CREEK			UPPER CHLOE			Total Supplemental Ballots	
	eSlate	eScan	Total	eSlate	eScan	Total	eSlate	eScan	Total	eSlate	eScan	Total	eSlate	eScan	Total	eSlate	eScan	Total	eSlate	eScan	Total	eSlate	eScan	Total	eSlate	eScan	Total	eSlate	eScan	Total	eSlate	eScan	Total		
UNITED STATES SENATOR - REP																																			
Rand PAUL	21	10	31	8	5	13	0	9	9	12	8	20	8	5	13	5	8	13	23	60	83	9	1	10	18	46	64	17	23	40	23	30	53	349	
Stephen Howard SLAUGHTER	2	2	4	1	1	2	0	1	1	1	2	3	0	1	1	0	0	0	1	5	6	0	1	1	2	5	7	1	3	4	0	4	4	33	
James R. GOULD	4	0	4	0	0	0	0	0	0	1	3	4	0	0	0	2	0	2	0	6	6	2	0	2	0	2	2	1	4	5	2	3	5	30	
REP REP. IN CONG. 5th CONG. DIST. - REP																																			
Harold "Hal" ROGERS	25	10	35	8	6	14	0	8	8	11	13	24	6	5	11	6	8	14	23	58	81	10	2	12	19	46	65	11	28	39	24	33	57	366	
John BURK JR.	3	2	5	2	0	2	0	2	2	4	2	6	3	1	4	1	0	1	3	12	15	1	0	1	2	9	11	3	2	5	1	4	5	57	
STATE REPRESENTATIVE 91st DIST - REP																																			
Frank D. JUSTICE II.	11	5	16																16	43	59				14	41	55				17	22	39	169	
Colin FULTZ	1	0	1																1	0	1				0	1	1				0	0	0	3	
Wesley DOUGHMAN	1	1	2																0	0	0				1	1	2				0	1	1	5	
Charles Phillip WHEELER	14	6	20																8	30	38				6	12	18				10	14	24	100	
UNITED STATES SENATOR - DEM																																			
Martin J. O'MALLEY	5	2	7	0	1	1	0	3	3	1	4	5	0	0	0	1	0	1	1	4	5	3	0	3	5	6	11	5	1	6	3	0	3	45	
Bernard "Bernie" SANDERS	61	36	97	23	22	45	0	45	45	49	39	88	29	23	52	22	12	34	25	96	121	14	5	19	45	93	138	44	32	76	54	36	90	505	
Hillary CLINTON	26	19	45	7	8	15	0	14	14	18	19	37	18	12	30	16	9	25	8	42	50	7	0	7	15	49	64	7	11	18	17	18	35	340	
Roque Rocky DE LA FUENTE	0	1	1	0	0	0	0	1	1	2	0	2	1	1	2	0	0	0	0	0	0	1	0	1	1	1	2	1	0	1	0	0	0	10	
"UNCOMMITTED"	12	9	21	4	6	10	1	17	18	9	7	16	13	8	21	1	1	2	11	31	42	6	2	8	13	22	35	9	8	17	14	12	26	216	
COMMISSIONER OF AGRICULTURE - DEM																																			
Tom RECKTENWALD	7	0	7	2	1	3	0	2	2	1	5	6	2	2	4	1	1	2	4	9	13	1	1	2	4	14	18	1	2	3	3	4	7	67	
Grant T. SHORT	9	10	19	4	5	9	0	14	14	7	6	13	0	5	5	0	1	1	1	15	16	4	0	4	6	11	17	7	3	10	7	3	10	118	
Sellus WILDER	9	3	12	2	5	7	0	4	4	4	4	8	6	5	11	10	0	10	5	20	25	1	1	2	9	22	31	8	4	12	4	6	10	132	
Jim GRAY	30	28	58	12	13	25	0	25	25	28	24	52	18	14	32	13	10	23	16	67	83	9	2	11	25	69	94	17	21	38	38	41	79	520	
Rory HOULIHAN	1	2	3	0	0	0	0	0	0	0	2	2	0	1	1	0	1	1	0	1	1	2	0	2	1	4	5	2	2	4	0	0	0	19	
Jeff KENDER	12	6	18	5	5	10	0	6	6	13	20	33	9	6	15	0	3	3	5	14	19	6	1	7	11	18	29	10	6	16	10	4	14	170	
Ron LEACH	8	2	10	1	2	3	0	4	4	4	1	5	2	1	3	3	1	4	4	6	10	1	0	1	6	9	15	2	3	5	3	3	6	66	
REPRESENTATIVE 93rd DIST - DEM																																			
Glenn Martin HAMMOND	27	27	54	18	14	32	0	30	30	25	19	44	24	19	43	11	5	16	6	51	57	16	4	20	36	57	93	18	20	38	28	21	49	476	
Ray JONES	74	41	115	17	23	40	0	59	59	51	56	107	39	30	69	30	19	49	40	128	168	15	4	19	42	121	163	55	35	90	60	50	110	989	
REPRESENTATIVE 94th DIST - DEM																																			
Chris HARRIS				12	14	26	0	5	5	30	31	61	14	16	30	15	10	25																147	
Douglas Ray SAYERS				22	22	44	1	90	91	45	43	88	44	29	73	26	12	38																334	
STATE REPRESENTATIVE 95th DIST - DEM																																			
Angie HATTON	32	22	54																12	41	53				18	59	77						45	224	
Ira Edsel BRANHAM	24	16	40																13	59	72				30	39	69						28	209	
Joel THORNBURY	37	26	63																20	66	86				29	68	97						75	321	

PRIMARY ELECTION
PIKE COUNTY - 5th. CONG. DIST.
RECAPITULATION SHEET
May 17, 2016

STATE REP. 95th Rep. DIST. - DEM	RACCOON			RASNICK			LICK CREEK			GRAPEVINE			FEDS CREEK			LOONEY			BURNING FORK			✓ STONE COAL			MILLARD			GREASY CREEK			UPPER CHLOE			
	eSlate	eScan	Total	eSlate	eScan	Total	eSlate	eScan	Total	eSlate	eScan	Total	eSlate	eScan	Total	eSlate	eScan	Total	eSlate	eScan	Total	eSlate	eScan	Total	eSlate	eScan	Total	eSlate	eScan	Total	eSlate	eScan	Total	
James "Jimmy" ROSE																						16	3	19										19
Gregory D. STUMBO																						14	2	16										16

✓

PRIMARY ELECTION
PIKE COUNTY - 5th. CONG. DIST.
RECAPITULATION SHEET
May 17, 2016

	MARROWBONE			ROCKHOUSE			NEW SHELBY			GARDEN VILLAGE			HENRY CLAY			HELLIER			YORK			ASHCAMP			PHELPS			BLACKBERRY			DESKINS			
	eSlate	eScan	Total	eSlate	eScan	Total	eSlate	eScan	Total	eSlate	eScan	Total	eSlate	eScan	Total	eSlate	eScan	Total	eSlate	eScan	Total	eSlate	eScan	Total	eSlate	eScan	Total	eSlate	eScan	Total	eSlate	eScan	Total	
UNITED STATES SENATOR - REP																																		
Rand PAUL	20	22	42	44	6	50	14	13	27	22	9	31	10	43	53	3	8	11	24	4	28	23	30	53	0	11	11	0	26	26	4	64	68	400
Stephen Howard SLAUGHTER	1	1	2	4	2	6	0	0	0	0	0	0	5	2	7	0	1	1	5	1	6	4	3	7	0	0	0	0	0	0	0	8	8	37
James R. GOULD	2	2	4	5	0	5	0	1	1	2	2	4	2	9	11	0	0	0	2	0	2	1	2	3	0	1	1	0	0	0	0	3	3	34
REPRESENTATIVE 5th Cong. DIST. - REP																																		
Harold "Hal" ROGERS	16	24	40	47	7	54	13	12	25	21	8	29	11	47	58	3	8	11	20	4	24	24	27	51	0	11	11	0	24	24	4	70	74	401
John BURK JR.	6	3	9	8	1	9	2	2	4	4	3	7	7	5	12	0	1	1	11	1	12	5	8	13	0	1	1	0	3	3	0	7	7	78
STATE REPRESENTATIVE 93rd DIST. - REP																																		
Frank D. JUSTICE II.	9	11	20	28	5	33	/	/	/	16	6	22	4	7	11	/	/	/	15	3	18	/	/	/	/	/	/	/	/	/	/	/	/	104
Colin FULTZ	1	0	1	0	0	0	/	/	/	1	0	1	0	0	0	/	/	/	2	0	2	/	/	/	/	/	/	/	/	/	/	/	/	4
Wesley DOUGHMAN	0	1	1	0	0	0	/	/	/	1	0	1	0	1	1	/	/	/	2	0	2	/	/	/	/	/	/	/	/	/	/	/	/	5
Charles Phillip WHEELER	14	16	30	28	3	31	/	/	/	7	5	12	13	47	60	/	/	/	12	2	14	/	/	/	/	/	/	/	/	/	/	/	/	147
PRESIDENT OF THE UNITED STATES - DEM																																		
Martin J. O'MALLEY	0	0	0	1	0	1	1	0	1	1	0	1	0	0	0	1	1	2	3	0	3	3	1	4	2	5	7	0	0	0	0	8	8	27
Bernard "Bernie" SANDERS	27	13	40	33	4	37	28	23	51	24	7	31	16	17	33	12	12	24	35	1	36	60	41	101	17	115	132	0	63	63	15	143	158	706
Hillary CLINTON	5	1	6	10	5	15	12	9	21	6	8	14	10	10	20	1	7	8	31	6	37	24	38	62	3	44	47	0	14	14	8	51	59	303
Roque Rocky DE LA FUENTE	0	0	0	0	0	0	2	0	2	1	0	1	0	0	0	0	0	0	0	0	0	0	0	0	0	1	1	0	3	3	0	0	0	7
"UNCOMMITTED"	5	3	8	11	0	11	7	6	13	4	3	7	5	7	12	9	1	10	9	0	9	10	13	23	5	44	49	0	42	42	2	43	45	229
STATE SENATOR - DEM																																		
Tom RECKTENWALD	1	0	1	2	0	2	2	2	4	2	1	3	2	2	4	1	1	2	5	1	6	3	3	6	0	3	3	0	5	5	2	9	11	47
Grant T. SHORT	3	0	3	2	0	2	4	1	5	2	1	3	4	6	10	1	1	2	1	0	1	7	13	20	0	6	6	0	12	12	0	17	17	81
Sellus WILDER	4	1	5	5	0	5	5	6	11	3	3	6	4	3	7	3	1	4	7	0	7	5	13	18	1	10	11	0	12	12	6	21	27	113
Jim GRAY	7	12	19	21	3	24	21	16	37	12	7	19	7	14	21	8	14	22	31	5	36	41	39	80	3	32	35	0	50	50	6	89	95	438
Rory HOULIHAN	0	0	0	0	0	0	0	1	1	2	0	2	1	0	1	1	0	1	0	0	0	2	1	3	0	3	3	0	4	4	0	5	5	20
Jeff KENDER	3	1	4	4	0	4	8	7	15	4	0	4	0	5	5	1	1	2	4	0	4	12	2	14	17	143	160	0	14	14	6	65	71	297
Ron LEACH	5	0	5	3	3	6	3	1	4	0	2	2	1	0	1	5	1	6	5	0	5	2	5	7	0	7	7	0	7	7	2	5	7	57
REPRESENTATIVE 5th DIST. - DEM																																		
Glenn Martin HAMMOND	19	5	24	18	1	19	12	12	24	10	3	13	11	15	26	12	10	22	18	2	20	27	21	48	10	78	88	0	38	38	8	69	77	399
Ray JONES	19	13	32	37	9	46	38	28	66	24	15	39	17	20	37	12	12	24	59	5	64	68	77	145	15	174	189	0	91	91	19	201	220	953
STATE SENATOR 26th DIST. - DEM																																		
Chris HARRIS	/	/	/	/	/	/	/	/	/	/	/	/	/	/	/	13	16	29	/	/	/	35	36	71	14	115	129	0	84	84	12	120	132	445
Douglas Ray SAYERS	/	/	/	/	/	/	/	/	/	/	/	/	/	/	/	11	7	18	/	/	/	61	54	115	14	136	150	0	45	45	13	144	157	485
STATE REPRESENTATIVE 95th DIST. - DEM																																		
Angie HATTON	11	6	17	13	4	17	/	/	/	10	2	12	9	10	19	/	/	/	23	2	25	/	/	/	/	/	/	/	/	/	/	/	/	90
Ira Edsel BRANHAM	6	3	9	14	1	15	/	/	/	13	6	19	10	9	19	/	/	/	11	0	11	/	/	/	/	/	/	/	/	/	/	/	/	73
Joel THORNBURY	19	9	28	24	3	27	/	/	/	9	10	19	12	15	27	/	/	/	45	5	50	/	/	/	/	/	/	/	/	/	/	/	/	151

PRIMARY ELECTION
PIKE COUNTY - 5th. CONG. DIST.
RECAPITULATION SHEET
May 17, 2016

	MARROWBONE			ROCKHOUSE			NEW SHELBY			GARDEN VILLAGE			HENRY CLAY			HELLIER			YORK			ASHCAMP			PHELPS			BLACKBERRY			DESKINS		
	eSlate	eScan	Total	eSlate	eScan	Total	eSlate	eScan	Total	eSlate	eScan	Total	eSlate	eScan	Total	eSlate	eScan	Total	eSlate	eScan	Total	eSlate	eScan	Total	eSlate	eScan	Total	eSlate	eScan	Total	eSlate	eScan	Total
STATE REP- 95th Rep. DIST - DEM																																	
James "Jimmy" ROSE																																	
Gregory D. STUMBO																																	

PRIMARY ELECTION
PIKE COUNTY - 5th. CONG. DIST.
RECAPITULATION SHEET
May 17, 2016

	FREEBURN			MAJESTIC			WOLFORD			META			JOE'S CREEK			McCARR			BELFRY			LOWER BIG CREEK			DR. J.E. JOHNSON			BEVINS SCHOOL			RUNYON			
	eSlate	eScan	Total	eSlate	eScan	Total	eSlate	eScan	Total	eSlate	eScan	Total	eSlate	eScan	Total	eSlate	eScan	Total	eSlate	eScan	Total	eSlate	eScan	Total	eSlate	eScan	Total	eSlate	eScan	Total	eSlate	eScan	Total	
UNITED STATES SENATOR - REP																																		
Rand PAUL	0	10	10	0	14	14	0	18	18	21	27	48	14	6	20	2	6	8	4	14	18	8	5	13	7	15	22	11	32	43	4	9	13	227
Stephen Howard SLAUGHTER	0	1	1	0	2	2	0	2	2	4	6	10	1	3	4	0	1	1	0	0	0	3	2	5	1	4	5	0	1	1	0	1	1	32
James R. GOULD	0	0	0	0	1	1	0	0	0	0	3	3	2	0	2	3	0	3	0	0	0	0	1	1	1	5	6	1	0	1	2	0	2	19
U.S. REP. 5TH CONG. DIST. - REP																																		
Harold "Hal" ROGERS	0	10	10	0	16	16	0	19	19	21	30	51	11	4	15	3	5	8	3	11	14	11	8	19	5	17	22	13	30	43	6	7	13	230
John BURK JR.	0	1	1	0	1	1	0	1	1	4	7	11	6	4	10	2	2	4	1	3	4	0	0	0	3	7	10	1	3	4	0	3	3	49
STATE REP. 93RD REP. DIST. - REP																																		
Frank D. JUSTICE II.																																		
Colin FULTZ																																		
Wesley DOUGHMAN																																		
Charles Phillip WHEELER																																		
PRESIDENT OF THE UNITED STATES - DEM																																		
Martin J. O'MALLEY	0	1	1	0	1	1	0	5	5	3	1	4	1	1	2	2	2	4	2	2	4	4	0	4	3	5	8	7	12	19	3	3	6	58
Bernard "Bernie" SANDERS	0	86	86	0	107	107	0	90	90	67	60	127	19	4	23	19	20	39	11	65	76	29	19	48	39	42	81	77	134	211	38	104	142	1030
Hillary CLINTON	0	36	36	0	54	54	0	42	42	16	21	37	8	3	11	14	23	37	6	19	25	9	7	16	17	20	37	18	69	87	8	24	32	414
Roque Rocky DE LA FUENTE	0	3	3	0	1	1	0	0	0	0	0	0	0	0	0	0	1	1	0	0	0	0	0	0	0	3	3	0	0	0	0	2	2	10
"UNCOMMITTED"	0	36	36	0	33	33	0	16	16	19	23	42	4	1	5	12	18	30	4	20	24	7	4	11	10	7	17	28	56	84	12	17	29	327
STATE SENATOR - DEM																																		
Tom RECKTENWALD	0	9	9	0	6	6	0	5	5	1	4	5	2	0	2	4	3	7	1	2	3	4	3	7	4	6	10	8	9	17	3	4	7	83
Grant T. SHORT	0	9	9	0	11	11	0	3	3	9	5	14	3	1	4	6	7	13	2	4	6	6	3	9	7	2	9	11	17	28	4	19	23	129
Sellus WILDER	0	6	6	0	8	8	0	5	5	5	12	17	1	3	4	0	10	10	0	9	9	8	3	11	4	5	9	17	36	53	14	49	63	195
Jim GRAY	0	29	29	0	48	48	0	36	36	40	46	86	11	4	15	4	21	25	11	61	72	5	11	16	24	30	54	51	108	159	17	40	57	597
Rory HOULIHAN	0	4	4	0	3	3	0	3	3	2	2	4	1	1	2	2	1	3	0	4	4	3	0	3	4	2	6	1	5	6	2	2	4	42
Jeff KENDER	0	90	90	0	88	88	0	87	87	15	19	34	2	0	2	12	8	20	3	6	9	7	3	10	6	10	16	14	22	36	3	7	10	402
Ron LEACH	0	5	5	0	6	6	0	2	2	3	3	6	2	0	2	3	10	13	1	4	5	3	1	4	4	3	7	11	21	32	4	7	11	93
REPRESENTATIVE 96th Dist. - DEM																																		
Glenn Martin HAMMOND	0	80	80	0	87	87	0	66	66	40	42	82	14	5	19	18	26	44	8	44	52	23	10	33	30	27	57	57	101	158	24	57	81	759
Ray JONES	0	108	108	0	153	153	0	106	106	67	73	140	20	4	24	30	41	71	15	70	85	19	20	39	40	53	93	74	175	249	39	103	142	1210
SHERIFF - DEM																																		
Chris HARRIS	0	126	126	0	127	127	0	94	94	64	78	142				42	52	94	18	95	113	36	22	58	67	64	131	112	225	337	49	111	160	1382
Douglas Ray SAYERS	0	66	66	0	112	112	0	79	79	41	30	71				8	15	23	5	19	24	4	9	13	9	19	28	28	54	82	17	51	68	571
STATE REP. 93RD REP. DIST. - DEM																																		
Angie HATTON																																		
Ira Edsel BRANHAM																																		
Joel THORNBURY																																		

PRIMARY ELECTION
PIKE COUNTY - 5th. CONG. DIST.
RECAPITULATION SHEET
May 17, 2016

	FREEBURN			MAJESTIC			WOLFORD			META			✓JOE'S CREEK			McCARR			BELFRY			LOWER BIG CREEK			DR. J.E. JOHNSON			BEVINS SCHOOL			RUNYON		
	eSlate	eScan	Total	eSlate	eScan	Total	eSlate	eScan	Total	eSlate	eScan	Total	eSlate	eScan	Total	eSlate	eScan	Total	eSlate	eScan	Total	eSlate	eScan	Total	eSlate	eScan	Total	eSlate	eScan	Total	eSlate	eScan	Total
STATE REP. 95th Rep. Dist. - DEM																																	
James "Jimmy" ROSE													20	3	23																		176
Gregory D. STUMBO													12	6	18																		244

PRIMARY ELECTION
PIKE COUNTY - 5th. CONG. DIST.
RECAPITULATION SHEET
May 17, 2016

	TURKEY CREEK			HUDDY			OLD POND			GRAND TOTAL
	eSlate	eScan	Total	eSlate	eScan	Total	eSlate	eScan	Total	
UNITED STATES SENATOR - REP										
Rand PAUL	11	5	16	9	7	16	17	40	57	2139
Stephen Howard SLAUGHTER	0	1	1	0	1	1	0	3	3	166
James R. GOULD	0	0	0	1	1	2	0	1	1	159
U.S. REP. 5th Cong. DIST. - REP										
Harold "Hal" ROGERS	9	3	12	9	8	17	15	34	49	2170
John BURK JR.	2	2	4	1	1	2	1	8	9	342
STATE REP. 93rd DIST. - REP										
Frank D. JUSTICE II.										670
Colin FULTZ										19
Wesley DOUGHMAN										17
Charles Phillip WHEELER										199
PRESIDENT OF UNITED STATES - DEM										
Martin J. O'MALLEY	2	1	3	1	1	2	3	12	15	285
Bernard "Bernie" SANDERS	65	31	96	28	37	65	53	145	198	4998
Hillary CLINTON	28	15	43	15	19	34	21	46	67	3335
Roque Rocky DE LA FUENTE	3	1	4	1	0	1	1	4	5	62
"UNCOMMITTED"	10	13	23	14	25	39	18	47	65	1403
GOVERNOR - DEM										
Tom RECKTENWALD	3	6	9	3	4	7	2	12	14	409
Grant T. SHORT	13	4	17	6	9	15	6	28	34	638
Sellus WILDER	10	8	18	1	4	5	10	27	37	899
Jim GRAY	37	20	57	20	38	58	32	95	127	3390
Rory HOULIHAN	1	0	1	1	3	4	6	9	15	180
Jeff KENDER	14	5	19	6	5	11	11	24	35	1267
Ron LEACH	5	4	9	5	6	11	3	14	17	438
LIEUTENANT GOVERNOR - DEM										
Glenn Martin HAMMOND	46	25	71	21	19	40	45	129	174	3942
Ray JONES	66	38	104	40	69	109	51	147	198	6408
U.S. REP. 5th Cong. DIST. - DEM										
Chris HARRIS	99	52	151	48	80	128	83	231	314	2812
Douglas Ray SAYERS	15	14	29	12	9	21	18	51	69	1858
STATE REP. 93rd DIST. - DEM										
Angie HATTON										773
Ira Edsel BRANHAM										550
Joel THORNBURY										1277

PRIMARY ELECTION
PIKE COUNTY - 5th. CONG. DIST.
RECAPITULATION SHEET
May 17, 2016

	TURKEY CREEK			HUDDY			OLD POND			GRAND TOTAL
	eSlate	eScan	Total	eSlate	eScan	Total	eSlate	eScan	Total	
STATE REP. 95th Rep. Dist. - DEM										
James "Jimmy" ROSE										176
Gregory D. STUMBO										244

542

Emma Whitaker Deborah Tipton
Republican

Powell County RECAPITULATION SHEET

Rhonda Barnett, Clerk

Robbie Jarvis
Dem

Primary Election May 17, 2016 PRECINCT	UNITED STATES SENATOR	Stephen Howard SLAUGHTER	James R. GOULD	Rand PAUL	UNITED STATES REPRESENTATIVE IN CONGRESS	Roger Q. BRILL	Andy BARR	STATE SENATOR	Albert ROBINSON	Michael BRYANT	PRESIDENT OF THE UNITED STATES	Martin J. O'MALLEY	Bernard "Bernie" SANDERS	Hillary CLINTON	Roque Rocky DE LA FUENTE	"UNCOMMITTED"
A101 Virden #1		5	3	26		9	26		24	11		2	43	42	1	6
A102 Hardwicks Creek #6		2	3	30		5	30		25	10		3	86	64	0	10
B101 Clay City #5		1	2	20		4	20		11	13		0	46	37	1	3
B102 Clay City #9		8	8	36		16	35		39	12		3	104	60	3	5
C101 Stanton #2		0	1	23		5	19		19	5		3	56	50	0	3
C102 Stanton #7		1	1	27		2	31		25	6		1	63	67	1	9
D101 Rosslyn #3		2	2	30		3	32		26	10		3	109	80	1	15
D102 South Fork #4		0	4	15		3	16		13	3		2	43	28	0	3
D103 Slade #11		0	1	10		2	9		10	0		0	20	17	0	1
E101 Stanton #8		2	9	39		3	41		42	6		2	92	74	0	14
E102 Stanton #10		2	6	37		5	41		33	13		1	66	58	1	3
Absentee Count ABS		0	0	0		0	0		0	0		0	0	2	0	0
Paper Abs. Ballot		0	0	6		0	6		4	0		0	8	15	0	0
Abs. Machine		0	1	6		1	6		6	1		1	13	29	0	0
ABSENTEE TOTAL		0	1	12		1	12		10	1		1	21	46	0	0
iVotronic Machine																
TOTAL		23	41	305		58	318		277	90		21	744	623	8	72

TRUE COPY
ATTEST
RHONDA ALLEN BARNETT
POWELL COUNTY, KENTUCKY
BY Deputy Clerk

543

Exam Wk Rpt

Deborah Tipton
Republican

Rhonda Barnett,
Clerk

Robbin Jarrett
Dm

Powell County RECAPITULATION SHEET

Primary Election May 17, 206 PRECINCT	UNITED STATES SENATOR	Grant T. SHORT	Sellus WILDER	Jim GRAY	Rory HOULIHAN	Jeff KENDER	Ron LEACH	Tom RECKTENWALD	UNITED STATES REPRESENTATIVE IN CONGRESS	Nancy Jo KEMPER	Michael COBLENZ	Geoffrey M. "Geoff" YOUNG	QUESTION	YES	NO
A101 Virden #1		7	9	69	2	2	6	1		52	11	22		—	—
A102 Hardwicks #6		8	17	115	0	7	3	1		84	12	48		—	—
B101 Clay City #5		2	8	61	1	1	4	4		45	10	24		—	—
B102 Clay City #9		9	9	130	2	2	4	4		100	14	38		—	—
C101 Stanton #2		4	5	86	2	5	2	3		63	7	24		—	—
C102 Stanton #7		4	7	104	3	9	3	4		83	7	35		—	—
D101 Rosslyn #3		16	29	132	2	9	8	4		132	10	50		—	—
D102 South Fork #4		10	8	47	2	2	2	0		45	1	19		—	—
D103 Slade #11		1	7	21	0	2	4	0		18	4	10		28	20
E101 Stanton #8		19	16	118	0	11	7	3		104	12	47		—	—
E102 Stanton #10		5	16	99	0	2	4	1		93	6	22		—	—
Hand Count Abs		0	0	2	0	0	0	0		2	0	0		0	0
Paper Abs. Ballot		0	3	22	0	0	0	0		16	0	6		1	0
Abs. Machine		2	7	29	0	0	0	1		27	1	9		0	0
ABSENTEE TOTAL		2	10	53	0	0	0	1		45	1	15		1	0
iVotronic Machine															
TOTAL		87	141	1035	14	52	47	26		864	95	354		29	20



	Absentee-Mail In	Absentee-Walk In-E Slate	Absentee-Walk In-E Scan	Absentee-Total	A101 West Somerset 5B	A102 Saline 11	A103 Nancy 15	A104 Harrison 17	A105 Som 3B Courthouse	A106 FireBrooke 11F	A108 Oak Hill 11	A110-Okalona 16	A111-Naomi East 44	A112-Naomi West 44	1st District SubTotal
Number of Voters	89	0	300	389	87	343	360	98	84	528	428	97	40	74	2,139
United States Senator															
(Republican)															
Rand PAUL	42	0	153	195	46	211	235	70	43	318	274	63	28	47	1,335
Stephen Howard SLAUGHTER	10	0	21	31	3	23	28	5	1	42	30	4	1	6	143
James R. GOULD	7	0	13	20	3	18	17	6	2	29	22	4	4	3	108
US REP in CONGRESS															
5th Distrct (Republican)															
Harold "Hal" ROGERS	53	0	173	226	45	200	217	71	46	317	260	48	29	44	1,277
John BURK, Jr.	8	0	22	30	8	57	68	5	5	75	73	26	4	13	334
State Senator															
15th Senatorial District															
Don MOSS	19	0	45	64	6	54	70	28	18	139	58	14	7	17	411
Rick GIRDLER	32	0	80	112	24	113	96	28	16	94	114	19	11	27	542
Michael KECK	9	0	37	46	12	41	53	14	8	98	81	18	6	9	340
Joshua NICHOLS	6	0	41	47	13	51	72	12	8	71	78	24	9	7	345
Page 2															

	B101 Girdler-12	B102 Hickory Nut 19	B103 Ansel 21	B104 Science Hill City 22	B105 Science Hill Co 23	B106 Buncombe 24	B107 Som 1 Courthouse	B108 Som 3A Huffaker	B109 Mt Zion 47	B110 Eubank 25	B111 Estesburg 26	B112 Fall Branch 18	B113 Norwood 42	2nd District SubTotal
Number of Voters	160	67	101	151	254	205	164	166	134	242	132	191	64	2031
United States Senator														
(Republican)														
Rand PAUL	104	40	71	101	163	131	83	87	82	140	74	127	39	1242
Stephen Howard SLAUGHTER	10	2	10	9	18	14	12	10	12	27	14	12	9	159
James R. GOULD	13	5	9	6	19	7	10	15	13	8	6	16	4	131
	127	47	90	116	200	152	105	112	107	175	94	155	52	
US REP in CONGRESS														
5th Distrct (Republican)														
Harold "Hal" ROGERS	100	33	73	103	171	130	93	97	86	153	64	133	46	1282
John BURK, Jr.	32	12	18	13	36	26	14	17	25	37	31	22	8	291
State Senator														
15th Senatorial District														
Don MOSS	14	18	20	23	35	34	32	33	22	46	25	38	10	350
Rick GIRDLER	88	17	36	55	94	71	31	41	49	76	27	56	25	666
Michael KECK	16	7	10	22	60	24	30	25	13	30	13	19	10	279
Joshua NICHOLS	18	11	27	19	21	27	17	20	26	39	32	42	8	307
Page 3														

	C101 Som 2 City Hall	C102 Caney Fork 13	C103 Som 4A Rocky Hollow	C104 Som 4B Meece Middle	C105 Price 27	C106 Goodhope-Hazeldell 28	C110 Vaught 43	C111 Catron 31	C112 Dallas 45	C113 Som 3C Saddlebrook	3rd District SubTotal
Number of Voters	121	420	264	460	348	263	423	111	57	41	2,508
United States Senator											
(Republican)											
Rand PAUL	78	277	137	253	213	163	277	67	45	30	1,540
Stephen Howard SLAUGHTER	8	21	25	45	30	21	22	14	2	1	189
James R. GOULD	7	30	11	25	22	14	26	12	5	1	153
	93	328	173	323	265	198	325	93	52	32	
US REP in CONGRESS											
5th Distrct (Republican)											
Harold "Hal" ROGERS	85	279	151	296	219	168	289	71	49	29	1,636
John BURK, Jr.	10	53	29	42	55	37	50	22	6	6	310
State Senator											
15th Senatorial District											
Don MOSS	29	83	54	128	53	53	104	16	7	9	536
Rick GIRDLER	35	131	45	111	128	78	136	41	21	16	742
Michael KECK	16	75	47	73	54	46	64	21	10	6	412
Joshua NICHOLS	15	52	37	39	46	31	42	18	18	4	302
Page 4											

	D101 Som 5A Memorial	D102 Rush Branch 14	D103 Parker 9	D104 Mark 30	D105 Bourbon East 10E	D106 Mayfield 32	D107 Mt Victory 33	D108 Ferguson 8	D109 Colo 35	D110 Gilliland 40	D111 Som 5C Mall	D113 Som 5E Grand Central	D115 Som 6 South End	4th District SubTotal
Number of Voters	147	89	110	217	233	169	82	146	136	335	120	67	120	1,971
United States Senator														
(Republican)														
Rand PAUL	63	59	63	148	141	117	51	72	81	206	73	27	43	1,144
Stephen Howard SLAUGHTER	13	4	12	20	16	14	7	14	14	37	10	5	13	179
James R. GOULD	9	3	11	13	11	14	12	20	5	22	6	5	11	142
	85	66	86	181	168	145	70	106	100	265	89	37	67	
US REP in CONGRESS														
5th Distrct (Republican)														
Harold "Hal" ROGERS	72	50	69	140	143	113	49	97	77	213	74	31	54	1,182
John BURK, Jr.	15	14	18	48	28	34	21	16	26	61	17	7	16	321
State Senator														
15th Senatorial District														
Don MOSS	16	18	27	52	40	29	8	33	20	62	23	6	20	354
Rick GIRDLER	40	28	25	65	63	71	20	29	33	126	31	16	21	568
Michael KECK	12	15	16	37	42	21	15	17	23	41	18	10	15	282
Joshua NICHOLS	21	7	18	37	32	31	28	35	25	49	21	7	15	326
Page 5														

	E101 Burnside City 36	E103 Burnside County 36A	E104 East Burnside County 36E	E105 Bourbon West 10W	E107 West Burnside Co 36W	E108 Gamblin 37	E109 Bronston North 38	E110 Som 5D Neighborhood	E111 Bronston South 38	E112 Sloans Valley 39	5th District SubTotal	
Number of Voters	110	361	129	313	76	172	78	64	322	112	1,737	
United States Senator												
(Republican)												
Rand PAUL	63	225	66	182	44	68	47	32	162	46	935	
Stephen Howard SLAUGHTER	6	23	8	20	5	16	6	3	27	10	124	
James R. GOULD	4	14	9	16	3	17	5	3	12	15	98	
	73	262	83	218	52	101	58	38	201	71		
US REP in CONGRESS												
5th Distrct (Republican)												
Harold "Hal" ROGERS	61	217	65	187	34	83	51	35	156	61	950	
John BURK, Jr.	15	50	19	40	18	24	9	7	54	11	247	
State Senator												
15th Senatorial District												
Don MOSS	24	78	18	72	7	33	10	21	43	22	328	
Rick GIRDLER	19	77	26	59	15	26	26	12	55	21	336	
Michael KECK	13	50	19	43	14	24	14	4	42	13	236	
Joshua NICHOLS	20	61	22	55	15	26	10	9	70	17	305	
Page 6												

	Absentee-Total	1st District SubTotal	2nd District SubTotal	3rd District SubTotal	4th District SubTotal	5th District SubTotal	Pulaski County Total
Number of Voters	389	2,139	2,031	2,508	1,971	1,737	10,775
United States Senator							
(Republican)							
Rand PAUL	195	1,335	1,242	1,540	1,144	935	6,391
Stephen Howard SLAUGHTER	31	143	159	189	179	124	825
James R. GOULD	20	108	131	153	142	98	652
US REP in CONGRESS							
5th Distrct (Republican)							
Harold "Hal" ROGERS	226	1,277	1,282	1,636	1,182	950	6,553
John BURK, Jr.	30	334	291	310	321	247	1,533
State Senator							
15th Senatorial District							
Don MOSS	64	411	350	536	354	328	2,043
Rick GIRDLER	112	542	666	742	568	336	2,966
Michael KECK	46	340	279	412	282	236	1,595
Joshua NICHOLS	47	345	307	302	326	305	1,632
Page 7							

	Absentee-Mail In	Absentee-Walk In-E Slate	Absentee-Walk In-E Scan	Absentee-Total	A101 West Somerset 5B	A102 Saline 11	A103 Nancy 15	A104 Harrison 17	A105 Som 3B Courthouse	A106 FireBrooke 11F	A108 Oak Hill 11	A110-Okalona 16	A111-Naomi East 44	A112-Naomi West 44	1st District SubTotal
President of the United States															
(Democrat)															
Martin J. O'MALLEY	0	0	4	4	0	1	0	0	0	1	0	2	0	0	4
Bernard "Bernie" SANDERS	7	0	29	36	17	37	28	6	18	58	39	12	4	10	229
Hillary CLINTON	15	0	58	73	13	39	32	6	15	62	47	5	2	4	225
Roque Rocky DE LA FUENTE	0	0	1	1	0	1	0	0	0	0	0	1	0	0	2
"UNCOMMITTED"	1	0	4	5	1	4	5	2	0	2	6	1	1	0	22
United States Senator															
(Democrat)															
Tom RECKENWALD	1	0	6	7	0	2	0	1	1	1	1	1	0	0	7
Grant T. SHORT	0	0	2	2	3	2	2	1	1	4	5	1	0	1	20
Sellus WILDER	0	0	6	6	6	6	6	1	1	22	11	0	1	2	56
Jim GRAY	21	0	71	92	14	59	46	8	21	83	60	9	4	8	312
Rory HOULIHAN	0	0	0	0	1	0	2	0	1	0	1	0	1	0	6
Jeff KENDER	0	0	2	2	0	3	1	0	1	1	4	4	1	2	17
Ron LEACH	1	0	1	2	6	3	3	1	3	3	4	3	0	0	26
Page 8															

	B101 Girdler-12	B102 Hickory Nut 19	B103 Ansel 21	B104 Science Hill City 22	B105 Science Hill Co 23	B106 Buncombe 24	B107 Som 1 Courthouse	B108 Som 3A Huffaker	B109 Mt Zion 47	B110 Eubank 25	B111 Estesburg 26	B112 Fall Branch 18	B113 Norwood 42	2nd District SubTotal
President of the United States														
(Democrat)														
Martin J. O'MALLEY	1	0	0	1	0	0	0	0	0	1	0	2	0	5
Bernard "Bernie" SANDERS	13	7	6	16	22	27	27	19	13	20	11	11	5	197
Hillary CLINTON	8	7	2	13	14	20	22	22	7	21	18	18	5	177
Roque Rocky DE LA FUENTE	0	0	0	0	1	0	0	0	1	1	0	0	0	3
"UNCOMMITTED"	1	0	0	0	3	1	5	4	1	8	1	1	0	25
United States Senator														
(Democrat)														
Tom RECKENWALD	2	0	0	1	0	3	3	1	0	1	0	1	1	13
Grant T. SHORT	0	1	0	2	2	0	2	3	0	2	1	0	0	13
Sellus WILDER	2	0	1	6	3	3	11	4	0	2	2	1	0	35
Jim GRAY	20	10	6	17	28	33	29	29	16	42	27	23	6	286
Rory HOULIHAN	0	0	0	1	1	2	0	0	1	0	0	1	0	6
Jeff KENDER	0	0	0	1	0	2	3	1	0	0	1	1	0	9
Ron LEACH	0	1	0	0	3	1	3	2	2	2	0	3	3	20
Page 9														

	C101 Som 2 City Hall	C102 Caney Fork 13	C103 Som 4A Rocky Hollow	C104 Som 4B Meece Middle	C105 Price 27	C106 Goodhope-Hazeldell 28	C110 Vaught 43	C111 Catron 31	C112 Dallas 45	C113 Som 3C Saddlebrook		3rd District SubTotal
President of the United States												
(Democrat)												
Martin J. O'MALLEY	0	0	1	1	0	0	0	1	0	0		3
Bernard "Bernie" SANDERS	15	31	41	51	40	27	38	8	1	1		253
Hillary CLINTON	10	45	38	49	23	19	34	6	0	5		229
Roque Rocky DE LA FUENTE	0	0	0	0	0	0	1	0	0	0		1
"UNCOMMITTED"	0	2	1	4	2	6	2	0	0	0		17
United States Senator												
(Democrat)												
Tom RECKENWALD	1	1	1	4	0	1	3	1	0	0		12
Grant T. SHORT	0	0	5	2	3	4	4	0	0	0		18
Sellus WILDER	3	3	8	11	11	3	4	1	0	0		44
Jim GRAY	20	70	57	78	41	38	52	11	0	6		373
Rory HOULIHAN	0	2	2	1	1	0	0	0	0	0		6
Jeff KENDER	0	0	2	3	2	2	2	0	0	0		11
Ron LEACH	0	2	5	4	5	4	2	0	0	0		22
Page 10												

	D101 Som 5A Memorial	D102 Rush Branch 14	D103 Parker 9	D104 Mark 30	D105 Bourbon East 10E	D106 Mayfield 32	D107 Mt Victory 33	D108 Ferguson 8	D109 Colo 35	D110 Gilliland 40	D111 Som 5C Mall	D113 Som 5E Grand Central	D115 Som 6 South End	4th District SubTotal
President of the United States														
(Democrat)														
Martin J. O'MALLEY	1	0	0	0	0	0	1	1	0	0	0	0	1	4
Bernard "Bernie" SANDERS	26	11	17	18	21	10	4	17	15	21	12	13	23	208
Hillary CLINTON	27	9	4	6	31	6	6	10	14	32	12	14	23	194
Roque Rocky DE LA FUENTE	0	0	0	0	0	0	0	1	0	0	0	0	0	1
"UNCOMMITTED"	3	1	2	1	4	1	0	1	2	3	3	0	2	23
United States Senator														
(Democrat)														
Tom RECKENWALD	0	0	4	1	2	0	0	2	0	0	2	0	2	13
Grant T. SHORT	1	0	0	0	3	0	1	0	1	3	3	1	2	15
Sellus WILDER	8	0	0	3	2	4	0	3	6	4	1	3	9	43
Jim GRAY	40	13	16	18	43	11	9	20	21	42	17	18	27	295
Rory HOULIHAN	1	1	0	0	0	1	0	0	0	0	0	0	5	8
Jeff KENDER	4	2	1	0	2	0	1	0	0	1	0	0	1	12
Ron LEACH	1	1	0	2	0	0	0	1	2	3	1	1	1	13
Page 11														

	E101 Burnside City 36	E103 Burnside County 36A	E104 East Burnside County 36E	E105 Bourbon West 10W	E107 West Burnside Co 36W	E108 Gamblin 37	E109 Bronston North 38	E110 Som 5D Neighborhood	E111 Bronston South 38	E112 Sloans Valley 39	5th District SubTotal	
President of the United States												
(Democrat)												
Martin J. O'MALLEY	1	0	0	1	1	0	0	0	0	1	4	
Bernard "Bernie" SANDERS	12	38	22	40	6	30	8	4	45	20	225	
Hillary CLINTON	19	51	21	41	14	28	9	14	57	17	271	
Roque Rocky DE LA FUENTE	0	0	0	0	0	1	0	0	2	0	3	
"UNCOMMITTED"	2	4	1	1	2	3	1	0	5	1	20	
United States Senator												
(Democrat)												
Tom RECKENWALD	0	1	2	2	1	1	0	0	4	3	14	
Grant T. SHORT	3	2	0	2	1	2	0	0	2	1	13	
Sellus WILDER	0	11	6	8	2	3	3	1	9	3	46	
Jim GRAY	24	67	25	56	19	46	15	15	86	24	377	
Rory HOULIHAN	1	5	3	2	0	0	0	0	1	2	14	
Jeff KENDER	0	1	3	1	0	3	0	0	2	4	14	
Ron LEACH	1	0	1	6	0	3	0	0	2	1	14	
Page 12												

	Absentee-Total	1st District SubTotal	2nd District SubTotal	3rd District SubTotal	4th District SubTotal	5th District SubTotal	Pulaski County Total
President of the United States							
(Democrat)							
Martin J. O'MALLEY	4	4	5	3	4	4	24
Bernard "Bernie" SANDERS	36	229	197	253	208	225	1,148
Hillary CLINTON	73	225	177	229	194	271	1,169
Roque Rocky DE LA FUENTE	1	2	3	1	1	3	11
"UNCOMMITTED"	5	22	25	17	23	20	112
United States Senator							
(Democrat)							
Tom RECKENWALD	7	7	13	12	13	14	66
Grant T. SHORT	2	20	13	18	15	13	81
Sellus WILDER	6	56	35	44	43	46	230
Jim GRAY	92	312	286	373	295	377	1,735
Rory HOULIHAN	0	6	6	6	8	14	40
Jeff KENDER	2	17	9	11	12	14	65
Ron LEACH	2	26	20	22	13	14	97
Page 13							

Cumulative Report — Unofficial

PRESIDENTIAL PREFERENCE AND REGULAR PRIMARY — OFFICIAL BALLOT FOR PULASKI COUNTY — May 17, 2016

05/17/2016 07:31 PM

Total Number of Voters : 10,775 of 0 = 0.00%

Precincts Reporting 57 of 57 = 100.00%

Party	Candidate	Absentee		Early		Election		Total	
UNITED STATES SENATOR, Vote For 1									
	Rand PAUL	0	0.00%	0	0.00%	6,391	81.23%	6,391	81.23%
	Stephen Howard SLAUGHTER	0	0.00%	0	0.00%	825	10.49%	825	10.49%
	James R. GOULD	0	0.00%	0	0.00%	652	8.29%	652	8.29%
	Cast Votes:	0	0.00%	0	0.00%	7,868	94.88%	7,868	94.88%
	Over Votes:	0	0.00%	0	0.00%	1	0.01%	1	0.01%
	Under Votes:	0	0.00%	0	0.00%	424	5.11%	424	5.11%
UNITED STATES REPRESENTATIVE in CONGRESS 5th Congressional District, Vote For 1									
	Harold "Hal" ROGERS	0	0.00%	0	0.00%	6,553	81.04%	6,553	81.04%
	John BURK JR.	0	0.00%	0	0.00%	1,533	18.96%	1,533	18.96%
	Cast Votes:	0	0.00%	0	0.00%	8,086	97.50%	8,086	97.50%
	Over Votes:	0	0.00%	0	0.00%	1	0.01%	1	0.01%
	Under Votes:	0	0.00%	0	0.00%	206	2.48%	206	2.48%
STATE SENATOR 15th Senatorial District, Vote For 1									
	Don MOSS	0	0.00%	0	0.00%	2,043	24.81%	2,043	24.81%
	Rick GIRDLER	0	0.00%	0	0.00%	2,966	36.01%	2,966	36.01%
	Michael KECK	0	0.00%	0	0.00%	1,595	19.37%	1,595	19.37%
	Joshua NICHOLS	0	0.00%	0	0.00%	1,632	19.82%	1,632	19.82%
	Cast Votes:	0	0.00%	0	0.00%	8,236	99.31%	8,236	99.31%
	Over Votes:	0	0.00%	0	0.00%	1	0.01%	1	0.01%
	Under Votes:	0	0.00%	0	0.00%	56	0.68%	56	0.68%
PRESIDENT of the UNITED STATES, Vote For 1									
	Martin J. O'MALLEY	0	0.00%	0	0.00%	24	0.97%	24	0.97%
	Bernard "Bernie" SANDERS	0	0.00%	0	0.00%	1,148	46.59%	1,148	46.59%
	Hillary CLINTON	0	0.00%	0	0.00%	1,169	47.44%	1,169	47.44%
	Roque Rocky DE LA FUENTE	0	0.00%	0	0.00%	11	0.45%	11	0.45%
	"UNCOMMITTED"	0	0.00%	0	0.00%	112	4.55%	112	4.55%
	Cast Votes:	0	0.00%	0	0.00%	2,464	99.27%	2,464	99.27%
	Over Votes:	0	0.00%	0	0.00%	0	0.00%	0	0.00%
	Under Votes:	0	0.00%	0	0.00%	18	0.73%	18	0.73%

Cumulative Report — Unofficial

PRESIDENTIAL PREFERENCE AND REGULAR PRIMARY — OFFICIAL BALLOT FOR PULASKI COUNTY — May 17, 2016

05/17/2016 07:31 PM

Total Number of Voters : 10,775 of 0 = 0.00%

Precincts Reporting 57 of 57 = 100.00%

Party	Candidate	Absentee		Early		Election		Total	
UNITED STATES SENATOR, Vote For 1									
	Tom RECKTENWALD	0	0.00%	0	0.00%	66	2.85%	66	2.85%
	Grant T. SHORT	0	0.00%	0	0.00%	81	3.50%	81	3.50%
	Sellus WILDER	0	0.00%	0	0.00%	230	9.94%	230	9.94%
	Jim GRAY	0	0.00%	0	0.00%	1,735	74.98%	1,735	74.98%
	Rory HOULIHAN	0	0.00%	0	0.00%	40	1.73%	40	1.73%
	Jeff KENDER	0	0.00%	0	0.00%	65	2.81%	65	2.81%
	Ron LEACH	0	0.00%	0	0.00%	97	4.19%	97	4.19%
	Cast Votes:	0	0.00%	0	0.00%	2,314	93.23%	2,314	93.23%
	Over Votes:	0	0.00%	0	0.00%	1	0.04%	1	0.04%
	Under Votes:	0	0.00%	0	0.00%	167	6.73%	167	6.73%

Tabulated Statement of Votes Cast at A101 Mt. Olivet, B101 Pinhook, C101 Kentontown, D101 Burika, E101 Mt. Olivet **Precinct, day of** May **19** 2016**, for the Candidates for the various**

RON COOPER CO.

Number of Precinct.	Names of Candidates must be written in Vertical Lines / NAME OF PRECINCT.		FOR United States Senator CANDIDATES			FOR 6th Cong. Dist. US Rep. in Congress CANDIDATES		FOR 70th Rep. Dist. State Representative CANDIDATES			FOR President of the U.S. CANDIDATES				
			Rep. Stephen Howard Slaughter	Rep. James R. Gould	Rep. Rand Paul	Rep. Roger Q. Brill	Rep. Andy Barr	Rep. John Vanmeter	Rep. Robert Boone	Rep. James E. Johnson	Dem Martin J. O'Malley	Dem Bernard "Bernie" Sanders	Dem Hillary Clinton	Dem Roque Rocky De La Fuente	Dem Uncommitted
A101	Mt. Olivet	eslate	0	0	3	0	3	2	0	1	1	24	10	0	3
A101	Mt. Olivet	escan	1	1	1	0	3	2	0	0	0	12	9	0	0
B101	Pinhook	eslate	2	1	2	1	4	2	1	2	1	30	15	1	2
B101	Pinhook	escan	0	0	4	1	3	3	1	1	0	7	3	0	0
C101	Kentontown	eslate	0	1	6	0	8	4	1	2	4	32	15	1	0
C101	Kentontown	escan	0	0	1	0	1	1	0	0	0	6	1	0	0
D101	Burika	eslate	0	0	12	0	12	1	3	7	0	17	10	0	5
D101	Burika	escan	1	0	6	1	6	3	1	3	0	11	6	0	0
E101	Mt. Olivet	eslate	1	0	3	0	4	1	2	1	1	22	11	0	3
E101	Mt. Olivet	escan	0	1	1	0	2	1	0	0	0	6	5	0	0
	Absentee	eslate	0	0	2	0	2	1	1	0	0	3	3	0	1
	Absentee	escan	0	0	2	2	0	2	0	0	1	7	7	0	1
	Totals		5	4	43	5	48	23	10	17	8	177	95	2	15

We, the Robertson County Election Commissioners certify these totals to be true and accurate on the 18th day of May, 2016.

358 votes cast
20% turnout

Ricky Price
[illegible]
Warren Massey
Joanie Jolly

RECEIVED
MAY 23 2016
State Board of Elections

In Robertson County, at an Election held on the 17th

Offices to be filled, and for and against the questions then submitted.

FOR United States Senator				FOR			FOR 6th Cong. Dist. US Rep in Congress			FOR		FOR		NO	YES
CANDIDATES				CANDIDATES			CANDIDATES			CANDIDATES		CANDIDATES			
Dem Grant T. Short	Dem Sellus Wilder	Dem Jim Gray	Dem Rory Houlihan	Dem Jeff Kender	Dem Ron Leach	Dem Tom Recktenwald	Dem Nancy Jo Kemper	Dem Michael Coblenz	Dem Geoffrey M. "Geoff" Young						
1	2	22	1	4	3	1	20	2	13						
0	0	16	0	1	0	1	8	3	8						
4	4	30	0	1	6	0	20	7	19						
1	0	3	0	0	1	1	5	0	1						
5	3	26	1	6	2	2	16	7	26						
1	1	4	0	0	1	0	1	0	6						
4	8	18	0	1	0	0	17	2	13						
4	0	6	0	1	2	2	5	4	6						
3	1	22	1	5	4	1	16	3	17						
1	1	4	2	0	2	0	3	2	6						
0	0	5	0	0	0	0	1	1	3						
2	1	6	2	1	1	0	8	0	4						
26	21	162	7	20	22	8	120	31	122						

RECEIVED
MAY 23 2016
Texas Board of Elections

PRIMARY ELECTION
ROBERTSON COUNTY - 6TH. CONG. DIST.
RECAPITULATION SHEET
MAY 17, 2016



	ABSENTEE			MOUNT OLIVET #1			PINHOOK DIST. #2			KENTONTOWN			BURIKA			MOUNT OLIVET DIST #5			GRAND TOTAL
	Mail-In	Walk-In	Total	eSlate	eScan	Total	eSlate	eScan	Total	eSlate	eScan	Total	eSlate	eScan	Total	eSlate	eScan	Total	
UNITED STATES SENATOR - REP																			
Stephen Howard SLAUGHTER	0	0		0	1		2	0		0	0		0	1		1	0		5
James R. GOULD	0	0		0	1		1	0		1	0		0	0		0	1		4
Rand PAUL	2	2		3	1		2	4		6	1		12	6		3	1		43
U.S. REP. in CONGRESS - 6th Cong. Dist. - REP																			
Roger Q. BRILL	2	0		0	0		1	1		0	0		0	1		0	0		5
Andy BARR	0	2		3	3		4	3		8	1		12	6		4	2		48
STATE REPRESENTATIVE - 70th Rep. Dist. - REP																			
John VanMETER	2	1		2	2		2	3		4	1		1	3		1	1		23
Robert BOONE	0	1		0	0		1	1		1	0		3	1		2	0		10
James E. JOHNSON	0	0		1	0		2	1		2	0		7	3		1	0		17
PRESIDENT of the UNITED STATES - DEM																			
Martin J. O'MALLEY	1	0		1	0		1	0		4	0		0	0		1	0		8
Bernard "Bernie" SANDERS	7	3		24	12		30	7		32	6		17	11		22	6		177
Hillary CLINTON	7	3		10	9		15	3		15	1		10	6		11	5		95
Roque Rocky DE LA FUENTE	0	0		0	0		1	0		1	0		0	0		0	0		2
"UNCOMMITTED"	1	1		3	0		2	0		0	0		5	0		3	0		15
UNITED STATES SENATOR - DEM																			
Grant T. SHORT	2	0		1	0		4	1		5	1		4	4		3	1		26
Sellus WILDER	1	0		2	0		4	0		3	1		8	0		1	1		21
Jim GRAY	6	5		22	16		30	3		26	4		18	6		22	4		162
Rory HOULIHAN	2	0		1	0		0	0		1	0		0	0		1	2		7
Jeff KENDER	1	0		4	1		1	0		6	0		1	1		5	0		20
Ron LEACH	1	0		3	0		6	1		2	1		0	2		4	2		22
Tom RECKTENWALD	0	0		1	1		0	1		2	0		0	2		1	0		8
U.S. REP. in CONGRESS - 6th Cong. Dist. - DEM																			
Nancy Jo KEMPER	8	1		20	8		20	5		16	1		17	5		16	3		120
Michael COBLENZ	0	1		2	3		7	0		7	0		2	4		3	2		31
Geoffrey M. "Geoff" YOUNG	4	3		13	8		19	1		26	6		13	6		17	6		122

358 votes cast
20% voter turnout

PRIMARY ELECTION
ROBERTSON COUNTY - 6TH. CONG. DIST.
RECAPITULATION SHEET
MAY 17, 2016

	ABSENTEE			MOUNT OLIVET #1			PINHOOK DIST. #2			KENTONTOWN			BURIKA			MOUNT OLIVET DIST #5			GRAND TOTAL
	Mail-in	Walk-in	Total	eSlate	eScan	Total	eSlate	eScan	Total	eSlate	eScan	Total	eSlate	eScan	Total	eSlate	eScan	Total	
UNITED STATES SENATOR - REP																			
Stephen Howard SLAUGHTER	0	0		0	1		2	0		0	0		0	1		1	0		5
James R. GOULD	0	0		0	1		1	0		1	0		0	0		0	1		4
Rand PAUL	2	2		3	1		2	4		6	1		12	6		3	1		43
U.S. REP. in CONGRESS - 6th Cong. Dist. - REP																			
Roger Q. BRILL	2	0		0	0		1	1		0	0		0	1		0	0		5
Andy BARR	0	8		3	3		4	3		8	1		12	6		4	2		48
STATE REPRESENTATIVE - 70th Rep. Dist. - REP																			
John VanMETER	2	1		2	2		2	3		4	1		1	3		1	1		23
Robert BOONE	0	1		0	0		1	1		1	0		3	1		2	0		10
James E. JOHNSON	0	0		1	0		2	1		2	0		7	3		1	0		17
PRESIDENT of the UNITED STATES - DEM																			
Martin J. O'MALLEY	1	0		1	0		1	0		4	0		0	0		1	0		8
Bernard "Bernie" SANDERS	7	3		24	12		30	7		32	6		17	11		22	6		177
Hillary CLINTON	7	3		10	9		15	3		15	1		10	6		11	5		95
Roque Rocky DE LA FUENTE	0	0		0	0		1	0		1	0		0	0		0	0		2
"UNCOMMITTED"	1	1		3	0		2	0		0	0		5	0		3	0		15
UNITED STATES SENATOR - DEM																			
Grant T. SHORT	2	0		1	0		4	1		5	1		4	4		3	1		26
Sellus WILDER	1	0		2	0		4	0		3	1		8	0		1	1		21
Jim GRAY	6	5		22	16		30	3		26	4		18	6		22	4		162
Rory HOULIHAN	2	0		1	0		0	0		1	0		0	0		1	2		7
Jeff KENDER	1	0		4	1		1	0		5	0		1	1		5	0		20
Ron LEACH	1	0		3	0		6	1		2	1		0	2		4	2		22
Tom RECKTENWALD	0	0		1	1		0	1		2	0		0	2		1	0		8
U.S. REP. in CONGRESS - 6th Cong. Dist. - DEM																			
Nancy Jo KEMPER	8	1		20	8		20	5		16	1		17	5		16	3		120
Michael COBLENZ	0	1		2	3		7	0		7	0		2	4		3	2		31
Geoffrey M. "Geoff" YOUNG	4	3		13	8		19	1		26	6		13	6		17	6		123

358 Votes Cast
20% Voter Turnout

RECEIVED
JUN 06 2016
State Board of Elections

JC **Tabulated Statement of Votes Cast at** A101 Mt. Olivet, B101 Pinhook, C101 Kentontown, D101 Burika, E101 Mt. Olivet **Precinct,**

day of May **19** 2016 **, for the Candidates for the various**

RON COOPER CO.

Number of Precinct.	NAME OF PRECINCT.		FOR United States Senator CANDIDATES Rep. Stephen Howard Slaughter	Rep. James R. Gould	Rep. Rand Paul		FOR US Rep. in Congress 6th Cong. Dist. CANDIDATES Rep. Roger Q. Brill	Rep. Andy Barr			FOR State Representative 70th Rep. Dist. CANDIDATES Rep. John Vanmeter	Rep. Robert Boone	Rep. James E. Johnson		FOR President of the U.S. CANDIDATES Dem Martin J. O'Malley	Dem Bernard "Bernie" Sanders	Dem Hillary Clinton	Dem Roque Rocky De La Fuente	Dem Uncommitted
A101	Mt. Olivet	eslate	0	0	3		0	3			2	0	1		1	24	10	0	3
A101	Mt. Olivet	escan	1	1	1		0	3			2	0	0		0	12	9	0	0
B101	Pinhook	eslate	2	1	2		1	4			2	1	2		1	30	15	1	2
B101	Pinhook	escan	0	0	4		1	3			3	1	1		0	7	3	0	0
C101	Kentontown	eslate	0	1	6		0	8			4	1	2		4	32	15	1	0
C101	Kentontown	escan	0	0	1		0	1			1	0	0		0	6	1	0	0
D101	Burika	eslate	0	0	12		0	12			1	3	7		0	17	10	0	5
D101	Burika	escan	1	0	6		1	6			3	1	3		0	11	6	0	0
E101	Mt. Olivet	eslate	1	0	3		0	4			1	2	1		1	22	11	0	3
E101	Mt. Olivet	escan	0	1	1		0	2			1	0	0		0	6	5	0	0
	Absentee	eslate	0	0	2		0	2			1	1	0		0	3	3	0	1
	Absentee	escan	0	0	2		2	0			2	0	0		1	7	7	0	1
	Totals		5	4	43		5	48			23	10	17		8	177	95	2	15

We, the Robertson County Election Commissioners certify these totals to be true and accurate on the 18th day of May, 2016.

358 Votes cast
20% turnout

Ricky Price
[illegible]
Warren Massey
Joanie Joelz

RECEIVED
JUN 06 2016
State Board of Elections

In Roberts County, at an Election held on the 17th

Offices to be filled, and for and against the questions then submitted.

FOR United States Senator CANDIDATES				FOR ____ CANDIDATES			FOR 4th Cong. Dist. US Rep in Congress CANDIDATES			FOR CANDIDATES				FOR CANDIDATES				NO	YES
Dem Grant T. Short	Dem Sellus Wilder	Dem Jim Gray	Dem Rory Houlihan	Dem Jeff Kender	Dem Ron Leach	Dem Tom Recktenwald	Dem Nancy Jo Kemper	Dem Michael Coblentz	Dem Geoffrey M. "Geoff" Young										
1	2	22	1	4	3	1	20	2	13										
0	0	16	0	1	0	1	8	3	8										
4	4	30	0	1	6	0	20	7	19										
1	0	3	0	0	1	1	5	0	1										
5	3	26	1	6	2	2	16	7	26										
1	1	4	0	0	1	0	1	0	6										
4	8	18	0	1	0	0	17	2	13										
4	0	6	0	1	2	2	5	4	6										
3	1	22	1	5	4	1	16	3	17										
1	1	4	2	0	2	0	3	2	6										
0	0	5	0	0	0	0	1	1	3										
2	1	6	2	1	1	0	8	0	4										
26	21	162	7	20	22	8	120	31	122										

RECEIVED
JUN 06 2016
State Board of Elections

PRIMARY ELECTION
ROBERTSON COUNTY - 6TH. CONG. DIST.
RECAPITULATION SHEET
MAY 17, 2016

	ABSENTEE			MOUNT OLIVET #1			PINHOOK DIST. #2			KENTONTOWN			BURIKA			MOUNT OLIVET DIST #5			GRAND TOTAL
	Mail-In	Walk-In	Total	eSlate	eScan	Total	eSlate	eScan	Total	eSlate	eScan	Total	eSlate	eScan	Total	eSlate	eScan	Total	
UNITED STATES SENATOR - REP																			
Stephen Howard SLAUGHTER	0	0		0	1		2	0		0	0		0	1		1	0		5
James R. GOULD	0	0		0	1		1	0		1	0		0	0		0	1		4
Rand PAUL	2	2		3	1		2	4		6	1		12	6		3	1		43
U.S. REP. in CONGRESS - 6th Cong. Dist. - REP																			
Roger Q. BRILL	2	0		0	0		1	1		0	0		0	1		0	0		5
Andy BARR	0	2		3	3		4	3		8	1		12	6		4	2		48
STATE REPRESENTATIVE - 70th Rep. Dist. - REP																			
John VanMETER	2	1		2	2		2	3		4	1		1	3		1	1		23
Robert BOONE	0	1		0	0		1	1		1	0		3	1		2	0		10
James E. JOHNSON	0	0		1	0		2	1		2	0		4	3		1	0		17
PRESIDENT of the UNITED STATES - DEM																			
Martin J. O'MALLEY	1	0		1	0		1	0		4	0		0	0		1	0		8
Bernard "Bernie" SANDERS	9	3		24	12		30	7		32	6		19	11		22	6		199
Hillary CLINTON	9	3		10	9		15	3		15	1		10	6		11	5		95
Roque Rocky DE LA FUENTE	0	0		0	0		1	0		1	0		0	0		0	0		2
"UNCOMMITTED"	1	1		3	0		2	0		0	0		5	0		3	0		15
UNITED STATES SENATOR - DEM																			
Grant T. SHORT	2	0		1	0		4	1		5	1		4	4		3	1		26
Sellus WILDER	1	0		2	0		4	0		3	1		8	0		1	1		21
Jim GRAY	6	5		22	16		30	3		26	4		18	6		22	4		162
Rory HOULIHAN	2	0		1	0		0	0		1	0		6	0		1	2		17
Jeff KENDER	1	0		4	1		1	0		6	0		1	1		5	0		20
Ron LEACH	1	0		3	0		6	1		2	1		0	2		4	2		22
Tom RECKTENWALD	0	0		1	1		0	1		2	0		0	2		1	0		8
U.S. REP. in CONGRESS - 6th Cong. Dist. - DEM																			
Nancy Jo KEMPER	8	1		20	8		20	5		16	1		17	5		16	3		120
Michael COBLENZ	0	1		2	3		7	0		7	0		2	4		3	2		31
Geoffrey M. "Geoff" YOUNG	4	3		13	8		19	1		26	6		13	6		17	6		122

358 Votes Cast
20% Voter turnout

RECEIVED
JUN 06 2016
State Board of Elections

Tabulated Statement of Votes Cast at A101 Mt. Olivet, B101 Pinhook, C101 Kentontown, D101 Burika, E101 Mt. Olivet **Precinct,**

day of May **19** 2016**, for the Candidates for the various**

RON COOPER CO.

Number of Precinct.	Names of Candidates must be written in Vertical Lines / NAME OF PRECINCT.		FOR United States Senator CANDIDATES Rep. Stephen Howard Slaughter	Rep. James R. Gould	Rep. Rand Paul	FOR US Rep. in Congress 6th Cong. Dist. CANDIDATES Rep. Roger Q. Brill	Rep. Andy Barr	FOR State Representative 70th Rep. Dist. CANDIDATES Rep. John Vanmeter	Rep. Robert Boone	Rep. James E. Johnson	FOR President of the U.S. CANDIDATES Dem Martin J. O'Malley	Dem Bernard "Bernie" Sanders	Dem Hillary Clinton	Dem Roque Rocky De La Fuente	Dem Uncommitted
A101	Mt. Olivet	eslate	0	0	3	0	3	2	0	1	1	24	10	0	3
A101	Mt. Olivet	escan	1	1	1	0	3	2	0	0	0	12	9	0	0
B101	Pinhook	eslate	2	1	2	1	4	2	1	2	1	30	15	1	2
B101	Pinhook	escan	0	0	4	1	3	3	1	1	0	7	3	0	0
C101	Kentontown	eslate	0	1	6	0	8	4	1	2	4	32	15	1	0
C101	Kentontown	escan	0	0	1	0	1	1	0	0	0	6	1	0	0
D101	Burika	eslate	0	0	12	0	12	1	3	7	0	17	10	0	5
D101	Burika	escan	1	0	6	1	6	3	1	3	0	11	6	0	0
E101	Mt. Olivet	eslate	1	0	3	0	4	1	2	1	1	22	11	0	3
E101	Mt. Olivet	escan	0	1	1	0	2	1	0	0	0	6	5	0	0
	Absentee	eslate	0	0	2	0	2	1	1	0	0	3	3	0	1
	Absentee	escan	0	0	2	2	0	2	0	0	1	7	7	0	1
	Totals		5	4	43	5	48	23	10	17	8	177	95	2	15

We, the Robertson County Election Commissioners certify these totals to be true and accurate on the 18th day of May, 2016.

358 Votes cast
20% turnout

Rick Price
[illegible]
Warren Massey
Joanie Joel

RECEIVED
JUN 06 2016
State Board of Elections

In Jefferson County, at an Election held on the 17th

Offices to be filled, and for and against the questions then submitted.

FOR United States Senator CANDIDATES				FOR ____ CANDIDATES			FOR 6th Cong. Dist. US Rep in Congress CANDIDATES			FOR CANDIDATES				FOR CANDIDATES				NO	YES
Dem Grant T. Short	Dem Sellus Wilder	Dem Jim Gray	Dem Rory Houlihan	Dem Jeff Kender	Dem Ron Leach	Dem Tom Recktenwald	Dem Nancy Jo Kemper	Dem Michael Coblenz	Dem Geoffrey M. "Geoff" Young										
1	2	22	1	4	3	1	20	2	13										
0	0	16	0	1	0	1	8	3	8										
4	4	30	0	1	6	0	20	7	19										
1	0	3	0	0	1	1	5	0	1										
5	3	26	1	6	2	2	16	7	26										
1	1	4	0	0	1	0	1	0	6										
4	8	18	0	1	0	0	17	2	13										
4	0	6	0	1	2	2	5	4	6										
3	1	22	1	5	4	1	16	3	17										
1	1	4	2	0	2	0	3	2	6										
0	0	5	0	0	0	0	1	1	3										
2	1	6	2	1	1	0	8	0	4										
26	21	162	7	20	22	8	120	31	122										

RECEIVED
JUN 06 2016
State Board of Elections

. Roekcastle County

RECAPITULATION SHEET

Primary Election May 17, 2016 PRECINCT	UNITED STATES SENATOR	Rand **PAUL**	Stephen Howard **SLAUGHTER**	James R. **GOULD**	UNITED STATES REPRESENTATIVE IN CONGRESS	Harold "Hal" **ROGERS**	John **BURK JR.**	STATE REPRESENTATIVE	Buzz C. **CARLOFTIS**	Jonathan **SHELL**	PRESIDENT OF THE UNITED STATES	Martin J. **O'MALLEY**	Bernard "Bernie" **SANDERS**	Hillary **CLINTON**	Roque Rocky **DE LA FUENTE**	**"UNCOMMITTED"**	UNITED STATES SENATOR	Tom **RECKTENWALD**	Grant T. **SHORT**	Sellus **WILDER**	Jim **GRAY**	Rory **HOULIHAN**	Jeff **KENDER**	Ron **LEACH**
A101 North Brodhead		245	20	13		261	30		52	249		0	33	36	1	1		0	3	7	52	0	3	3
A102 North Mt. Vernon		142	12	10		152	17		39	138		1	10	18	1	1		1	1	5	17	0	0	3
B101 South Mt. Vernon		124	15	12		144	13		53	111		0	12	11	1	1		2	0	2	16	1	1	2
B102 West Mt. Vernon		199	14	16		221	25		74	179		0	14	28	1	3		1	1	0	38	2	1	1
~~B103 West Mt. Vernon~~																								
C101 Brown		230	24	23		222	55		59	239		1	27	24	0	6		0	0	9	37	1	4	1
C102 West Brodhead		197	16	17		212	25		45	201		0	25	20	0	1		1	3	4	29	0	1	3
C103 Bullock		49	2	6		46	12		20	42		0	3	0	0	2		0	1	0	2	0	0	0
D101 Conway		186	19	19		195	36		53	189		0	43	24	0	2		3	0	19	42	0	2	0
D102 Roundstone		120	19	8		134	14		22	131		0	23	5	1	0		0	1	10	16	0	0	0
D103 Climax		34	8	2		36	10		26	23		0	11	2	0	1		1	1	3	9	0	0	0
E101 East Mt. Vernon		114	17	12		131	20		52	105		0	15	22	0	1		1	1	5	25	0	0	0
E102 Orlando		97	11	5		113	9		46	83		0	5	10	0	2		0	0	3	10	2	1	0
E103 East Livingston		96	16	5		96	15		77	45		0	4	14	0	0		0	1	2	11	0	0	0
E104 Wildie		31	4	2		39	1		6	36		0	8	3	0	1		0	0	3	6	0	1	1
E105 West Livingston		47	4	12		52	14		43	26		0	12	7	0	0		0	0	2	11	0	1	1
Paper Abs. Ballot		26	2	2		28	5		9	25		0	0	9	0	0		0	1	1	7	0	0	0
Abs. Machine		26	1	0		27	1		7	24		0	9	5	0	0		0	0	3	10	0	0	1
ABSENTEE TOTAL		52	3	2		55	16		16	49		0	9	14	0	0		0	1	4	17	0	0	1
iVotronic Machine		1911	191	162		2054	296		667	1797		2	245	224	5	22		10	13	74	321	4	15	15
TOTAL		1963	194	164		2109	302		683	1846		2	254	238	5	22		10	14	78	338	4	15	16

Roekcastle County RECAPITULATION SHEET

Primary Election May 17, 2016 PRECINCT	UNITED STATES SENATOR	Rand **PAUL**	Stephen Howard **SLAUGHTER**	James R. **GOULD**	UNITED STATES REPRESENTATIVE IN CONGRESS	Harold "Hal" **ROGERS**	John **BURK JR.**	STATE REPRESENTATIVE	Buzz C. **CARLOFTIS**	Jonathan **SHELL**	PRESIDENT OF THE UNITED STATES	Martin J. **O'MALLEY**	Bernard "Bernie" **SANDERS**	Hillary **CLINTON**	Roque Rocky **DE LA FUENTE**	**"UNCOMMITTED"**	UNITED STATES SENATOR	Tom **RECKTENWALD**	Grant T. **SHORT**	Sellus **WILDER**	Jim **GRAY**	Rory **HOULIHAN**	Jeff **KENDER**	Ron **LEACH**
A101 North Brodhead		𝍸	𝍸	𝍸		𝍸	𝍸		𝍸	𝍸				𝍸					𝍸	𝍸				
A102 North Mt. Vernon		𝍸				𝍸			𝍸	𝍸				𝍸							𝍸			
B101 South Mt. Vernon		𝍸				𝍸				𝍸														
B102 West Mt. Vernon		𝍸				𝍸				𝍸														
B103 West Mt. Vernon		𝍸				𝍸				𝍸														
C101 Brown		𝍸				𝍸																		
C102 West Brodhead																								
C103 Bullock																								
D101 Conway																								
D102 Roundstone																								
D103 Climax																								
E101 East Mt. Vernon																								
E102 Orlando																								
E103 East Livingston																								
E104 Wildie																								
E105 West Livingston																								
Paper Abs. Ballot		26	2	2		28	5		9	25		6	0	9	0			0	1	1	7	0	0	0
Abs. Machine		26	1	0		27	1		7	24		0	9	5	0			0	0	3	10	0	0	1
ABSENTEE TOTAL		52	3	2		55	6		16	49		0	9	14	0			0	1	4	17	0	0	1
iVotronic Machine																								
TOTAL																								

Rockcastle County RECAPITULATION SHEET

Primary Election May 17, 2016 PRECINCT	UNITED STATES SENATOR	Rand **PAUL**	Stephen Howard **SLAUGHTER**	James R. **GOULD**	UNITED STATES REPRESENTATIVE IN CONGRESS	Harold "Hal" **ROGERS**	John **BURK JR.**	STATE REPRESENTATIVE	Buzz C. **CARLOFTIS**	Jonathan **SHELL**	PRESIDENT OF THE UNITED STATES	Martin J. **O'MALLEY**	Bernard "Bernie" **SANDERS**	Hillary **CLINTON**	Roque Rocky **DE LA FUENTE**	**"UNCOMMITTED"**	UNITED STATES SENATOR	Tom **RECKTENWALD**	Grant T. **SHORT**	Sellus **WILDER**	Jim **GRAY**	Rory **HOULIHAN**	Jeff **KENDER**	Ron **LEACH**
A101 North Brodhead		𝍸	11	11		𝍸	𝍸		𝍸	𝍸				𝍸					1	1	𝍸			
A102 North Mt. Vernon		𝍸				𝍸			1111	𝍸				111							11			
B101 South Mt. Vernon		𝍸				𝍸				𝍸														
B102 West Mt. Vernon		𝍸				𝍸				𝍸														
B103 West Mt. Vernon		𝍸				𝍸				𝍸														
C101 Brown		1				111																		
C102 West Brodhead																								
C103 Bullock																								
D101 Conway																								
D102 Roundstone																								
D103 Climax																								
E101 East Mt. Vernon																								
E102 Orlando																								
E103 East Livingston																								
E104 Wildie																								
E105 West Livingston																								
Paper Abs. Ballot		26	2	2		28	5		9	25		0	0	9	0			0	1	1	7	0	0	0
Abs. Machine		26	1	0		27	1		7	24		0	9	5	0			0	0	3	10	0	0	1
ABSENTEE TOTAL		52	3	2		55	6		16	49		0	9	14	0			0	1	4	17	0	0	1
iVotronic Machine																								
TOTAL																								

Absentee

Rockcastle County — RECAPITULATION SHEET

RECEIVED
MAY 27 [illegible]
State Board of [illegible]tions

Primary Election
May 17, 2016

PRECINCT

PRECINCT	UNITED STATES SENATOR	Rand **PAUL**	Stephen Howard **SLAUGHTER**	James R. **GOULD**	UNITED STATES REPRESENTATIVE IN CONGRESS	Harold "Hal" **ROGERS**	John **BURK JR.**	STATE REPRESENTATIVE	Buzz C. **CARLOFTIS**	Jonathan **SHELL**	PRESIDENT OF THE UNITED STATES	Martin J. **O'MALLEY**	Bernard "Bernie" **SANDERS**	Hillary **CLINTON**	Roque Rocky **DE LA FUENTE**	**"UNCOMMITTED"**	UNITED STATES SENATOR	Tom **RECKTENWALD**	Grant T. **SHORT**	Sellus **WILDER**	Jim **GRAY**	Rory **HOULIHAN**	Jeff **KENDER**	Ron **LEACH**
A101 North Brodhead		245	20	13		261	30		52	249		0	33	36	1	1		0	3	7	52	0	3	3
A102 North Mt. Vernon		142	12	10		152	17		39	138		1	10	18	1	1		1	1	5	17	0	0	3
B101 South Mt. Vernon		124	15	12		144	13		53	111		0	12	11	1	1		2	0	2	16	1	1	2
B102 West Mt. Vernon		199	14	16		221	25		74	179		0	14	28	1	3		1	1	0	38	2	1	1
~~B103 West Mt. Vernon~~																								
C101 Brown		230	24	23		222	55		59	239		1	27	24	0	6		0	0	9	37	1	4	1
C102 West Brodhead		197	16	17		212	25		45	201		0	25	20	0	1		1	3	4	29	0	1	3
C103 Bullock		49	2	6		46	12		20	42		0	3	0	0	2		0	1	0	2	0	0	0
D101 Conway		186	19	19		195	36		53	189		0	43	24	0	2		3	0	19	42	0	2	0
D102 Roundstone		120	19	8		134	14		22	131		0	23	5	1	0		0	1	10	16	0	0	0
D103 Climax		34	8	2		36	10		26	23		0	11	2	0	1		1	1	3	9	0	0	0
E101 East Mt. Vernon		114	17	12		131	20		52	105		0	15	22	0	1		1	1	5	25	0	0	0
E102 Orlando		97	11	5		113	9		46	83		0	5	10	0	2		0	0	3	10	2	1	0
E103 East Livingston		96	16	5		96	15		77	45		0	4	14	0	0		0	1	2	11	0	0	0
E104 Wildie		31	4	2		39	1		6	36		0	8	3	0	1		0	0	3	6	0	1	1
E105 West Livingston		47	4	12		52	14		43	26		0	12	7	0	0		0	0	2	11	0	1	1
Paper Abs. Ballot		26	2	2		28	5		9	25		0	0	9	0	0		0	1	1	7	0	0	0
Abs. Machine		26	1	0		27	1		7	24		0	9	5	0	0		0	0	3	10	0	0	1
ABSENTEE TOTAL		52	3	2		55	16		16	49		0	9	14	0	0		0	1	4	17	0	0	1
iVotronic Machine		1911	191	162		2054	296		667	1797		2	245	224	5	22		10	13	74	321	6	15	15
TOTAL		1963	194	164		2109	302		683	1846		2	254	238	5	22		10	14	78	338	6	15	16

Cumulative Report — Unofficial

PRESIDENTIAL PREFERENCE AND REGULAR PRIMARY — OFFICIAL BALLOT FOR ROWAN COUNTY — May 17, 2016

05/17/2016 07:11 PM

Total Number of Voters : 3,412 of 0 = 0.00%

Precincts Reporting 19 of 19 = 100.00%

Party	Candidate	Absentee		Early		Election		Total	
UNITED STATES SENATOR, Vote For 1									
	Rand PAUL	0	0.00%	0	0.00%	588	81.67%	588	81.67%
	Stephen Howard SLAUGHTER	0	0.00%	0	0.00%	51	7.08%	51	7.08%
	James R. GOULD	0	0.00%	0	0.00%	81	11.25%	81	11.25%
	Cast Votes:	0	0.00%	0	0.00%	720	97.96%	720	97.96%
	Over Votes:	0	0.00%	0	0.00%	0	0.00%	0	0.00%
	Under Votes:	0	0.00%	0	0.00%	15	2.04%	15	2.04%
UNITED STATES REPRESENTATIVE in CONGRESS 5th Congressional District, Vote For 1									
	Harold "Hal" ROGERS	0	0.00%	0	0.00%	599	84.49%	599	84.49%
	John BURK JR.	0	0.00%	0	0.00%	110	15.51%	110	15.51%
	Cast Votes:	0	0.00%	0	0.00%	709	96.46%	709	96.46%
	Over Votes:	0	0.00%	0	0.00%	0	0.00%	0	0.00%
	Under Votes:	0	0.00%	0	0.00%	26	3.54%	26	3.54%
STATE REPRESENTATIVE 99th Representative District, Vote For 1									
	Randy K. SMITH	0	0.00%	0	0.00%	276	38.66%	276	38.66%
	Wynetta "Wendy" FLETCHER	0	0.00%	0	0.00%	438	61.34%	438	61.34%
	Cast Votes:	0	0.00%	0	0.00%	714	97.14%	714	97.14%
	Over Votes:	0	0.00%	0	0.00%	0	0.00%	0	0.00%
	Under Votes:	0	0.00%	0	0.00%	21	2.86%	21	2.86%
PRESIDENT of the UNITED STATES, Vote For 1									
	Martin J. O'MALLEY	0	0.00%	0	0.00%	25	0.94%	25	0.94%
	Bernard "Bernie" SANDERS	0	0.00%	0	0.00%	1,363	51.24%	1,363	51.24%
	Hillary CLINTON	0	0.00%	0	0.00%	1,170	43.98%	1,170	43.98%
	Roque Rocky DE LA FUENTE	0	0.00%	0	0.00%	15	0.56%	15	0.56%
	"UNCOMMITTED"	0	0.00%	0	0.00%	87	3.27%	87	3.27%
	Cast Votes:	0	0.00%	0	0.00%	2,660	99.36%	2,660	99.36%
	Over Votes:	0	0.00%	0	0.00%	0	0.00%	0	0.00%
	Under Votes:	0	0.00%	0	0.00%	17	0.64%	17	0.64%

Cumulative Report — Unofficial

PRESIDENTIAL PREFERENCE AND REGULAR PRIMARY — OFFICIAL BALLOT FOR ROWAN COUNTY — May 17, 2016

05/17/2016 07:11 PM

Precincts Reporting 19 of 19 = 100.00%

Total Number of Voters : 3,412 of 0 = 0.00%

Party	Candidate	Absentee		Early		Election		Total	
UNITED STATES SENATOR, Vote For 1									
	Tom RECKTENWALD	0	0.00%	0	0.00%	38	1.51%	38	1.51%
	Grant T. SHORT	0	0.00%	0	0.00%	98	3.90%	98	3.90%
	Sellus WILDER	0	0.00%	0	0.00%	485	19.29%	485	19.29%
	Jim GRAY	0	0.00%	0	0.00%	1,746	69.45%	1,746	69.45%
	Rory HOULIHAN	0	0.00%	0	0.00%	25	0.99%	25	0.99%
	Jeff KENDER	0	0.00%	0	0.00%	57	2.27%	57	2.27%
	Ron LEACH	0	0.00%	0	0.00%	65	2.59%	65	2.59%
	Cast Votes:	0	0.00%	0	0.00%	2,514	93.91%	2,514	93.91%
	Over Votes:	0	0.00%	0	0.00%	0	0.00%	0	0.00%
	Under Votes:	0	0.00%	0	0.00%	163	6.09%	163	6.09%

Precinct Report — Unofficial

PRESIDENTIAL PREFERENCE AND REGULAR PRIMARY — OFFICIAL BALLOT FOR ROWAN COUNTY — May 17, 2016

05/17/2016 07:12 PM

Total Number of Voters : 3,412 of 0 = 0.00%

Precincts Reporting 19 of 19 = 100.00%

Party	Candidate	Absentee		Early		Election		Total	
Precinct AB (Ballots Cast: 117)									
UNITED STATES SENATOR, Vote For 1									
	Rand PAUL	0	0.00%	0	0.00%	17	85.00%	17	85.00%
	Stephen Howard SLAUGHTER	0	0.00%	0	0.00%	1	5.00%	1	5.00%
	James R. GOULD	0	0.00%	0	0.00%	2	10.00%	2	10.00%
	Cast Votes:	0	0.00%	0	0.00%	20	95.24%	20	95.24%
	Over Votes:	0	0.00%	0	0.00%	0	0.00%	0	0.00%
	Under Votes:	0	0.00%	0	0.00%	1	4.76%	1	4.76%
UNITED STATES REPRESENTATIVE in CONGRESS 5th Congressional District, Vote For 1									
	Harold "Hal" ROGERS	0	0.00%	0	0.00%	16	76.19%	16	76.19%
	John BURK JR.	0	0.00%	0	0.00%	5	23.81%	5	23.81%
	Cast Votes:	0	0.00%	0	0.00%	21	100.00%	21	100.00%
	Over Votes:	0	0.00%	0	0.00%	0	0.00%	0	0.00%
	Under Votes:	0	0.00%	0	0.00%	0	0.00%	0	0.00%
STATE REPRESENTATIVE 99th Representative District, Vote For 1									
	Randy K. SMITH	0	0.00%	0	0.00%	6	30.00%	6	30.00%
	Wynetta "Wendy" FLETCHER	0	0.00%	0	0.00%	14	70.00%	14	70.00%
	Cast Votes:	0	0.00%	0	0.00%	20	95.24%	20	95.24%
	Over Votes:	0	0.00%	0	0.00%	0	0.00%	0	0.00%
	Under Votes:	0	0.00%	0	0.00%	1	4.76%	1	4.76%
PRESIDENT of the UNITED STATES, Vote For 1									
	Martin J. O'MALLEY	0	0.00%	0	0.00%	3	3.16%	3	3.16%
	Bernard "Bernie" SANDERS	0	0.00%	0	0.00%	36	37.89%	36	37.89%
	Hillary CLINTON	0	0.00%	0	0.00%	49	51.58%	49	51.58%
	Roque Rocky DE LA FUENTE	0	0.00%	0	0.00%	2	2.11%	2	2.11%
	"UNCOMMITTED"	0	0.00%	0	0.00%	5	5.26%	5	5.26%
	Cast Votes:	0	0.00%	0	0.00%	95	98.96%	95	98.96%
	Over Votes:	0	0.00%	0	0.00%	0	0.00%	0	0.00%
	Under Votes:	0	0.00%	0	0.00%	1	1.04%	1	1.04%
UNITED STATES SENATOR, Vote For 1									
	Tom RECKTENWALD	0	0.00%	0	0.00%	1	1.19%	1	1.19%
	Grant T. SHORT	0	0.00%	0	0.00%	2	2.38%	2	2.38%
	Sellus WILDER	0	0.00%	0	0.00%	7	8.33%	7	8.33%
	Jim GRAY	0	0.00%	0	0.00%	64	76.19%	64	76.19%
	Rory HOULIHAN	0	0.00%	0	0.00%	3	3.57%	3	3.57%
	Jeff KENDER	0	0.00%	0	0.00%	2	2.38%	2	2.38%
	Ron LEACH	0	0.00%	0	0.00%	5	5.95%	5	5.95%
	Cast Votes:	0	0.00%	0	0.00%	84	87.50%	84	87.50%
	Over Votes:	0	0.00%	0	0.00%	0	0.00%	0	0.00%
	Under Votes:	0	0.00%	0	0.00%	12	12.50%	12	12.50%

Precinct Report — Unofficial

PRESIDENTIAL PREFERENCE AND REGULAR PRIMARY — OFFICIAL BALLOT FOR ROWAN COUNTY — May 17, 2016

05/17/2016 07:12 PM

Total Number of Voters : 3,412 of 0 = 0.00%

Precincts Reporting 19 of 19 = 100.00%

Party	Candidate	Absentee		Early		Election		Total	
Precinct A101 (Ballots Cast: 149)									
UNITED STATES SENATOR, Vote For 1									
	Rand PAUL	0	0.00%	0	0.00%	12	54.55%	12	54.55%
	Stephen Howard SLAUGHTER	0	0.00%	0	0.00%	2	9.09%	2	9.09%
	James R. GOULD	0	0.00%	0	0.00%	8	36.36%	8	36.36%
	Cast Votes:	0	0.00%	0	0.00%	22	100.00%	22	100.00%
	Over Votes:	0	0.00%	0	0.00%	0	0.00%	0	0.00%
	Under Votes:	0	0.00%	0	0.00%	0	0.00%	0	0.00%
UNITED STATES REPRESENTATIVE in CONGRESS 5th Congressional District, Vote For 1									
	Harold "Hal" ROGERS	0	0.00%	0	0.00%	19	90.48%	19	90.48%
	John BURK JR.	0	0.00%	0	0.00%	2	9.52%	2	9.52%
	Cast Votes:	0	0.00%	0	0.00%	21	95.45%	21	95.45%
	Over Votes:	0	0.00%	0	0.00%	0	0.00%	0	0.00%
	Under Votes:	0	0.00%	0	0.00%	1	4.55%	1	4.55%
STATE REPRESENTATIVE 99th Representative District, Vote For 1									
	Randy K. SMITH	0	0.00%	0	0.00%	3	15.79%	3	15.79%
	Wynetta "Wendy" FLETCHER	0	0.00%	0	0.00%	16	84.21%	16	84.21%
	Cast Votes:	0	0.00%	0	0.00%	19	86.36%	19	86.36%
	Over Votes:	0	0.00%	0	0.00%	0	0.00%	0	0.00%
	Under Votes:	0	0.00%	0	0.00%	3	13.64%	3	13.64%
PRESIDENT of the UNITED STATES, Vote For 1									
	Martin J. O'MALLEY	0	0.00%	0	0.00%	2	1.57%	2	1.57%
	Bernard "Bernie" SANDERS	0	0.00%	0	0.00%	54	42.52%	54	42.52%
	Hillary CLINTON	0	0.00%	0	0.00%	71	55.91%	71	55.91%
	Roque Rocky DE LA FUENTE	0	0.00%	0	0.00%	0	0.00%	0	0.00%
	"UNCOMMITTED"	0	0.00%	0	0.00%	0	0.00%	0	0.00%
	Cast Votes:	0	0.00%	0	0.00%	127	100.00%	127	100.00%
	Over Votes:	0	0.00%	0	0.00%	0	0.00%	0	0.00%
	Under Votes:	0	0.00%	0	0.00%	0	0.00%	0	0.00%
UNITED STATES SENATOR, Vote For 1									
	Tom RECKTENWALD	0	0.00%	0	0.00%	1	0.85%	1	0.85%
	Grant T. SHORT	0	0.00%	0	0.00%	1	0.85%	1	0.85%
	Sellus WILDER	0	0.00%	0	0.00%	21	17.95%	21	17.95%
	Jim GRAY	0	0.00%	0	0.00%	91	77.78%	91	77.78%
	Rory HOULIHAN	0	0.00%	0	0.00%	0	0.00%	0	0.00%
	Jeff KENDER	0	0.00%	0	0.00%	1	0.85%	1	0.85%
	Ron LEACH	0	0.00%	0	0.00%	2	1.71%	2	1.71%
	Cast Votes:	0	0.00%	0	0.00%	117	92.13%	117	92.13%
	Over Votes:	0	0.00%	0	0.00%	0	0.00%	0	0.00%
	Under Votes:	0	0.00%	0	0.00%	10	7.87%	10	7.87%

Precinct Report — Unofficial

PRESIDENTIAL PREFERENCE AND REGULAR PRIMARY — OFFICIAL BALLOT FOR ROWAN COUNTY — May 17, 2016

05/17/2016 07:12 PM

Total Number of Voters : 3,412 of 0 = 0.00%

Precincts Reporting 19 of 19 = 100.00%

Party	Candidate	Absentee		Early		Election		Total	
Precinct A102 (Ballots Cast: 260)									
UNITED STATES SENATOR, Vote For 1									
	Rand PAUL	0	0.00%	0	0.00%	67	88.16%	67	88.16%
	Stephen Howard SLAUGHTER	0	0.00%	0	0.00%	3	3.95%	3	3.95%
	James R. GOULD	0	0.00%	0	0.00%	6	7.89%	6	7.89%
	Cast Votes:	0	0.00%	0	0.00%	76	96.20%	76	96.20%
	Over Votes:	0	0.00%	0	0.00%	0	0.00%	0	0.00%
	Under Votes:	0	0.00%	0	0.00%	3	3.80%	3	3.80%
UNITED STATES REPRESENTATIVE in CONGRESS 5th Congressional District, Vote For 1									
	Harold "Hal" ROGERS	0	0.00%	0	0.00%	66	88.00%	66	88.00%
	John BURK JR.	0	0.00%	0	0.00%	9	12.00%	9	12.00%
	Cast Votes:	0	0.00%	0	0.00%	75	94.94%	75	94.94%
	Over Votes:	0	0.00%	0	0.00%	0	0.00%	0	0.00%
	Under Votes:	0	0.00%	0	0.00%	4	5.06%	4	5.06%
STATE REPRESENTATIVE 99th Representative District, Vote For 1									
	Randy K. SMITH	0	0.00%	0	0.00%	37	47.44%	37	47.44%
	Wynetta "Wendy" FLETCHER	0	0.00%	0	0.00%	41	52.56%	41	52.56%
	Cast Votes:	0	0.00%	0	0.00%	78	98.73%	78	98.73%
	Over Votes:	0	0.00%	0	0.00%	0	0.00%	0	0.00%
	Under Votes:	0	0.00%	0	0.00%	1	1.27%	1	1.27%
PRESIDENT of the UNITED STATES, Vote For 1									
	Martin J. O'MALLEY	0	0.00%	0	0.00%	0	0.00%	0	0.00%
	Bernard "Bernie" SANDERS	0	0.00%	0	0.00%	95	52.49%	95	52.49%
	Hillary CLINTON	0	0.00%	0	0.00%	76	41.99%	76	41.99%
	Roque Rocky DE LA FUENTE	0	0.00%	0	0.00%	2	1.10%	2	1.10%
	"UNCOMMITTED"	0	0.00%	0	0.00%	8	4.42%	8	4.42%
	Cast Votes:	0	0.00%	0	0.00%	181	100.00%	181	100.00%
	Over Votes:	0	0.00%	0	0.00%	0	0.00%	0	0.00%
	Under Votes:	0	0.00%	0	0.00%	0	0.00%	0	0.00%
UNITED STATES SENATOR, Vote For 1									
	Tom RECKTENWALD	0	0.00%	0	0.00%	1	0.58%	1	0.58%
	Grant T. SHORT	0	0.00%	0	0.00%	9	5.26%	9	5.26%
	Sellus WILDER	0	0.00%	0	0.00%	39	22.81%	39	22.81%
	Jim GRAY	0	0.00%	0	0.00%	111	64.91%	111	64.91%
	Rory HOULIHAN	0	0.00%	0	0.00%	1	0.58%	1	0.58%
	Jeff KENDER	0	0.00%	0	0.00%	7	4.09%	7	4.09%
	Ron LEACH	0	0.00%	0	0.00%	3	1.75%	3	1.75%
	Cast Votes:	0	0.00%	0	0.00%	171	94.48%	171	94.48%
	Over Votes:	0	0.00%	0	0.00%	0	0.00%	0	0.00%
	Under Votes:	0	0.00%	0	0.00%	10	5.52%	10	5.52%

Precinct Report — Unofficial

PRESIDENTIAL PREFERENCE AND REGULAR PRIMARY — OFFICIAL BALLOT FOR ROWAN COUNTY — May 17, 2016

05/17/2016 07:12 PM

Total Number of Voters : 3,412 of 0 = 0.00%

Precincts Reporting 19 of 19 = 100.00%

Party	Candidate	Absentee		Early		Election		Total	
Precinct A103 (Ballots Cast: 79)									
UNITED STATES SENATOR, Vote For 1									
	Rand PAUL	0	0.00%	0	0.00%	5	62.50%	5	62.50%
	Stephen Howard SLAUGHTER	0	0.00%	0	0.00%	2	25.00%	2	25.00%
	James R. GOULD	0	0.00%	0	0.00%	1	12.50%	1	12.50%
	Cast Votes:	0	0.00%	0	0.00%	8	88.89%	8	88.89%
	Over Votes:	0	0.00%	0	0.00%	0	0.00%	0	0.00%
	Under Votes:	0	0.00%	0	0.00%	1	11.11%	1	11.11%
UNITED STATES REPRESENTATIVE in CONGRESS 5th Congressional District, Vote For 1									
	Harold "Hal" ROGERS	0	0.00%	0	0.00%	8	100.00%	8	100.00%
	John BURK JR.	0	0.00%	0	0.00%	0	0.00%	0	0.00%
	Cast Votes:	0	0.00%	0	0.00%	8	88.89%	8	88.89%
	Over Votes:	0	0.00%	0	0.00%	0	0.00%	0	0.00%
	Under Votes:	0	0.00%	0	0.00%	1	11.11%	1	11.11%
STATE REPRESENTATIVE 99th Representative District, Vote For 1									
	Randy K. SMITH	0	0.00%	0	0.00%	2	22.22%	2	22.22%
	Wynetta "Wendy" FLETCHER	0	0.00%	0	0.00%	7	77.78%	7	77.78%
	Cast Votes:	0	0.00%	0	0.00%	9	100.00%	9	100.00%
	Over Votes:	0	0.00%	0	0.00%	0	0.00%	0	0.00%
	Under Votes:	0	0.00%	0	0.00%	0	0.00%	0	0.00%
PRESIDENT of the UNITED STATES, Vote For 1									
	Martin J. O'MALLEY	0	0.00%	0	0.00%	0	0.00%	0	0.00%
	Bernard "Bernie" SANDERS	0	0.00%	0	0.00%	42	60.87%	42	60.87%
	Hillary CLINTON	0	0.00%	0	0.00%	27	39.13%	27	39.13%
	Roque Rocky DE LA FUENTE	0	0.00%	0	0.00%	0	0.00%	0	0.00%
	"UNCOMMITTED"	0	0.00%	0	0.00%	0	0.00%	0	0.00%
	Cast Votes:	0	0.00%	0	0.00%	69	98.57%	69	98.57%
	Over Votes:	0	0.00%	0	0.00%	0	0.00%	0	0.00%
	Under Votes:	0	0.00%	0	0.00%	1	1.43%	1	1.43%
UNITED STATES SENATOR, Vote For 1									
	Tom RECKTENWALD	0	0.00%	0	0.00%	0	0.00%	0	0.00%
	Grant T. SHORT	0	0.00%	0	0.00%	2	3.03%	2	3.03%
	Sellus WILDER	0	0.00%	0	0.00%	23	34.85%	23	34.85%
	Jim GRAY	0	0.00%	0	0.00%	39	59.09%	39	59.09%
	Rory HOULIHAN	0	0.00%	0	0.00%	0	0.00%	0	0.00%
	Jeff KENDER	0	0.00%	0	0.00%	1	1.52%	1	1.52%
	Ron LEACH	0	0.00%	0	0.00%	1	1.52%	1	1.52%
	Cast Votes:	0	0.00%	0	0.00%	66	94.29%	66	94.29%
	Over Votes:	0	0.00%	0	0.00%	0	0.00%	0	0.00%
	Under Votes:	0	0.00%	0	0.00%	4	5.71%	4	5.71%

Precinct Report — Unofficial

PRESIDENTIAL PREFERENCE AND REGULAR PRIMARY — OFFICIAL BALLOT FOR ROWAN COUNTY — May 17, 2016

05/17/2016 07:12 PM

Total Number of Voters : 3,412 of 0 = 0.00%

Precincts Reporting 19 of 19 = 100.00%

Party	Candidate	Absentee		Early		Election		Total	
Precinct A105 (Ballots Cast: 94)									
UNITED STATES SENATOR, Vote For 1									
	Rand PAUL	0	0.00%	0	0.00%	10	71.43%	10	71.43%
	Stephen Howard SLAUGHTER	0	0.00%	0	0.00%	2	14.29%	2	14.29%
	James R. GOULD	0	0.00%	0	0.00%	2	14.29%	2	14.29%
	Cast Votes:	0	0.00%	0	0.00%	14	93.33%	14	93.33%
	Over Votes:	0	0.00%	0	0.00%	0	0.00%	0	0.00%
	Under Votes:	0	0.00%	0	0.00%	1	6.67%	1	6.67%
UNITED STATES REPRESENTATIVE in CONGRESS 5th Congressional District, Vote For 1									
	Harold "Hal" ROGERS	0	0.00%	0	0.00%	11	78.57%	11	78.57%
	John BURK JR.	0	0.00%	0	0.00%	3	21.43%	3	21.43%
	Cast Votes:	0	0.00%	0	0.00%	14	93.33%	14	93.33%
	Over Votes:	0	0.00%	0	0.00%	0	0.00%	0	0.00%
	Under Votes:	0	0.00%	0	0.00%	1	6.67%	1	6.67%
STATE REPRESENTATIVE 99th Representative District, Vote For 1									
	Randy K. SMITH	0	0.00%	0	0.00%	4	26.67%	4	26.67%
	Wynetta "Wendy" FLETCHER	0	0.00%	0	0.00%	11	73.33%	11	73.33%
	Cast Votes:	0	0.00%	0	0.00%	15	100.00%	15	100.00%
	Over Votes:	0	0.00%	0	0.00%	0	0.00%	0	0.00%
	Under Votes:	0	0.00%	0	0.00%	0	0.00%	0	0.00%
PRESIDENT of the UNITED STATES, Vote For 1									
	Martin J. O'MALLEY	0	0.00%	0	0.00%	0	0.00%	0	0.00%
	Bernard "Bernie" SANDERS	0	0.00%	0	0.00%	33	41.77%	33	41.77%
	Hillary CLINTON	0	0.00%	0	0.00%	45	56.96%	45	56.96%
	Roque Rocky DE LA FUENTE	0	0.00%	0	0.00%	0	0.00%	0	0.00%
	"UNCOMMITTED"	0	0.00%	0	0.00%	1	1.27%	1	1.27%
	Cast Votes:	0	0.00%	0	0.00%	79	100.00%	79	100.00%
	Over Votes:	0	0.00%	0	0.00%	0	0.00%	0	0.00%
	Under Votes:	0	0.00%	0	0.00%	0	0.00%	0	0.00%
UNITED STATES SENATOR, Vote For 1									
	Tom RECKTENWALD	0	0.00%	0	0.00%	0	0.00%	0	0.00%
	Grant T. SHORT	0	0.00%	0	0.00%	3	4.05%	3	4.05%
	Sellus WILDER	0	0.00%	0	0.00%	17	22.97%	17	22.97%
	Jim GRAY	0	0.00%	0	0.00%	51	68.92%	51	68.92%
	Rory HOULIHAN	0	0.00%	0	0.00%	1	1.35%	1	1.35%
	Jeff KENDER	0	0.00%	0	0.00%	1	1.35%	1	1.35%
	Ron LEACH	0	0.00%	0	0.00%	1	1.35%	1	1.35%
	Cast Votes:	0	0.00%	0	0.00%	74	93.67%	74	93.67%
	Over Votes:	0	0.00%	0	0.00%	0	0.00%	0	0.00%
	Under Votes:	0	0.00%	0	0.00%	5	6.33%	5	6.33%

Precinct Report — Unofficial

PRESIDENTIAL PREFERENCE AND REGULAR PRIMARY — OFFICIAL BALLOT FOR ROWAN COUNTY — May 17, 2016

05/17/2016 07:12 PM

Total Number of Voters : 3,412 of 0 = 0.00%

Precincts Reporting 19 of 19 = 100.00%

Party	Candidate	Absentee		Early		Election		Total	
Precinct A106 (Ballots Cast: 310)									
UNITED STATES SENATOR, Vote For 1									
	Rand PAUL	0	0.00%	0	0.00%	50	81.97%	50	81.97%
	Stephen Howard SLAUGHTER	0	0.00%	0	0.00%	4	6.56%	4	6.56%
	James R. GOULD	0	0.00%	0	0.00%	7	11.48%	7	11.48%
	Cast Votes:	0	0.00%	0	0.00%	61	98.39%	61	98.39%
	Over Votes:	0	0.00%	0	0.00%	0	0.00%	0	0.00%
	Under Votes:	0	0.00%	0	0.00%	1	1.61%	1	1.61%
UNITED STATES REPRESENTATIVE in CONGRESS 5th Congressional District, Vote For 1									
	Harold "Hal" ROGERS	0	0.00%	0	0.00%	49	80.33%	49	80.33%
	John BURK JR.	0	0.00%	0	0.00%	12	19.67%	12	19.67%
	Cast Votes:	0	0.00%	0	0.00%	61	98.39%	61	98.39%
	Over Votes:	0	0.00%	0	0.00%	0	0.00%	0	0.00%
	Under Votes:	0	0.00%	0	0.00%	1	1.61%	1	1.61%
STATE REPRESENTATIVE 99th Representative District, Vote For 1									
	Randy K. SMITH	0	0.00%	0	0.00%	20	33.90%	20	33.90%
	Wynetta "Wendy" FLETCHER	0	0.00%	0	0.00%	39	66.10%	39	66.10%
	Cast Votes:	0	0.00%	0	0.00%	59	95.16%	59	95.16%
	Over Votes:	0	0.00%	0	0.00%	0	0.00%	0	0.00%
	Under Votes:	0	0.00%	0	0.00%	3	4.84%	3	4.84%
PRESIDENT of the UNITED STATES, Vote For 1									
	Martin J. O'MALLEY	0	0.00%	0	0.00%	4	1.63%	4	1.63%
	Bernard "Bernie" SANDERS	0	0.00%	0	0.00%	125	50.81%	125	50.81%
	Hillary CLINTON	0	0.00%	0	0.00%	109	44.31%	109	44.31%
	Roque Rocky DE LA FUENTE	0	0.00%	0	0.00%	0	0.00%	0	0.00%
	"UNCOMMITTED"	0	0.00%	0	0.00%	8	3.25%	8	3.25%
	Cast Votes:	0	0.00%	0	0.00%	246	99.19%	246	99.19%
	Over Votes:	0	0.00%	0	0.00%	0	0.00%	0	0.00%
	Under Votes:	0	0.00%	0	0.00%	2	0.81%	2	0.81%
UNITED STATES SENATOR, Vote For 1									
	Tom RECKTENWALD	0	0.00%	0	0.00%	9	3.80%	9	3.80%
	Grant T. SHORT	0	0.00%	0	0.00%	8	3.38%	8	3.38%
	Sellus WILDER	0	0.00%	0	0.00%	38	16.03%	38	16.03%
	Jim GRAY	0	0.00%	0	0.00%	168	70.89%	168	70.89%
	Rory HOULIHAN	0	0.00%	0	0.00%	2	0.84%	2	0.84%
	Jeff KENDER	0	0.00%	0	0.00%	6	2.53%	6	2.53%
	Ron LEACH	0	0.00%	0	0.00%	6	2.53%	6	2.53%
	Cast Votes:	0	0.00%	0	0.00%	237	95.56%	237	95.56%
	Over Votes:	0	0.00%	0	0.00%	0	0.00%	0	0.00%
	Under Votes:	0	0.00%	0	0.00%	11	4.44%	11	4.44%

otal Number of Voters : 3,412 of 0 = 0.00%

Precincts Reporting 19 of 19 = 100.00%

Party	Candidate	Absentee		Early		Election		Total	
Precinct B102 (Ballots Cast: 108)									
UNITED STATES SENATOR, Vote For 1									
	Rand PAUL	0	0.00%	0	0.00%	16	84.21%	16	84.21%
	Stephen Howard SLAUGHTER	0	0.00%	0	0.00%	1	5.26%	1	5.26%
	James R. GOULD	0	0.00%	0	0.00%	2	10.53%	2	10.53%
	Cast Votes:	0	0.00%	0	0.00%	19	100.00%	19	100.00%
	Over Votes:	0	0.00%	0	0.00%	0	0.00%	0	0.00%
	Under Votes:	0	0.00%	0	0.00%	0	0.00%	0	0.00%
UNITED STATES REPRESENTATIVE in CONGRESS 5th Congressional District, Vote For 1									
	Harold "Hal" ROGERS	0	0.00%	0	0.00%	14	77.78%	14	77.78%
	John BURK JR.	0	0.00%	0	0.00%	4	22.22%	4	22.22%
	Cast Votes:	0	0.00%	0	0.00%	18	94.74%	18	94.74%
	Over Votes:	0	0.00%	0	0.00%	0	0.00%	0	0.00%
	Under Votes:	0	0.00%	0	0.00%	1	5.26%	1	5.26%
STATE REPRESENTATIVE 99th Representative District, Vote For 1									
	Randy K. SMITH	0	0.00%	0	0.00%	10	55.56%	10	55.56%
	Wynetta "Wendy" FLETCHER	0	0.00%	0	0.00%	8	44.44%	8	44.44%
	Cast Votes:	0	0.00%	0	0.00%	18	94.74%	18	94.74%
	Over Votes:	0	0.00%	0	0.00%	0	0.00%	0	0.00%
	Under Votes:	0	0.00%	0	0.00%	1	5.26%	1	5.26%
PRESIDENT of the UNITED STATES, Vote For 1									
	Martin J. O'MALLEY	0	0.00%	0	0.00%	1	1.16%	1	1.16%
	Bernard "Bernie" SANDERS	0	0.00%	0	0.00%	36	41.86%	36	41.86%
	Hillary CLINTON	0	0.00%	0	0.00%	42	48.84%	42	48.84%
	Roque Rocky DE LA FUENTE	0	0.00%	0	0.00%	2	2.33%	2	2.33%
	"UNCOMMITTED"	0	0.00%	0	0.00%	5	5.81%	5	5.81%
	Cast Votes:	0	0.00%	0	0.00%	86	96.63%	86	96.63%
	Over Votes:	0	0.00%	0	0.00%	0	0.00%	0	0.00%
	Under Votes:	0	0.00%	0	0.00%	3	3.37%	3	3.37%
UNITED STATES SENATOR, Vote For 1									
	Tom RECKTENWALD	0	0.00%	0	0.00%	0	0.00%	0	0.00%
	Grant T. SHORT	0	0.00%	0	0.00%	4	4.76%	4	4.76%
	Sellus WILDER	0	0.00%	0	0.00%	10	11.90%	10	11.90%
	Jim GRAY	0	0.00%	0	0.00%	66	78.57%	66	78.57%
	Rory HOULIHAN	0	0.00%	0	0.00%	0	0.00%	0	0.00%
	Jeff KENDER	0	0.00%	0	0.00%	1	1.19%	1	1.19%
	Ron LEACH	0	0.00%	0	0.00%	3	3.57%	3	3.57%
	Cast Votes:	0	0.00%	0	0.00%	84	94.38%	84	94.38%
	Over Votes:	0	0.00%	0	0.00%	0	0.00%	0	0.00%
	Under Votes:	0	0.00%	0	0.00%	5	5.62%	5	5.62%

Total Number of Voters : 3,412 of 0 = 0.00%

Precincts Reporting 19 of 19 = 100.00%

Party	Candidate	Absentee		Early		Election		Total	
Precinct B104 (Ballots Cast: 265)									
UNITED STATES SENATOR, Vote For 1									
	Rand PAUL	0	0.00%	0	0.00%	49	80.33%	49	80.33%
	Stephen Howard SLAUGHTER	0	0.00%	0	0.00%	4	6.56%	4	6.56%
	James R. GOULD	0	0.00%	0	0.00%	8	13.11%	8	13.11%
	Cast Votes:	0	0.00%	0	0.00%	61	98.39%	61	98.39%
	Over Votes:	0	0.00%	0	0.00%	0	0.00%	0	0.00%
	Under Votes:	0	0.00%	0	0.00%	1	1.61%	1	1.61%
UNITED STATES REPRESENTATIVE in CONGRESS 5th Congressional District, Vote For 1									
	Harold "Hal" ROGERS	0	0.00%	0	0.00%	54	90.00%	54	90.00%
	John BURK JR.	0	0.00%	0	0.00%	6	10.00%	6	10.00%
	Cast Votes:	0	0.00%	0	0.00%	60	96.77%	60	96.77%
	Over Votes:	0	0.00%	0	0.00%	0	0.00%	0	0.00%
	Under Votes:	0	0.00%	0	0.00%	2	3.23%	2	3.23%
STATE REPRESENTATIVE 99th Representative District, Vote For 1									
	Randy K. SMITH	0	0.00%	0	0.00%	24	38.71%	24	38.71%
	Wynetta "Wendy" FLETCHER	0	0.00%	0	0.00%	38	61.29%	38	61.29%
	Cast Votes:	0	0.00%	0	0.00%	62	100.00%	62	100.00%
	Over Votes:	0	0.00%	0	0.00%	0	0.00%	0	0.00%
	Under Votes:	0	0.00%	0	0.00%	0	0.00%	0	0.00%
PRESIDENT of the UNITED STATES, Vote For 1									
	Martin J. O'MALLEY	0	0.00%	0	0.00%	2	0.99%	2	0.99%
	Bernard "Bernie" SANDERS	0	0.00%	0	0.00%	101	49.75%	101	49.75%
	Hillary CLINTON	0	0.00%	0	0.00%	95	46.80%	95	46.80%
	Roque Rocky DE LA FUENTE	0	0.00%	0	0.00%	3	1.48%	3	1.48%
	"UNCOMMITTED"	0	0.00%	0	0.00%	2	0.99%	2	0.99%
	Cast Votes:	0	0.00%	0	0.00%	203	100.00%	203	100.00%
	Over Votes:	0	0.00%	0	0.00%	0	0.00%	0	0.00%
	Under Votes:	0	0.00%	0	0.00%	0	0.00%	0	0.00%
UNITED STATES SENATOR, Vote For 1									
	Tom RECKTENWALD	0	0.00%	0	0.00%	4	2.05%	4	2.05%
	Grant T. SHORT	0	0.00%	0	0.00%	3	1.54%	3	1.54%
	Sellus WILDER	0	0.00%	0	0.00%	39	20.00%	39	20.00%
	Jim GRAY	0	0.00%	0	0.00%	138	70.77%	138	70.77%
	Rory HOULIHAN	0	0.00%	0	0.00%	3	1.54%	3	1.54%
	Jeff KENDER	0	0.00%	0	0.00%	3	1.54%	3	1.54%
	Ron LEACH	0	0.00%	0	0.00%	5	2.56%	5	2.56%
	Cast Votes:	0	0.00%	0	0.00%	195	96.06%	195	96.06%
	Over Votes:	0	0.00%	0	0.00%	0	0.00%	0	0.00%
	Under Votes:	0	0.00%	0	0.00%	8	3.94%	8	3.94%

Precinct Report — Unofficial

PRESIDENTIAL PREFERENCE AND REGULAR PRIMARY — OFFICIAL BALLOT FOR ROWAN COUNTY — May 17, 2016

05/17/2016 07:12 PM

Total Number of Voters : 3,412 of 0 = 0.00%

Precincts Reporting 19 of 19 = 100.00%

Party	Candidate	Absentee		Early		Election		Total	
Precinct B105 (Ballots Cast: 273)									
UNITED STATES SENATOR, Vote For 1									
	Rand PAUL	0	0.00%	0	0.00%	40	75.47%	40	75.47%
	Stephen Howard SLAUGHTER	0	0.00%	0	0.00%	3	5.66%	3	5.66%
	James R. GOULD	0	0.00%	0	0.00%	10	18.87%	10	18.87%
	Cast Votes:	0	0.00%	0	0.00%	53	98.15%	53	98.15%
	Over Votes:	0	0.00%	0	0.00%	0	0.00%	0	0.00%
	Under Votes:	0	0.00%	0	0.00%	1	1.85%	1	1.85%
UNITED STATES REPRESENTATIVE in CONGRESS 5th Congressional District, Vote For 1									
	Harold "Hal" ROGERS	0	0.00%	0	0.00%	45	86.54%	45	86.54%
	John BURK JR.	0	0.00%	0	0.00%	7	13.46%	7	13.46%
	Cast Votes:	0	0.00%	0	0.00%	52	96.30%	52	96.30%
	Over Votes:	0	0.00%	0	0.00%	0	0.00%	0	0.00%
	Under Votes:	0	0.00%	0	0.00%	2	3.70%	2	3.70%
STATE REPRESENTATIVE 99th Representative District, Vote For 1									
	Randy K. SMITH	0	0.00%	0	0.00%	23	43.40%	23	43.40%
	Wynetta "Wendy" FLETCHER	0	0.00%	0	0.00%	30	56.60%	30	56.60%
	Cast Votes:	0	0.00%	0	0.00%	53	98.15%	53	98.15%
	Over Votes:	0	0.00%	0	0.00%	0	0.00%	0	0.00%
	Under Votes:	0	0.00%	0	0.00%	1	1.85%	1	1.85%
PRESIDENT of the UNITED STATES, Vote For 1									
	Martin J. O'MALLEY	0	0.00%	0	0.00%	1	0.46%	1	0.46%
	Bernard "Bernie" SANDERS	0	0.00%	0	0.00%	115	52.51%	115	52.51%
	Hillary CLINTON	0	0.00%	0	0.00%	97	44.29%	97	44.29%
	Roque Rocky DE LA FUENTE	0	0.00%	0	0.00%	0	0.00%	0	0.00%
	"UNCOMMITTED"	0	0.00%	0	0.00%	6	2.74%	6	2.74%
	Cast Votes:	0	0.00%	0	0.00%	219	100.00%	219	100.00%
	Over Votes:	0	0.00%	0	0.00%	0	0.00%	0	0.00%
	Under Votes:	0	0.00%	0	0.00%	0	0.00%	0	0.00%
UNITED STATES SENATOR, Vote For 1									
	Tom RECKTENWALD	0	0.00%	0	0.00%	3	1.43%	3	1.43%
	Grant T. SHORT	0	0.00%	0	0.00%	7	3.33%	7	3.33%
	Sellus WILDER	0	0.00%	0	0.00%	45	21.43%	45	21.43%
	Jim GRAY	0	0.00%	0	0.00%	143	68.10%	143	68.10%
	Rory HOULIHAN	0	0.00%	0	0.00%	1	0.48%	1	0.48%
	Jeff KENDER	0	0.00%	0	0.00%	7	3.33%	7	3.33%
	Ron LEACH	0	0.00%	0	0.00%	4	1.90%	4	1.90%
	Cast Votes:	0	0.00%	0	0.00%	210	95.89%	210	95.89%
	Over Votes:	0	0.00%	0	0.00%	0	0.00%	0	0.00%
	Under Votes:	0	0.00%	0	0.00%	9	4.11%	9	4.11%

Precinct Report — Unofficial

PRESIDENTIAL PREFERENCE AND REGULAR PRIMARY — OFFICIAL BALLOT FOR ROWAN COUNTY — May 17, 2016

05/17/2016 07:12 PM

otal Number of Voters : 3,412 of 0 = 0.00%

Precincts Reporting 19 of 19 = 100.00%

Party	Candidate	Absentee		Early		Election		Total	
Precinct B106 (Ballots Cast: 406)									
UNITED STATES SENATOR, Vote For 1									
	Rand PAUL	0	0.00%	0	0.00%	108	90.00%	108	90.00%
	Stephen Howard SLAUGHTER	0	0.00%	0	0.00%	3	2.50%	3	2.50%
	James R. GOULD	0	0.00%	0	0.00%	9	7.50%	9	7.50%
	Cast Votes:	0	0.00%	0	0.00%	120	98.36%	120	98.36%
	Over Votes:	0	0.00%	0	0.00%	0	0.00%	0	0.00%
	Under Votes:	0	0.00%	0	0.00%	2	1.64%	2	1.64%
UNITED STATES REPRESENTATIVE in CONGRESS 5th Congressional District, Vote For 1									
	Harold "Hal" ROGERS	0	0.00%	0	0.00%	111	92.50%	111	92.50%
	John BURK JR.	0	0.00%	0	0.00%	9	7.50%	9	7.50%
	Cast Votes:	0	0.00%	0	0.00%	120	98.36%	120	98.36%
	Over Votes:	0	0.00%	0	0.00%	0	0.00%	0	0.00%
	Under Votes:	0	0.00%	0	0.00%	2	1.64%	2	1.64%
STATE REPRESENTATIVE 99th Representative District, Vote For 1									
	Randy K. SMITH	0	0.00%	0	0.00%	33	27.97%	33	27.97%
	Wynetta "Wendy" FLETCHER	0	0.00%	0	0.00%	85	72.03%	85	72.03%
	Cast Votes:	0	0.00%	0	0.00%	118	96.72%	118	96.72%
	Over Votes:	0	0.00%	0	0.00%	0	0.00%	0	0.00%
	Under Votes:	0	0.00%	0	0.00%	4	3.28%	4	3.28%
PRESIDENT of the UNITED STATES, Vote For 1									
	Martin J. O'MALLEY	0	0.00%	0	0.00%	4	1.42%	4	1.42%
	Bernard "Bernie" SANDERS	0	0.00%	0	0.00%	154	54.80%	154	54.80%
	Hillary CLINTON	0	0.00%	0	0.00%	107	38.08%	107	38.08%
	Roque Rocky DE LA FUENTE	0	0.00%	0	0.00%	2	0.71%	2	0.71%
	"UNCOMMITTED"	0	0.00%	0	0.00%	14	4.98%	14	4.98%
	Cast Votes:	0	0.00%	0	0.00%	281	98.94%	281	98.94%
	Over Votes:	0	0.00%	0	0.00%	0	0.00%	0	0.00%
	Under Votes:	0	0.00%	0	0.00%	3	1.06%	3	1.06%
UNITED STATES SENATOR, Vote For 1									
	Tom RECKTENWALD	0	0.00%	0	0.00%	5	1.85%	5	1.85%
	Grant T. SHORT	0	0.00%	0	0.00%	15	5.56%	15	5.56%
	Sellus WILDER	0	0.00%	0	0.00%	49	18.15%	49	18.15%
	Jim GRAY	0	0.00%	0	0.00%	191	70.74%	191	70.74%
	Rory HOULIHAN	0	0.00%	0	0.00%	0	0.00%	0	0.00%
	Jeff KENDER	0	0.00%	0	0.00%	3	1.11%	3	1.11%
	Ron LEACH	0	0.00%	0	0.00%	7	2.59%	7	2.59%
	Cast Votes:	0	0.00%	0	0.00%	270	95.07%	270	95.07%
	Over Votes:	0	0.00%	0	0.00%	0	0.00%	0	0.00%
	Under Votes:	0	0.00%	0	0.00%	14	4.93%	14	4.93%

Precinct Report — Unofficial

PRESIDENTIAL PREFERENCE AND REGULAR PRIMARY — OFFICIAL BALLOT FOR ROWAN COUNTY — May 17, 2016

05/17/2016 07:12 PM

Total Number of Voters : 3,412 of 0 = 0.00%

Precincts Reporting 19 of 19 = 100.00%

Party	Candidate	Absentee		Early		Election		Total	
Precinct C101 (Ballots Cast: 252)									
UNITED STATES SENATOR, Vote For 1									
	Rand PAUL	0	0.00%	0	0.00%	33	82.50%	33	82.50%
	Stephen Howard SLAUGHTER	0	0.00%	0	0.00%	3	7.50%	3	7.50%
	James R. GOULD	0	0.00%	0	0.00%	4	10.00%	4	10.00%
	Cast Votes:	0	0.00%	0	0.00%	40	97.56%	40	97.56%
	Over Votes:	0	0.00%	0	0.00%	0	0.00%	0	0.00%
	Under Votes:	0	0.00%	0	0.00%	1	2.44%	1	2.44%
UNITED STATES REPRESENTATIVE in CONGRESS 5th Congressional District, Vote For 1									
	Harold "Hal" ROGERS	0	0.00%	0	0.00%	33	84.62%	33	84.62%
	John BURK JR.	0	0.00%	0	0.00%	6	15.38%	6	15.38%
	Cast Votes:	0	0.00%	0	0.00%	39	95.12%	39	95.12%
	Over Votes:	0	0.00%	0	0.00%	0	0.00%	0	0.00%
	Under Votes:	0	0.00%	0	0.00%	2	4.88%	2	4.88%
STATE REPRESENTATIVE 99th Representative District, Vote For 1									
	Randy K. SMITH	0	0.00%	0	0.00%	15	38.46%	15	38.46%
	Wynetta "Wendy" FLETCHER	0	0.00%	0	0.00%	24	61.54%	24	61.54%
	Cast Votes:	0	0.00%	0	0.00%	39	95.12%	39	95.12%
	Over Votes:	0	0.00%	0	0.00%	0	0.00%	0	0.00%
	Under Votes:	0	0.00%	0	0.00%	2	4.88%	2	4.88%
PRESIDENT of the UNITED STATES, Vote For 1									
	Martin J. O'MALLEY	0	0.00%	0	0.00%	2	0.95%	2	0.95%
	Bernard "Bernie" SANDERS	0	0.00%	0	0.00%	103	49.05%	103	49.05%
	Hillary CLINTON	0	0.00%	0	0.00%	94	44.76%	94	44.76%
	Roque Rocky DE LA FUENTE	0	0.00%	0	0.00%	2	0.95%	2	0.95%
	"UNCOMMITTED"	0	0.00%	0	0.00%	9	4.29%	9	4.29%
	Cast Votes:	0	0.00%	0	0.00%	210	99.53%	210	99.53%
	Over Votes:	0	0.00%	0	0.00%	0	0.00%	0	0.00%
	Under Votes:	0	0.00%	0	0.00%	1	0.47%	1	0.47%
UNITED STATES SENATOR, Vote For 1									
	Tom RECKTENWALD	0	0.00%	0	0.00%	4	2.03%	4	2.03%
	Grant T. SHORT	0	0.00%	0	0.00%	7	3.55%	7	3.55%
	Sellus WILDER	0	0.00%	0	0.00%	32	16.24%	32	16.24%
	Jim GRAY	0	0.00%	0	0.00%	139	70.56%	139	70.56%
	Rory HOULIHAN	0	0.00%	0	0.00%	1	0.51%	1	0.51%
	Jeff KENDER	0	0.00%	0	0.00%	5	2.54%	5	2.54%
	Ron LEACH	0	0.00%	0	0.00%	9	4.57%	9	4.57%
	Cast Votes:	0	0.00%	0	0.00%	197	93.36%	197	93.36%
	Over Votes:	0	0.00%	0	0.00%	0	0.00%	0	0.00%
	Under Votes:	0	0.00%	0	0.00%	14	6.64%	14	6.64%

Precinct Report — Unofficial

PRESIDENTIAL PREFERENCE AND REGULAR PRIMARY — OFFICIAL BALLOT FOR ROWAN COUNTY — May 17, 2016

05/17/2016 07:12 PM

Total Number of Voters : 3,412 of 0 = 0.00%

Precincts Reporting 19 of 19 = 100.00%

Party	Candidate	Absentee		Early		Election		Total	
Precinct C102 (Ballots Cast: 99)									
UNITED STATES SENATOR, Vote For 1									
	Rand PAUL	0	0.00%	0	0.00%	11	73.33%	11	73.33%
	Stephen Howard SLAUGHTER	0	0.00%	0	0.00%	2	13.33%	2	13.33%
	James R. GOULD	0	0.00%	0	0.00%	2	13.33%	2	13.33%
	Cast Votes:	0	0.00%	0	0.00%	15	93.75%	15	93.75%
	Over Votes:	0	0.00%	0	0.00%	0	0.00%	0	0.00%
	Under Votes:	0	0.00%	0	0.00%	1	6.25%	1	6.25%
UNITED STATES REPRESENTATIVE in CONGRESS 5th Congressional District, Vote For 1									
	Harold "Hal" ROGERS	0	0.00%	0	0.00%	14	87.50%	14	87.50%
	John BURK JR.	0	0.00%	0	0.00%	2	12.50%	2	12.50%
	Cast Votes:	0	0.00%	0	0.00%	16	100.00%	16	100.00%
	Over Votes:	0	0.00%	0	0.00%	0	0.00%	0	0.00%
	Under Votes:	0	0.00%	0	0.00%	0	0.00%	0	0.00%
STATE REPRESENTATIVE 99th Representative District, Vote For 1									
	Randy K. SMITH	0	0.00%	0	0.00%	9	56.25%	9	56.25%
	Wynetta "Wendy" FLETCHER	0	0.00%	0	0.00%	7	43.75%	7	43.75%
	Cast Votes:	0	0.00%	0	0.00%	16	100.00%	16	100.00%
	Over Votes:	0	0.00%	0	0.00%	0	0.00%	0	0.00%
	Under Votes:	0	0.00%	0	0.00%	0	0.00%	0	0.00%
PRESIDENT of the UNITED STATES, Vote For 1									
	Martin J. O'MALLEY	0	0.00%	0	0.00%	0	0.00%	0	0.00%
	Bernard "Bernie" SANDERS	0	0.00%	0	0.00%	59	71.08%	59	71.08%
	Hillary CLINTON	0	0.00%	0	0.00%	24	28.92%	24	28.92%
	Roque Rocky DE LA FUENTE	0	0.00%	0	0.00%	0	0.00%	0	0.00%
	"UNCOMMITTED"	0	0.00%	0	0.00%	0	0.00%	0	0.00%
	Cast Votes:	0	0.00%	0	0.00%	83	100.00%	83	100.00%
	Over Votes:	0	0.00%	0	0.00%	0	0.00%	0	0.00%
	Under Votes:	0	0.00%	0	0.00%	0	0.00%	0	0.00%
UNITED STATES SENATOR, Vote For 1									
	Tom RECKTENWALD	0	0.00%	0	0.00%	0	0.00%	0	0.00%
	Grant T. SHORT	0	0.00%	0	0.00%	4	5.00%	4	5.00%
	Sellus WILDER	0	0.00%	0	0.00%	19	23.75%	19	23.75%
	Jim GRAY	0	0.00%	0	0.00%	55	68.75%	55	68.75%
	Rory HOULIHAN	0	0.00%	0	0.00%	1	1.25%	1	1.25%
	Jeff KENDER	0	0.00%	0	0.00%	1	1.25%	1	1.25%
	Ron LEACH	0	0.00%	0	0.00%	0	0.00%	0	0.00%
	Cast Votes:	0	0.00%	0	0.00%	80	96.39%	80	96.39%
	Over Votes:	0	0.00%	0	0.00%	0	0.00%	0	0.00%
	Under Votes:	0	0.00%	0	0.00%	3	3.61%	3	3.61%

Total Number of Voters : 3,412 of 0 = 0.00%

Precincts Reporting 19 of 19 = 100.00%

Party	Candidate	Absentee		Early		Election		Total	
Precinct C103 (Ballots Cast: 83)									
UNITED STATES SENATOR, Vote For 1									
	Rand PAUL	0	0.00%	0	0.00%	9	100.00%	9	100.00%
	Stephen Howard SLAUGHTER	0	0.00%	0	0.00%	0	0.00%	0	0.00%
	James R. GOULD	0	0.00%	0	0.00%	0	0.00%	0	0.00%
	Cast Votes:	0	0.00%	0	0.00%	9	90.00%	9	90.00%
	Over Votes:	0	0.00%	0	0.00%	0	0.00%	0	0.00%
	Under Votes:	0	0.00%	0	0.00%	1	10.00%	1	10.00%
UNITED STATES REPRESENTATIVE in CONGRESS 5th Congressional District, Vote For 1									
	Harold "Hal" ROGERS	0	0.00%	0	0.00%	8	88.89%	8	88.89%
	John BURK JR.	0	0.00%	0	0.00%	1	11.11%	1	11.11%
	Cast Votes:	0	0.00%	0	0.00%	9	90.00%	9	90.00%
	Over Votes:	0	0.00%	0	0.00%	0	0.00%	0	0.00%
	Under Votes:	0	0.00%	0	0.00%	1	10.00%	1	10.00%
STATE REPRESENTATIVE 99th Representative District, Vote For 1									
	Randy K. SMITH	0	0.00%	0	0.00%	3	33.33%	3	33.33%
	Wynetta "Wendy" FLETCHER	0	0.00%	0	0.00%	6	66.67%	6	66.67%
	Cast Votes:	0	0.00%	0	0.00%	9	90.00%	9	90.00%
	Over Votes:	0	0.00%	0	0.00%	0	0.00%	0	0.00%
	Under Votes:	0	0.00%	0	0.00%	1	10.00%	1	10.00%
PRESIDENT of the UNITED STATES, Vote For 1									
	Martin J. O'MALLEY	0	0.00%	0	0.00%	0	0.00%	0	0.00%
	Bernard "Bernie" SANDERS	0	0.00%	0	0.00%	39	53.42%	39	53.42%
	Hillary CLINTON	0	0.00%	0	0.00%	31	42.47%	31	42.47%
	Roque Rocky DE LA FUENTE	0	0.00%	0	0.00%	0	0.00%	0	0.00%
	"UNCOMMITTED"	0	0.00%	0	0.00%	3	4.11%	3	4.11%
	Cast Votes:	0	0.00%	0	0.00%	73	100.00%	73	100.00%
	Over Votes:	0	0.00%	0	0.00%	0	0.00%	0	0.00%
	Under Votes:	0	0.00%	0	0.00%	0	0.00%	0	0.00%
UNITED STATES SENATOR, Vote For 1									
	Tom RECKTENWALD	0	0.00%	0	0.00%	0	0.00%	0	0.00%
	Grant T. SHORT	0	0.00%	0	0.00%	4	6.06%	4	6.06%
	Sellus WILDER	0	0.00%	0	0.00%	14	21.21%	14	21.21%
	Jim GRAY	0	0.00%	0	0.00%	39	59.09%	39	59.09%
	Rory HOULIHAN	0	0.00%	0	0.00%	2	3.03%	2	3.03%
	Jeff KENDER	0	0.00%	0	0.00%	2	3.03%	2	3.03%
	Ron LEACH	0	0.00%	0	0.00%	5	7.58%	5	7.58%
	Cast Votes:	0	0.00%	0	0.00%	66	90.41%	66	90.41%
	Over Votes:	0	0.00%	0	0.00%	0	0.00%	0	0.00%
	Under Votes:	0	0.00%	0	0.00%	7	9.59%	7	9.59%

Precinct Report — Unofficial

PRESIDENTIAL PREFERENCE AND REGULAR PRIMARY — OFFICIAL BALLOT FOR ROWAN COUNTY — May 17, 2016

05/17/2016 07:12 PM

Total Number of Voters : 3,412 of 0 = 0.00%

Precincts Reporting 19 of 19 = 100.00%

Party	Candidate	Absentee		Early		Election		Total	
Precinct C104 (Ballots Cast: 125)									
UNITED STATES SENATOR, Vote For 1									
	Rand PAUL	0	0.00%	0	0.00%	35	89.74%	35	89.74%
	Stephen Howard SLAUGHTER	0	0.00%	0	0.00%	1	2.56%	1	2.56%
	James R. GOULD	0	0.00%	0	0.00%	3	7.69%	3	7.69%
	Cast Votes:	0	0.00%	0	0.00%	39	100.00%	39	100.00%
	Over Votes:	0	0.00%	0	0.00%	0	0.00%	0	0.00%
	Under Votes:	0	0.00%	0	0.00%	0	0.00%	0	0.00%
UNITED STATES REPRESENTATIVE in CONGRESS 5th Congressional District, Vote For 1									
	Harold "Hal" ROGERS	0	0.00%	0	0.00%	29	74.36%	29	74.36%
	John BURK JR.	0	0.00%	0	0.00%	10	25.64%	10	25.64%
	Cast Votes:	0	0.00%	0	0.00%	39	100.00%	39	100.00%
	Over Votes:	0	0.00%	0	0.00%	0	0.00%	0	0.00%
	Under Votes:	0	0.00%	0	0.00%	0	0.00%	0	0.00%
STATE REPRESENTATIVE 99th Representative District, Vote For 1									
	Randy K. SMITH	0	0.00%	0	0.00%	14	35.90%	14	35.90%
	Wynetta "Wendy" FLETCHER	0	0.00%	0	0.00%	25	64.10%	25	64.10%
	Cast Votes:	0	0.00%	0	0.00%	39	100.00%	39	100.00%
	Over Votes:	0	0.00%	0	0.00%	0	0.00%	0	0.00%
	Under Votes:	0	0.00%	0	0.00%	0	0.00%	0	0.00%
PRESIDENT of the UNITED STATES, Vote For 1									
	Martin J. O'MALLEY	0	0.00%	0	0.00%	3	3.53%	3	3.53%
	Bernard "Bernie" SANDERS	0	0.00%	0	0.00%	46	54.12%	46	54.12%
	Hillary CLINTON	0	0.00%	0	0.00%	34	40.00%	34	40.00%
	Roque Rocky DE LA FUENTE	0	0.00%	0	0.00%	0	0.00%	0	0.00%
	"UNCOMMITTED"	0	0.00%	0	0.00%	2	2.35%	2	2.35%
	Cast Votes:	0	0.00%	0	0.00%	85	98.84%	85	98.84%
	Over Votes:	0	0.00%	0	0.00%	0	0.00%	0	0.00%
	Under Votes:	0	0.00%	0	0.00%	1	1.16%	1	1.16%
UNITED STATES SENATOR, Vote For 1									
	Tom RECKTENWALD	0	0.00%	0	0.00%	1	1.25%	1	1.25%
	Grant T. SHORT	0	0.00%	0	0.00%	3	3.75%	3	3.75%
	Sellus WILDER	0	0.00%	0	0.00%	17	21.25%	17	21.25%
	Jim GRAY	0	0.00%	0	0.00%	54	67.50%	54	67.50%
	Rory HOULIHAN	0	0.00%	0	0.00%	0	0.00%	0	0.00%
	Jeff KENDER	0	0.00%	0	0.00%	1	1.25%	1	1.25%
	Ron LEACH	0	0.00%	0	0.00%	4	5.00%	4	5.00%
	Cast Votes:	0	0.00%	0	0.00%	80	93.02%	80	93.02%
	Over Votes:	0	0.00%	0	0.00%	0	0.00%	0	0.00%
	Under Votes:	0	0.00%	0	0.00%	6	6.98%	6	6.98%

Precinct Report — Unofficial

PRESIDENTIAL PREFERENCE AND REGULAR PRIMARY — OFFICIAL BALLOT FOR ROWAN COUNTY — May 17, 2016

05/17/2016 07:12 PM

Total Number of Voters : 3,412 of 0 = 0.00%

Precincts Reporting 19 of 19 = 100.00%

Party	Candidate	Absentee		Early		Election		Total	
Precinct C106 (Ballots Cast: 178)									
UNITED STATES SENATOR, Vote For 1									
	Rand PAUL	0	0.00%	0	0.00%	29	74.36%	29	74.36%
	Stephen Howard SLAUGHTER	0	0.00%	0	0.00%	5	12.82%	5	12.82%
	James R. GOULD	0	0.00%	0	0.00%	5	12.82%	5	12.82%
	Cast Votes:	0	0.00%	0	0.00%	39	100.00%	39	100.00%
	Over Votes:	0	0.00%	0	0.00%	0	0.00%	0	0.00%
	Under Votes:	0	0.00%	0	0.00%	0	0.00%	0	0.00%
UNITED STATES REPRESENTATIVE in CONGRESS 5th Congressional District, Vote For 1									
	Harold "Hal" ROGERS	0	0.00%	0	0.00%	32	82.05%	32	82.05%
	John BURK JR.	0	0.00%	0	0.00%	7	17.95%	7	17.95%
	Cast Votes:	0	0.00%	0	0.00%	39	100.00%	39	100.00%
	Over Votes:	0	0.00%	0	0.00%	0	0.00%	0	0.00%
	Under Votes:	0	0.00%	0	0.00%	0	0.00%	0	0.00%
STATE REPRESENTATIVE 99th Representative District, Vote For 1									
	Randy K. SMITH	0	0.00%	0	0.00%	16	41.03%	16	41.03%
	Wynetta "Wendy" FLETCHER	0	0.00%	0	0.00%	23	58.97%	23	58.97%
	Cast Votes:	0	0.00%	0	0.00%	39	100.00%	39	100.00%
	Over Votes:	0	0.00%	0	0.00%	0	0.00%	0	0.00%
	Under Votes:	0	0.00%	0	0.00%	0	0.00%	0	0.00%
PRESIDENT of the UNITED STATES, Vote For 1									
	Martin J. O'MALLEY	0	0.00%	0	0.00%	1	0.72%	1	0.72%
	Bernard "Bernie" SANDERS	0	0.00%	0	0.00%	82	59.42%	82	59.42%
	Hillary CLINTON	0	0.00%	0	0.00%	52	37.68%	52	37.68%
	Roque Rocky DE LA FUENTE	0	0.00%	0	0.00%	0	0.00%	0	0.00%
	"UNCOMMITTED"	0	0.00%	0	0.00%	3	2.17%	3	2.17%
	Cast Votes:	0	0.00%	0	0.00%	138	99.28%	138	99.28%
	Over Votes:	0	0.00%	0	0.00%	0	0.00%	0	0.00%
	Under Votes:	0	0.00%	0	0.00%	1	0.72%	1	0.72%
UNITED STATES SENATOR, Vote For 1									
	Tom RECKTENWALD	0	0.00%	0	0.00%	2	1.55%	2	1.55%
	Grant T. SHORT	0	0.00%	0	0.00%	4	3.10%	4	3.10%
	Sellus WILDER	0	0.00%	0	0.00%	30	23.26%	30	23.26%
	Jim GRAY	0	0.00%	0	0.00%	89	68.99%	89	68.99%
	Rory HOULIHAN	0	0.00%	0	0.00%	1	0.78%	1	0.78%
	Jeff KENDER	0	0.00%	0	0.00%	1	0.78%	1	0.78%
	Ron LEACH	0	0.00%	0	0.00%	2	1.55%	2	1.55%
	Cast Votes:	0	0.00%	0	0.00%	129	92.81%	129	92.81%
	Over Votes:	0	0.00%	0	0.00%	0	0.00%	0	0.00%
	Under Votes:	0	0.00%	0	0.00%	10	7.19%	10	7.19%

Precinct Report — Unofficial

PRESIDENTIAL PREFERENCE AND REGULAR PRIMARY — OFFICIAL BALLOT FOR ROWAN COUNTY — May 17, 2016

05/17/2016 07:12 PM

Total Number of Voters : 3,412 of 0 = 0.00%

Precincts Reporting 19 of 19 = 100.00%

Party	Candidate	Absentee		Early		Election		Total	
Precinct D101 (Ballots Cast: 65)									
UNITED STATES SENATOR, Vote For 1									
	Rand PAUL	0	0.00%	0	0.00%	7	100.00%	7	100.00%
	Stephen Howard SLAUGHTER	0	0.00%	0	0.00%	0	0.00%	0	0.00%
	James R. GOULD	0	0.00%	0	0.00%	0	0.00%	0	0.00%
	Cast Votes:	0	0.00%	0	0.00%	7	87.50%	7	87.50%
	Over Votes:	0	0.00%	0	0.00%	0	0.00%	0	0.00%
	Under Votes:	0	0.00%	0	0.00%	1	12.50%	1	12.50%
UNITED STATES REPRESENTATIVE in CONGRESS 5th Congressional District, Vote For 1									
	Harold "Hal" ROGERS	0	0.00%	0	0.00%	6	75.00%	6	75.00%
	John BURK JR.	0	0.00%	0	0.00%	2	25.00%	2	25.00%
	Cast Votes:	0	0.00%	0	0.00%	8	100.00%	8	100.00%
	Over Votes:	0	0.00%	0	0.00%	0	0.00%	0	0.00%
	Under Votes:	0	0.00%	0	0.00%	0	0.00%	0	0.00%
STATE REPRESENTATIVE 99th Representative District, Vote For 1									
	Randy K. SMITH	0	0.00%	0	0.00%	5	62.50%	5	62.50%
	Wynetta "Wendy" FLETCHER	0	0.00%	0	0.00%	3	37.50%	3	37.50%
	Cast Votes:	0	0.00%	0	0.00%	8	100.00%	8	100.00%
	Over Votes:	0	0.00%	0	0.00%	0	0.00%	0	0.00%
	Under Votes:	0	0.00%	0	0.00%	0	0.00%	0	0.00%
PRESIDENT of the UNITED STATES, Vote For 1									
	Martin J. O'MALLEY	0	0.00%	0	0.00%	0	0.00%	0	0.00%
	Bernard "Bernie" SANDERS	0	0.00%	0	0.00%	32	56.14%	32	56.14%
	Hillary CLINTON	0	0.00%	0	0.00%	23	40.35%	23	40.35%
	Roque Rocky DE LA FUENTE	0	0.00%	0	0.00%	0	0.00%	0	0.00%
	"UNCOMMITTED"	0	0.00%	0	0.00%	2	3.51%	2	3.51%
	Cast Votes:	0	0.00%	0	0.00%	57	100.00%	57	100.00%
	Over Votes:	0	0.00%	0	0.00%	0	0.00%	0	0.00%
	Under Votes:	0	0.00%	0	0.00%	0	0.00%	0	0.00%
UNITED STATES SENATOR, Vote For 1									
	Tom RECKTENWALD	0	0.00%	0	0.00%	1	1.89%	1	1.89%
	Grant T. SHORT	0	0.00%	0	0.00%	3	5.66%	3	5.66%
	Sellus WILDER	0	0.00%	0	0.00%	20	37.74%	20	37.74%
	Jim GRAY	0	0.00%	0	0.00%	26	49.06%	26	49.06%
	Rory HOULIHAN	0	0.00%	0	0.00%	0	0.00%	0	0.00%
	Jeff KENDER	0	0.00%	0	0.00%	3	5.66%	3	5.66%
	Ron LEACH	0	0.00%	0	0.00%	0	0.00%	0	0.00%
	Cast Votes:	0	0.00%	0	0.00%	53	92.98%	53	92.98%
	Over Votes:	0	0.00%	0	0.00%	0	0.00%	0	0.00%
	Under Votes:	0	0.00%	0	0.00%	4	7.02%	4	7.02%

Precinct Report — Unofficial

PRESIDENTIAL PREFERENCE AND REGULAR PRIMARY — OFFICIAL BALLOT FOR ROWAN COUNTY — May 17, 2016

05/17/2016 07:12 PM

Total Number of Voters : 3,412 of 0 = 0.00%

Precincts Reporting 19 of 19 = 100.00%

Party	Candidate	Absentee		Early		Election		Total	
Precinct D102 (Ballots Cast: 191)									
UNITED STATES SENATOR, Vote For 1									
	Rand PAUL	0	0.00%	0	0.00%	22	75.86%	22	75.86%
	Stephen Howard SLAUGHTER	0	0.00%	0	0.00%	3	10.34%	3	10.34%
	James R. GOULD	0	0.00%	0	0.00%	4	13.79%	4	13.79%
	Cast Votes:	0	0.00%	0	0.00%	29	100.00%	29	100.00%
	Over Votes:	0	0.00%	0	0.00%	0	0.00%	0	0.00%
	Under Votes:	0	0.00%	0	0.00%	0	0.00%	0	0.00%
UNITED STATES REPRESENTATIVE in CONGRESS 5th Congressional District, Vote For 1									
	Harold "Hal" ROGERS	0	0.00%	0	0.00%	24	88.89%	24	88.89%
	John BURK JR.	0	0.00%	0	0.00%	3	11.11%	3	11.11%
	Cast Votes:	0	0.00%	0	0.00%	27	93.10%	27	93.10%
	Over Votes:	0	0.00%	0	0.00%	0	0.00%	0	0.00%
	Under Votes:	0	0.00%	0	0.00%	2	6.90%	2	6.90%
STATE REPRESENTATIVE 99th Representative District, Vote For 1									
	Randy K. SMITH	0	0.00%	0	0.00%	10	37.04%	10	37.04%
	Wynetta "Wendy" FLETCHER	0	0.00%	0	0.00%	17	62.96%	17	62.96%
	Cast Votes:	0	0.00%	0	0.00%	27	93.10%	27	93.10%
	Over Votes:	0	0.00%	0	0.00%	0	0.00%	0	0.00%
	Under Votes:	0	0.00%	0	0.00%	2	6.90%	2	6.90%
PRESIDENT of the UNITED STATES, Vote For 1									
	Martin J. O'MALLEY	0	0.00%	0	0.00%	1	0.62%	1	0.62%
	Bernard "Bernie" SANDERS	0	0.00%	0	0.00%	74	45.96%	74	45.96%
	Hillary CLINTON	0	0.00%	0	0.00%	76	47.20%	76	47.20%
	Roque Rocky DE LA FUENTE	0	0.00%	0	0.00%	1	0.62%	1	0.62%
	"UNCOMMITTED"	0	0.00%	0	0.00%	9	5.59%	9	5.59%
	Cast Votes:	0	0.00%	0	0.00%	161	99.38%	161	99.38%
	Over Votes:	0	0.00%	0	0.00%	0	0.00%	0	0.00%
	Under Votes:	0	0.00%	0	0.00%	1	0.62%	1	0.62%
UNITED STATES SENATOR, Vote For 1									
	Tom RECKTENWALD	0	0.00%	0	0.00%	1	0.67%	1	0.67%
	Grant T. SHORT	0	0.00%	0	0.00%	6	4.03%	6	4.03%
	Sellus WILDER	0	0.00%	0	0.00%	21	14.09%	21	14.09%
	Jim GRAY	0	0.00%	0	0.00%	110	73.83%	110	73.83%
	Rory HOULIHAN	0	0.00%	0	0.00%	4	2.68%	4	2.68%
	Jeff KENDER	0	0.00%	0	0.00%	4	2.68%	4	2.68%
	Ron LEACH	0	0.00%	0	0.00%	3	2.01%	3	2.01%
	Cast Votes:	0	0.00%	0	0.00%	149	91.98%	149	91.98%
	Over Votes:	0	0.00%	0	0.00%	0	0.00%	0	0.00%
	Under Votes:	0	0.00%	0	0.00%	13	8.02%	13	8.02%

Precinct Report — Unofficial

PRESIDENTIAL PREFERENCE AND REGULAR PRIMARY — OFFICIAL BALLOT FOR ROWAN COUNTY — May 17, 2016

05/17/2016 07:12 PM

Total Number of Voters : 3,412 of 0 = 0.00%

Precincts Reporting 19 of 19 = 100.00%

Party	Candidate	Absentee		Early		Election		Total	
Precinct D103 (Ballots Cast: 234)									
UNITED STATES SENATOR, Vote For 1									
	Rand PAUL	0	0.00%	0	0.00%	47	75.81%	47	75.81%
	Stephen Howard SLAUGHTER	0	0.00%	0	0.00%	12	19.35%	12	19.35%
	James R. GOULD	0	0.00%	0	0.00%	3	4.84%	3	4.84%
	Cast Votes:	0	0.00%	0	0.00%	62	100.00%	62	100.00%
	Over Votes:	0	0.00%	0	0.00%	0	0.00%	0	0.00%
	Under Votes:	0	0.00%	0	0.00%	0	0.00%	0	0.00%
UNITED STATES REPRESENTATIVE in CONGRESS 5th Congressional District, Vote For 1									
	Harold "Hal" ROGERS	0	0.00%	0	0.00%	38	65.52%	38	65.52%
	John BURK JR.	0	0.00%	0	0.00%	20	34.48%	20	34.48%
	Cast Votes:	0	0.00%	0	0.00%	58	93.55%	58	93.55%
	Over Votes:	0	0.00%	0	0.00%	0	0.00%	0	0.00%
	Under Votes:	0	0.00%	0	0.00%	4	6.45%	4	6.45%
STATE REPRESENTATIVE 99th Representative District, Vote For 1									
	Randy K. SMITH	0	0.00%	0	0.00%	30	49.18%	30	49.18%
	Wynetta "Wendy" FLETCHER	0	0.00%	0	0.00%	31	50.82%	31	50.82%
	Cast Votes:	0	0.00%	0	0.00%	61	98.39%	61	98.39%
	Over Votes:	0	0.00%	0	0.00%	0	0.00%	0	0.00%
	Under Votes:	0	0.00%	0	0.00%	1	1.61%	1	1.61%
PRESIDENT of the UNITED STATES, Vote For 1									
	Martin J. O'MALLEY	0	0.00%	0	0.00%	0	0.00%	0	0.00%
	Bernard "Bernie" SANDERS	0	0.00%	0	0.00%	77	45.03%	77	45.03%
	Hillary CLINTON	0	0.00%	0	0.00%	86	50.29%	86	50.29%
	Roque Rocky DE LA FUENTE	0	0.00%	0	0.00%	1	0.58%	1	0.58%
	"UNCOMMITTED"	0	0.00%	0	0.00%	7	4.09%	7	4.09%
	Cast Votes:	0	0.00%	0	0.00%	171	99.42%	171	99.42%
	Over Votes:	0	0.00%	0	0.00%	0	0.00%	0	0.00%
	Under Votes:	0	0.00%	0	0.00%	1	0.58%	1	0.58%
UNITED STATES SENATOR, Vote For 1									
	Tom RECKTENWALD	0	0.00%	0	0.00%	3	1.88%	3	1.88%
	Grant T. SHORT	0	0.00%	0	0.00%	8	5.00%	8	5.00%
	Sellus WILDER	0	0.00%	0	0.00%	24	15.00%	24	15.00%
	Jim GRAY	0	0.00%	0	0.00%	118	73.75%	118	73.75%
	Rory HOULIHAN	0	0.00%	0	0.00%	2	1.25%	2	1.25%
	Jeff KENDER	0	0.00%	0	0.00%	4	2.50%	4	2.50%
	Ron LEACH	0	0.00%	0	0.00%	1	0.63%	1	0.63%
	Cast Votes:	0	0.00%	0	0.00%	160	93.02%	160	93.02%
	Over Votes:	0	0.00%	0	0.00%	0	0.00%	0	0.00%
	Under Votes:	0	0.00%	0	0.00%	12	6.98%	12	6.98%

Precinct Report — Unofficial

PRESIDENTIAL PREFERENCE AND REGULAR PRIMARY — OFFICIAL BALLOT FOR ROWAN COUNTY — May 17, 2016

05/17/2016 07:12 PM

Total Number of Voters : 3,412 of 0 = 0.00%

Precincts Reporting 19 of 19 = 100.00%

Party	Candidate	Absentee		Early		Election		Total	
Precinct D104 (Ballots Cast: 124)									
UNITED STATES SENATOR, Vote For 1									
	Rand PAUL	0	0.00%	0	0.00%	21	80.77%	21	80.77%
	Stephen Howard SLAUGHTER	0	0.00%	0	0.00%	0	0.00%	0	0.00%
	James R. GOULD	0	0.00%	0	0.00%	5	19.23%	5	19.23%
	Cast Votes:	0	0.00%	0	0.00%	26	100.00%	26	100.00%
	Over Votes:	0	0.00%	0	0.00%	0	0.00%	0	0.00%
	Under Votes:	0	0.00%	0	0.00%	0	0.00%	0	0.00%
UNITED STATES REPRESENTATIVE in CONGRESS 5th Congressional District, Vote For 1									
	Harold "Hal" ROGERS	0	0.00%	0	0.00%	22	91.67%	22	91.67%
	John BURK JR.	0	0.00%	0	0.00%	2	8.33%	2	8.33%
	Cast Votes:	0	0.00%	0	0.00%	24	92.31%	24	92.31%
	Over Votes:	0	0.00%	0	0.00%	0	0.00%	0	0.00%
	Under Votes:	0	0.00%	0	0.00%	2	7.69%	2	7.69%
STATE REPRESENTATIVE 99th Representative District, Vote For 1									
	Randy K. SMITH	0	0.00%	0	0.00%	12	48.00%	12	48.00%
	Wynetta "Wendy" FLETCHER	0	0.00%	0	0.00%	13	52.00%	13	52.00%
	Cast Votes:	0	0.00%	0	0.00%	25	96.15%	25	96.15%
	Over Votes:	0	0.00%	0	0.00%	0	0.00%	0	0.00%
	Under Votes:	0	0.00%	0	0.00%	1	3.85%	1	3.85%
PRESIDENT of the UNITED STATES, Vote For 1									
	Martin J. O'MALLEY	0	0.00%	0	0.00%	1	1.04%	1	1.04%
	Bernard "Bernie" SANDERS	0	0.00%	0	0.00%	60	62.50%	60	62.50%
	Hillary CLINTON	0	0.00%	0	0.00%	32	33.33%	32	33.33%
	Roque Rocky DE LA FUENTE	0	0.00%	0	0.00%	0	0.00%	0	0.00%
	"UNCOMMITTED"	0	0.00%	0	0.00%	3	3.13%	3	3.13%
	Cast Votes:	0	0.00%	0	0.00%	96	97.96%	96	97.96%
	Over Votes:	0	0.00%	0	0.00%	0	0.00%	0	0.00%
	Under Votes:	0	0.00%	0	0.00%	2	2.04%	2	2.04%
UNITED STATES SENATOR, Vote For 1									
	Tom RECKTENWALD	0	0.00%	0	0.00%	2	2.17%	2	2.17%
	Grant T. SHORT	0	0.00%	0	0.00%	5	5.43%	5	5.43%
	Sellus WILDER	0	0.00%	0	0.00%	20	21.74%	20	21.74%
	Jim GRAY	0	0.00%	0	0.00%	54	58.70%	54	58.70%
	Rory HOULIHAN	0	0.00%	0	0.00%	3	3.26%	3	3.26%
	Jeff KENDER	0	0.00%	0	0.00%	4	4.35%	4	4.35%
	Ron LEACH	0	0.00%	0	0.00%	4	4.35%	4	4.35%
	Cast Votes:	0	0.00%	0	0.00%	92	93.88%	92	93.88%
	Over Votes:	0	0.00%	0	0.00%	0	0.00%	0	0.00%
	Under Votes:	0	0.00%	0	0.00%	6	6.12%	6	6.12%

RECEIVED
JUN 23 2016
State Board of Elections

1/2
06-23-2016
09:37:02 a.m.
270-343-4700

PRIMARY ELECTION
RUSSELL COUNTY - 1ST. CONG. DIST.
RECAPITULATION SHEET
MAY 17, 2016

	ABSENTEE			LAKE			JAMESTOWN			ELLER			ROWENA			BRYAN			ESTO			SALEM			ELI			IRVINS			JABEZ		
	Mail-In	Walk-In	Total	eSlate	eScan	Total	eSlate	eScan	Total	eSlate	eScan	Total	eSlate	eScan	Total	eSlate	eScan	Total	eSlate	eScan	Total	eSlate	eScan	Total	eSlate	eScan	Total	eSlate	eScan	Total	eSlate	eScan	Total
UNITED STATES SENATOR - REP																																	
James R. GOULD	4	14	18		8	8	3	11	14	1	25	26		11	11		12	12		34	34	1	20	21	6	9	15	0	16	16		8	8
Rand PAUL	9	37	46		77	77	15	70	85	14	100	114		69	69		78	78		164	164	3	136	139	31	34	65	5	124	129		41	41
Stephen Howard SLAUGHTER	1	1	2		3	3	2	5	7	0	7	7		5	5		10	10		7	7	0	12	12	2	6	8	0	5	5		6	6
U.S. REP. in CONGRESS - 1st Cong. Dist. - REP																																	
Mike PAPE	1	5	6		7	7	2	13	15	2	18	20		10	10		12	12		19	19	0	11	11	4	1	5	0	7	7		10	10
Miles A. CAUGHEY JR.	0	0	0		3	3	0	1	1	0	1	1		1	1		5	5		2	2	0	0	0	1	1	2	0	2	2		0	0
Jason BATTS	0	5	5		4	4	0	5	5	5	8	13		13	13		8	8		16	16	0	21	21	2	3	5	0	6	6		5	5
James R. COMER	15	42	57		77	77	19	67	86	8	108	116		72	72		78	78		171	171	5	148	153	34	48	82	6	139	145		43	43
PRESIDENT of the UNITED STATES - DEM																																	
Martin J. O'MALLEY	0	0	0		0	0	0	0	0	0	0	0		1	1		0	0		2	2	0	0	0	0	1	1	0	0	0		1	1
Bernard "Bernie" SANDERS	3	9	12		31	31	4	17	21	3	18	21		20	20		16	16		34	34	0	32	32	6	10	16	0	16	16		17	17
Hillary CLINTON	11	20	31		27	27	0	29	29	2	13	15		26	26		15	15		25	25	0	17	17	11	10	21	0	16	16		11	11
Roque Rocky DE LA FUENTE	0	1	1		0	0	0	0	0	0	0	0		0	0		1	1		0	0	0	0	0	0	0	0	0	0	0		0	0
"UNCOMMITTED"	0	1	1		0	0	0	1	1	0	1	1		2	2		3	3		4	4	0	2	2	1	1	2	0	1	1		2	2
UNITED STATES SENATOR - DEM																																	
Jim GRAY	9	24	33		41	41	2	40	42	5	20	25		35	35		23	23		44	44	0	35	35	14	18	32	0	22	22		20	20
Rory HOULIHAN	0	0	0		4	4	0	0	0	0	0	0		2	2		2	2		1	1	0	1	1	0	0	0	0	1	1		0	0
Jeff KENDER	2	1	3		2	2	0	1	1	0	2	2		1	1		5	5		4	4	0	2	2	1	1	2	0	0	0		1	1
Ron LEACH	1	0	1		5	5	0	0	0	0	3	3		4	4		0	0		5	5	0	10	10	1	0	1	0	2	2		2	2
Tom RECKTENWALD	0	1	1		0	0	0	1	1	0	0	0		1	1		0	0		2	2	0	1	1	0	0	0	0	2	2		0	0
Grant T. SHORT	0	0	0		1	1	0	0	0	0	0	0		1	1		1	1		0	0	0	1	1	0	0	0	0	1	1		1	1
Sellus WILDER	0	3	3		3	3	2	3	5	0	2	2		2	2		1	1		4	4	0	1	1	1	1	2	0	2	2		1	1
U.S. REP. in CONGRESS - 1st Cong. Dist. - DEM																																	
Tom OSBORNE	9	12	21		32	32	1	32	33	4	10	14		20	20		17	17		29	29	0	30	30	8	12	20	0	11	11		11	11
Samuel L. GASKINS	1	11	12		18	18	3	7	10	1	15	16		23	23		11	11		23	23	0	18	18	7	7	14	0	15	15		9	9

RECEIVED
JUN 23 2016
State Board of Elections

PRIMARY ELECTION
RUSSELL COUNTY - 1ST. CONG. DIST.
RECAPITULATION SHEET
MAY 17, 2016

	FONTHILL			WEBBS			ROYVILLE			CITY HALL			PARKWAY			MIDDLETOWN			GRAND TOTAL
	eSlate	eScan	Total	eSlate	eScan	Total	eSlate	eScan	Total	eSlate	eScan	Total	eSlate	eScan	Total	eSlate	eScan	Total	
UNITED STATES SENATOR - REP																			
James R. GOULD		20	20		23	23		15	15		29	29		12	12	3	10	13	295
Rand PAUL		95	95		115	115		88	88		113	113		55	55	28	43	71	1544
Stephen Howard SLAUGHTER		6	6		5	5		4	4		9	9		0	0	1	2	3	99
U.S. REP. in CONGRESS - 1st Cong. Dist. - REP																			
Mike PAPE		18	18		32	32		5	5		15	15		5	5	3	9	12	309
Miles A. CAUGHEY JR.		0	0		0	0		0	0		8	8		1	1	1	1	2	20
Jason BATTS		15	15		9	9		10	10		7	7		4	4	4	4	8	153
James R. COMER		91	91		106	106		95	95		123	123		58	58	23	41	64	1649
PRESIDENT of the UNITED STATES - DEM																			
Martin J. O'MALLEY		0	0		1	1		0	0		1	1		0	0	0	0	0	7
Bernard "Bernie" SANDERS		25	25		14	14		14	14		26	26		9	9	4	4	8	332
Hillary CLINTON		23	23		15	15		8	8		37	37		18	18	2	7	9	343
Roque Rocky DE LA FUENTE		0	0		0	0		1	1		0	0		0	0	0	1	1	4
"UNCOMMITTED"		1	1		0	0		1	1		1	1		2	2	0	1	1	25
UNITED STATES SENATOR - DEM																			
Jim GRAY		33	33		20	20		19	19		40	40		23	23	3	9	12	489
Rory HOULIHAN		1	1		1	1		1	1		4	4		0	0	0	0	0	18
Jeff KENDER		4	4		2	2		2	2		6	6		2	2	0	0	0	39
Ron LEACH		6	6		2	2		1	1		3	3		1	1	0	1	1	47
Tom RECKTENWALD		1	1		0	0		0	0		1	1		0	0	0	0	0	10
Grant T. SHORT		0	0		0	0		0	0		3	3		2	2	0	1	1	12
Sellus WILDER		3	3		2	2		1	1		4	4		0	0	2	3	5	40
U.S. REP. in CONGRESS - 1st Cong. Dist. - DEM																			
Tom OSBORNE		26	26		15	15		11	11		31	31		19	19	4	6	10	350
Samuel L. GASKINS		17	17		9	9		10	10		25	25		7	7	1	6	7	244

270-343-4700

PRIMARY ELECTION SCOTT COUNTY RECAPITULATION SHEET MAY 17, 2016		UNITED STATES SENATOR - REP			U.S. REP. in CONGRESS - 6th Cong. Dist. - REP		STATE REP. - 78th Rep. Dist. - REP (Mark HART unopposed for Primary due to withdraw of Pierce)		PRESIDENT of the UNITED STATES - DEM					UNITED STATES SENATOR - DEM							U.S. REP. in CONGRESS - 6th Cong. Dist. - DEM		
		Stephen Howard SLAUGHTER	James R. GOULD	Rand PAUL	Roger Q. BRILL	Andy BARR	Mark HART	Sam PIERCE (withdrew)	Martin J. O'MALLEY	Bernard "Bernie" SANDERS	Hillary CLINTON	Roque Rocky DE LA FUENTE	"UNCOMMITTED"	Grant T. SHORT	Sellus WILDER	Jim GRAY	Rory HOULIHAN	Jeff KENDER	Ron LEACH	Tom RECKTENWALD	Nancy Jo KEMPER	COBLENZ (withdrew)	Geoffrey M. "Geoff" YOUNG
ABSENTEE	eSlate Walk-In	4	1	53	16	43	4	3	0	38	56	0	7	1	9	80	2	2	2	1	76	5	12
	eScan Walk-In	1	1	35	2	35	3	0	0	16	30	0	1	0	1	41	1	1	1	0	25	1	12
	eScan Mail-In	2	0	15	3	14	0	0	1	20	23	0	4	2	3	38	0	2	0	1	19	2	18
	Total	7	2	103	21	92	7	3	1	74	109	0	12	3	13	159	3	5	3	2	120	8	42
PORTER	eSlate	2	3	17	7	14			2	37	19	0	0	2	5	39	1	1	4	1	33	5	15
	eScan	1	1	15	4	13			0	40	26	1	5	7	3	52	1	2	3	2	49	3	16
	Total	3	4	32	11	27	0	0	2	77	45	1	5	9	8	91	2	3	7	3	82	8	31
SADIEVILLE	eSlate	2	2	23	4	23			2	24	7	0	6	2	2	27	1	3	1	0	18	4	13
	eScan	1	5	24	2	28			0	18	10	0	1	1	1	26	0	0	1	0	17	2	8
	Total	3	7	47	6	51	0	0	2	42	17	0	7	3	3	53	1	3	2	0	35	6	21
STONEHEDGE	eSlate	1	0	30	5	26			1	30	30	0	3	3	5	46	1	0	3	2	43	4	8
	eScan	3	0	18	4	18			1	11	16	0	1	1	3	24	1	0	0	0	23	1	4
	Total	4	0	48	9	44	0	0	2	41	46	0	4	4	8	70	2	0	3	2	66	5	12
MALLARD POINT	eSlate	2	1	49	7	45			1	62	46	0	2	4	22	74	0	1	5	1	83	5	16
	eScan	2	2	51	7	48			2	23	20	0	2	0	7	32	3	0	1	1	27	3	12
	Total	4	3	100	14	93	0	0	3	85	66	0	4	4	29	106	3	1	6	2	110	8	28
MOONLAKE	eSlate	3	3	24	4	27			2	27	25	0	1	1	1	49	0	0	2	1	36	5	10
	eScan	0	4	33	11	25			0	20	19	0	1	2	1	31	0	1	2	1	23	5	8
	Total	3	7	57	15	52	0	0	2	47	44	0	2	3	2	80	0	1	4	2	59	10	18
EAGLE CREEK	eSlate	1	1	12	4	10			0	15	7	0	3	0	3	19	0	1	0	1	15	1	6
	eScan	0	0	12	2	10			2	17	19	0	2	3	1	36	0	0	1	0	23	6	6
	Total	1	1	24	6	20	0	0	2	32	26	0	5	3	4	55	0	1	1	1	38	7	12
FALLS CREEK	eSlate	1	1	1	1	2	2	1	0	4	10	0	1	1	2	11	0	0	0	0	11	1	2
	eScan	1	0	0	0	1	1	0	0	1	1	0	0	0	0	2	0	0	0	0	1	0	1
	Total	2	1	1	1	3	3	1	0	5	11	0	1	1	2	13	0	0	0	0	12	1	3
PAVILION	eSlate	2	2	16	4	16			1	15	21	1	2	1	5	28	1	0	1	2	27	2	7
	eScan	2	0	6	3	5			0	7	18	0	1	0	1	22	0	0	0	0	19	1	2
	Total	4	2	22	7	21	0	0	1	22	39	1	3	1	6	50	1	0	1	2	46	3	9
COLONY	eSlate	2	0	32	8	27			0	46	33	0	1	3	12	58	1	1	1	0	50	5	18
	eScan	1	3	17	3	18			0	18	14	1	0	0	1	24	1	2	1	0	23	2	4
	Total	3	3	49	11	45	0	0	0	64	47	1	1	3	13	82	2	3	2	0	73	7	22
WEST STAMPING GROUND	eSlate	1	2	25	4	24			1	27	24	0	6	1	3	48	2	0	1	2	41	7	4
	eScan	0	1	22	2	20			0	24	28	0	5	1	6	41	1	5	2	0	33	4	14
	Total	1	3	47	6	44	0	0	1	51	52	0	11	2	9	89	3	5	3	2	74	11	18
EAST STAMPING GROUND	eSlate	2	3	32	5	32			1	40	26	0	3	1	8	52	0	2	0	2	43	5	16
	eScan	0	1	10	2	9			2	14	29	1	0	2	5	35	0	0	0	1	26	4	11
	Total	2	4	42	7	41	0	0	3	54	55	1	3	3	13	87	0	2	0	3	69	9	27
CARDINAL	eSlate	1	3	15	5	14			0	23	23	0	1	2	5	39	1	0	1	0	41	1	6
	eScan	1	2	7	3	7			0	9	21	0	2	0	3	27	1	0	0	0	25	0	6
	Total	2	5	22	8	21	0	0	0	32	44	0	3	2	8	66	2	0	1	0	66	1	12
NORTH STAMPING GROUND	eSlate	2	2	16	4	16			0	25	15	0	2	3	2	29	3	2	1	0	22	5	11
	eScan	1	3	21	5	21			0	45	29	0	6	1	8	58	1	1	3	2	52	3	16
	Total	3	5	37	9	37	0	0	0	70	44	0	8	4	10	87	4	3	4	2	74	8	27
DERBY	eSlate	1	1	27	2	28			0	37	36	1	5	2	2	65	1	2	3	1	53	7	15
	eScan	3	1	21	6	19			0	19	17	0	1	0	2	33	1	1	0	0	20	2	9
	Total	4	2	48	8	47	0	0	0	56	53	1	6	2	4	98	2	3	3	1	73	9	24
GALLOWAY	eSlate	1	4	30	10	26			1	39	24	1	1	2	3	55	2	0	2	1	43	6	15
	eScan	2	2	36	10	29			0	35	22	0	4	3	4	50	0	0	1	2	42	4	9
	Total	3	6	66	20	56	0	0	1	74	46	1	5	5	7	105	2	0	3	3	85	10	24
IRONWORKS	eSlate	2	0	23	3	22			0	37	40	0	3	1	12	57	3	1	2	0	61	5	7
	eScan	0	1	9	3	7			0	15	20	0	0	0	3	28	2	1	0	0	22	2	5
	Total	2	1	32	6	29	0	0	0	52	60	0	3	1	15	85	5	2	2	0	83	7	12
LANCELOT	eSlate	0	1	34	6	29			1	38	26	0	5	3	8	53	0	2	1	0	45	4	16
	eScan	2	1	28	8	23			0	37	40	0	1	0	5	69	1	0	0	1	54	5	13
	Total	2	2	62	14	52	0	0	1	75	66	0	6	3	13	122	1	2	1	1	99	9	29
WEST CANE RUN	eSlate	2	0	12	4	10			1	22	20	0	3	2	6	33	0	1	2	0	30	1	13
	eScan	0	1	17	3	15			0	23	35	0	0	0	3	52	0	0	0	1	36	8	5
	Total	2	1	29	7	25	0	0	1	45	55	0	3	2	9	85	0	1	2	1	66	9	18
FISHERS MILL	eSlate	3	1	43	8	38			2	36	47	0	4	2	7	71	1	1	0	1	69	1	11
	eScan	3	2	28	8	25			0	28	30	0	4	3	2	52	1	0	3	1	46	1	11
	Total	6	3	71	16	63	0	0	2	64	77	0	8	5	9	123	2	1	3	2	115	2	22
EAST CANE RUN	eSlate	1	2	29	8	24			0	46	28	0	1	5	11	51	1	0	3	2	52	4	15
	eScan	2	4	19	6	19			0	24	26	0	4	0	3	45	0	0	2	0	38	1	7
	Total	3	6	48	14	43	0	0	0	70	54	0	5	5	14	96	1	0	5	2	90	5	22
OXFORD	eSlate	4	4	25	7	26	19	11	1	35	36	0	1	3	3	61	0	0	2	1	50	6	14
	eScan	1	2	21	4	20	15	9	0	32	30	0	1	1	4	53	0	0	3	0	44	2	13
	Total	5	6	46	11	46	34	20	1	67	66	0	2	4	7	114	0	0	5	1	94	8	27
CHERRY BLOSSOM	eSlate	2	6	50	10	49			0	43	35	0	4	3	5	63	2	0	3	1	53	4	13
	eScan	3	3	35	7	34			0	26	22	0	5	3	4	40	1	0	1	2	39	3	6
	Total	5	9	85	17	83	0	0	0	69	57	0	9	6	9	103	3	0	4	3	92	7	19
NEWTOWN	eSlate	1	3	24	4	24			3	27	37	0	0	2	3	60	2	0	0	1	58	2	5
	eScan	0	2	28	4	26			0	31	31	0	2	3	2	55	0	0	2	2	38	4	17
	Total	1	5	52	8	50	0	0	3	58	68	0	2	5	5	115	2	0	2	3	96	6	22

RECEIVED
MAY 31 2016
Clerk Board of Elections

ROCKY CREEK	eSlate	1	1	18	4	16			0	32	33	0	1	2	9	51	1	0	0	1	54	0	8
	eScan	1	0	11	4	9			1	14	10	0	1	0	1	23	0	1	0	0	18	2	4
	Total	2	1	29	8	25	0	0	1	46	43	0	2	2	10	74	1	1	0	1	72	2	12
LEESBURG	eSlate	1	3	32	7	30			0	23	26	0	2	0	3	42	0	3	1	1	34	1	11
	eScan	1	0	39	6	34			0	25	24	0	3	1	2	41	0	0	2	1	32	4	11
	Total	2	3	71	13	64	0	0	0	48	50	0	5	1	5	83	0	3	3	2	66	5	22
ELKHORN GREEN	eSlate	2	2	18	4	18			1	46	36	0	3	4	5	68	1	0	2	3	58	5	16
	eScan	3	2	17	3	19			0	19	20	0	3	2	9	22	2	2	0	2	22	4	9
	Total	5	4	35	7	37	0	0	1	65	56	0	6	6	14	90	3	2	2	5	80	9	25
PENINSULA	eSlate	1	3	8	3	8	5	5	0	18	20	0	4	0	4	34	0	1	1	0	27	0	13
	eScan	0	0	3	2	1	3	0	0	6	10	0	1	0	1	14	0	1	0	0	12	3	2
	Total	1	3	11	5	9	8	5	0	24	30	0	5	0	5	48	0	2	1	0	39	3	15
COURTHOUSE	eSlate	1	0	7	1	6	6	2	0	19	25	0	1	1	8	32	0	0	2	1	35	2	5
	eScan	1	0	13	3	11	11	2	0	10	12	0	0	0	4	15	0	1	0	0	13	1	2
	Total	2	0	20	4	17	17	4	0	29	37	0	1	1	12	47	0	1	2	1	48	3	7
ED DAVIS	eSlate	1	1	5	1	8			0	25	56	0	0	3	3	67	0	2	3	0	51	6	13
	eScan	0	0	4	0	4			0	13	44	0	1	1	4	48	1	0	1	0	40	4	5
	Total	1	1	9	1	12	0	0	0	38	100	0	1	4	7	115	1	2	4	0	91	10	18
COLLEGE	eSlate	0	0	18	1	17	11	3	1	21	30	0	2	0	6	46	1	0	0	0	49	1	3
	eScan	0	2	6	2	6	6	1	1	13	23	0	1	0	3	27	3	1	2	1	28	3	4
	Total	0	2	24	3	23	17	4	2	34	53	0	3	0	9	73	4	1	2	1	77	4	7
OLD MILL	eSlate	0	1	17	1	17			1	29	24	0	0	0	5	46	2	1	0	0	43	0	8
	eScan	1	3	9	4	9			0	14	14	0	0	0	5	21	0	1	1	0	17	2	6
	Total	1	4	26	5	26	0	0	1	43	38	0	0	0	10	67	2	2	1	0	60	2	14
STABLES	eSlate	0	0	14	1	12			0	20	25	0	1	3	4	36	1	0	0	0	37	0	7
	eScan	0	0	16	4	14			0	6	19	0	1	0	4	19	1	0	0	0	20	1	3
	Total	0	0	30	5	26	0	0	0	26	44	0	2	3	8	55	2	0	0	0	57	1	10
WHITE OAK	eSlate	4	4	42	7	43			2	28	64	0	8	1	3	89	0	3	2	0	69	7	15
	eScan	3	1	34	4	35			0	21	42	0	2	1	2	55	0	1	1	1	41	3	12
	Total	7	5	76	11	78	0	0	2	49	106	0	10	2	5	144	0	4	3	1	110	10	27
ROYAL SPRINGS	eSlate	1	1	17	4	15	13	6	1	37	19	1	4	0	9	49	1	2	1	0	48	4	8
	eScan	0	0	7	0	7	4	0	0	14	10	0	3	0	3	19	0	0	0	0	17	3	1
	Total	1	1	24	4	22	17	6	1	51	29	1	7	0	12	68	1	2	1	0	65	7	9
RUCKER	eSlate	1	2	22	3	23	16	8	0	43	32	0	4	3	7	55	2	1	4	1	53	2	13
	eScan	0	3	24	2	26	20	4	0	41	44	0	2	5	8	68	2	1	1	1	55	4	22
	Total	1	5	46	5	49	36	12	0	84	76	0	6	8	15	123	4	2	5	2	108	6	35
INDIAN HILLS	eSlate	0	0	11	1	10			0	31	32	0	3	1	6	55	0	0	2	0	48	4	11
	eScan	2	1	25	4	24			1	23	48	0	2	2	0	66	0	2	2	0	57	6	7
	Total	2	1	36	5	34	0	0	1	54	80	0	5	3	6	121	0	2	4	0	105	10	18
BRADSHAW	eSlate	1	2	7	2	9	8	2	0	30	12	0	0	1	8	28	0	0	1	1	28	0	9
	eScan	2	0	4	0	6	2	2	0	5	13	0	0	0	0	17	1	0	0	0	14	2	1
	Total	3	2	11	2	15	10	4	0	35	25	0	0	1	8	45	1	0	1	1	42	2	10
McCLELLAND SPRINGS	eSlate	5	5	32	10	34			0	33	45	0	6	4	4	71	1	1	0	2	62	3	15
	eScan	2	2	32	4	32			0	15	31	0	2	3	4	38	0	1	0	0	33	2	8
	Total	7	7	64	14	66	0	0	0	48	76	0	8	7	8	109	1	2	0	2	95	5	23
COPPERFIELD	eSlate	2	4	22	4	23			0	38	37	0	5	1	8	63	1	3	2	1	50	6	17
	eScan	2	2	27	10	21			0	16	17	0	2	1	5	26	0	1	0	1	22	0	11
	Total	4	6	49	14	44	0	0	0	54	54	0	7	2	13	89	1	4	2	2	72	6	28
INDIAN ACRES	eSlate	1	1	19	2	19			0	32	33	0	2	2	11	53	0	0	1	0	52	3	10
	eScan	0	0	11	1	10			0	23	21	1	3	3	3	37	1	1	2	0	30	1	13
	Total	1	1	30	3	29	0	0	0	55	54	1	5	5	14	90	1	1	3	0	82	4	23
SUFFOLETTA	eSlate	1	3	8	4	8			0	21	40	0	0	2	2	50	1	0	3	1	49	1	7
	eScan	0	1	7	1	7			1	17	19	0	1	1	4	28	3	0	1	0	31	4	3
	Total	1	4	15	5	15	0	0	1	38	59	0	1	3	6	78	4	0	4	1	80	5	10
SOUTHPOINT	eSlate	0	3	18	3	19			0	27	37	0	4	3	4	51	0	4	2	1	46	4	14
	eScan	1	1	8	0	10			1	16	35	0	1	0	2	43	2	0	2	0	39	2	7
	Total	1	4	26	3	29	0	0	1	43	72	0	5	3	6	94	2	4	4	1	85	6	21
MARKETPLACE	eSlate	1	3	24	6	22			2	54	31	0	2	1	12	63	2	2	4	3	54	8	17
	eScan	3	0	20	5	18			1	27	30	0	2	2	6	48	1	0	0	0	42	3	9
	Total	4	3	44	11	40	0	0	3	81	61	0	4	3	18	111	3	2	4	3	96	11	26
LEMONS MILL	eSlate	2	3	26	5	24			0	34	30	1	1	3	3	50	2	1	4	0	47	3	12
	eScan	0	3	27	4	26			1	12	22	0	0	1	2	27	1	2	1	0	25	2	7
	Total	2	6	53	9	50	0	0	1	46	52	1	1	4	5	77	3	3	5	0	72	5	19
HAMBRICK PLACE	eSlate	1	1	9	3	8			0	12	15	0	1	0	0	25	0	0	1	0	20	2	5
	eScan	4	6	56	16	50			1	65	48	0	4	1	13	93	3	0	1	0	71	5	26
	Total	5	7	65	19	58	0	0	1	77	63	0	5	1	13	118	3	0	2	0	91	7	31
OLD DEPOT	eSlate	0	0	0	0	0	0	0	0	0				0	0	0	0	0	0	0	0	0	0
	eScan	0	0	0	0	0	0	0	0	0				0	0	0	0	0	0	0	0	0	0
	Total	0	0	0	0	0	0	0	0	0	0	0	0	0	0	0	0	0	0	0	0	0	0
GRAND TOTAL		128	158	1964	408	1852	149	59	44	2394	2505	9	207	142	429	4053	78	76	120	61	3510	287	911

Cumulative Report — Unofficial

PRESIDENTIAL PREFERENCE AND REGULAR PRIMARY — OFFICIAL BALLOT FOR SCOTT COUNTY — May 17, 2016

05/17/2016 07:13 PM

Total Number of Voters : 7,482 of 0 = 0.00%

Precincts Reporting 47 of 47 = 100.00%

Party	Candidate	Absentee		Early		Election		Total	
UNITED STATES SENATOR, Vote For 1									
	Stephen Howard SLAUGHTER	0	0.00%	0	0.00%	128	5.69%	128	5.69%
	James R. GOULD	0	0.00%	0	0.00%	158	7.02%	158	7.02%
	Rand PAUL	0	0.00%	0	0.00%	1,964	87.29%	1,964	87.29%
	Cast Votes:	0	0.00%	0	0.00%	2,250	98.64%	2,250	98.64%
	Over Votes:	0	0.00%	0	0.00%	0	0.00%	0	0.00%
	Under Votes:	0	0.00%	0	0.00%	31	1.36%	31	1.36%
UNITED STATES REPRESENTATIVE in CONGRESS 6th Congressional District, Vote For 1									
	Roger Q. BRILL	0	0.00%	0	0.00%	408	18.05%	408	18.05%
	Andy BARR	0	0.00%	0	0.00%	1,852	81.95%	1,852	81.95%
	Cast Votes:	0	0.00%	0	0.00%	2,260	99.08%	2,260	99.08%
	Over Votes:	0	0.00%	0	0.00%	0	0.00%	0	0.00%
	Under Votes:	0	0.00%	0	0.00%	21	0.92%	21	0.92%
STATE REPRESENTATIVE 78th Representative District, Vote For 1									
	Mark HART	0	0.00%	0	0.00%	149	71.63%	149	71.63%
	Sam PIERCE	0	0.00%	0	0.00%	59	28.37%	59	28.37%
	Cast Votes:	0	0.00%	0	0.00%	208	87.39%	208	87.39%
	Over Votes:	0	0.00%	0	0.00%	0	0.00%	0	0.00%
	Under Votes:	0	0.00%	0	0.00%	30	12.61%	30	12.61%
PRESIDENT of the UNITED STATES, Vote For 1									
	Martin J. O'MALLEY	0	0.00%	0	0.00%	44	0.85%	44	0.85%
	Bernard "Bernie" SANDERS	0	0.00%	0	0.00%	2,394	46.40%	2,394	46.40%
	Hillary CLINTON	0	0.00%	0	0.00%	2,505	48.56%	2,505	48.56%
	Roque Rocky DE LA FUENTE	0	0.00%	0	0.00%	9	0.17%	9	0.17%
	"UNCOMMITTED"	0	0.00%	0	0.00%	207	4.01%	207	4.01%
	Cast Votes:	0	0.00%	0	0.00%	5,159	99.19%	5,159	99.19%
	Over Votes:	0	0.00%	0	0.00%	0	0.00%	0	0.00%
	Under Votes:	0	0.00%	0	0.00%	42	0.81%	42	0.81%

RECEIVED
MAY 31 2016

Precinct Report — Unofficial

PRESIDENTIAL PREFERENCE AND REGULAR PRIMARY — OFFICIAL BALLOT FOR SCOTT COUNTY — May 17, 2016

05/17/2016 07:14 PM

Total Number of Voters : 7,482 of 0 = 0.00% 19% turn out

Precincts Reporting 47 of 47 = 100.00%

Party	Candidate	Absentee		Early		Election		Total	
Precinct AB (Ballots Cast: 312)									
UNITED STATES SENATOR, Vote For 1									
	Stephen Howard SLAUGHTER	0	0.00%	0	0.00%	7	6.25%	7	6.25%
	James R. GOULD	0	0.00%	0	0.00%	2	1.79%	2	1.79%
	Rand PAUL	0	0.00%	0	0.00%	103	91.96%	103	91.96%
	Cast Votes:	0	0.00%	0	0.00%	112	99.12%	112	99.12%
	Over Votes:	0	0.00%	0	0.00%	0	0.00%	0	0.00%
	Under Votes:	0	0.00%	0	0.00%	1	0.88%	1	0.88%
UNITED STATES REPRESENTATIVE in CONGRESS 6th Congressional District, Vote For 1									
	Roger Q. BRILL	0	0.00%	0	0.00%	21	18.58%	21	18.58%
	Andy BARR	0	0.00%	0	0.00%	92	81.42%	92	81.42%
	Cast Votes:	0	0.00%	0	0.00%	113	100.00%	113	100.00%
	Over Votes:	0	0.00%	0	0.00%	0	0.00%	0	0.00%
	Under Votes:	0	0.00%	0	0.00%	0	0.00%	0	0.00%
STATE REPRESENTATIVE 78th Representative District, Vote For 1									
	Mark HART	0	0.00%	0	0.00%	7	70.00%	7	70.00%
	Sam PIERCE	0	0.00%	0	0.00%	3	30.00%	3	30.00%
	Cast Votes:	0	0.00%	0	0.00%	10	76.92%	10	76.92%
	Over Votes:	0	0.00%	0	0.00%	0	0.00%	0	0.00%
	Under Votes:	0	0.00%	0	0.00%	3	23.08%	3	23.08%
PRESIDENT of the UNITED STATES, Vote For 1									
	Martin J. O'MALLEY	0	0.00%	0	0.00%	1	0.51%	1	0.51%
	Bernard "Bernie" SANDERS	0	0.00%	0	0.00%	74	37.76%	74	37.76%
	Hillary CLINTON	0	0.00%	0	0.00%	109	55.61%	109	55.61%
	Roque Rocky DE LA FUENTE	0	0.00%	0	0.00%	0	0.00%	0	0.00%
	"UNCOMMITTED"	0	0.00%	0	0.00%	12	6.12%	12	6.12%
	Cast Votes:	0	0.00%	0	0.00%	196	98.49%	196	98.49%
	Over Votes:	0	0.00%	0	0.00%	0	0.00%	0	0.00%
	Under Votes:	0	0.00%	0	0.00%	3	1.51%	3	1.51%
UNITED STATES SENATOR, Vote For 1									
	Grant T. SHORT	0	0.00%	0	0.00%	3	1.60%	3	1.60%
	Sellus WILDER	0	0.00%	0	0.00%	13	6.91%	13	6.91%
	Jim GRAY	0	0.00%	0	0.00%	159	84.57%	159	84.57%
	Rory HOULIHAN	0	0.00%	0	0.00%	3	1.60%	3	1.60%
	Jeff KENDER	0	0.00%	0	0.00%	5	2.66%	5	2.66%
	Ron LEACH	0	0.00%	0	0.00%	3	1.60%	3	1.60%
	Tom RECKTENWALD	0	0.00%	0	0.00%	2	1.06%	2	1.06%
	Cast Votes:	0	0.00%	0	0.00%	188	94.47%	188	94.47%
	Over Votes:	0	0.00%	0	0.00%	0	0.00%	0	0.00%
	Under Votes:	0	0.00%	0	0.00%	11	5.53%	11	5.53%

Precinct Report — Unofficial

PRESIDENTIAL PREFERENCE AND REGULAR PRIMARY — OFFICIAL BALLOT FOR SCOTT COUNTY — May 17, 2016

05/17/2016 07:14 PM

Total Number of Voters : 7,482 of 0 = 0.00%

Precincts Reporting 47 of 47 = 100.00%

Party	Candidate	Absentee		Early		Election		Total	
Precinct A100 (Ballots Cast: 169)									
UNITED STATES SENATOR, Vote For 1									
	Stephen Howard SLAUGHTER	0	0.00%	0	0.00%	3	7.69%	3	7.69%
	James R. GOULD	0	0.00%	0	0.00%	4	10.26%	4	10.26%
	Rand PAUL	0	0.00%	0	0.00%	32	82.05%	32	82.05%
	Cast Votes:	0	0.00%	0	0.00%	39	100.00%	39	100.00%
	Over Votes:	0	0.00%	0	0.00%	0	0.00%	0	0.00%
	Under Votes:	0	0.00%	0	0.00%	0	0.00%	0	0.00%
UNITED STATES REPRESENTATIVE in CONGRESS 6th Congressional District, Vote For 1									
	Roger Q. BRILL	0	0.00%	0	0.00%	11	28.95%	11	28.95%
	Andy BARR	0	0.00%	0	0.00%	27	71.05%	27	71.05%
	Cast Votes:	0	0.00%	0	0.00%	38	97.44%	38	97.44%
	Over Votes:	0	0.00%	0	0.00%	0	0.00%	0	0.00%
	Under Votes:	0	0.00%	0	0.00%	1	2.56%	1	2.56%
PRESIDENT of the UNITED STATES, Vote For 1									
	Martin J. O'MALLEY	0	0.00%	0	0.00%	2	1.54%	2	1.54%
	Bernard "Bernie" SANDERS	0	0.00%	0	0.00%	77	59.23%	77	59.23%
	Hillary CLINTON	0	0.00%	0	0.00%	45	34.62%	45	34.62%
	Roque Rocky DE LA FUENTE	0	0.00%	0	0.00%	1	0.77%	1	0.77%
	"UNCOMMITTED"	0	0.00%	0	0.00%	5	3.85%	5	3.85%
	Cast Votes:	0	0.00%	0	0.00%	130	100.00%	130	100.00%
	Over Votes:	0	0.00%	0	0.00%	0	0.00%	0	0.00%
	Under Votes:	0	0.00%	0	0.00%	0	0.00%	0	0.00%
UNITED STATES SENATOR, Vote For 1									
	Grant T. SHORT	0	0.00%	0	0.00%	9	7.32%	9	7.32%
	Sellus WILDER	0	0.00%	0	0.00%	8	6.50%	8	6.50%
	Jim GRAY	0	0.00%	0	0.00%	91	73.98%	91	73.98%
	Rory HOULIHAN	0	0.00%	0	0.00%	2	1.63%	2	1.63%
	Jeff KENDER	0	0.00%	0	0.00%	3	2.44%	3	2.44%
	Ron LEACH	0	0.00%	0	0.00%	7	5.69%	7	5.69%
	Tom RECKTENWALD	0	0.00%	0	0.00%	3	2.44%	3	2.44%
	Cast Votes:	0	0.00%	0	0.00%	123	94.62%	123	94.62%
	Over Votes:	0	0.00%	0	0.00%	0	0.00%	0	0.00%
	Under Votes:	0	0.00%	0	0.00%	7	5.38%	7	5.38%
UNITED STATES REPRESENTATIVE in CONGRESS 6th Congressional District, Vote For 1									
	Nancy Jo KEMPER	0	0.00%	0	0.00%	82	67.77%	82	67.77%
	Michael COBLENZ	0	0.00%	0	0.00%	8	6.61%	8	6.61%
	Geoffrey M. "Geoff" YOUNG	0	0.00%	0	0.00%	31	25.62%	31	25.62%
	Cast Votes:	0	0.00%	0	0.00%	121	93.08%	121	93.08%
	Over Votes:	0	0.00%	0	0.00%	0	0.00%	0	0.00%
	Under Votes:	0	0.00%	0	0.00%	9	6.92%	9	6.92%

Cumulative Report — Unofficial

PRESIDENTIAL PREFERENCE AND REGULAR PRIMARY — OFFICIAL BALLOT FOR SCOTT COUNTY — May 17, 2016

05/17/2016 07:13 PM

Total Number of Voters : 7,482 of 0 = 0.00%

Precincts Reporting 47 of 47 = 100.00%

Party	Candidate	Absentee		Early		Election		Total	
UNITED STATES SENATOR, Vote For 1									
	Stephen Howard SLAUGHTER	0	0.00%	0	0.00%	128	5.69%	128	5.69%
	James R. GOULD	0	0.00%	0	0.00%	158	7.02%	158	7.02%
	Rand PAUL	0	0.00%	0	0.00%	1,964	87.29%	1,964	87.29%
	Cast Votes:	0	0.00%	0	0.00%	2,250	98.64%	2,250	98.64%
	Over Votes:	0	0.00%	0	0.00%	0	0.00%	0	0.00%
	Under Votes:	0	0.00%	0	0.00%	31	1.36%	31	1.36%
UNITED STATES REPRESENTATIVE in CONGRESS 6th Congressional District, Vote For 1									
	Roger Q. BRILL	0	0.00%	0	0.00%	408	18.05%	408	18.05%
	Andy BARR	0	0.00%	0	0.00%	1,852	81.95%	1,852	81.95%
	Cast Votes:	0	0.00%	0	0.00%	2,260	99.08%	2,260	99.08%
	Over Votes:	0	0.00%	0	0.00%	0	0.00%	0	0.00%
	Under Votes:	0	0.00%	0	0.00%	21	0.92%	21	0.92%
STATE REPRESENTATIVE 78th Representative District, Vote For 1									
	Mark HART	0	0.00%	0	0.00%	149	71.63%	149	71.63%
	Sam PIERCE	0	0.00%	0	0.00%	59	28.37%	59	28.37%
	Cast Votes:	0	0.00%	0	0.00%	208	87.39%	208	87.39%
	Over Votes:	0	0.00%	0	0.00%	0	0.00%	0	0.00%
	Under Votes:	0	0.00%	0	0.00%	30	12.61%	30	12.61%
PRESIDENT of the UNITED STATES, Vote For 1									
	Martin J. O'MALLEY	0	0.00%	0	0.00%	44	0.85%	44	0.85%
	Bernard "Bernie" SANDERS	0	0.00%	0	0.00%	2,394	46.40%	2,394	46.40%
	Hillary CLINTON	0	0.00%	0	0.00%	2,505	48.56%	2,505	48.56%
	Roque Rocky DE LA FUENTE	0	0.00%	0	0.00%	9	0.17%	9	0.17%
	"UNCOMMITTED"	0	0.00%	0	0.00%	207	4.01%	207	4.01%
	Cast Votes:	0	0.00%	0	0.00%	5,159	99.19%	5,159	99.19%
	Over Votes:	0	0.00%	0	0.00%	0	0.00%	0	0.00%
	Under Votes:	0	0.00%	0	0.00%	42	0.81%	42	0.81%

RECEIVED
MAY 31 2016

Cumulative Report — Unofficial

PRESIDENTIAL PREFERENCE AND REGULAR PRIMARY — OFFICIAL BALLOT FOR SCOTT COUNTY — May 17, 2016

05/17/2016 07:13 PM

Total Number of Voters : 7,482 of 0 = 0.00%

Precincts Reporting 47 of 47 = 100.00%

Party	Candidate	Absentee		Early		Election		Total	
UNITED STATES SENATOR, Vote For 1									
	Grant T. SHORT	0	0.00%	0	0.00%	142	2.86%	142	2.86%
	Sellus WILDER	0	0.00%	0	0.00%	429	8.65%	429	8.65%
	Jim GRAY	0	0.00%	0	0.00%	4,053	81.73%	4,053	81.73%
	Rory HOULIHAN	0	0.00%	0	0.00%	78	1.57%	78	1.57%
	Jeff KENDER	0	0.00%	0	0.00%	76	1.53%	76	1.53%
	Ron LEACH	0	0.00%	0	0.00%	120	2.42%	120	2.42%
	Tom RECKTENWALD	0	0.00%	0	0.00%	61	1.23%	61	1.23%
	Cast Votes:	0	0.00%	0	0.00%	4,959	95.35%	4,959	95.35%
	Over Votes:	0	0.00%	0	0.00%	0	0.00%	0	0.00%
	Under Votes:	0	0.00%	0	0.00%	242	4.65%	242	4.65%
UNITED STATES REPRESENTATIVE in CONGRESS 6th Congressional District, Vote For 1									
	Nancy Jo KEMPER	0	0.00%	0	0.00%	3,510	74.55%	3,510	74.55%
	Michael COBLENZ	0	0.00%	0	0.00%	287	6.10%	287	6.10%
	Geoffrey M. "Geoff" YOUNG	0	0.00%	0	0.00%	911	19.35%	911	19.35%
	Cast Votes:	0	0.00%	0	0.00%	4,708	90.52%	4,708	90.52%
	Over Votes:	0	0.00%	0	0.00%	1	0.02%	1	0.02%
	Under Votes:	0	0.00%	0	0.00%	492	9.46%	492	9.46%

Precinct Report — Unofficial

PRESIDENTIAL PREFERENCE AND REGULAR PRIMARY — OFFICIAL BALLOT FOR SCOTT COUNTY — May 17, 2016

05/17/2016 07:14 PM

Total Number of Voters : 7,482 of 0 = 0.00% 19% turn out

Precincts Reporting 47 of 47 = 100.00%

Party	Candidate	Absentee		Early		Election		Total	
Precinct AB (Ballots Cast: 312)									
UNITED STATES SENATOR, Vote For 1									
	Stephen Howard SLAUGHTER	0	0.00%	0	0.00%	7	6.25%	7	6.25%
	James R. GOULD	0	0.00%	0	0.00%	2	1.79%	2	1.79%
	Rand PAUL	0	0.00%	0	0.00%	103	91.96%	103	91.96%
	Cast Votes:	0	0.00%	0	0.00%	112	99.12%	112	99.12%
	Over Votes:	0	0.00%	0	0.00%	0	0.00%	0	0.00%
	Under Votes:	0	0.00%	0	0.00%	1	0.88%	1	0.88%
UNITED STATES REPRESENTATIVE in CONGRESS 6th Congressional District, Vote For 1									
	Roger Q. BRILL	0	0.00%	0	0.00%	21	18.58%	21	18.58%
	Andy BARR	0	0.00%	0	0.00%	92	81.42%	92	81.42%
	Cast Votes:	0	0.00%	0	0.00%	113	100.00%	113	100.00%
	Over Votes:	0	0.00%	0	0.00%	0	0.00%	0	0.00%
	Under Votes:	0	0.00%	0	0.00%	0	0.00%	0	0.00%
STATE REPRESENTATIVE 78th Representative District, Vote For 1									
	Mark HART	0	0.00%	0	0.00%	7	70.00%	7	70.00%
	Sam PIERCE	0	0.00%	0	0.00%	3	30.00%	3	30.00%
	Cast Votes:	0	0.00%	0	0.00%	10	76.92%	10	76.92%
	Over Votes:	0	0.00%	0	0.00%	0	0.00%	0	0.00%
	Under Votes:	0	0.00%	0	0.00%	3	23.08%	3	23.08%
PRESIDENT of the UNITED STATES, Vote For 1									
	Martin J. O'MALLEY	0	0.00%	0	0.00%	1	0.51%	1	0.51%
	Bernard "Bernie" SANDERS	0	0.00%	0	0.00%	74	37.76%	74	37.76%
	Hillary CLINTON	0	0.00%	0	0.00%	109	55.61%	109	55.61%
	Roque Rocky DE LA FUENTE	0	0.00%	0	0.00%	0	0.00%	0	0.00%
	"UNCOMMITTED"	0	0.00%	0	0.00%	12	6.12%	12	6.12%
	Cast Votes:	0	0.00%	0	0.00%	196	98.49%	196	98.49%
	Over Votes:	0	0.00%	0	0.00%	0	0.00%	0	0.00%
	Under Votes:	0	0.00%	0	0.00%	3	1.51%	3	1.51%
UNITED STATES SENATOR, Vote For 1									
	Grant T. SHORT	0	0.00%	0	0.00%	3	1.60%	3	1.60%
	Sellus WILDER	0	0.00%	0	0.00%	13	6.91%	13	6.91%
	Jim GRAY	0	0.00%	0	0.00%	159	84.57%	159	84.57%
	Rory HOULIHAN	0	0.00%	0	0.00%	3	1.60%	3	1.60%
	Jeff KENDER	0	0.00%	0	0.00%	5	2.66%	5	2.66%
	Ron LEACH	0	0.00%	0	0.00%	3	1.60%	3	1.60%
	Tom RECKTENWALD	0	0.00%	0	0.00%	2	1.06%	2	1.06%
	Cast Votes:	0	0.00%	0	0.00%	188	94.47%	188	94.47%
	Over Votes:	0	0.00%	0	0.00%	0	0.00%	0	0.00%
	Under Votes:	0	0.00%	0	0.00%	11	5.53%	11	5.53%

Precinct Report — Unofficial

PRESIDENTIAL PREFERENCE AND REGULAR PRIMARY — OFFICIAL BALLOT FOR SCOTT COUNTY — May 17, 2016

05/17/2016 07:14 PM

Total Number of Voters : 7,482 of 0 = 0.00%

Precincts Reporting 47 of 47 = 100.00%

Party	Candidate	Absentee		Early		Election		Total	
Precinct AB (Ballots Cast: 312)									
UNITED STATES REPRESENTATIVE in CONGRESS 6th Congressional District, Vote For 1									
	Nancy Jo KEMPER	0	0.00%	0	0.00%	120	70.59%	120	70.59%
	Michael COBLENZ	0	0.00%	0	0.00%	8	4.71%	8	4.71%
	Geoffrey M. "Geoff" YOUNG	0	0.00%	0	0.00%	42	24.71%	42	24.71%
	Cast Votes:	0	0.00%	0	0.00%	170	85.43%	170	85.43%
	Over Votes:	0	0.00%	0	0.00%	1	0.50%	1	0.50%
	Under Votes:	0	0.00%	0	0.00%	28	14.07%	28	14.07%

Precinct Report — Unofficial

PRESIDENTIAL PREFERENCE AND REGULAR PRIMARY — OFFICIAL BALLOT FOR SCOTT COUNTY — May 17, 2016

05/17/2016 07:14 PM

Total Number of Voters : 7,482 of 0 = 0.00%

Precincts Reporting 47 of 47 = 100.00%

Party	Candidate	Absentee		Early		Election		Total	
Precinct A100 (Ballots Cast: 169)									
UNITED STATES SENATOR, Vote For 1									
	Stephen Howard SLAUGHTER	0	0.00%	0	0.00%	3	7.69%	3	7.69%
	James R. GOULD	0	0.00%	0	0.00%	4	10.26%	4	10.26%
	Rand PAUL	0	0.00%	0	0.00%	32	82.05%	32	82.05%
	Cast Votes:	0	0.00%	0	0.00%	39	100.00%	39	100.00%
	Over Votes:	0	0.00%	0	0.00%	0	0.00%	0	0.00%
	Under Votes:	0	0.00%	0	0.00%	0	0.00%	0	0.00%
UNITED STATES REPRESENTATIVE in CONGRESS 6th Congressional District, Vote For 1									
	Roger Q. BRILL	0	0.00%	0	0.00%	11	28.95%	11	28.95%
	Andy BARR	0	0.00%	0	0.00%	27	71.05%	27	71.05%
	Cast Votes:	0	0.00%	0	0.00%	38	97.44%	38	97.44%
	Over Votes:	0	0.00%	0	0.00%	0	0.00%	0	0.00%
	Under Votes:	0	0.00%	0	0.00%	1	2.56%	1	2.56%
PRESIDENT of the UNITED STATES, Vote For 1									
	Martin J. O'MALLEY	0	0.00%	0	0.00%	2	1.54%	2	1.54%
	Bernard "Bernie" SANDERS	0	0.00%	0	0.00%	77	59.23%	77	59.23%
	Hillary CLINTON	0	0.00%	0	0.00%	45	34.62%	45	34.62%
	Roque Rocky DE LA FUENTE	0	0.00%	0	0.00%	1	0.77%	1	0.77%
	"UNCOMMITTED"	0	0.00%	0	0.00%	5	3.85%	5	3.85%
	Cast Votes:	0	0.00%	0	0.00%	130	100.00%	130	100.00%
	Over Votes:	0	0.00%	0	0.00%	0	0.00%	0	0.00%
	Under Votes:	0	0.00%	0	0.00%	0	0.00%	0	0.00%
UNITED STATES SENATOR, Vote For 1									
	Grant T. SHORT	0	0.00%	0	0.00%	9	7.32%	9	7.32%
	Sellus WILDER	0	0.00%	0	0.00%	8	6.50%	8	6.50%
	Jim GRAY	0	0.00%	0	0.00%	91	73.98%	91	73.98%
	Rory HOULIHAN	0	0.00%	0	0.00%	2	1.63%	2	1.63%
	Jeff KENDER	0	0.00%	0	0.00%	3	2.44%	3	2.44%
	Ron LEACH	0	0.00%	0	0.00%	7	5.69%	7	5.69%
	Tom RECKTENWALD	0	0.00%	0	0.00%	3	2.44%	3	2.44%
	Cast Votes:	0	0.00%	0	0.00%	123	94.62%	123	94.62%
	Over Votes:	0	0.00%	0	0.00%	0	0.00%	0	0.00%
	Under Votes:	0	0.00%	0	0.00%	7	5.38%	7	5.38%
UNITED STATES REPRESENTATIVE in CONGRESS 6th Congressional District, Vote For 1									
	Nancy Jo KEMPER	0	0.00%	0	0.00%	82	67.77%	82	67.77%
	Michael COBLENZ	0	0.00%	0	0.00%	8	6.61%	8	6.61%
	Geoffrey M. "Geoff" YOUNG	0	0.00%	0	0.00%	31	25.62%	31	25.62%
	Cast Votes:	0	0.00%	0	0.00%	121	93.08%	121	93.08%
	Over Votes:	0	0.00%	0	0.00%	0	0.00%	0	0.00%
	Under Votes:	0	0.00%	0	0.00%	9	6.92%	9	6.92%

Precinct Report — Unofficial

PRESIDENTIAL PREFERENCE AND REGULAR PRIMARY — OFFICIAL BALLOT FOR SCOTT COUNTY — May 17, 2016

05/17/2016 07:14 PM

Total Number of Voters : 7,482 of 0 = 0.00%

Precincts Reporting 47 of 47 = 100.00%

Party	Candidate	Absentee		Early		Election		Total	
Precinct A102 (Ballots Cast: 126)									
UNITED STATES SENATOR, Vote For 1									
	Stephen Howard SLAUGHTER	0	0.00%	0	0.00%	3	5.26%	3	5.26%
	James R. GOULD	0	0.00%	0	0.00%	7	12.28%	7	12.28%
	Rand PAUL	0	0.00%	0	0.00%	47	82.46%	47	82.46%
	Cast Votes:	0	0.00%	0	0.00%	57	100.00%	57	100.00%
	Over Votes:	0	0.00%	0	0.00%	0	0.00%	0	0.00%
	Under Votes:	0	0.00%	0	0.00%	0	0.00%	0	0.00%
UNITED STATES REPRESENTATIVE in CONGRESS 6th Congressional District, Vote For 1									
	Roger Q. BRILL	0	0.00%	0	0.00%	6	10.53%	6	10.53%
	Andy BARR	0	0.00%	0	0.00%	51	89.47%	51	89.47%
	Cast Votes:	0	0.00%	0	0.00%	57	100.00%	57	100.00%
	Over Votes:	0	0.00%	0	0.00%	0	0.00%	0	0.00%
	Under Votes:	0	0.00%	0	0.00%	0	0.00%	0	0.00%
PRESIDENT of the UNITED STATES, Vote For 1									
	Martin J. O'MALLEY	0	0.00%	0	0.00%	2	2.94%	2	2.94%
	Bernard "Bernie" SANDERS	0	0.00%	0	0.00%	42	61.76%	42	61.76%
	Hillary CLINTON	0	0.00%	0	0.00%	17	25.00%	17	25.00%
	Roque Rocky DE LA FUENTE	0	0.00%	0	0.00%	0	0.00%	0	0.00%
	"UNCOMMITTED"	0	0.00%	0	0.00%	7	10.29%	7	10.29%
	Cast Votes:	0	0.00%	0	0.00%	68	98.55%	68	98.55%
	Over Votes:	0	0.00%	0	0.00%	0	0.00%	0	0.00%
	Under Votes:	0	0.00%	0	0.00%	1	1.45%	1	1.45%
UNITED STATES SENATOR, Vote For 1									
	Grant T. SHORT	0	0.00%	0	0.00%	3	4.62%	3	4.62%
	Sellus WILDER	0	0.00%	0	0.00%	3	4.62%	3	4.62%
	Jim GRAY	0	0.00%	0	0.00%	53	81.54%	53	81.54%
	Rory HOULIHAN	0	0.00%	0	0.00%	1	1.54%	1	1.54%
	Jeff KENDER	0	0.00%	0	0.00%	3	4.62%	3	4.62%
	Ron LEACH	0	0.00%	0	0.00%	2	3.08%	2	3.08%
	Tom RECKTENWALD	0	0.00%	0	0.00%	0	0.00%	0	0.00%
	Cast Votes:	0	0.00%	0	0.00%	65	94.20%	65	94.20%
	Over Votes:	0	0.00%	0	0.00%	0	0.00%	0	0.00%
	Under Votes:	0	0.00%	0	0.00%	4	5.80%	4	5.80%
UNITED STATES REPRESENTATIVE in CONGRESS 6th Congressional District, Vote For 1									
	Nancy Jo KEMPER	0	0.00%	0	0.00%	35	56.45%	35	56.45%
	Michael COBLENZ	0	0.00%	0	0.00%	6	9.68%	6	9.68%
	Geoffrey M. "Geoff" YOUNG	0	0.00%	0	0.00%	21	33.87%	21	33.87%
	Cast Votes:	0	0.00%	0	0.00%	62	89.86%	62	89.86%
	Over Votes:	0	0.00%	0	0.00%	0	0.00%	0	0.00%
	Under Votes:	0	0.00%	0	0.00%	7	10.14%	7	10.14%

Total Number of Voters : 7,482 of 0 = 0.00%

Precincts Reporting 47 of 47 = 100.00%

Party	Candidate	Absentee		Early		Election		Total	
Precinct A104 (Ballots Cast: 146)									
UNITED STATES SENATOR, Vote For 1									
	Stephen Howard SLAUGHTER	0	0.00%	0	0.00%	4	7.69%	4	7.69%
	James R. GOULD	0	0.00%	0	0.00%	0	0.00%	0	0.00%
	Rand PAUL	0	0.00%	0	0.00%	48	92.31%	48	92.31%
	Cast Votes:	0	0.00%	0	0.00%	52	98.11%	52	98.11%
	Over Votes:	0	0.00%	0	0.00%	0	0.00%	0	0.00%
	Under Votes:	0	0.00%	0	0.00%	1	1.89%	1	1.89%
UNITED STATES REPRESENTATIVE in CONGRESS 6th Congressional District, Vote For 1									
	Roger Q. BRILL	0	0.00%	0	0.00%	9	16.98%	9	16.98%
	Andy BARR	0	0.00%	0	0.00%	44	83.02%	44	83.02%
	Cast Votes:	0	0.00%	0	0.00%	53	100.00%	53	100.00%
	Over Votes:	0	0.00%	0	0.00%	0	0.00%	0	0.00%
	Under Votes:	0	0.00%	0	0.00%	0	0.00%	0	0.00%
PRESIDENT of the UNITED STATES, Vote For 1									
	Martin J. O'MALLEY	0	0.00%	0	0.00%	2	2.15%	2	2.15%
	Bernard "Bernie" SANDERS	0	0.00%	0	0.00%	41	44.09%	41	44.09%
	Hillary CLINTON	0	0.00%	0	0.00%	46	49.46%	46	49.46%
	Roque Rocky DE LA FUENTE	0	0.00%	0	0.00%	0	0.00%	0	0.00%
	"UNCOMMITTED"	0	0.00%	0	0.00%	4	4.30%	4	4.30%
	Cast Votes:	0	0.00%	0	0.00%	93	100.00%	93	100.00%
	Over Votes:	0	0.00%	0	0.00%	0	0.00%	0	0.00%
	Under Votes:	0	0.00%	0	0.00%	0	0.00%	0	0.00%
UNITED STATES SENATOR, Vote For 1									
	Grant T. SHORT	0	0.00%	0	0.00%	4	4.49%	4	4.49%
	Sellus WILDER	0	0.00%	0	0.00%	8	8.99%	8	8.99%
	Jim GRAY	0	0.00%	0	0.00%	70	78.65%	70	78.65%
	Rory HOULIHAN	0	0.00%	0	0.00%	2	2.25%	2	2.25%
	Jeff KENDER	0	0.00%	0	0.00%	0	0.00%	0	0.00%
	Ron LEACH	0	0.00%	0	0.00%	3	3.37%	3	3.37%
	Tom RECKTENWALD	0	0.00%	0	0.00%	2	2.25%	2	2.25%
	Cast Votes:	0	0.00%	0	0.00%	89	95.70%	89	95.70%
	Over Votes:	0	0.00%	0	0.00%	0	0.00%	0	0.00%
	Under Votes:	0	0.00%	0	0.00%	4	4.30%	4	4.30%
UNITED STATES REPRESENTATIVE in CONGRESS 6th Congressional District, Vote For 1									
	Nancy Jo KEMPER	0	0.00%	0	0.00%	66	79.52%	66	79.52%
	Michael COBLENZ	0	0.00%	0	0.00%	5	6.02%	5	6.02%
	Geoffrey M. "Geoff" YOUNG	0	0.00%	0	0.00%	12	14.46%	12	14.46%
	Cast Votes:	0	0.00%	0	0.00%	83	89.25%	83	89.25%
	Over Votes:	0	0.00%	0	0.00%	0	0.00%	0	0.00%
	Under Votes:	0	0.00%	0	0.00%	10	10.75%	10	10.75%

Precinct Report — Unofficial

PRESIDENTIAL PREFERENCE AND REGULAR PRIMARY — OFFICIAL BALLOT FOR SCOTT COUNTY — May 17, 2016

05/17/2016 07:14 PM

Total Number of Voters : 7,482 of 0 = 0.00%

Precincts Reporting 47 of 47 = 100.00%

Party	Candidate	Absentee		Early		Election		Total	
Precinct A106 (Ballots Cast: 267)									
UNITED STATES SENATOR, Vote For 1									
	Stephen Howard SLAUGHTER	0	0.00%	0	0.00%	4	3.74%	4	3.74%
	James R. GOULD	0	0.00%	0	0.00%	3	2.80%	3	2.80%
	Rand PAUL	0	0.00%	0	0.00%	100	93.46%	100	93.46%
	Cast Votes:	0	0.00%	0	0.00%	107	98.17%	107	98.17%
	Over Votes:	0	0.00%	0	0.00%	0	0.00%	0	0.00%
	Under Votes:	0	0.00%	0	0.00%	2	1.83%	2	1.83%
UNITED STATES REPRESENTATIVE in CONGRESS 6th Congressional District, Vote For 1									
	Roger Q. BRILL	0	0.00%	0	0.00%	14	13.08%	14	13.08%
	Andy BARR	0	0.00%	0	0.00%	93	86.92%	93	86.92%
	Cast Votes:	0	0.00%	0	0.00%	107	98.17%	107	98.17%
	Over Votes:	0	0.00%	0	0.00%	0	0.00%	0	0.00%
	Under Votes:	0	0.00%	0	0.00%	2	1.83%	2	1.83%
PRESIDENT of the UNITED STATES, Vote For 1									
	Martin J. O'MALLEY	0	0.00%	0	0.00%	3	1.90%	3	1.90%
	Bernard "Bernie" SANDERS	0	0.00%	0	0.00%	85	53.80%	85	53.80%
	Hillary CLINTON	0	0.00%	0	0.00%	66	41.77%	66	41.77%
	Roque Rocky DE LA FUENTE	0	0.00%	0	0.00%	0	0.00%	0	0.00%
	"UNCOMMITTED"	0	0.00%	0	0.00%	4	2.53%	4	2.53%
	Cast Votes:	0	0.00%	0	0.00%	158	100.00%	158	100.00%
	Over Votes:	0	0.00%	0	0.00%	0	0.00%	0	0.00%
	Under Votes:	0	0.00%	0	0.00%	0	0.00%	0	0.00%
UNITED STATES SENATOR, Vote For 1									
	Grant T. SHORT	0	0.00%	0	0.00%	4	2.65%	4	2.65%
	Sellus WILDER	0	0.00%	0	0.00%	29	19.21%	29	19.21%
	Jim GRAY	0	0.00%	0	0.00%	106	70.20%	106	70.20%
	Rory HOULIHAN	0	0.00%	0	0.00%	3	1.99%	3	1.99%
	Jeff KENDER	0	0.00%	0	0.00%	1	0.66%	1	0.66%
	Ron LEACH	0	0.00%	0	0.00%	6	3.97%	6	3.97%
	Tom RECKTENWALD	0	0.00%	0	0.00%	2	1.32%	2	1.32%
	Cast Votes:	0	0.00%	0	0.00%	151	95.57%	151	95.57%
	Over Votes:	0	0.00%	0	0.00%	0	0.00%	0	0.00%
	Under Votes:	0	0.00%	0	0.00%	7	4.43%	7	4.43%
UNITED STATES REPRESENTATIVE in CONGRESS 6th Congressional District, Vote For 1									
	Nancy Jo KEMPER	0	0.00%	0	0.00%	110	75.34%	110	75.34%
	Michael COBLENZ	0	0.00%	0	0.00%	8	5.48%	8	5.48%
	Geoffrey M. "Geoff" YOUNG	0	0.00%	0	0.00%	28	19.18%	28	19.18%
	Cast Votes:	0	0.00%	0	0.00%	146	92.41%	146	92.41%
	Over Votes:	0	0.00%	0	0.00%	0	0.00%	0	0.00%
	Under Votes:	0	0.00%	0	0.00%	12	7.59%	12	7.59%

Precinct Report — Unofficial

PRESIDENTIAL PREFERENCE AND REGULAR PRIMARY — OFFICIAL BALLOT FOR SCOTT COUNTY — May 17, 2016

05/17/2016 07:14 PM

Total Number of Voters : 7,482 of 0 = 0.00%

Precincts Reporting 47 of 47 = 100.00%

Party	Candidate	Absentee		Early		Election		Total	
Precinct A110 (Ballots Cast: 165)									
UNITED STATES SENATOR, Vote For 1									
	Stephen Howard SLAUGHTER	0	0.00%	0	0.00%	3	4.48%	3	4.48%
	James R. GOULD	0	0.00%	0	0.00%	7	10.45%	7	10.45%
	Rand PAUL	0	0.00%	0	0.00%	57	85.07%	57	85.07%
	Cast Votes:	0	0.00%	0	0.00%	67	98.53%	67	98.53%
	Over Votes:	0	0.00%	0	0.00%	0	0.00%	0	0.00%
	Under Votes:	0	0.00%	0	0.00%	1	1.47%	1	1.47%
UNITED STATES REPRESENTATIVE in CONGRESS 6th Congressional District, Vote For 1									
	Roger Q. BRILL	0	0.00%	0	0.00%	15	22.39%	15	22.39%
	Andy BARR	0	0.00%	0	0.00%	52	77.61%	52	77.61%
	Cast Votes:	0	0.00%	0	0.00%	67	98.53%	67	98.53%
	Over Votes:	0	0.00%	0	0.00%	0	0.00%	0	0.00%
	Under Votes:	0	0.00%	0	0.00%	1	1.47%	1	1.47%
PRESIDENT of the UNITED STATES, Vote For 1									
	Martin J. O'MALLEY	0	0.00%	0	0.00%	2	2.11%	2	2.11%
	Bernard "Bernie" SANDERS	0	0.00%	0	0.00%	47	49.47%	47	49.47%
	Hillary CLINTON	0	0.00%	0	0.00%	44	46.32%	44	46.32%
	Roque Rocky DE LA FUENTE	0	0.00%	0	0.00%	0	0.00%	0	0.00%
	"UNCOMMITTED"	0	0.00%	0	0.00%	2	2.11%	2	2.11%
	Cast Votes:	0	0.00%	0	0.00%	95	97.94%	95	97.94%
	Over Votes:	0	0.00%	0	0.00%	0	0.00%	0	0.00%
	Under Votes:	0	0.00%	0	0.00%	2	2.06%	2	2.06%
UNITED STATES SENATOR, Vote For 1									
	Grant T. SHORT	0	0.00%	0	0.00%	3	3.26%	3	3.26%
	Sellus WILDER	0	0.00%	0	0.00%	2	2.17%	2	2.17%
	Jim GRAY	0	0.00%	0	0.00%	80	86.96%	80	86.96%
	Rory HOULIHAN	0	0.00%	0	0.00%	0	0.00%	0	0.00%
	Jeff KENDER	0	0.00%	0	0.00%	1	1.09%	1	1.09%
	Ron LEACH	0	0.00%	0	0.00%	4	4.35%	4	4.35%
	Tom RECKTENWALD	0	0.00%	0	0.00%	2	2.17%	2	2.17%
	Cast Votes:	0	0.00%	0	0.00%	92	94.85%	92	94.85%
	Over Votes:	0	0.00%	0	0.00%	0	0.00%	0	0.00%
	Under Votes:	0	0.00%	0	0.00%	5	5.15%	5	5.15%
UNITED STATES REPRESENTATIVE in CONGRESS 6th Congressional District, Vote For 1									
	Nancy Jo KEMPER	0	0.00%	0	0.00%	59	67.82%	59	67.82%
	Michael COBLENZ	0	0.00%	0	0.00%	10	11.49%	10	11.49%
	Geoffrey M. "Geoff" YOUNG	0	0.00%	0	0.00%	18	20.69%	18	20.69%
	Cast Votes:	0	0.00%	0	0.00%	87	89.69%	87	89.69%
	Over Votes:	0	0.00%	0	0.00%	0	0.00%	0	0.00%
	Under Votes:	0	0.00%	0	0.00%	10	10.31%	10	10.31%

Precinct Report — Unofficial

PRESIDENTIAL PREFERENCE AND REGULAR PRIMARY — OFFICIAL BALLOT FOR SCOTT COUNTY — May 17, 2016

05/17/2016 07:14 PM

Total Number of Voters : 7,482 of 0 = 0.00%

Precincts Reporting 47 of 47 = 100.00%

Party	Candidate	Absentee		Early		Election		Total	
Precinct A112 (Ballots Cast: 93)									
UNITED STATES SENATOR, Vote For 1									
	Stephen Howard SLAUGHTER	0	0.00%	0	0.00%	1	3.85%	1	3.85%
	James R. GOULD	0	0.00%	0	0.00%	1	3.85%	1	3.85%
	Rand PAUL	0	0.00%	0	0.00%	24	92.31%	24	92.31%
	Cast Votes:	0	0.00%	0	0.00%	26	100.00%	26	100.00%
	Over Votes:	0	0.00%	0	0.00%	0	0.00%	0	0.00%
	Under Votes:	0	0.00%	0	0.00%	0	0.00%	0	0.00%
UNITED STATES REPRESENTATIVE in CONGRESS 6th Congressional District, Vote For 1									
	Roger Q. BRILL	0	0.00%	0	0.00%	6	23.08%	6	23.08%
	Andy BARR	0	0.00%	0	0.00%	20	76.92%	20	76.92%
	Cast Votes:	0	0.00%	0	0.00%	26	100.00%	26	100.00%
	Over Votes:	0	0.00%	0	0.00%	0	0.00%	0	0.00%
	Under Votes:	0	0.00%	0	0.00%	0	0.00%	0	0.00%
PRESIDENT of the UNITED STATES, Vote For 1									
	Martin J. O'MALLEY	0	0.00%	0	0.00%	2	3.08%	2	3.08%
	Bernard "Bernie" SANDERS	0	0.00%	0	0.00%	32	49.23%	32	49.23%
	Hillary CLINTON	0	0.00%	0	0.00%	26	40.00%	26	40.00%
	Roque Rocky DE LA FUENTE	0	0.00%	0	0.00%	0	0.00%	0	0.00%
	"UNCOMMITTED"	0	0.00%	0	0.00%	5	7.69%	5	7.69%
	Cast Votes:	0	0.00%	0	0.00%	65	97.01%	65	97.01%
	Over Votes:	0	0.00%	0	0.00%	0	0.00%	0	0.00%
	Under Votes:	0	0.00%	0	0.00%	2	2.99%	2	2.99%
UNITED STATES SENATOR, Vote For 1									
	Grant T. SHORT	0	0.00%	0	0.00%	3	4.62%	3	4.62%
	Sellus WILDER	0	0.00%	0	0.00%	4	6.15%	4	6.15%
	Jim GRAY	0	0.00%	0	0.00%	55	84.62%	55	84.62%
	Rory HOULIHAN	0	0.00%	0	0.00%	0	0.00%	0	0.00%
	Jeff KENDER	0	0.00%	0	0.00%	1	1.54%	1	1.54%
	Ron LEACH	0	0.00%	0	0.00%	1	1.54%	1	1.54%
	Tom RECKTENWALD	0	0.00%	0	0.00%	1	1.54%	1	1.54%
	Cast Votes:	0	0.00%	0	0.00%	65	97.01%	65	97.01%
	Over Votes:	0	0.00%	0	0.00%	0	0.00%	0	0.00%
	Under Votes:	0	0.00%	0	0.00%	2	2.99%	2	2.99%
UNITED STATES REPRESENTATIVE in CONGRESS 6th Congressional District, Vote For 1									
	Nancy Jo KEMPER	0	0.00%	0	0.00%	38	66.67%	38	66.67%
	Michael COBLENZ	0	0.00%	0	0.00%	7	12.28%	7	12.28%
	Geoffrey M. "Geoff" YOUNG	0	0.00%	0	0.00%	12	21.05%	12	21.05%
	Cast Votes:	0	0.00%	0	0.00%	57	85.07%	57	85.07%
	Over Votes:	0	0.00%	0	0.00%	0	0.00%	0	0.00%
	Under Votes:	0	0.00%	0	0.00%	10	14.93%	10	14.93%

Total Number of Voters : 7,482 of 0 = 0.00%

Precincts Reporting 47 of 47 = 100.00%

Party	Candidate	Absentee		Early		Election		Total	
Precinct A114 (Ballots Cast: 21)									
UNITED STATES SENATOR, Vote For 1									
	Stephen Howard SLAUGHTER	0	0.00%	0	0.00%	2	50.00%	2	50.00%
	James R. GOULD	0	0.00%	0	0.00%	1	25.00%	1	25.00%
	Rand PAUL	0	0.00%	0	0.00%	1	25.00%	1	25.00%
	Cast Votes:	0	0.00%	0	0.00%	4	100.00%	4	100.00%
	Over Votes:	0	0.00%	0	0.00%	0	0.00%	0	0.00%
	Under Votes:	0	0.00%	0	0.00%	0	0.00%	0	0.00%
UNITED STATES REPRESENTATIVE in CONGRESS 6th Congressional District, Vote For 1									
	Roger Q. BRILL	0	0.00%	0	0.00%	1	25.00%	1	25.00%
	Andy BARR	0	0.00%	0	0.00%	3	75.00%	3	75.00%
	Cast Votes:	0	0.00%	0	0.00%	4	100.00%	4	100.00%
	Over Votes:	0	0.00%	0	0.00%	0	0.00%	0	0.00%
	Under Votes:	0	0.00%	0	0.00%	0	0.00%	0	0.00%
STATE REPRESENTATIVE 78th Representative District, Vote For 1									
	Mark HART	0	0.00%	0	0.00%	3	75.00%	3	75.00%
	Sam PIERCE	0	0.00%	0	0.00%	1	25.00%	1	25.00%
	Cast Votes:	0	0.00%	0	0.00%	4	100.00%	4	100.00%
	Over Votes:	0	0.00%	0	0.00%	0	0.00%	0	0.00%
	Under Votes:	0	0.00%	0	0.00%	0	0.00%	0	0.00%
PRESIDENT of the UNITED STATES, Vote For 1									
	Martin J. O'MALLEY	0	0.00%	0	0.00%	0	0.00%	0	0.00%
	Bernard "Bernie" SANDERS	0	0.00%	0	0.00%	5	29.41%	5	29.41%
	Hillary CLINTON	0	0.00%	0	0.00%	11	64.71%	11	64.71%
	Roque Rocky DE LA FUENTE	0	0.00%	0	0.00%	0	0.00%	0	0.00%
	"UNCOMMITTED"	0	0.00%	0	0.00%	1	5.88%	1	5.88%
	Cast Votes:	0	0.00%	0	0.00%	17	100.00%	17	100.00%
	Over Votes:	0	0.00%	0	0.00%	0	0.00%	0	0.00%
	Under Votes:	0	0.00%	0	0.00%	0	0.00%	0	0.00%
UNITED STATES SENATOR, Vote For 1									
	Grant T. SHORT	0	0.00%	0	0.00%	1	6.25%	1	6.25%
	Sellus WILDER	0	0.00%	0	0.00%	2	12.50%	2	12.50%
	Jim GRAY	0	0.00%	0	0.00%	13	81.25%	13	81.25%
	Rory HOULIHAN	0	0.00%	0	0.00%	0	0.00%	0	0.00%
	Jeff KENDER	0	0.00%	0	0.00%	0	0.00%	0	0.00%
	Ron LEACH	0	0.00%	0	0.00%	0	0.00%	0	0.00%
	Tom RECKTENWALD	0	0.00%	0	0.00%	0	0.00%	0	0.00%
	Cast Votes:	0	0.00%	0	0.00%	16	94.12%	16	94.12%
	Over Votes:	0	0.00%	0	0.00%	0	0.00%	0	0.00%
	Under Votes:	0	0.00%	0	0.00%	1	5.88%	1	5.88%

Precinct Report — Unofficial

PRESIDENTIAL PREFERENCE AND REGULAR PRIMARY — OFFICIAL BALLOT FOR SCOTT COUNTY — May 17, 2016

05/17/2016 07:14 PM

Total Number of Voters : 7,482 of 0 = 0.00%

Precincts Reporting 47 of 47 = 100.00%

Party	Candidate	Absentee		Early		Election		Total	
Precinct A114 (Ballots Cast: 21)									
UNITED STATES REPRESENTATIVE in CONGRESS 6th Congressional District, Vote For 1									
	Nancy Jo KEMPER	0	0.00%	0	0.00%	12	75.00%	12	75.00%
	Michael COBLENZ	0	0.00%	0	0.00%	1	6.25%	1	6.25%
	Geoffrey M. "Geoff" YOUNG	0	0.00%	0	0.00%	3	18.75%	3	18.75%
	Cast Votes:	0	0.00%	0	0.00%	16	94.12%	16	94.12%
	Over Votes:	0	0.00%	0	0.00%	0	0.00%	0	0.00%
	Under Votes:	0	0.00%	0	0.00%	1	5.88%	1	5.88%

Party	Candidate	Absentee		Early		Election		Total	
Precinct A116 (Ballots Cast: 94)									
UNITED STATES SENATOR, Vote For 1									
	Stephen Howard SLAUGHTER	0	0.00%	0	0.00%	4	14.29%	4	14.29%
	James R. GOULD	0	0.00%	0	0.00%	2	7.14%	2	7.14%
	Rand PAUL	0	0.00%	0	0.00%	22	78.57%	22	78.57%
	Cast Votes:	0	0.00%	0	0.00%	28	100.00%	28	100.00%
	Over Votes:	0	0.00%	0	0.00%	0	0.00%	0	0.00%
	Under Votes:	0	0.00%	0	0.00%	0	0.00%	0	0.00%
UNITED STATES REPRESENTATIVE in CONGRESS 6th Congressional District, Vote For 1									
	Roger Q. BRILL	0	0.00%	0	0.00%	7	25.00%	7	25.00%
	Andy BARR	0	0.00%	0	0.00%	21	75.00%	21	75.00%
	Cast Votes:	0	0.00%	0	0.00%	28	100.00%	28	100.00%
	Over Votes:	0	0.00%	0	0.00%	0	0.00%	0	0.00%
	Under Votes:	0	0.00%	0	0.00%	0	0.00%	0	0.00%
PRESIDENT of the UNITED STATES, Vote For 1									
	Martin J. O'MALLEY	0	0.00%	0	0.00%	1	1.52%	1	1.52%
	Bernard "Bernie" SANDERS	0	0.00%	0	0.00%	22	33.33%	22	33.33%
	Hillary CLINTON	0	0.00%	0	0.00%	39	59.09%	39	59.09%
	Roque Rocky DE LA FUENTE	0	0.00%	0	0.00%	1	1.52%	1	1.52%
	"UNCOMMITTED"	0	0.00%	0	0.00%	3	4.55%	3	4.55%
	Cast Votes:	0	0.00%	0	0.00%	66	100.00%	66	100.00%
	Over Votes:	0	0.00%	0	0.00%	0	0.00%	0	0.00%
	Under Votes:	0	0.00%	0	0.00%	0	0.00%	0	0.00%
UNITED STATES SENATOR, Vote For 1									
	Grant T. SHORT	0	0.00%	0	0.00%	1	1.64%	1	1.64%
	Sellus WILDER	0	0.00%	0	0.00%	6	9.84%	6	9.84%
	Jim GRAY	0	0.00%	0	0.00%	50	81.97%	50	81.97%
	Rory HOULIHAN	0	0.00%	0	0.00%	1	1.64%	1	1.64%
	Jeff KENDER	0	0.00%	0	0.00%	0	0.00%	0	0.00%
	Ron LEACH	0	0.00%	0	0.00%	1	1.64%	1	1.64%
	Tom RECKTENWALD	0	0.00%	0	0.00%	2	3.28%	2	3.28%
	Cast Votes:	0	0.00%	0	0.00%	61	92.42%	61	92.42%
	Over Votes:	0	0.00%	0	0.00%	0	0.00%	0	0.00%
	Under Votes:	0	0.00%	0	0.00%	5	7.58%	5	7.58%
UNITED STATES REPRESENTATIVE in CONGRESS 6th Congressional District, Vote For 1									
	Nancy Jo KEMPER	0	0.00%	0	0.00%	46	79.31%	46	79.31%
	Michael COBLENZ	0	0.00%	0	0.00%	3	5.17%	3	5.17%
	Geoffrey M. "Geoff" YOUNG	0	0.00%	0	0.00%	9	15.52%	9	15.52%
	Cast Votes:	0	0.00%	0	0.00%	58	87.88%	58	87.88%
	Over Votes:	0	0.00%	0	0.00%	0	0.00%	0	0.00%
	Under Votes:	0	0.00%	0	0.00%	8	12.12%	8	12.12%

Precinct Report — Unofficial

PRESIDENTIAL PREFERENCE AND REGULAR PRIMARY — OFFICIAL BALLOT FOR SCOTT COUNTY — May 17, 2016

05/17/2016 07:14 PM

Total Number of Voters : 7,482 of 0 = 0.00%

Precincts Reporting 47 of 47 = 100.00%

Party	Candidate	Absentee		Early		Election		Total	
Precinct B101 (Ballots Cast: 170)									
UNITED STATES SENATOR, Vote For 1									
	Stephen Howard SLAUGHTER	0	0.00%	0	0.00%	3	5.45%	3	5.45%
	James R. GOULD	0	0.00%	0	0.00%	3	5.45%	3	5.45%
	Rand PAUL	0	0.00%	0	0.00%	49	89.09%	49	89.09%
	Cast Votes:	0	0.00%	0	0.00%	55	98.21%	55	98.21%
	Over Votes:	0	0.00%	0	0.00%	0	0.00%	0	0.00%
	Under Votes:	0	0.00%	0	0.00%	1	1.79%	1	1.79%
UNITED STATES REPRESENTATIVE in CONGRESS 6th Congressional District, Vote For 1									
	Roger Q. BRILL	0	0.00%	0	0.00%	11	19.64%	11	19.64%
	Andy BARR	0	0.00%	0	0.00%	45	80.36%	45	80.36%
	Cast Votes:	0	0.00%	0	0.00%	56	100.00%	56	100.00%
	Over Votes:	0	0.00%	0	0.00%	0	0.00%	0	0.00%
	Under Votes:	0	0.00%	0	0.00%	0	0.00%	0	0.00%
PRESIDENT of the UNITED STATES, Vote For 1									
	Martin J. O'MALLEY	0	0.00%	0	0.00%	0	0.00%	0	0.00%
	Bernard "Bernie" SANDERS	0	0.00%	0	0.00%	64	56.64%	64	56.64%
	Hillary CLINTON	0	0.00%	0	0.00%	47	41.59%	47	41.59%
	Roque Rocky DE LA FUENTE	0	0.00%	0	0.00%	1	0.88%	1	0.88%
	"UNCOMMITTED"	0	0.00%	0	0.00%	1	0.88%	1	0.88%
	Cast Votes:	0	0.00%	0	0.00%	113	99.12%	113	99.12%
	Over Votes:	0	0.00%	0	0.00%	0	0.00%	0	0.00%
	Under Votes:	0	0.00%	0	0.00%	1	0.88%	1	0.88%
UNITED STATES SENATOR, Vote For 1									
	Grant T. SHORT	0	0.00%	0	0.00%	3	2.86%	3	2.86%
	Sellus WILDER	0	0.00%	0	0.00%	13	12.38%	13	12.38%
	Jim GRAY	0	0.00%	0	0.00%	82	78.10%	82	78.10%
	Rory HOULIHAN	0	0.00%	0	0.00%	2	1.90%	2	1.90%
	Jeff KENDER	0	0.00%	0	0.00%	3	2.86%	3	2.86%
	Ron LEACH	0	0.00%	0	0.00%	2	1.90%	2	1.90%
	Tom RECKTENWALD	0	0.00%	0	0.00%	0	0.00%	0	0.00%
	Cast Votes:	0	0.00%	0	0.00%	105	92.11%	105	92.11%
	Over Votes:	0	0.00%	0	0.00%	0	0.00%	0	0.00%
	Under Votes:	0	0.00%	0	0.00%	9	7.89%	9	7.89%
UNITED STATES REPRESENTATIVE in CONGRESS 6th Congressional District, Vote For 1									
	Nancy Jo KEMPER	0	0.00%	0	0.00%	73	71.57%	73	71.57%
	Michael COBLENZ	0	0.00%	0	0.00%	7	6.86%	7	6.86%
	Geoffrey M. "Geoff" YOUNG	0	0.00%	0	0.00%	22	21.57%	22	21.57%
	Cast Votes:	0	0.00%	0	0.00%	102	89.47%	102	89.47%
	Over Votes:	0	0.00%	0	0.00%	0	0.00%	0	0.00%
	Under Votes:	0	0.00%	0	0.00%	12	10.53%	12	10.53%

Precinct Report — Unofficial

PRESIDENTIAL PREFERENCE AND REGULAR PRIMARY — OFFICIAL BALLOT FOR SCOTT COUNTY — May 17, 2016

05/17/2016 07:14 PM

Total Number of Voters : 7,482 of 0 = 0.00%

Precincts Reporting 47 of 47 = 100.00%

Party	Candidate	Absentee		Early		Election		Total	
Precinct B103 (Ballots Cast: 168)									
UNITED STATES SENATOR, Vote For 1									
	Stephen Howard SLAUGHTER	0	0.00%	0	0.00%	1	1.96%	1	1.96%
	James R. GOULD	0	0.00%	0	0.00%	3	5.88%	3	5.88%
	Rand PAUL	0	0.00%	0	0.00%	47	92.16%	47	92.16%
	Cast Votes:	0	0.00%	0	0.00%	51	98.08%	51	98.08%
	Over Votes:	0	0.00%	0	0.00%	0	0.00%	0	0.00%
	Under Votes:	0	0.00%	0	0.00%	1	1.92%	1	1.92%
UNITED STATES REPRESENTATIVE in CONGRESS 6th Congressional District, Vote For 1									
	Roger Q. BRILL	0	0.00%	0	0.00%	6	12.00%	6	12.00%
	Andy BARR	0	0.00%	0	0.00%	44	88.00%	44	88.00%
	Cast Votes:	0	0.00%	0	0.00%	50	96.15%	50	96.15%
	Over Votes:	0	0.00%	0	0.00%	0	0.00%	0	0.00%
	Under Votes:	0	0.00%	0	0.00%	2	3.85%	2	3.85%
PRESIDENT of the UNITED STATES, Vote For 1									
	Martin J. O'MALLEY	0	0.00%	0	0.00%	1	0.87%	1	0.87%
	Bernard "Bernie" SANDERS	0	0.00%	0	0.00%	51	44.35%	51	44.35%
	Hillary CLINTON	0	0.00%	0	0.00%	52	45.22%	52	45.22%
	Roque Rocky DE LA FUENTE	0	0.00%	0	0.00%	0	0.00%	0	0.00%
	"UNCOMMITTED"	0	0.00%	0	0.00%	11	9.57%	11	9.57%
	Cast Votes:	0	0.00%	0	0.00%	115	99.14%	115	99.14%
	Over Votes:	0	0.00%	0	0.00%	0	0.00%	0	0.00%
	Under Votes:	0	0.00%	0	0.00%	1	0.86%	1	0.86%
UNITED STATES SENATOR, Vote For 1									
	Grant T. SHORT	0	0.00%	0	0.00%	2	1.77%	2	1.77%
	Sellus WILDER	0	0.00%	0	0.00%	9	7.96%	9	7.96%
	Jim GRAY	0	0.00%	0	0.00%	89	78.76%	89	78.76%
	Rory HOULIHAN	0	0.00%	0	0.00%	3	2.65%	3	2.65%
	Jeff KENDER	0	0.00%	0	0.00%	5	4.42%	5	4.42%
	Ron LEACH	0	0.00%	0	0.00%	3	2.65%	3	2.65%
	Tom RECKTENWALD	0	0.00%	0	0.00%	2	1.77%	2	1.77%
	Cast Votes:	0	0.00%	0	0.00%	113	97.41%	113	97.41%
	Over Votes:	0	0.00%	0	0.00%	0	0.00%	0	0.00%
	Under Votes:	0	0.00%	0	0.00%	3	2.59%	3	2.59%
UNITED STATES REPRESENTATIVE in CONGRESS 6th Congressional District, Vote For 1									
	Nancy Jo KEMPER	0	0.00%	0	0.00%	74	71.84%	74	71.84%
	Michael COBLENZ	0	0.00%	0	0.00%	11	10.68%	11	10.68%
	Geoffrey M. "Geoff" YOUNG	0	0.00%	0	0.00%	18	17.48%	18	17.48%
	Cast Votes:	0	0.00%	0	0.00%	103	88.79%	103	88.79%
	Over Votes:	0	0.00%	0	0.00%	0	0.00%	0	0.00%
	Under Votes:	0	0.00%	0	0.00%	13	11.21%	13	11.21%

Precinct Report — Unofficial

PRESIDENTIAL PREFERENCE AND REGULAR PRIMARY — OFFICIAL BALLOT FOR SCOTT COUNTY — May 17, 2016

05/17/2016 07:14 PM

Total Number of Voters : 7,482 of 0 = 0.00%

Precincts Reporting 47 of 47 = 100.00%

Party	Candidate	Absentee		Early		Election		Total	
Precinct B105 (Ballots Cast: 168)									
UNITED STATES SENATOR, Vote For 1									
	Stephen Howard SLAUGHTER	0	0.00%	0	0.00%	2	4.17%	2	4.17%
	James R. GOULD	0	0.00%	0	0.00%	4	8.33%	4	8.33%
	Rand PAUL	0	0.00%	0	0.00%	42	87.50%	42	87.50%
	Cast Votes:	0	0.00%	0	0.00%	48	100.00%	48	100.00%
	Over Votes:	0	0.00%	0	0.00%	0	0.00%	0	0.00%
	Under Votes:	0	0.00%	0	0.00%	0	0.00%	0	0.00%
UNITED STATES REPRESENTATIVE in CONGRESS 6th Congressional District, Vote For 1									
	Roger Q. BRILL	0	0.00%	0	0.00%	7	14.58%	7	14.58%
	Andy BARR	0	0.00%	0	0.00%	41	85.42%	41	85.42%
	Cast Votes:	0	0.00%	0	0.00%	48	100.00%	48	100.00%
	Over Votes:	0	0.00%	0	0.00%	0	0.00%	0	0.00%
	Under Votes:	0	0.00%	0	0.00%	0	0.00%	0	0.00%
PRESIDENT of the UNITED STATES, Vote For 1									
	Martin J. O'MALLEY	0	0.00%	0	0.00%	3	2.59%	3	2.59%
	Bernard "Bernie" SANDERS	0	0.00%	0	0.00%	54	46.55%	54	46.55%
	Hillary CLINTON	0	0.00%	0	0.00%	55	47.41%	55	47.41%
	Roque Rocky DE LA FUENTE	0	0.00%	0	0.00%	1	0.86%	1	0.86%
	"UNCOMMITTED"	0	0.00%	0	0.00%	3	2.59%	3	2.59%
	Cast Votes:	0	0.00%	0	0.00%	116	96.67%	116	96.67%
	Over Votes:	0	0.00%	0	0.00%	0	0.00%	0	0.00%
	Under Votes:	0	0.00%	0	0.00%	4	3.33%	4	3.33%
UNITED STATES SENATOR, Vote For 1									
	Grant T. SHORT	0	0.00%	0	0.00%	3	2.78%	3	2.78%
	Sellus WILDER	0	0.00%	0	0.00%	13	12.04%	13	12.04%
	Jim GRAY	0	0.00%	0	0.00%	87	80.56%	87	80.56%
	Rory HOULIHAN	0	0.00%	0	0.00%	0	0.00%	0	0.00%
	Jeff KENDER	0	0.00%	0	0.00%	2	1.85%	2	1.85%
	Ron LEACH	0	0.00%	0	0.00%	0	0.00%	0	0.00%
	Tom RECKTENWALD	0	0.00%	0	0.00%	3	2.78%	3	2.78%
	Cast Votes:	0	0.00%	0	0.00%	108	90.00%	108	90.00%
	Over Votes:	0	0.00%	0	0.00%	0	0.00%	0	0.00%
	Under Votes:	0	0.00%	0	0.00%	12	10.00%	12	10.00%
UNITED STATES REPRESENTATIVE in CONGRESS 6th Congressional District, Vote For 1									
	Nancy Jo KEMPER	0	0.00%	0	0.00%	69	65.71%	69	65.71%
	Michael COBLENZ	0	0.00%	0	0.00%	9	8.57%	9	8.57%
	Geoffrey M. "Geoff" YOUNG	0	0.00%	0	0.00%	27	25.71%	27	25.71%
	Cast Votes:	0	0.00%	0	0.00%	105	87.50%	105	87.50%
	Over Votes:	0	0.00%	0	0.00%	0	0.00%	0	0.00%
	Under Votes:	0	0.00%	0	0.00%	15	12.50%	15	12.50%

Precinct Report — Unofficial

PRESIDENTIAL PREFERENCE AND REGULAR PRIMARY — OFFICIAL BALLOT FOR SCOTT COUNTY — May 17, 2016

05/17/2016 07:14 PM

Total Number of Voters : 7,482 of 0 = 0.00%

Precincts Reporting 47 of 47 = 100.00%

Party	Candidate	Absentee		Early		Election		Total	
Precinct B109 (Ballots Cast: 110)									
UNITED STATES SENATOR, Vote For 1									
	Stephen Howard SLAUGHTER	0	0.00%	0	0.00%	2	6.90%	2	6.90%
	James R. GOULD	0	0.00%	0	0.00%	5	17.24%	5	17.24%
	Rand PAUL	0	0.00%	0	0.00%	22	75.86%	22	75.86%
	Cast Votes:	0	0.00%	0	0.00%	29	100.00%	29	100.00%
	Over Votes:	0	0.00%	0	0.00%	0	0.00%	0	0.00%
	Under Votes:	0	0.00%	0	0.00%	0	0.00%	0	0.00%
UNITED STATES REPRESENTATIVE in CONGRESS 6th Congressional District, Vote For 1									
	Roger Q. BRILL	0	0.00%	0	0.00%	8	27.59%	8	27.59%
	Andy BARR	0	0.00%	0	0.00%	21	72.41%	21	72.41%
	Cast Votes:	0	0.00%	0	0.00%	29	100.00%	29	100.00%
	Over Votes:	0	0.00%	0	0.00%	0	0.00%	0	0.00%
	Under Votes:	0	0.00%	0	0.00%	0	0.00%	0	0.00%
PRESIDENT of the UNITED STATES, Vote For 1									
	Martin J. O'MALLEY	0	0.00%	0	0.00%	0	0.00%	0	0.00%
	Bernard "Bernie" SANDERS	0	0.00%	0	0.00%	32	40.51%	32	40.51%
	Hillary CLINTON	0	0.00%	0	0.00%	44	55.70%	44	55.70%
	Roque Rocky DE LA FUENTE	0	0.00%	0	0.00%	0	0.00%	0	0.00%
	"UNCOMMITTED"	0	0.00%	0	0.00%	3	3.80%	3	3.80%
	Cast Votes:	0	0.00%	0	0.00%	79	97.53%	79	97.53%
	Over Votes:	0	0.00%	0	0.00%	0	0.00%	0	0.00%
	Under Votes:	0	0.00%	0	0.00%	2	2.47%	2	2.47%
UNITED STATES SENATOR, Vote For 1									
	Grant T. SHORT	0	0.00%	0	0.00%	2	2.53%	2	2.53%
	Sellus WILDER	0	0.00%	0	0.00%	8	10.13%	8	10.13%
	Jim GRAY	0	0.00%	0	0.00%	66	83.54%	66	83.54%
	Rory HOULIHAN	0	0.00%	0	0.00%	2	2.53%	2	2.53%
	Jeff KENDER	0	0.00%	0	0.00%	0	0.00%	0	0.00%
	Ron LEACH	0	0.00%	0	0.00%	1	1.27%	1	1.27%
	Tom RECKTENWALD	0	0.00%	0	0.00%	0	0.00%	0	0.00%
	Cast Votes:	0	0.00%	0	0.00%	79	97.53%	79	97.53%
	Over Votes:	0	0.00%	0	0.00%	0	0.00%	0	0.00%
	Under Votes:	0	0.00%	0	0.00%	2	2.47%	2	2.47%
UNITED STATES REPRESENTATIVE in CONGRESS 6th Congressional District, Vote For 1									
	Nancy Jo KEMPER	0	0.00%	0	0.00%	66	83.54%	66	83.54%
	Michael COBLENZ	0	0.00%	0	0.00%	1	1.27%	1	1.27%
	Geoffrey M. "Geoff" YOUNG	0	0.00%	0	0.00%	12	15.19%	12	15.19%
	Cast Votes:	0	0.00%	0	0.00%	79	97.53%	79	97.53%
	Over Votes:	0	0.00%	0	0.00%	0	0.00%	0	0.00%
	Under Votes:	0	0.00%	0	0.00%	2	2.47%	2	2.47%

Precinct Report — Unofficial

PRESIDENTIAL PREFERENCE AND REGULAR PRIMARY — OFFICIAL BALLOT FOR SCOTT COUNTY — May 17, 2016

05/17/2016 07:14 PM

Total Number of Voters : 7,482 of 0 = 0.00%

Precincts Reporting 47 of 47 = 100.00%

Party	Candidate	Absentee		Early		Election		Total	
Precinct B111 (Ballots Cast: 168)									
UNITED STATES SENATOR, Vote For 1									
	Stephen Howard SLAUGHTER	0	0.00%	0	0.00%	3	6.67%	3	6.67%
	James R. GOULD	0	0.00%	0	0.00%	5	11.11%	5	11.11%
	Rand PAUL	0	0.00%	0	0.00%	37	82.22%	37	82.22%
	Cast Votes:	0	0.00%	0	0.00%	45	97.83%	45	97.83%
	Over Votes:	0	0.00%	0	0.00%	0	0.00%	0	0.00%
	Under Votes:	0	0.00%	0	0.00%	1	2.17%	1	2.17%
UNITED STATES REPRESENTATIVE in CONGRESS 6th Congressional District, Vote For 1									
	Roger Q. BRILL	0	0.00%	0	0.00%	9	19.57%	9	19.57%
	Andy BARR	0	0.00%	0	0.00%	37	80.43%	37	80.43%
	Cast Votes:	0	0.00%	0	0.00%	46	100.00%	46	100.00%
	Over Votes:	0	0.00%	0	0.00%	0	0.00%	0	0.00%
	Under Votes:	0	0.00%	0	0.00%	0	0.00%	0	0.00%
PRESIDENT of the UNITED STATES, Vote For 1									
	Martin J. O'MALLEY	0	0.00%	0	0.00%	0	0.00%	0	0.00%
	Bernard "Bernie" SANDERS	0	0.00%	0	0.00%	70	57.38%	70	57.38%
	Hillary CLINTON	0	0.00%	0	0.00%	44	36.07%	44	36.07%
	Roque Rocky DE LA FUENTE	0	0.00%	0	0.00%	0	0.00%	0	0.00%
	"UNCOMMITTED"	0	0.00%	0	0.00%	8	6.56%	8	6.56%
	Cast Votes:	0	0.00%	0	0.00%	122	100.00%	122	100.00%
	Over Votes:	0	0.00%	0	0.00%	0	0.00%	0	0.00%
	Under Votes:	0	0.00%	0	0.00%	0	0.00%	0	0.00%
UNITED STATES SENATOR, Vote For 1									
	Grant T. SHORT	0	0.00%	0	0.00%	4	3.51%	4	3.51%
	Sellus WILDER	0	0.00%	0	0.00%	10	8.77%	10	8.77%
	Jim GRAY	0	0.00%	0	0.00%	87	76.32%	87	76.32%
	Rory HOULIHAN	0	0.00%	0	0.00%	4	3.51%	4	3.51%
	Jeff KENDER	0	0.00%	0	0.00%	3	2.63%	3	2.63%
	Ron LEACH	0	0.00%	0	0.00%	4	3.51%	4	3.51%
	Tom RECKTENWALD	0	0.00%	0	0.00%	2	1.75%	2	1.75%
	Cast Votes:	0	0.00%	0	0.00%	114	93.44%	114	93.44%
	Over Votes:	0	0.00%	0	0.00%	0	0.00%	0	0.00%
	Under Votes:	0	0.00%	0	0.00%	8	6.56%	8	6.56%
UNITED STATES REPRESENTATIVE in CONGRESS 6th Congressional District, Vote For 1									
	Nancy Jo KEMPER	0	0.00%	0	0.00%	74	67.89%	74	67.89%
	Michael COBLENZ	0	0.00%	0	0.00%	8	7.34%	8	7.34%
	Geoffrey M. "Geoff" YOUNG	0	0.00%	0	0.00%	27	24.77%	27	24.77%
	Cast Votes:	0	0.00%	0	0.00%	109	89.34%	109	89.34%
	Over Votes:	0	0.00%	0	0.00%	0	0.00%	0	0.00%
	Under Votes:	0	0.00%	0	0.00%	13	10.66%	13	10.66%

Precinct Report — Unofficial

PRESIDENTIAL PREFERENCE AND REGULAR PRIMARY — OFFICIAL BALLOT FOR SCOTT COUNTY — May 17, 2016

05/17/2016 07:14 PM

Total Number of Voters : 7,482 of 0 = 0.00%

Precincts Reporting 47 of 47 = 100.00%

Party	Candidate	Absentee		Early		Election		Total	
Precinct B113 (Ballots Cast: 171)									
UNITED STATES SENATOR, Vote For 1									
	Stephen Howard SLAUGHTER	0	0.00%	0	0.00%	4	7.41%	4	7.41%
	James R. GOULD	0	0.00%	0	0.00%	2	3.70%	2	3.70%
	Rand PAUL	0	0.00%	0	0.00%	48	88.89%	48	88.89%
	Cast Votes:	0	0.00%	0	0.00%	54	98.18%	54	98.18%
	Over Votes:	0	0.00%	0	0.00%	0	0.00%	0	0.00%
	Under Votes:	0	0.00%	0	0.00%	1	1.82%	1	1.82%
UNITED STATES REPRESENTATIVE in CONGRESS 6th Congressional District, Vote For 1									
	Roger Q. BRILL	0	0.00%	0	0.00%	8	14.55%	8	14.55%
	Andy BARR	0	0.00%	0	0.00%	47	85.45%	47	85.45%
	Cast Votes:	0	0.00%	0	0.00%	55	100.00%	55	100.00%
	Over Votes:	0	0.00%	0	0.00%	0	0.00%	0	0.00%
	Under Votes:	0	0.00%	0	0.00%	0	0.00%	0	0.00%
PRESIDENT of the UNITED STATES, Vote For 1									
	Martin J. O'MALLEY	0	0.00%	0	0.00%	0	0.00%	0	0.00%
	Bernard "Bernie" SANDERS	0	0.00%	0	0.00%	56	48.28%	56	48.28%
	Hillary CLINTON	0	0.00%	0	0.00%	53	45.69%	53	45.69%
	Roque Rocky DE LA FUENTE	0	0.00%	0	0.00%	1	0.86%	1	0.86%
	"UNCOMMITTED"	0	0.00%	0	0.00%	6	5.17%	6	5.17%
	Cast Votes:	0	0.00%	0	0.00%	116	100.00%	116	100.00%
	Over Votes:	0	0.00%	0	0.00%	0	0.00%	0	0.00%
	Under Votes:	0	0.00%	0	0.00%	0	0.00%	0	0.00%
UNITED STATES SENATOR, Vote For 1									
	Grant T. SHORT	0	0.00%	0	0.00%	2	1.77%	2	1.77%
	Sellus WILDER	0	0.00%	0	0.00%	4	3.54%	4	3.54%
	Jim GRAY	0	0.00%	0	0.00%	98	86.73%	98	86.73%
	Rory HOULIHAN	0	0.00%	0	0.00%	2	1.77%	2	1.77%
	Jeff KENDER	0	0.00%	0	0.00%	3	2.65%	3	2.65%
	Ron LEACH	0	0.00%	0	0.00%	3	2.65%	3	2.65%
	Tom RECKTENWALD	0	0.00%	0	0.00%	1	0.88%	1	0.88%
	Cast Votes:	0	0.00%	0	0.00%	113	97.41%	113	97.41%
	Over Votes:	0	0.00%	0	0.00%	0	0.00%	0	0.00%
	Under Votes:	0	0.00%	0	0.00%	3	2.59%	3	2.59%
UNITED STATES REPRESENTATIVE in CONGRESS 6th Congressional District, Vote For 1									
	Nancy Jo KEMPER	0	0.00%	0	0.00%	73	68.87%	73	68.87%
	Michael COBLENZ	0	0.00%	0	0.00%	9	8.49%	9	8.49%
	Geoffrey M. "Geoff" YOUNG	0	0.00%	0	0.00%	24	22.64%	24	22.64%
	Cast Votes:	0	0.00%	0	0.00%	106	91.38%	106	91.38%
	Over Votes:	0	0.00%	0	0.00%	0	0.00%	0	0.00%
	Under Votes:	0	0.00%	0	0.00%	10	8.62%	10	8.62%

Precinct Report — Unofficial

PRESIDENTIAL PREFERENCE AND REGULAR PRIMARY — OFFICIAL BALLOT FOR SCOTT COUNTY — May 17, 2016

05/17/2016 07:14 PM

Total Number of Voters : 7,482 of 0 = 0.00%

Precincts Reporting 47 of 47 = 100.00%

Party	Candidate	Absentee		Early		Election		Total	
Precinct C108 (Ballots Cast: 204)									
UNITED STATES SENATOR, Vote For 1									
	Stephen Howard SLAUGHTER	0	0.00%	0	0.00%	3	4.00%	3	4.00%
	James R. GOULD	0	0.00%	0	0.00%	6	8.00%	6	8.00%
	Rand PAUL	0	0.00%	0	0.00%	66	88.00%	66	88.00%
	Cast Votes:	0	0.00%	0	0.00%	75	98.68%	75	98.68%
	Over Votes:	0	0.00%	0	0.00%	0	0.00%	0	0.00%
	Under Votes:	0	0.00%	0	0.00%	1	1.32%	1	1.32%
UNITED STATES REPRESENTATIVE in CONGRESS 6th Congressional District, Vote For 1									
	Roger Q. BRILL	0	0.00%	0	0.00%	20	26.67%	20	26.67%
	Andy BARR	0	0.00%	0	0.00%	55	73.33%	55	73.33%
	Cast Votes:	0	0.00%	0	0.00%	75	98.68%	75	98.68%
	Over Votes:	0	0.00%	0	0.00%	0	0.00%	0	0.00%
	Under Votes:	0	0.00%	0	0.00%	1	1.32%	1	1.32%
PRESIDENT of the UNITED STATES, Vote For 1									
	Martin J. O'MALLEY	0	0.00%	0	0.00%	1	0.79%	1	0.79%
	Bernard "Bernie" SANDERS	0	0.00%	0	0.00%	74	58.27%	74	58.27%
	Hillary CLINTON	0	0.00%	0	0.00%	46	36.22%	46	36.22%
	Roque Rocky DE LA FUENTE	0	0.00%	0	0.00%	1	0.79%	1	0.79%
	"UNCOMMITTED"	0	0.00%	0	0.00%	5	3.94%	5	3.94%
	Cast Votes:	0	0.00%	0	0.00%	127	99.22%	127	99.22%
	Over Votes:	0	0.00%	0	0.00%	0	0.00%	0	0.00%
	Under Votes:	0	0.00%	0	0.00%	1	0.78%	1	0.78%
UNITED STATES SENATOR, Vote For 1									
	Grant T. SHORT	0	0.00%	0	0.00%	5	4.00%	5	4.00%
	Sellus WILDER	0	0.00%	0	0.00%	7	5.60%	7	5.60%
	Jim GRAY	0	0.00%	0	0.00%	105	84.00%	105	84.00%
	Rory HOULIHAN	0	0.00%	0	0.00%	2	1.60%	2	1.60%
	Jeff KENDER	0	0.00%	0	0.00%	0	0.00%	0	0.00%
	Ron LEACH	0	0.00%	0	0.00%	3	2.40%	3	2.40%
	Tom RECKTENWALD	0	0.00%	0	0.00%	3	2.40%	3	2.40%
	Cast Votes:	0	0.00%	0	0.00%	125	97.66%	125	97.66%
	Over Votes:	0	0.00%	0	0.00%	0	0.00%	0	0.00%
	Under Votes:	0	0.00%	0	0.00%	3	2.34%	3	2.34%
UNITED STATES REPRESENTATIVE in CONGRESS 6th Congressional District, Vote For 1									
	Nancy Jo KEMPER	0	0.00%	0	0.00%	85	71.43%	85	71.43%
	Michael COBLENZ	0	0.00%	0	0.00%	10	8.40%	10	8.40%
	Geoffrey M. "Geoff" YOUNG	0	0.00%	0	0.00%	24	20.17%	24	20.17%
	Cast Votes:	0	0.00%	0	0.00%	119	92.97%	119	92.97%
	Over Votes:	0	0.00%	0	0.00%	0	0.00%	0	0.00%
	Under Votes:	0	0.00%	0	0.00%	9	7.03%	9	7.03%

Precinct Report — Unofficial

PRESIDENTIAL PREFERENCE AND REGULAR PRIMARY — OFFICIAL BALLOT FOR SCOTT COUNTY — May 17, 2016

05/17/2016 07:14 PM

Total Number of Voters : 7,482 of 0 = 0.00%

Precincts Reporting 47 of 47 = 100.00%

Party	Candidate	Absentee		Early		Election		Total	
Precinct C110 (Ballots Cast: 152)									
UNITED STATES SENATOR, Vote For 1									
	Stephen Howard SLAUGHTER	0	0.00%	0	0.00%	2	5.71%	2	5.71%
	James R. GOULD	0	0.00%	0	0.00%	1	2.86%	1	2.86%
	Rand PAUL	0	0.00%	0	0.00%	32	91.43%	32	91.43%
	Cast Votes:	0	0.00%	0	0.00%	35	97.22%	35	97.22%
	Over Votes:	0	0.00%	0	0.00%	0	0.00%	0	0.00%
	Under Votes:	0	0.00%	0	0.00%	1	2.78%	1	2.78%
UNITED STATES REPRESENTATIVE in CONGRESS 6th Congressional District, Vote For 1									
	Roger Q. BRILL	0	0.00%	0	0.00%	6	17.14%	6	17.14%
	Andy BARR	0	0.00%	0	0.00%	29	82.86%	29	82.86%
	Cast Votes:	0	0.00%	0	0.00%	35	97.22%	35	97.22%
	Over Votes:	0	0.00%	0	0.00%	0	0.00%	0	0.00%
	Under Votes:	0	0.00%	0	0.00%	1	2.78%	1	2.78%
PRESIDENT of the UNITED STATES, Vote For 1									
	Martin J. O'MALLEY	0	0.00%	0	0.00%	0	0.00%	0	0.00%
	Bernard "Bernie" SANDERS	0	0.00%	0	0.00%	52	45.22%	52	45.22%
	Hillary CLINTON	0	0.00%	0	0.00%	60	52.17%	60	52.17%
	Roque Rocky DE LA FUENTE	0	0.00%	0	0.00%	0	0.00%	0	0.00%
	"UNCOMMITTED"	0	0.00%	0	0.00%	3	2.61%	3	2.61%
	Cast Votes:	0	0.00%	0	0.00%	115	99.14%	115	99.14%
	Over Votes:	0	0.00%	0	0.00%	0	0.00%	0	0.00%
	Under Votes:	0	0.00%	0	0.00%	1	0.86%	1	0.86%
UNITED STATES SENATOR, Vote For 1									
	Grant T. SHORT	0	0.00%	0	0.00%	1	0.91%	1	0.91%
	Sellus WILDER	0	0.00%	0	0.00%	15	13.64%	15	13.64%
	Jim GRAY	0	0.00%	0	0.00%	85	77.27%	85	77.27%
	Rory HOULIHAN	0	0.00%	0	0.00%	5	4.55%	5	4.55%
	Jeff KENDER	0	0.00%	0	0.00%	2	1.82%	2	1.82%
	Ron LEACH	0	0.00%	0	0.00%	2	1.82%	2	1.82%
	Tom RECKTENWALD	0	0.00%	0	0.00%	0	0.00%	0	0.00%
	Cast Votes:	0	0.00%	0	0.00%	110	94.83%	110	94.83%
	Over Votes:	0	0.00%	0	0.00%	0	0.00%	0	0.00%
	Under Votes:	0	0.00%	0	0.00%	6	5.17%	6	5.17%
UNITED STATES REPRESENTATIVE in CONGRESS 6th Congressional District, Vote For 1									
	Nancy Jo KEMPER	0	0.00%	0	0.00%	83	81.37%	83	81.37%
	Michael COBLENZ	0	0.00%	0	0.00%	7	6.86%	7	6.86%
	Geoffrey M. "Geoff" YOUNG	0	0.00%	0	0.00%	12	11.76%	12	11.76%
	Cast Votes:	0	0.00%	0	0.00%	102	87.93%	102	87.93%
	Over Votes:	0	0.00%	0	0.00%	0	0.00%	0	0.00%
	Under Votes:	0	0.00%	0	0.00%	14	12.07%	14	12.07%

Precinct Report — Unofficial

PRESIDENTIAL PREFERENCE AND REGULAR PRIMARY — OFFICIAL BALLOT FOR SCOTT COUNTY — May 17, 2016

05/17/2016 07:14 PM

Total Number of Voters : 7,482 of 0 = 0.00%

Precincts Reporting 47 of 47 = 100.00%

Party	Candidate	Absentee		Early		Election		Total	
Precinct C112 (Ballots Cast: 214)									
UNITED STATES SENATOR, Vote For 1									
	Stephen Howard SLAUGHTER	0	0.00%	0	0.00%	2	3.03%	2	3.03%
	James R. GOULD	0	0.00%	0	0.00%	2	3.03%	2	3.03%
	Rand PAUL	0	0.00%	0	0.00%	62	93.94%	62	93.94%
	Cast Votes:	0	0.00%	0	0.00%	66	100.00%	66	100.00%
	Over Votes:	0	0.00%	0	0.00%	0	0.00%	0	0.00%
	Under Votes:	0	0.00%	0	0.00%	0	0.00%	0	0.00%
UNITED STATES REPRESENTATIVE in CONGRESS 6th Congressional District, Vote For 1									
	Roger Q. BRILL	0	0.00%	0	0.00%	14	21.21%	14	21.21%
	Andy BARR	0	0.00%	0	0.00%	52	78.79%	52	78.79%
	Cast Votes:	0	0.00%	0	0.00%	66	100.00%	66	100.00%
	Over Votes:	0	0.00%	0	0.00%	0	0.00%	0	0.00%
	Under Votes:	0	0.00%	0	0.00%	0	0.00%	0	0.00%
PRESIDENT of the UNITED STATES, Vote For 1									
	Martin J. O'MALLEY	0	0.00%	0	0.00%	1	0.68%	1	0.68%
	Bernard "Bernie" SANDERS	0	0.00%	0	0.00%	75	50.68%	75	50.68%
	Hillary CLINTON	0	0.00%	0	0.00%	66	44.59%	66	44.59%
	Roque Rocky DE LA FUENTE	0	0.00%	0	0.00%	0	0.00%	0	0.00%
	"UNCOMMITTED"	0	0.00%	0	0.00%	6	4.05%	6	4.05%
	Cast Votes:	0	0.00%	0	0.00%	148	100.00%	148	100.00%
	Over Votes:	0	0.00%	0	0.00%	0	0.00%	0	0.00%
	Under Votes:	0	0.00%	0	0.00%	0	0.00%	0	0.00%
UNITED STATES SENATOR, Vote For 1									
	Grant T. SHORT	0	0.00%	0	0.00%	3	2.10%	3	2.10%
	Sellus WILDER	0	0.00%	0	0.00%	13	9.09%	13	9.09%
	Jim GRAY	0	0.00%	0	0.00%	122	85.31%	122	85.31%
	Rory HOULIHAN	0	0.00%	0	0.00%	1	0.70%	1	0.70%
	Jeff KENDER	0	0.00%	0	0.00%	2	1.40%	2	1.40%
	Ron LEACH	0	0.00%	0	0.00%	1	0.70%	1	0.70%
	Tom RECKTENWALD	0	0.00%	0	0.00%	1	0.70%	1	0.70%
	Cast Votes:	0	0.00%	0	0.00%	143	96.62%	143	96.62%
	Over Votes:	0	0.00%	0	0.00%	0	0.00%	0	0.00%
	Under Votes:	0	0.00%	0	0.00%	5	3.38%	5	3.38%
UNITED STATES REPRESENTATIVE in CONGRESS 6th Congressional District, Vote For 1									
	Nancy Jo KEMPER	0	0.00%	0	0.00%	99	72.26%	99	72.26%
	Michael COBLENZ	0	0.00%	0	0.00%	9	6.57%	9	6.57%
	Geoffrey M. "Geoff" YOUNG	0	0.00%	0	0.00%	29	21.17%	29	21.17%
	Cast Votes:	0	0.00%	0	0.00%	137	92.57%	137	92.57%
	Over Votes:	0	0.00%	0	0.00%	0	0.00%	0	0.00%
	Under Votes:	0	0.00%	0	0.00%	11	7.43%	11	7.43%

Total Number of Voters : 7,482 of 0 = 0.00%

Precincts Reporting 47 of 47 = 100.00%

Party	Candidate	Absentee		Early		Election		Total	
Precinct C114 (Ballots Cast: 138)									
UNITED STATES SENATOR, Vote For 1									
	Stephen Howard SLAUGHTER	0	0.00%	0	0.00%	2	6.25%	2	6.25%
	James R. GOULD	0	0.00%	0	0.00%	1	3.13%	1	3.13%
	Rand PAUL	0	0.00%	0	0.00%	29	90.63%	29	90.63%
	Cast Votes:	0	0.00%	0	0.00%	32	100.00%	32	100.00%
	Over Votes:	0	0.00%	0	0.00%	0	0.00%	0	0.00%
	Under Votes:	0	0.00%	0	0.00%	0	0.00%	0	0.00%
UNITED STATES REPRESENTATIVE in CONGRESS 6th Congressional District, Vote For 1									
	Roger Q. BRILL	0	0.00%	0	0.00%	7	21.88%	7	21.88%
	Andy BARR	0	0.00%	0	0.00%	25	78.13%	25	78.13%
	Cast Votes:	0	0.00%	0	0.00%	32	100.00%	32	100.00%
	Over Votes:	0	0.00%	0	0.00%	0	0.00%	0	0.00%
	Under Votes:	0	0.00%	0	0.00%	0	0.00%	0	0.00%
PRESIDENT of the UNITED STATES, Vote For 1									
	Martin J. O'MALLEY	0	0.00%	0	0.00%	1	0.96%	1	0.96%
	Bernard "Bernie" SANDERS	0	0.00%	0	0.00%	45	43.27%	45	43.27%
	Hillary CLINTON	0	0.00%	0	0.00%	55	52.88%	55	52.88%
	Roque Rocky DE LA FUENTE	0	0.00%	0	0.00%	0	0.00%	0	0.00%
	"UNCOMMITTED"	0	0.00%	0	0.00%	3	2.88%	3	2.88%
	Cast Votes:	0	0.00%	0	0.00%	104	98.11%	104	98.11%
	Over Votes:	0	0.00%	0	0.00%	0	0.00%	0	0.00%
	Under Votes:	0	0.00%	0	0.00%	2	1.89%	2	1.89%
UNITED STATES SENATOR, Vote For 1									
	Grant T. SHORT	0	0.00%	0	0.00%	2	2.00%	2	2.00%
	Sellus WILDER	0	0.00%	0	0.00%	9	9.00%	9	9.00%
	Jim GRAY	0	0.00%	0	0.00%	85	85.00%	85	85.00%
	Rory HOULIHAN	0	0.00%	0	0.00%	0	0.00%	0	0.00%
	Jeff KENDER	0	0.00%	0	0.00%	1	1.00%	1	1.00%
	Ron LEACH	0	0.00%	0	0.00%	2	2.00%	2	2.00%
	Tom RECKTENWALD	0	0.00%	0	0.00%	1	1.00%	1	1.00%
	Cast Votes:	0	0.00%	0	0.00%	100	94.34%	100	94.34%
	Over Votes:	0	0.00%	0	0.00%	0	0.00%	0	0.00%
	Under Votes:	0	0.00%	0	0.00%	6	5.66%	6	5.66%
UNITED STATES REPRESENTATIVE in CONGRESS 6th Congressional District, Vote For 1									
	Nancy Jo KEMPER	0	0.00%	0	0.00%	66	70.97%	66	70.97%
	Michael COBLENZ	0	0.00%	0	0.00%	9	9.68%	9	9.68%
	Geoffrey M. "Geoff" YOUNG	0	0.00%	0	0.00%	18	19.35%	18	19.35%
	Cast Votes:	0	0.00%	0	0.00%	93	87.74%	93	87.74%
	Over Votes:	0	0.00%	0	0.00%	0	0.00%	0	0.00%
	Under Votes:	0	0.00%	0	0.00%	13	12.26%	13	12.26%

Precinct Report — Unofficial

PRESIDENTIAL PREFERENCE AND REGULAR PRIMARY — OFFICIAL BALLOT FOR SCOTT COUNTY — May 17, 2016

05/17/2016 07:14 PM

Total Number of Voters : 7,482 of 0 = 0.00%

Precincts Reporting 47 of 47 = 100.00%

Party	Candidate	Absentee		Early		Election		Total	
Precinct C116 (Ballots Cast: 232)									
UNITED STATES SENATOR, Vote For 1									
	Stephen Howard SLAUGHTER	0	0.00%	0	0.00%	6	7.50%	6	7.50%
	James R. GOULD	0	0.00%	0	0.00%	3	3.75%	3	3.75%
	Rand PAUL	0	0.00%	0	0.00%	71	88.75%	71	88.75%
	Cast Votes:	0	0.00%	0	0.00%	80	100.00%	80	100.00%
	Over Votes:	0	0.00%	0	0.00%	0	0.00%	0	0.00%
	Under Votes:	0	0.00%	0	0.00%	0	0.00%	0	0.00%
UNITED STATES REPRESENTATIVE in CONGRESS 6th Congressional District, Vote For 1									
	Roger Q. BRILL	0	0.00%	0	0.00%	16	20.25%	16	20.25%
	Andy BARR	0	0.00%	0	0.00%	63	79.75%	63	79.75%
	Cast Votes:	0	0.00%	0	0.00%	79	98.75%	79	98.75%
	Over Votes:	0	0.00%	0	0.00%	0	0.00%	0	0.00%
	Under Votes:	0	0.00%	0	0.00%	1	1.25%	1	1.25%
PRESIDENT of the UNITED STATES, Vote For 1									
	Martin J. O'MALLEY	0	0.00%	0	0.00%	2	1.32%	2	1.32%
	Bernard "Bernie" SANDERS	0	0.00%	0	0.00%	64	42.38%	64	42.38%
	Hillary CLINTON	0	0.00%	0	0.00%	77	50.99%	77	50.99%
	Roque Rocky DE LA FUENTE	0	0.00%	0	0.00%	0	0.00%	0	0.00%
	"UNCOMMITTED"	0	0.00%	0	0.00%	8	5.30%	8	5.30%
	Cast Votes:	0	0.00%	0	0.00%	151	99.34%	151	99.34%
	Over Votes:	0	0.00%	0	0.00%	0	0.00%	0	0.00%
	Under Votes:	0	0.00%	0	0.00%	1	0.66%	1	0.66%
UNITED STATES SENATOR, Vote For 1									
	Grant T. SHORT	0	0.00%	0	0.00%	5	3.45%	5	3.45%
	Sellus WILDER	0	0.00%	0	0.00%	9	6.21%	9	6.21%
	Jim GRAY	0	0.00%	0	0.00%	123	84.83%	123	84.83%
	Rory HOULIHAN	0	0.00%	0	0.00%	2	1.38%	2	1.38%
	Jeff KENDER	0	0.00%	0	0.00%	1	0.69%	1	0.69%
	Ron LEACH	0	0.00%	0	0.00%	3	2.07%	3	2.07%
	Tom RECKTENWALD	0	0.00%	0	0.00%	2	1.38%	2	1.38%
	Cast Votes:	0	0.00%	0	0.00%	145	95.39%	145	95.39%
	Over Votes:	0	0.00%	0	0.00%	0	0.00%	0	0.00%
	Under Votes:	0	0.00%	0	0.00%	7	4.61%	7	4.61%
UNITED STATES REPRESENTATIVE in CONGRESS 6th Congressional District, Vote For 1									
	Nancy Jo KEMPER	0	0.00%	0	0.00%	115	82.73%	115	82.73%
	Michael COBLENZ	0	0.00%	0	0.00%	2	1.44%	2	1.44%
	Geoffrey M. "Geoff" YOUNG	0	0.00%	0	0.00%	22	15.83%	22	15.83%
	Cast Votes:	0	0.00%	0	0.00%	139	91.45%	139	91.45%
	Over Votes:	0	0.00%	0	0.00%	0	0.00%	0	0.00%
	Under Votes:	0	0.00%	0	0.00%	13	8.55%	13	8.55%

Precinct Report — Unofficial

PRESIDENTIAL PREFERENCE AND REGULAR PRIMARY — OFFICIAL BALLOT FOR SCOTT COUNTY — May 17, 2016

05/17/2016 07:14 PM

Total Number of Voters : 7,482 of 0 = 0.00%

Precincts Reporting 47 of 47 = 100.00%

Party	Candidate	Absentee		Early		Election		Total	
Precinct C118 (Ballots Cast: 188)									
UNITED STATES SENATOR, Vote For 1									
	Stephen Howard SLAUGHTER	0	0.00%	0	0.00%	3	5.26%	3	5.26%
	James R. GOULD	0	0.00%	0	0.00%	6	10.53%	6	10.53%
	Rand PAUL	0	0.00%	0	0.00%	48	84.21%	48	84.21%
	Cast Votes:	0	0.00%	0	0.00%	57	100.00%	57	100.00%
	Over Votes:	0	0.00%	0	0.00%	0	0.00%	0	0.00%
	Under Votes:	0	0.00%	0	0.00%	0	0.00%	0	0.00%
UNITED STATES REPRESENTATIVE in CONGRESS 6th Congressional District, Vote For 1									
	Roger Q. BRILL	0	0.00%	0	0.00%	14	24.56%	14	24.56%
	Andy BARR	0	0.00%	0	0.00%	43	75.44%	43	75.44%
	Cast Votes:	0	0.00%	0	0.00%	57	100.00%	57	100.00%
	Over Votes:	0	0.00%	0	0.00%	0	0.00%	0	0.00%
	Under Votes:	0	0.00%	0	0.00%	0	0.00%	0	0.00%
PRESIDENT of the UNITED STATES, Vote For 1									
	Martin J. O'MALLEY	0	0.00%	0	0.00%	0	0.00%	0	0.00%
	Bernard "Bernie" SANDERS	0	0.00%	0	0.00%	70	54.26%	70	54.26%
	Hillary CLINTON	0	0.00%	0	0.00%	54	41.86%	54	41.86%
	Roque Rocky DE LA FUENTE	0	0.00%	0	0.00%	0	0.00%	0	0.00%
	"UNCOMMITTED"	0	0.00%	0	0.00%	5	3.88%	5	3.88%
	Cast Votes:	0	0.00%	0	0.00%	129	98.47%	129	98.47%
	Over Votes:	0	0.00%	0	0.00%	0	0.00%	0	0.00%
	Under Votes:	0	0.00%	0	0.00%	2	1.53%	2	1.53%
UNITED STATES SENATOR, Vote For 1									
	Grant T. SHORT	0	0.00%	0	0.00%	5	4.07%	5	4.07%
	Sellus WILDER	0	0.00%	0	0.00%	14	11.38%	14	11.38%
	Jim GRAY	0	0.00%	0	0.00%	96	78.05%	96	78.05%
	Rory HOULIHAN	0	0.00%	0	0.00%	1	0.81%	1	0.81%
	Jeff KENDER	0	0.00%	0	0.00%	0	0.00%	0	0.00%
	Ron LEACH	0	0.00%	0	0.00%	5	4.07%	5	4.07%
	Tom RECKTENWALD	0	0.00%	0	0.00%	2	1.63%	2	1.63%
	Cast Votes:	0	0.00%	0	0.00%	123	93.89%	123	93.89%
	Over Votes:	0	0.00%	0	0.00%	0	0.00%	0	0.00%
	Under Votes:	0	0.00%	0	0.00%	8	6.11%	8	6.11%
UNITED STATES REPRESENTATIVE in CONGRESS 6th Congressional District, Vote For 1									
	Nancy Jo KEMPER	0	0.00%	0	0.00%	90	76.92%	90	76.92%
	Michael COBLENZ	0	0.00%	0	0.00%	5	4.27%	5	4.27%
	Geoffrey M. "Geoff" YOUNG	0	0.00%	0	0.00%	22	18.80%	22	18.80%
	Cast Votes:	0	0.00%	0	0.00%	117	89.31%	117	89.31%
	Over Votes:	0	0.00%	0	0.00%	0	0.00%	0	0.00%
	Under Votes:	0	0.00%	0	0.00%	14	10.69%	14	10.69%

Precinct Report — Unofficial

PRESIDENTIAL PREFERENCE AND REGULAR PRIMARY — OFFICIAL BALLOT FOR SCOTT COUNTY — May 17, 2016

05/17/2016 07:14 PM

Total Number of Voters : 7,482 of 0 = 0.00%

Precincts Reporting 47 of 47 = 100.00%

Party	Candidate	Absentee		Early		Election		Total	
Precinct D111 (Ballots Cast: 193)									
UNITED STATES SENATOR, Vote For 1									
	Stephen Howard SLAUGHTER	0	0.00%	0	0.00%	5	8.77%	5	8.77%
	James R. GOULD	0	0.00%	0	0.00%	6	10.53%	6	10.53%
	Rand PAUL	0	0.00%	0	0.00%	46	80.70%	46	80.70%
	Cast Votes:	0	0.00%	0	0.00%	57	100.00%	57	100.00%
	Over Votes:	0	0.00%	0	0.00%	0	0.00%	0	0.00%
	Under Votes:	0	0.00%	0	0.00%	0	0.00%	0	0.00%
UNITED STATES REPRESENTATIVE in CONGRESS 6th Congressional District, Vote For 1									
	Roger Q. BRILL	0	0.00%	0	0.00%	11	19.30%	11	19.30%
	Andy BARR	0	0.00%	0	0.00%	46	80.70%	46	80.70%
	Cast Votes:	0	0.00%	0	0.00%	57	100.00%	57	100.00%
	Over Votes:	0	0.00%	0	0.00%	0	0.00%	0	0.00%
	Under Votes:	0	0.00%	0	0.00%	0	0.00%	0	0.00%
STATE REPRESENTATIVE 78th Representative District, Vote For 1									
	Mark HART	0	0.00%	0	0.00%	34	62.96%	34	62.96%
	Sam PIERCE	0	0.00%	0	0.00%	20	37.04%	20	37.04%
	Cast Votes:	0	0.00%	0	0.00%	54	94.74%	54	94.74%
	Over Votes:	0	0.00%	0	0.00%	0	0.00%	0	0.00%
	Under Votes:	0	0.00%	0	0.00%	3	5.26%	3	5.26%
PRESIDENT of the UNITED STATES, Vote For 1									
	Martin J. O'MALLEY	0	0.00%	0	0.00%	1	0.74%	1	0.74%
	Bernard "Bernie" SANDERS	0	0.00%	0	0.00%	67	49.26%	67	49.26%
	Hillary CLINTON	0	0.00%	0	0.00%	66	48.53%	66	48.53%
	Roque Rocky DE LA FUENTE	0	0.00%	0	0.00%	0	0.00%	0	0.00%
	"UNCOMMITTED"	0	0.00%	0	0.00%	2	1.47%	2	1.47%
	Cast Votes:	0	0.00%	0	0.00%	136	100.00%	136	100.00%
	Over Votes:	0	0.00%	0	0.00%	0	0.00%	0	0.00%
	Under Votes:	0	0.00%	0	0.00%	0	0.00%	0	0.00%
UNITED STATES SENATOR, Vote For 1									
	Grant T. SHORT	0	0.00%	0	0.00%	4	3.05%	4	3.05%
	Sellus WILDER	0	0.00%	0	0.00%	7	5.34%	7	5.34%
	Jim GRAY	0	0.00%	0	0.00%	114	87.02%	114	87.02%
	Rory HOULIHAN	0	0.00%	0	0.00%	0	0.00%	0	0.00%
	Jeff KENDER	0	0.00%	0	0.00%	0	0.00%	0	0.00%
	Ron LEACH	0	0.00%	0	0.00%	5	3.82%	5	3.82%
	Tom RECKTENWALD	0	0.00%	0	0.00%	1	0.76%	1	0.76%
	Cast Votes:	0	0.00%	0	0.00%	131	96.32%	131	96.32%
	Over Votes:	0	0.00%	0	0.00%	0	0.00%	0	0.00%
	Under Votes:	0	0.00%	0	0.00%	5	3.68%	5	3.68%

Total Number of Voters : 7,482 of 0 = 0.00%

Precincts Reporting 47 of 47 = 100.00%

Party	Candidate	Absentee		Early		Election		Total	
Precinct D111 (Ballots Cast: 193)									
UNITED STATES REPRESENTATIVE In CONGRESS 6th Congressional District, Vote For 1									
	Nancy Jo KEMPER	0	0.00%	0	0.00%	94	72.87%	94	72.87%
	Michael COBLENZ	0	0.00%	0	0.00%	8	6.20%	8	6.20%
	Geoffrey M. "Geoff" YOUNG	0	0.00%	0	0.00%	27	20.93%	27	20.93%
	Cast Votes:	0	0.00%	0	0.00%	129	94.85%	129	94.85%
	Over Votes:	0	0.00%	0	0.00%	0	0.00%	0	0.00%
	Under Votes:	0	0.00%	0	0.00%	7	5.15%	7	5.15%

Precinct Report — Unofficial

PRESIDENTIAL PREFERENCE AND REGULAR PRIMARY — OFFICIAL BALLOT FOR SCOTT COUNTY — May 17, 2016

05/17/2016 07:14 PM

Total Number of Voters : 7,482 of 0 = 0.00%

Precincts Reporting 47 of 47 = 100.00%

Party	Candidate	Absentee		Early		Election		Total	
Precinct D113 (Ballots Cast: 236)									
UNITED STATES SENATOR, Vote For 1									
	Stephen Howard SLAUGHTER	0	0.00%	0	0.00%	5	5.05%	5	5.05%
	James R. GOULD	0	0.00%	0	0.00%	9	9.09%	9	9.09%
	Rand PAUL	0	0.00%	0	0.00%	85	85.86%	85	85.86%
	Cast Votes:	0	0.00%	0	0.00%	99	98.02%	99	98.02%
	Over Votes:	0	0.00%	0	0.00%	0	0.00%	0	0.00%
	Under Votes:	0	0.00%	0	0.00%	2	1.98%	2	1.98%
UNITED STATES REPRESENTATIVE in CONGRESS 6th Congressional District, Vote For 1									
	Roger Q. BRILL	0	0.00%	0	0.00%	17	17.00%	17	17.00%
	Andy BARR	0	0.00%	0	0.00%	83	83.00%	83	83.00%
	Cast Votes:	0	0.00%	0	0.00%	100	99.01%	100	99.01%
	Over Votes:	0	0.00%	0	0.00%	0	0.00%	0	0.00%
	Under Votes:	0	0.00%	0	0.00%	1	0.99%	1	0.99%
PRESIDENT of the UNITED STATES, Vote For 1									
	Martin J. O'MALLEY	0	0.00%	0	0.00%	0	0.00%	0	0.00%
	Bernard "Bernie" SANDERS	0	0.00%	0	0.00%	69	51.11%	69	51.11%
	Hillary CLINTON	0	0.00%	0	0.00%	57	42.22%	57	42.22%
	Roque Rocky DE LA FUENTE	0	0.00%	0	0.00%	0	0.00%	0	0.00%
	"UNCOMMITTED"	0	0.00%	0	0.00%	9	6.67%	9	6.67%
	Cast Votes:	0	0.00%	0	0.00%	135	100.00%	135	100.00%
	Over Votes:	0	0.00%	0	0.00%	0	0.00%	0	0.00%
	Under Votes:	0	0.00%	0	0.00%	0	0.00%	0	0.00%
UNITED STATES SENATOR, Vote For 1									
	Grant T. SHORT	0	0.00%	0	0.00%	6	4.69%	6	4.69%
	Sellus WILDER	0	0.00%	0	0.00%	9	7.03%	9	7.03%
	Jim GRAY	0	0.00%	0	0.00%	103	80.47%	103	80.47%
	Rory HOULIHAN	0	0.00%	0	0.00%	3	2.34%	3	2.34%
	Jeff KENDER	0	0.00%	0	0.00%	0	0.00%	0	0.00%
	Ron LEACH	0	0.00%	0	0.00%	4	3.13%	4	3.13%
	Tom RECKTENWALD	0	0.00%	0	0.00%	3	2.34%	3	2.34%
	Cast Votes:	0	0.00%	0	0.00%	128	94.81%	128	94.81%
	Over Votes:	0	0.00%	0	0.00%	0	0.00%	0	0.00%
	Under Votes:	0	0.00%	0	0.00%	7	5.19%	7	5.19%
UNITED STATES REPRESENTATIVE in CONGRESS 6th Congressional District, Vote For 1									
	Nancy Jo KEMPER	0	0.00%	0	0.00%	92	77.97%	92	77.97%
	Michael COBLENZ	0	0.00%	0	0.00%	7	5.93%	7	5.93%
	Geoffrey M. "Geoff" YOUNG	0	0.00%	0	0.00%	19	16.10%	19	16.10%
	Cast Votes:	0	0.00%	0	0.00%	118	87.41%	118	87.41%
	Over Votes:	0	0.00%	0	0.00%	0	0.00%	0	0.00%
	Under Votes:	0	0.00%	0	0.00%	17	12.59%	17	12.59%

Party	Candidate	Absentee		Early		Election		Total	
Precinct D115 (Ballots Cast: 192)									
UNITED STATES SENATOR, Vote For 1									
	Stephen Howard SLAUGHTER	0	0.00%	0	0.00%	1	1.72%	1	1.72%
	James R. GOULD	0	0.00%	0	0.00%	5	8.62%	5	8.62%
	Rand PAUL	0	0.00%	0	0.00%	52	89.66%	52	89.66%
	Cast Votes:	0	0.00%	0	0.00%	58	98.31%	58	98.31%
	Over Votes:	0	0.00%	0	0.00%	0	0.00%	0	0.00%
	Under Votes:	0	0.00%	0	0.00%	1	1.69%	1	1.69%
UNITED STATES REPRESENTATIVE in CONGRESS 6th Congressional District, Vote For 1									
	Roger Q. BRILL	0	0.00%	0	0.00%	8	13.79%	8	13.79%
	Andy BARR	0	0.00%	0	0.00%	50	86.21%	50	86.21%
	Cast Votes:	0	0.00%	0	0.00%	58	98.31%	58	98.31%
	Over Votes:	0	0.00%	0	0.00%	0	0.00%	0	0.00%
	Under Votes:	0	0.00%	0	0.00%	1	1.69%	1	1.69%
PRESIDENT of the UNITED STATES, Vote For 1									
	Martin J. O'MALLEY	0	0.00%	0	0.00%	3	2.29%	3	2.29%
	Bernard "Bernie" SANDERS	0	0.00%	0	0.00%	58	44.27%	58	44.27%
	Hillary CLINTON	0	0.00%	0	0.00%	68	51.91%	68	51.91%
	Roque Rocky DE LA FUENTE	0	0.00%	0	0.00%	0	0.00%	0	0.00%
	"UNCOMMITTED"	0	0.00%	0	0.00%	2	1.53%	2	1.53%
	Cast Votes:	0	0.00%	0	0.00%	131	98.50%	131	98.50%
	Over Votes:	0	0.00%	0	0.00%	0	0.00%	0	0.00%
	Under Votes:	0	0.00%	0	0.00%	2	1.50%	2	1.50%
UNITED STATES SENATOR, Vote For 1									
	Grant T. SHORT	0	0.00%	0	0.00%	5	3.79%	5	3.79%
	Sellus WILDER	0	0.00%	0	0.00%	5	3.79%	5	3.79%
	Jim GRAY	0	0.00%	0	0.00%	115	87.12%	115	87.12%
	Rory HOULIHAN	0	0.00%	0	0.00%	2	1.52%	2	1.52%
	Jeff KENDER	0	0.00%	0	0.00%	0	0.00%	0	0.00%
	Ron LEACH	0	0.00%	0	0.00%	2	1.52%	2	1.52%
	Tom RECKTENWALD	0	0.00%	0	0.00%	3	2.27%	3	2.27%
	Cast Votes:	0	0.00%	0	0.00%	132	99.25%	132	99.25%
	Over Votes:	0	0.00%	0	0.00%	0	0.00%	0	0.00%
	Under Votes:	0	0.00%	0	0.00%	1	0.75%	1	0.75%
UNITED STATES REPRESENTATIVE in CONGRESS 6th Congressional District, Vote For 1									
	Nancy Jo KEMPER	0	0.00%	0	0.00%	96	77.42%	96	77.42%
	Michael COBLENZ	0	0.00%	0	0.00%	6	4.84%	6	4.84%
	Geoffrey M. "Geoff" YOUNG	0	0.00%	0	0.00%	22	17.74%	22	17.74%
	Cast Votes:	0	0.00%	0	0.00%	124	93.23%	124	93.23%
	Over Votes:	0	0.00%	0	0.00%	0	0.00%	0	0.00%
	Under Votes:	0	0.00%	0	0.00%	9	6.77%	9	6.77%

Precinct Report — Unofficial

PRESIDENTIAL PREFERENCE AND REGULAR PRIMARY — OFFICIAL BALLOT FOR SCOTT COUNTY — May 17, 2016

05/17/2016 07:14 PM

Total Number of Voters : 7,482 of 0 = 0.00%

Precincts Reporting 47 of 47 = 100.00%

Party	Candidate	Absentee		Early		Election		Total	
Precinct D119 (Ballots Cast: 125)									
UNITED STATES SENATOR, Vote For 1									
	Stephen Howard SLAUGHTER	0	0.00%	0	0.00%	2	6.25%	2	6.25%
	James R. GOULD	0	0.00%	0	0.00%	1	3.13%	1	3.13%
	Rand PAUL	0	0.00%	0	0.00%	29	90.63%	29	90.63%
	Cast Votes:	0	0.00%	0	0.00%	32	96.97%	32	96.97%
	Over Votes:	0	0.00%	0	0.00%	0	0.00%	0	0.00%
	Under Votes:	0	0.00%	0	0.00%	1	3.03%	1	3.03%
UNITED STATES REPRESENTATIVE in CONGRESS 6th Congressional District, Vote For 1									
	Roger Q. BRILL	0	0.00%	0	0.00%	8	24.24%	8	24.24%
	Andy BARR	0	0.00%	0	0.00%	25	75.76%	25	75.76%
	Cast Votes:	0	0.00%	0	0.00%	33	100.00%	33	100.00%
	Over Votes:	0	0.00%	0	0.00%	0	0.00%	0	0.00%
	Under Votes:	0	0.00%	0	0.00%	0	0.00%	0	0.00%
PRESIDENT of the UNITED STATES, Vote For 1									
	Martin J. O'MALLEY	0	0.00%	0	0.00%	1	1.09%	1	1.09%
	Bernard "Bernie" SANDERS	0	0.00%	0	0.00%	46	50.00%	46	50.00%
	Hillary CLINTON	0	0.00%	0	0.00%	43	46.74%	43	46.74%
	Roque Rocky DE LA FUENTE	0	0.00%	0	0.00%	0	0.00%	0	0.00%
	"UNCOMMITTED"	0	0.00%	0	0.00%	2	2.17%	2	2.17%
	Cast Votes:	0	0.00%	0	0.00%	92	100.00%	92	100.00%
	Over Votes:	0	0.00%	0	0.00%	0	0.00%	0	0.00%
	Under Votes:	0	0.00%	0	0.00%	0	0.00%	0	0.00%
UNITED STATES SENATOR, Vote For 1									
	Grant T. SHORT	0	0.00%	0	0.00%	2	2.25%	2	2.25%
	Sellus WILDER	0	0.00%	0	0.00%	10	11.24%	10	11.24%
	Jim GRAY	0	0.00%	0	0.00%	74	83.15%	74	83.15%
	Rory HOULIHAN	0	0.00%	0	0.00%	1	1.12%	1	1.12%
	Jeff KENDER	0	0.00%	0	0.00%	1	1.12%	1	1.12%
	Ron LEACH	0	0.00%	0	0.00%	0	0.00%	0	0.00%
	Tom RECKTENWALD	0	0.00%	0	0.00%	1	1.12%	1	1.12%
	Cast Votes:	0	0.00%	0	0.00%	89	96.74%	89	96.74%
	Over Votes:	0	0.00%	0	0.00%	0	0.00%	0	0.00%
	Under Votes:	0	0.00%	0	0.00%	3	3.26%	3	3.26%
UNITED STATES REPRESENTATIVE in CONGRESS 6th Congressional District, Vote For 1									
	Nancy Jo KEMPER	0	0.00%	0	0.00%	72	83.72%	72	83.72%
	Michael COBLENZ	0	0.00%	0	0.00%	2	2.33%	2	2.33%
	Geoffrey M. "Geoff" YOUNG	0	0.00%	0	0.00%	12	13.95%	12	13.95%
	Cast Votes:	0	0.00%	0	0.00%	86	93.48%	86	93.48%
	Over Votes:	0	0.00%	0	0.00%	0	0.00%	0	0.00%
	Under Votes:	0	0.00%	0	0.00%	6	6.52%	6	6.52%

Total Number of Voters : 7,482 of 0 = 0.00%

Precincts Reporting 47 of 47 = 100.00%

Party	Candidate	Absentee		Early		Election		Total	
Precinct D121 (Ballots Cast: 181)									
UNITED STATES SENATOR, Vote For 1									
	Stephen Howard SLAUGHTER	0	0.00%	0	0.00%	2	2.63%	2	2.63%
	James R. GOULD	0	0.00%	0	0.00%	3	3.95%	3	3.95%
	Rand PAUL	0	0.00%	0	0.00%	71	93.42%	71	93.42%
	Cast Votes:	0	0.00%	0	0.00%	76	98.70%	76	98.70%
	Over Votes:	0	0.00%	0	0.00%	0	0.00%	0	0.00%
	Under Votes:	0	0.00%	0	0.00%	1	1.30%	1	1.30%
UNITED STATES REPRESENTATIVE in CONGRESS 6th Congressional District, Vote For 1									
	Roger Q. BRILL	0	0.00%	0	0.00%	13	16.88%	13	16.88%
	Andy BARR	0	0.00%	0	0.00%	64	83.12%	64	83.12%
	Cast Votes:	0	0.00%	0	0.00%	77	100.00%	77	100.00%
	Over Votes:	0	0.00%	0	0.00%	0	0.00%	0	0.00%
	Under Votes:	0	0.00%	0	0.00%	0	0.00%	0	0.00%
PRESIDENT of the UNITED STATES, Vote For 1									
	Martin J. O'MALLEY	0	0.00%	0	0.00%	0	0.00%	0	0.00%
	Bernard "Bernie" SANDERS	0	0.00%	0	0.00%	48	46.60%	48	46.60%
	Hillary CLINTON	0	0.00%	0	0.00%	50	48.54%	50	48.54%
	Roque Rocky DE LA FUENTE	0	0.00%	0	0.00%	0	0.00%	0	0.00%
	"UNCOMMITTED"	0	0.00%	0	0.00%	5	4.85%	5	4.85%
	Cast Votes:	0	0.00%	0	0.00%	103	99.04%	103	99.04%
	Over Votes:	0	0.00%	0	0.00%	0	0.00%	0	0.00%
	Under Votes:	0	0.00%	0	0.00%	1	0.96%	1	0.96%
UNITED STATES SENATOR, Vote For 1									
	Grant T. SHORT	0	0.00%	0	0.00%	1	1.03%	1	1.03%
	Sellus WILDER	0	0.00%	0	0.00%	5	5.15%	5	5.15%
	Jim GRAY	0	0.00%	0	0.00%	83	85.57%	83	85.57%
	Rory HOULIHAN	0	0.00%	0	0.00%	0	0.00%	0	0.00%
	Jeff KENDER	0	0.00%	0	0.00%	3	3.09%	3	3.09%
	Ron LEACH	0	0.00%	0	0.00%	3	3.09%	3	3.09%
	Tom RECKTENWALD	0	0.00%	0	0.00%	2	2.06%	2	2.06%
	Cast Votes:	0	0.00%	0	0.00%	97	93.27%	97	93.27%
	Over Votes:	0	0.00%	0	0.00%	0	0.00%	0	0.00%
	Under Votes:	0	0.00%	0	0.00%	7	6.73%	7	6.73%
UNITED STATES REPRESENTATIVE in CONGRESS 6th Congressional District, Vote For 1									
	Nancy Jo KEMPER	0	0.00%	0	0.00%	66	70.97%	66	70.97%
	Michael COBLENZ	0	0.00%	0	0.00%	5	5.38%	5	5.38%
	Geoffrey M. "Geoff" YOUNG	0	0.00%	0	0.00%	22	23.66%	22	23.66%
	Cast Votes:	0	0.00%	0	0.00%	93	89.42%	93	89.42%
	Over Votes:	0	0.00%	0	0.00%	0	0.00%	0	0.00%
	Under Votes:	0	0.00%	0	0.00%	11	10.58%	11	10.58%

Precinct Report — Unofficial

PRESIDENTIAL PREFERENCE AND REGULAR PRIMARY — OFFICIAL BALLOT FOR SCOTT COUNTY — May 17, 2016

05/17/2016 07:14 PM

Total Number of Voters : 7,482 of 0 = 0.00%

Precincts Reporting 47 of 47 = 100.00%

Party	Candidate	Absentee		Early		Election		Total	
Precinct D123 (Ballots Cast: 172)									
UNITED STATES SENATOR, Vote For 1									
	Stephen Howard SLAUGHTER	0	0.00%	0	0.00%	5	11.36%	5	11.36%
	James R. GOULD	0	0.00%	0	0.00%	4	9.09%	4	9.09%
	Rand PAUL	0	0.00%	0	0.00%	35	79.55%	35	79.55%
	Cast Votes:	0	0.00%	0	0.00%	44	100.00%	44	100.00%
	Over Votes:	0	0.00%	0	0.00%	0	0.00%	0	0.00%
	Under Votes:	0	0.00%	0	0.00%	0	0.00%	0	0.00%
UNITED STATES REPRESENTATIVE In CONGRESS 6th Congressional District, Vote For 1									
	Roger Q. BRILL	0	0.00%	0	0.00%	7	15.91%	7	15.91%
	Andy BARR	0	0.00%	0	0.00%	37	84.09%	37	84.09%
	Cast Votes:	0	0.00%	0	0.00%	44	100.00%	44	100.00%
	Over Votes:	0	0.00%	0	0.00%	0	0.00%	0	0.00%
	Under Votes:	0	0.00%	0	0.00%	0	0.00%	0	0.00%
PRESIDENT of the UNITED STATES, Vote For 1									
	Martin J. O'MALLEY	0	0.00%	0	0.00%	1	0.78%	1	0.78%
	Bernard "Bernie" SANDERS	0	0.00%	0	0.00%	65	50.78%	65	50.78%
	Hillary CLINTON	0	0.00%	0	0.00%	56	43.75%	56	43.75%
	Roque Rocky DE LA FUENTE	0	0.00%	0	0.00%	0	0.00%	0	0.00%
	"UNCOMMITTED"	0	0.00%	0	0.00%	6	4.69%	6	4.69%
	Cast Votes:	0	0.00%	0	0.00%	128	100.00%	128	100.00%
	Over Votes:	0	0.00%	0	0.00%	0	0.00%	0	0.00%
	Under Votes:	0	0.00%	0	0.00%	0	0.00%	0	0.00%
UNITED STATES SENATOR, Vote For 1									
	Grant T. SHORT	0	0.00%	0	0.00%	6	4.92%	6	4.92%
	Sellus WILDER	0	0.00%	0	0.00%	14	11.48%	14	11.48%
	Jim GRAY	0	0.00%	0	0.00%	90	73.77%	90	73.77%
	Rory HOULIHAN	0	0.00%	0	0.00%	3	2.46%	3	2.46%
	Jeff KENDER	0	0.00%	0	0.00%	2	1.64%	2	1.64%
	Ron LEACH	0	0.00%	0	0.00%	2	1.64%	2	1.64%
	Tom RECKTENWALD	0	0.00%	0	0.00%	5	4.10%	5	4.10%
	Cast Votes:	0	0.00%	0	0.00%	122	95.31%	122	95.31%
	Over Votes:	0	0.00%	0	0.00%	0	0.00%	0	0.00%
	Under Votes:	0	0.00%	0	0.00%	6	4.69%	6	4.69%
UNITED STATES REPRESENTATIVE In CONGRESS 6th Congressional District, Vote For 1									
	Nancy Jo KEMPER	0	0.00%	0	0.00%	80	70.18%	80	70.18%
	Michael COBLENZ	0	0.00%	0	0.00%	9	7.89%	9	7.89%
	Geoffrey M. "Geoff" YOUNG	0	0.00%	0	0.00%	25	21.93%	25	21.93%
	Cast Votes:	0	0.00%	0	0.00%	114	89.06%	114	89.06%
	Over Votes:	0	0.00%	0	0.00%	0	0.00%	0	0.00%
	Under Votes:	0	0.00%	0	0.00%	14	10.94%	14	10.94%

Party	Candidate	Absentee		Early		Election		Total	
Precinct E118 (Ballots Cast: 74)									
UNITED STATES SENATOR, Vote For 1									
	Stephen Howard SLAUGHTER	0	0.00%	0	0.00%	1	6.67%	1	6.67%
	James R. GOULD	0	0.00%	0	0.00%	3	20.00%	3	20.00%
	Rand PAUL	0	0.00%	0	0.00%	11	73.33%	11	73.33%
	Cast Votes:	0	0.00%	0	0.00%	15	100.00%	15	100.00%
	Over Votes:	0	0.00%	0	0.00%	0	0.00%	0	0.00%
	Under Votes:	0	0.00%	0	0.00%	0	0.00%	0	0.00%
UNITED STATES REPRESENTATIVE in CONGRESS 6th Congressional District, Vote For 1									
	Roger Q. BRILL	0	0.00%	0	0.00%	5	35.71%	5	35.71%
	Andy BARR	0	0.00%	0	0.00%	9	64.29%	9	64.29%
	Cast Votes:	0	0.00%	0	0.00%	14	93.33%	14	93.33%
	Over Votes:	0	0.00%	0	0.00%	0	0.00%	0	0.00%
	Under Votes:	0	0.00%	0	0.00%	1	6.67%	1	6.67%
STATE REPRESENTATIVE 78th Representative District, Vote For 1									
	Mark HART	0	0.00%	0	0.00%	8	61.54%	8	61.54%
	Sam PIERCE	0	0.00%	0	0.00%	5	38.46%	5	38.46%
	Cast Votes:	0	0.00%	0	0.00%	13	86.67%	13	86.67%
	Over Votes:	0	0.00%	0	0.00%	0	0.00%	0	0.00%
	Under Votes:	0	0.00%	0	0.00%	2	13.33%	2	13.33%
PRESIDENT of the UNITED STATES, Vote For 1									
	Martin J. O'MALLEY	0	0.00%	0	0.00%	0	0.00%	0	0.00%
	Bernard "Bernie" SANDERS	0	0.00%	0	0.00%	24	40.68%	24	40.68%
	Hillary CLINTON	0	0.00%	0	0.00%	30	50.85%	30	50.85%
	Roque Rocky DE LA FUENTE	0	0.00%	0	0.00%	0	0.00%	0	0.00%
	"UNCOMMITTED"	0	0.00%	0	0.00%	5	8.47%	5	8.47%
	Cast Votes:	0	0.00%	0	0.00%	59	100.00%	59	100.00%
	Over Votes:	0	0.00%	0	0.00%	0	0.00%	0	0.00%
	Under Votes:	0	0.00%	0	0.00%	0	0.00%	0	0.00%
UNITED STATES SENATOR, Vote For 1									
	Grant T. SHORT	0	0.00%	0	0.00%	0	0.00%	0	0.00%
	Sellus WILDER	0	0.00%	0	0.00%	5	8.93%	5	8.93%
	Jim GRAY	0	0.00%	0	0.00%	48	85.71%	48	85.71%
	Rory HOULIHAN	0	0.00%	0	0.00%	0	0.00%	0	0.00%
	Jeff KENDER	0	0.00%	0	0.00%	2	3.57%	2	3.57%
	Ron LEACH	0	0.00%	0	0.00%	1	1.79%	1	1.79%
	Tom RECKTENWALD	0	0.00%	0	0.00%	0	0.00%	0	0.00%
	Cast Votes:	0	0.00%	0	0.00%	56	94.92%	56	94.92%
	Over Votes:	0	0.00%	0	0.00%	0	0.00%	0	0.00%
	Under Votes:	0	0.00%	0	0.00%	3	5.08%	3	5.08%

Precinct Report — Unofficial

PRESIDENTIAL PREFERENCE AND REGULAR PRIMARY — OFFICIAL BALLOT FOR SCOTT COUNTY — May 17, 2016

05/17/2016 07:14 PM

Total Number of Voters : 7,482 of 0 = 0.00%

Precincts Reporting 47 of 47 = 100.00%

Precinct E118 (Ballots Cast: 74)

Party	Candidate	Absentee		Early		Election		Total	
UNITED STATES REPRESENTATIVE in CONGRESS 6th Congressional District, Vote For 1									
	Nancy Jo KEMPER	0	0.00%	0	0.00%	39	68.42%	39	68.42%
	Michael COBLENZ	0	0.00%	0	0.00%	3	5.26%	3	5.26%
	Geoffrey M. "Geoff" YOUNG	0	0.00%	0	0.00%	15	26.32%	15	26.32%
	Cast Votes:	0	0.00%	0	0.00%	57	96.61%	57	96.61%
	Over Votes:	0	0.00%	0	0.00%	0	0.00%	0	0.00%
	Under Votes:	0	0.00%	0	0.00%	2	3.39%	2	3.39%

Total Number of Voters : 7,482 of 0 = 0.00%

Precincts Reporting 47 of 47 = 100.00%

Party	Candidate	Absentee		Early		Election		Total	
Precinct E120 (Ballots Cast: 91)									
UNITED STATES SENATOR, Vote For 1									
	Stephen Howard SLAUGHTER	0	0.00%	0	0.00%	2	9.09%	2	9.09%
	James R. GOULD	0	0.00%	0	0.00%	0	0.00%	0	0.00%
	Rand PAUL	0	0.00%	0	0.00%	20	90.91%	20	90.91%
	Cast Votes:	0	0.00%	0	0.00%	22	91.67%	22	91.67%
	Over Votes:	0	0.00%	0	0.00%	0	0.00%	0	0.00%
	Under Votes:	0	0.00%	0	0.00%	2	8.33%	2	8.33%
UNITED STATES REPRESENTATIVE in CONGRESS 6th Congressional District, Vote For 1									
	Roger Q. BRILL	0	0.00%	0	0.00%	4	19.05%	4	19.05%
	Andy BARR	0	0.00%	0	0.00%	17	80.95%	17	80.95%
	Cast Votes:	0	0.00%	0	0.00%	21	87.50%	21	87.50%
	Over Votes:	0	0.00%	0	0.00%	0	0.00%	0	0.00%
	Under Votes:	0	0.00%	0	0.00%	3	12.50%	3	12.50%
STATE REPRESENTATIVE 78th Representative District, Vote For 1									
	Mark HART	0	0.00%	0	0.00%	17	80.95%	17	80.95%
	Sam PIERCE	0	0.00%	0	0.00%	4	19.05%	4	19.05%
	Cast Votes:	0	0.00%	0	0.00%	21	87.50%	21	87.50%
	Over Votes:	0	0.00%	0	0.00%	0	0.00%	0	0.00%
	Under Votes:	0	0.00%	0	0.00%	3	12.50%	3	12.50%
PRESIDENT of the UNITED STATES, Vote For 1									
	Martin J. O'MALLEY	0	0.00%	0	0.00%	0	0.00%	0	0.00%
	Bernard "Bernie" SANDERS	0	0.00%	0	0.00%	29	43.28%	29	43.28%
	Hillary CLINTON	0	0.00%	0	0.00%	37	55.22%	37	55.22%
	Roque Rocky DE LA FUENTE	0	0.00%	0	0.00%	0	0.00%	0	0.00%
	"UNCOMMITTED"	0	0.00%	0	0.00%	1	1.49%	1	1.49%
	Cast Votes:	0	0.00%	0	0.00%	67	100.00%	67	100.00%
	Over Votes:	0	0.00%	0	0.00%	0	0.00%	0	0.00%
	Under Votes:	0	0.00%	0	0.00%	0	0.00%	0	0.00%
UNITED STATES SENATOR, Vote For 1									
	Grant T. SHORT	0	0.00%	0	0.00%	1	1.56%	1	1.56%
	Sellus WILDER	0	0.00%	0	0.00%	12	18.75%	12	18.75%
	Jim GRAY	0	0.00%	0	0.00%	47	73.44%	47	73.44%
	Rory HOULIHAN	0	0.00%	0	0.00%	0	0.00%	0	0.00%
	Jeff KENDER	0	0.00%	0	0.00%	1	1.56%	1	1.56%
	Ron LEACH	0	0.00%	0	0.00%	2	3.13%	2	3.13%
	Tom RECKTENWALD	0	0.00%	0	0.00%	1	1.56%	1	1.56%
	Cast Votes:	0	0.00%	0	0.00%	64	95.52%	64	95.52%
	Over Votes:	0	0.00%	0	0.00%	0	0.00%	0	0.00%
	Under Votes:	0	0.00%	0	0.00%	3	4.48%	3	4.48%

Precinct Report — Unofficial

PRESIDENTIAL PREFERENCE AND REGULAR PRIMARY — OFFICIAL BALLOT FOR SCOTT COUNTY — May 17, 2016

05/17/2016 07:14 PM

Total Number of Voters : 7,482 of 0 = 0.00%

Precincts Reporting 47 of 47 = 100.00%

Party	Candidate	Absentee		Early		Election		Total	
Precinct E120 (Ballots Cast: 91)									
UNITED STATES REPRESENTATIVE in CONGRESS 6th Congressional District, Vote For 1									
	Nancy Jo KEMPER	0	0.00%	0	0.00%	48	82.76%	48	82.76%
	Michael COBLENZ	0	0.00%	0	0.00%	3	5.17%	3	5.17%
	Geoffrey M. "Geoff" YOUNG	0	0.00%	0	0.00%	7	12.07%	7	12.07%
	Cast Votes:	0	0.00%	0	0.00%	58	86.57%	58	86.57%
	Over Votes:	0	0.00%	0	0.00%	0	0.00%	0	0.00%
	Under Votes:	0	0.00%	0	0.00%	9	13.43%	9	13.43%

Total Number of Voters : 7,482 of 0 = 0.00%

Precincts Reporting 47 of 47 = 100.00%

Party	Candidate	Absentee		Early		Election		Total	
Precinct E122 (Ballots Cast: 153)									
UNITED STATES SENATOR, Vote For 1									
	Stephen Howard SLAUGHTER	0	0.00%	0	0.00%	1	9.09%	1	9.09%
	James R. GOULD	0	0.00%	0	0.00%	1	9.09%	1	9.09%
	Rand PAUL	0	0.00%	0	0.00%	9	81.82%	9	81.82%
	Cast Votes:	0	0.00%	0	0.00%	11	84.62%	11	84.62%
	Over Votes:	0	0.00%	0	0.00%	0	0.00%	0	0.00%
	Under Votes:	0	0.00%	0	0.00%	2	15.38%	2	15.38%
UNITED STATES REPRESENTATIVE in CONGRESS 6th Congressional District, Vote For 1									
	Roger Q. BRILL	0	0.00%	0	0.00%	1	7.69%	1	7.69%
	Andy BARR	0	0.00%	0	0.00%	12	92.31%	12	92.31%
	Cast Votes:	0	0.00%	0	0.00%	13	100.00%	13	100.00%
	Over Votes:	0	0.00%	0	0.00%	0	0.00%	0	0.00%
	Under Votes:	0	0.00%	0	0.00%	0	0.00%	0	0.00%
PRESIDENT of the UNITED STATES, Vote For 1									
	Martin J. O'MALLEY	0	0.00%	0	0.00%	0	0.00%	0	0.00%
	Bernard "Bernie" SANDERS	0	0.00%	0	0.00%	38	27.34%	38	27.34%
	Hillary CLINTON	0	0.00%	0	0.00%	100	71.94%	100	71.94%
	Roque Rocky DE LA FUENTE	0	0.00%	0	0.00%	0	0.00%	0	0.00%
	"UNCOMMITTED"	0	0.00%	0	0.00%	1	0.72%	1	0.72%
	Cast Votes:	0	0.00%	0	0.00%	139	99.29%	139	99.29%
	Over Votes:	0	0.00%	0	0.00%	0	0.00%	0	0.00%
	Under Votes:	0	0.00%	0	0.00%	1	0.71%	1	0.71%
UNITED STATES SENATOR, Vote For 1									
	Grant T. SHORT	0	0.00%	0	0.00%	4	3.01%	4	3.01%
	Sellus WILDER	0	0.00%	0	0.00%	7	5.26%	7	5.26%
	Jim GRAY	0	0.00%	0	0.00%	115	86.47%	115	86.47%
	Rory HOULIHAN	0	0.00%	0	0.00%	1	0.75%	1	0.75%
	Jeff KENDER	0	0.00%	0	0.00%	2	1.50%	2	1.50%
	Ron LEACH	0	0.00%	0	0.00%	4	3.01%	4	3.01%
	Tom RECKTENWALD	0	0.00%	0	0.00%	0	0.00%	0	0.00%
	Cast Votes:	0	0.00%	0	0.00%	133	95.00%	133	95.00%
	Over Votes:	0	0.00%	0	0.00%	0	0.00%	0	0.00%
	Under Votes:	0	0.00%	0	0.00%	7	5.00%	7	5.00%
UNITED STATES REPRESENTATIVE in CONGRESS 6th Congressional District, Vote For 1									
	Nancy Jo KEMPER	0	0.00%	0	0.00%	91	76.47%	91	76.47%
	Michael COBLENZ	0	0.00%	0	0.00%	10	8.40%	10	8.40%
	Geoffrey M. "Geoff" YOUNG	0	0.00%	0	0.00%	18	15.13%	18	15.13%
	Cast Votes:	0	0.00%	0	0.00%	119	85.00%	119	85.00%
	Over Votes:	0	0.00%	0	0.00%	0	0.00%	0	0.00%
	Under Votes:	0	0.00%	0	0.00%	21	15.00%	21	15.00%

Precinct Report — Unofficial

PRESIDENTIAL PREFERENCE AND REGULAR PRIMARY — OFFICIAL BALLOT FOR SCOTT COUNTY — May 17, 2016

05/17/2016 07:14 PM

Total Number of Voters : 7,482 of 0 = 0.00%

Precincts Reporting 47 of 47 = 100.00%

Party	Candidate	Absentee		Early		Election		Total	
Precinct E124 (Ballots Cast: 120)									
UNITED STATES SENATOR, Vote For 1									
	Stephen Howard SLAUGHTER	0	0.00%	0	0.00%	0	0.00%	0	0.00%
	James R. GOULD	0	0.00%	0	0.00%	2	7.69%	2	7.69%
	Rand PAUL	0	0.00%	0	0.00%	24	92.31%	24	92.31%
	Cast Votes:	0	0.00%	0	0.00%	26	96.30%	26	96.30%
	Over Votes:	0	0.00%	0	0.00%	0	0.00%	0	0.00%
	Under Votes:	0	0.00%	0	0.00%	1	3.70%	1	3.70%
UNITED STATES REPRESENTATIVE in CONGRESS 6th Congressional District, Vote For 1									
	Roger Q. BRILL	0	0.00%	0	0.00%	3	11.54%	3	11.54%
	Andy BARR	0	0.00%	0	0.00%	23	88.46%	23	88.46%
	Cast Votes:	0	0.00%	0	0.00%	26	96.30%	26	96.30%
	Over Votes:	0	0.00%	0	0.00%	0	0.00%	0	0.00%
	Under Votes:	0	0.00%	0	0.00%	1	3.70%	1	3.70%
STATE REPRESENTATIVE 78th Representative District, Vote For 1									
	Mark HART	0	0.00%	0	0.00%	17	80.95%	17	80.95%
	Sam PIERCE	0	0.00%	0	0.00%	4	19.05%	4	19.05%
	Cast Votes:	0	0.00%	0	0.00%	21	77.78%	21	77.78%
	Over Votes:	0	0.00%	0	0.00%	0	0.00%	0	0.00%
	Under Votes:	0	0.00%	0	0.00%	6	22.22%	6	22.22%
PRESIDENT of the UNITED STATES, Vote For 1									
	Martin J. O'MALLEY	0	0.00%	0	0.00%	2	2.17%	2	2.17%
	Bernard "Bernie" SANDERS	0	0.00%	0	0.00%	34	36.96%	34	36.96%
	Hillary CLINTON	0	0.00%	0	0.00%	53	57.61%	53	57.61%
	Roque Rocky DE LA FUENTE	0	0.00%	0	0.00%	0	0.00%	0	0.00%
	"UNCOMMITTED"	0	0.00%	0	0.00%	3	3.26%	3	3.26%
	Cast Votes:	0	0.00%	0	0.00%	92	98.92%	92	98.92%
	Over Votes:	0	0.00%	0	0.00%	0	0.00%	0	0.00%
	Under Votes:	0	0.00%	0	0.00%	1	1.08%	1	1.08%
UNITED STATES SENATOR, Vote For 1									
	Grant T. SHORT	0	0.00%	0	0.00%	0	0.00%	0	0.00%
	Sellus WILDER	0	0.00%	0	0.00%	9	10.00%	9	10.00%
	Jim GRAY	0	0.00%	0	0.00%	73	81.11%	73	81.11%
	Rory HOULIHAN	0	0.00%	0	0.00%	4	4.44%	4	4.44%
	Jeff KENDER	0	0.00%	0	0.00%	1	1.11%	1	1.11%
	Ron LEACH	0	0.00%	0	0.00%	2	2.22%	2	2.22%
	Tom RECKTENWALD	0	0.00%	0	0.00%	1	1.11%	1	1.11%
	Cast Votes:	0	0.00%	0	0.00%	90	96.77%	90	96.77%
	Over Votes:	0	0.00%	0	0.00%	0	0.00%	0	0.00%
	Under Votes:	0	0.00%	0	0.00%	3	3.23%	3	3.23%

Precinct Report — Unofficial

PRESIDENTIAL PREFERENCE AND REGULAR PRIMARY — OFFICIAL BALLOT FOR SCOTT COUNTY — May 17, 2016

05/17/2016 07:14 PM

Total Number of Voters : 7,482 of 0 = 0.00%

Precincts Reporting 47 of 47 = 100.00%

Party	Candidate	Absentee		Early		Election		Total	
Precinct E124 (Ballots Cast: 120)									
UNITED STATES REPRESENTATIVE in CONGRESS 6th Congressional District, Vote For 1									
	Nancy Jo KEMPER	0	0.00%	0	0.00%	77	87.50%	77	87.50%
	Michael COBLENZ	0	0.00%	0	0.00%	4	4.55%	4	4.55%
	Geoffrey M. "Geoff" YOUNG	0	0.00%	0	0.00%	7	7.95%	7	7.95%
	Cast Votes:	0	0.00%	0	0.00%	88	94.62%	88	94.62%
	Over Votes:	0	0.00%	0	0.00%	0	0.00%	0	0.00%
	Under Votes:	0	0.00%	0	0.00%	5	5.38%	5	5.38%

Precinct Report — Unofficial

PRESIDENTIAL PREFERENCE AND REGULAR PRIMARY — OFFICIAL BALLOT FOR SCOTT COUNTY — May 17, 2016

05/17/2016 07:14 PM

Total Number of Voters : 7,482 of 0 = 0.00%

Precincts Reporting 47 of 47 = 100.00%

Party	Candidate	Absentee		Early		Election		Total	
Precinct E126 (Ballots Cast: 114)									
UNITED STATES SENATOR, Vote For 1									
	Stephen Howard SLAUGHTER	0	0.00%	0	0.00%	1	3.23%	1	3.23%
	James R. GOULD	0	0.00%	0	0.00%	4	12.90%	4	12.90%
	Rand PAUL	0	0.00%	0	0.00%	26	83.87%	26	83.87%
	Cast Votes:	0	0.00%	0	0.00%	31	100.00%	31	100.00%
	Over Votes:	0	0.00%	0	0.00%	0	0.00%	0	0.00%
	Under Votes:	0	0.00%	0	0.00%	0	0.00%	0	0.00%
UNITED STATES REPRESENTATIVE in CONGRESS 6th Congressional District, Vote For 1									
	Roger Q. BRILL	0	0.00%	0	0.00%	5	16.13%	5	16.13%
	Andy BARR	0	0.00%	0	0.00%	26	83.87%	26	83.87%
	Cast Votes:	0	0.00%	0	0.00%	31	100.00%	31	100.00%
	Over Votes:	0	0.00%	0	0.00%	0	0.00%	0	0.00%
	Under Votes:	0	0.00%	0	0.00%	0	0.00%	0	0.00%
PRESIDENT of the UNITED STATES, Vote For 1									
	Martin J. O'MALLEY	0	0.00%	0	0.00%	1	1.22%	1	1.22%
	Bernard "Bernie" SANDERS	0	0.00%	0	0.00%	43	52.44%	43	52.44%
	Hillary CLINTON	0	0.00%	0	0.00%	38	46.34%	38	46.34%
	Roque Rocky DE LA FUENTE	0	0.00%	0	0.00%	0	0.00%	0	0.00%
	"UNCOMMITTED"	0	0.00%	0	0.00%	0	0.00%	0	0.00%
	Cast Votes:	0	0.00%	0	0.00%	82	98.80%	82	98.80%
	Over Votes:	0	0.00%	0	0.00%	0	0.00%	0	0.00%
	Under Votes:	0	0.00%	0	0.00%	1	1.20%	1	1.20%
UNITED STATES SENATOR, Vote For 1									
	Grant T. SHORT	0	0.00%	0	0.00%	0	0.00%	0	0.00%
	Sellus WILDER	0	0.00%	0	0.00%	10	12.20%	10	12.20%
	Jim GRAY	0	0.00%	0	0.00%	67	81.71%	67	81.71%
	Rory HOULIHAN	0	0.00%	0	0.00%	2	2.44%	2	2.44%
	Jeff KENDER	0	0.00%	0	0.00%	2	2.44%	2	2.44%
	Ron LEACH	0	0.00%	0	0.00%	1	1.22%	1	1.22%
	Tom RECKTENWALD	0	0.00%	0	0.00%	0	0.00%	0	0.00%
	Cast Votes:	0	0.00%	0	0.00%	82	98.80%	82	98.80%
	Over Votes:	0	0.00%	0	0.00%	0	0.00%	0	0.00%
	Under Votes:	0	0.00%	0	0.00%	1	1.20%	1	1.20%
UNITED STATES REPRESENTATIVE in CONGRESS 6th Congressional District, Vote For 1									
	Nancy Jo KEMPER	0	0.00%	0	0.00%	60	78.95%	60	78.95%
	Michael COBLENZ	0	0.00%	0	0.00%	2	2.63%	2	2.63%
	Geoffrey M. "Geoff" YOUNG	0	0.00%	0	0.00%	14	18.42%	14	18.42%
	Cast Votes:	0	0.00%	0	0.00%	76	91.57%	76	91.57%
	Over Votes:	0	0.00%	0	0.00%	0	0.00%	0	0.00%
	Under Votes:	0	0.00%	0	0.00%	7	8.43%	7	8.43%

Precinct Report — Unofficial

PRESIDENTIAL PREFERENCE AND REGULAR PRIMARY — OFFICIAL BALLOT FOR SCOTT COUNTY — May 17, 2016

05/17/2016 07:14 PM

Total Number of Voters : 7,482 of 0 = 0.00%

Precincts Reporting 47 of 47 = 100.00%

Party	Candidate	Absentee		Early		Election		Total	
Precinct E128 (Ballots Cast: 104)									
UNITED STATES SENATOR, Vote For 1									
	Stephen Howard SLAUGHTER	0	0.00%	0	0.00%	0	0.00%	0	0.00%
	James R. GOULD	0	0.00%	0	0.00%	0	0.00%	0	0.00%
	Rand PAUL	0	0.00%	0	0.00%	30	100.00%	30	100.00%
	Cast Votes:	0	0.00%	0	0.00%	30	93.75%	30	93.75%
	Over Votes:	0	0.00%	0	0.00%	0	0.00%	0	0.00%
	Under Votes:	0	0.00%	0	0.00%	2	6.25%	2	6.25%
UNITED STATES REPRESENTATIVE in CONGRESS 6th Congressional District, Vote For 1									
	Roger Q. BRILL	0	0.00%	0	0.00%	5	16.13%	5	16.13%
	Andy BARR	0	0.00%	0	0.00%	26	83.87%	26	83.87%
	Cast Votes:	0	0.00%	0	0.00%	31	96.88%	31	96.88%
	Over Votes:	0	0.00%	0	0.00%	0	0.00%	0	0.00%
	Under Votes:	0	0.00%	0	0.00%	1	3.13%	1	3.13%
PRESIDENT of the UNITED STATES, Vote For 1									
	Martin J. O'MALLEY	0	0.00%	0	0.00%	0	0.00%	0	0.00%
	Bernard "Bernie" SANDERS	0	0.00%	0	0.00%	26	36.11%	26	36.11%
	Hillary CLINTON	0	0.00%	0	0.00%	44	61.11%	44	61.11%
	Roque Rocky DE LA FUENTE	0	0.00%	0	0.00%	0	0.00%	0	0.00%
	"UNCOMMITTED"	0	0.00%	0	0.00%	2	2.78%	2	2.78%
	Cast Votes:	0	0.00%	0	0.00%	72	100.00%	72	100.00%
	Over Votes:	0	0.00%	0	0.00%	0	0.00%	0	0.00%
	Under Votes:	0	0.00%	0	0.00%	0	0.00%	0	0.00%
UNITED STATES SENATOR, Vote For 1									
	Grant T. SHORT	0	0.00%	0	0.00%	3	4.41%	3	4.41%
	Sellus WILDER	0	0.00%	0	0.00%	8	11.76%	8	11.76%
	Jim GRAY	0	0.00%	0	0.00%	55	80.88%	55	80.88%
	Rory HOULIHAN	0	0.00%	0	0.00%	2	2.94%	2	2.94%
	Jeff KENDER	0	0.00%	0	0.00%	0	0.00%	0	0.00%
	Ron LEACH	0	0.00%	0	0.00%	0	0.00%	0	0.00%
	Tom RECKTENWALD	0	0.00%	0	0.00%	0	0.00%	0	0.00%
	Cast Votes:	0	0.00%	0	0.00%	68	94.44%	68	94.44%
	Over Votes:	0	0.00%	0	0.00%	0	0.00%	0	0.00%
	Under Votes:	0	0.00%	0	0.00%	4	5.56%	4	5.56%
UNITED STATES REPRESENTATIVE in CONGRESS 6th Congressional District, Vote For 1									
	Nancy Jo KEMPER	0	0.00%	0	0.00%	57	83.82%	57	83.82%
	Michael COBLENZ	0	0.00%	0	0.00%	1	1.47%	1	1.47%
	Geoffrey M. "Geoff" YOUNG	0	0.00%	0	0.00%	10	14.71%	10	14.71%
	Cast Votes:	0	0.00%	0	0.00%	68	94.44%	68	94.44%
	Over Votes:	0	0.00%	0	0.00%	0	0.00%	0	0.00%
	Under Votes:	0	0.00%	0	0.00%	4	5.56%	4	5.56%

Precinct Report — Unofficial

PRESIDENTIAL PREFERENCE AND REGULAR PRIMARY — OFFICIAL BALLOT FOR SCOTT COUNTY — May 17, 2016

05/17/2016 07:14 PM

Total Number of Voters : 7,482 of 0 = 0.00%

Precincts Reporting 47 of 47 = 100.00%

Party	Candidate	Absentee		Early		Election		Total	
Precinct F117 (Ballots Cast: 256)									
UNITED STATES SENATOR, Vote For 1									
	Stephen Howard SLAUGHTER	0	0.00%	0	0.00%	7	7.95%	7	7.95%
	James R. GOULD	0	0.00%	0	0.00%	5	5.68%	5	5.68%
	Rand PAUL	0	0.00%	0	0.00%	76	86.36%	76	86.36%
	Cast Votes:	0	0.00%	0	0.00%	88	98.88%	88	98.88%
	Over Votes:	0	0.00%	0	0.00%	0	0.00%	0	0.00%
	Under Votes:	0	0.00%	0	0.00%	1	1.12%	1	1.12%
UNITED STATES REPRESENTATIVE in CONGRESS 6th Congressional District, Vote For 1									
	Roger Q. BRILL	0	0.00%	0	0.00%	11	12.36%	11	12.36%
	Andy BARR	0	0.00%	0	0.00%	78	87.64%	78	87.64%
	Cast Votes:	0	0.00%	0	0.00%	89	100.00%	89	100.00%
	Over Votes:	0	0.00%	0	0.00%	0	0.00%	0	0.00%
	Under Votes:	0	0.00%	0	0.00%	0	0.00%	0	0.00%
PRESIDENT of the UNITED STATES, Vote For 1									
	Martin J. O'MALLEY	0	0.00%	0	0.00%	2	1.20%	2	1.20%
	Bernard "Bernie" SANDERS	0	0.00%	0	0.00%	49	29.34%	49	29.34%
	Hillary CLINTON	0	0.00%	0	0.00%	106	63.47%	106	63.47%
	Roque Rocky DE LA FUENTE	0	0.00%	0	0.00%	0	0.00%	0	0.00%
	"UNCOMMITTED"	0	0.00%	0	0.00%	10	5.99%	10	5.99%
	Cast Votes:	0	0.00%	0	0.00%	167	100.00%	167	100.00%
	Over Votes:	0	0.00%	0	0.00%	0	0.00%	0	0.00%
	Under Votes:	0	0.00%	0	0.00%	0	0.00%	0	0.00%
UNITED STATES SENATOR, Vote For 1									
	Grant T. SHORT	0	0.00%	0	0.00%	2	1.26%	2	1.26%
	Sellus WILDER	0	0.00%	0	0.00%	5	3.14%	5	3.14%
	Jim GRAY	0	0.00%	0	0.00%	144	90.57%	144	90.57%
	Rory HOULIHAN	0	0.00%	0	0.00%	0	0.00%	0	0.00%
	Jeff KENDER	0	0.00%	0	0.00%	4	2.52%	4	2.52%
	Ron LEACH	0	0.00%	0	0.00%	3	1.89%	3	1.89%
	Tom RECKTENWALD	0	0.00%	0	0.00%	1	0.63%	1	0.63%
	Cast Votes:	0	0.00%	0	0.00%	159	95.21%	159	95.21%
	Over Votes:	0	0.00%	0	0.00%	0	0.00%	0	0.00%
	Under Votes:	0	0.00%	0	0.00%	8	4.79%	8	4.79%
UNITED STATES REPRESENTATIVE in CONGRESS 6th Congressional District, Vote For 1									
	Nancy Jo KEMPER	0	0.00%	0	0.00%	110	74.83%	110	74.83%
	Michael COBLENZ	0	0.00%	0	0.00%	10	6.80%	10	6.80%
	Geoffrey M. "Geoff" YOUNG	0	0.00%	0	0.00%	27	18.37%	27	18.37%
	Cast Votes:	0	0.00%	0	0.00%	147	88.02%	147	88.02%
	Over Votes:	0	0.00%	0	0.00%	0	0.00%	0	0.00%
	Under Votes:	0	0.00%	0	0.00%	20	11.98%	20	11.98%

Total Number of Voters : 7,482 of 0 = 0.00%

Precincts Reporting 47 of 47 = 100.00%

Precinct F119 (Ballots Cast: 116)

Party	Candidate	Absentee		Early		Election		Total	
UNITED STATES SENATOR, Vote For 1									
	Stephen Howard SLAUGHTER	0	0.00%	0	0.00%	1	3.85%	1	3.85%
	James R. GOULD	0	0.00%	0	0.00%	1	3.85%	1	3.85%
	Rand PAUL	0	0.00%	0	0.00%	24	92.31%	24	92.31%
	Cast Votes:	0	0.00%	0	0.00%	26	100.00%	26	100.00%
	Over Votes:	0	0.00%	0	0.00%	0	0.00%	0	0.00%
	Under Votes:	0	0.00%	0	0.00%	0	0.00%	0	0.00%
UNITED STATES REPRESENTATIVE in CONGRESS 6th Congressional District, Vote For 1									
	Roger Q. BRILL	0	0.00%	0	0.00%	4	15.38%	4	15.38%
	Andy BARR	0	0.00%	0	0.00%	22	84.62%	22	84.62%
	Cast Votes:	0	0.00%	0	0.00%	26	100.00%	26	100.00%
	Over Votes:	0	0.00%	0	0.00%	0	0.00%	0	0.00%
	Under Votes:	0	0.00%	0	0.00%	0	0.00%	0	0.00%
STATE REPRESENTATIVE 78th Representative District, Vote For 1									
	Mark HART	0	0.00%	0	0.00%	17	73.91%	17	73.91%
	Sam PIERCE	0	0.00%	0	0.00%	6	26.09%	6	26.09%
	Cast Votes:	0	0.00%	0	0.00%	23	88.46%	23	88.46%
	Over Votes:	0	0.00%	0	0.00%	0	0.00%	0	0.00%
	Under Votes:	0	0.00%	0	0.00%	3	11.54%	3	11.54%
PRESIDENT of the UNITED STATES, Vote For 1									
	Martin J. O'MALLEY	0	0.00%	0	0.00%	1	1.12%	1	1.12%
	Bernard "Bernie" SANDERS	0	0.00%	0	0.00%	51	57.30%	51	57.30%
	Hillary CLINTON	0	0.00%	0	0.00%	29	32.58%	29	32.58%
	Roque Rocky DE LA FUENTE	0	0.00%	0	0.00%	1	1.12%	1	1.12%
	"UNCOMMITTED"	0	0.00%	0	0.00%	7	7.87%	7	7.87%
	Cast Votes:	0	0.00%	0	0.00%	89	98.89%	89	98.89%
	Over Votes:	0	0.00%	0	0.00%	0	0.00%	0	0.00%
	Under Votes:	0	0.00%	0	0.00%	1	1.11%	1	1.11%
UNITED STATES SENATOR, Vote For 1									
	Grant T. SHORT	0	0.00%	0	0.00%	0	0.00%	0	0.00%
	Sellus WILDER	0	0.00%	0	0.00%	12	14.29%	12	14.29%
	Jim GRAY	0	0.00%	0	0.00%	68	80.95%	68	80.95%
	Rory HOULIHAN	0	0.00%	0	0.00%	1	1.19%	1	1.19%
	Jeff KENDER	0	0.00%	0	0.00%	2	2.38%	2	2.38%
	Ron LEACH	0	0.00%	0	0.00%	1	1.19%	1	1.19%
	Tom RECKTENWALD	0	0.00%	0	0.00%	0	0.00%	0	0.00%
	Cast Votes:	0	0.00%	0	0.00%	84	93.33%	84	93.33%
	Over Votes:	0	0.00%	0	0.00%	0	0.00%	0	0.00%
	Under Votes:	0	0.00%	0	0.00%	6	6.67%	6	6.67%

Precinct Report — Unofficial

PRESIDENTIAL PREFERENCE AND REGULAR PRIMARY — OFFICIAL BALLOT FOR SCOTT COUNTY — May 17, 2016

05/17/2016 07:14 PM

Total Number of Voters : 7,482 of 0 = 0.00%

Precincts Reporting 47 of 47 = 100.00%

Party	Candidate	Absentee		Early		Election		Total	
Precinct F119 (Ballots Cast: 116)									
UNITED STATES REPRESENTATIVE in CONGRESS 6th Congressional District, Vote For 1									
	Nancy Jo KEMPER	0	0.00%	0	0.00%	65	80.25%	65	80.25%
	Michael COBLENZ	0	0.00%	0	0.00%	7	8.64%	7	8.64%
	Geoffrey M. "Geoff" YOUNG	0	0.00%	0	0.00%	9	11.11%	9	11.11%
	Cast Votes:	0	0.00%	0	0.00%	81	90.00%	81	90.00%
	Over Votes:	0	0.00%	0	0.00%	0	0.00%	0	0.00%
	Under Votes:	0	0.00%	0	0.00%	9	10.00%	9	10.00%

Total Number of Voters : 7,482 of 0 = 0.00%

Precincts Reporting 47 of 47 = 100.00%

Party	Candidate	Absentee		Early		Election		Total	
Precinct F121 (Ballots Cast: 225)									
UNITED STATES SENATOR, Vote For 1									
	Stephen Howard SLAUGHTER	0	0.00%	0	0.00%	1	1.92%	1	1.92%
	James R. GOULD	0	0.00%	0	0.00%	5	9.62%	5	9.62%
	Rand PAUL	0	0.00%	0	0.00%	46	88.46%	46	88.46%
	Cast Votes:	0	0.00%	0	0.00%	52	96.30%	52	96.30%
	Over Votes:	0	0.00%	0	0.00%	0	0.00%	0	0.00%
	Under Votes:	0	0.00%	0	0.00%	2	3.70%	2	3.70%
UNITED STATES REPRESENTATIVE in CONGRESS 6th Congressional District, Vote For 1									
	Roger Q. BRILL	0	0.00%	0	0.00%	5	9.26%	5	9.26%
	Andy BARR	0	0.00%	0	0.00%	49	90.74%	49	90.74%
	Cast Votes:	0	0.00%	0	0.00%	54	100.00%	54	100.00%
	Over Votes:	0	0.00%	0	0.00%	0	0.00%	0	0.00%
	Under Votes:	0	0.00%	0	0.00%	0	0.00%	0	0.00%
STATE REPRESENTATIVE 78th Representative District, Vote For 1									
	Mark HART	0	0.00%	0	0.00%	36	75.00%	36	75.00%
	Sam PIERCE	0	0.00%	0	0.00%	12	25.00%	12	25.00%
	Cast Votes:	0	0.00%	0	0.00%	48	88.89%	48	88.89%
	Over Votes:	0	0.00%	0	0.00%	0	0.00%	0	0.00%
	Under Votes:	0	0.00%	0	0.00%	6	11.11%	6	11.11%
PRESIDENT of the UNITED STATES, Vote For 1									
	Martin J. O'MALLEY	0	0.00%	0	0.00%	0	0.00%	0	0.00%
	Bernard "Bernie" SANDERS	0	0.00%	0	0.00%	84	50.60%	84	50.60%
	Hillary CLINTON	0	0.00%	0	0.00%	76	45.78%	76	45.78%
	Roque Rocky DE LA FUENTE	0	0.00%	0	0.00%	0	0.00%	0	0.00%
	"UNCOMMITTED"	0	0.00%	0	0.00%	6	3.61%	6	3.61%
	Cast Votes:	0	0.00%	0	0.00%	166	97.08%	166	97.08%
	Over Votes:	0	0.00%	0	0.00%	0	0.00%	0	0.00%
	Under Votes:	0	0.00%	0	0.00%	5	2.92%	5	2.92%
UNITED STATES SENATOR, Vote For 1									
	Grant T. SHORT	0	0.00%	0	0.00%	8	5.03%	8	5.03%
	Sellus WILDER	0	0.00%	0	0.00%	15	9.43%	15	9.43%
	Jim GRAY	0	0.00%	0	0.00%	123	77.36%	123	77.36%
	Rory HOULIHAN	0	0.00%	0	0.00%	4	2.52%	4	2.52%
	Jeff KENDER	0	0.00%	0	0.00%	2	1.26%	2	1.26%
	Ron LEACH	0	0.00%	0	0.00%	5	3.14%	5	3.14%
	Tom RECKTENWALD	0	0.00%	0	0.00%	2	1.26%	2	1.26%
	Cast Votes:	0	0.00%	0	0.00%	159	92.98%	159	92.98%
	Over Votes:	0	0.00%	0	0.00%	0	0.00%	0	0.00%
	Under Votes:	0	0.00%	0	0.00%	12	7.02%	12	7.02%

Precinct Report — Unofficial

PRESIDENTIAL PREFERENCE AND REGULAR PRIMARY — OFFICIAL BALLOT FOR SCOTT COUNTY — May 17, 2016

05/17/2016 07:14 PM

Total Number of Voters : 7,482 of 0 = 0.00%

Precincts Reporting 47 of 47 = 100.00%

Party	Candidate	Absentee		Early		Election		Total	
Precinct F121 (Ballots Cast: 225)									
UNITED STATES REPRESENTATIVE in CONGRESS 6th Congressional District, Vote For 1									
	Nancy Jo KEMPER	0	0.00%	0	0.00%	108	72.48%	108	72.48%
	Michael COBLENZ	0	0.00%	0	0.00%	6	4.03%	6	4.03%
	Geoffrey M. "Geoff" YOUNG	0	0.00%	0	0.00%	35	23.49%	35	23.49%
	Cast Votes:	0	0.00%	0	0.00%	149	87.13%	149	87.13%
	Over Votes:	0	0.00%	0	0.00%	0	0.00%	0	0.00%
	Under Votes:	0	0.00%	0	0.00%	22	12.87%	22	12.87%

Total Number of Voters : 7,482 of 0 = 0.00%

Precincts Reporting 47 of 47 = 100.00%

Party	Candidate	Absentee		Early		Election		Total	
Precinct F123 (Ballots Cast: 181)									
UNITED STATES SENATOR, Vote For 1									
	Stephen Howard SLAUGHTER	0	0.00%	0	0.00%	2	5.13%	2	5.13%
	James R. GOULD	0	0.00%	0	0.00%	1	2.56%	1	2.56%
	Rand PAUL	0	0.00%	0	0.00%	36	92.31%	36	92.31%
	Cast Votes:	0	0.00%	0	0.00%	39	100.00%	39	100.00%
	Over Votes:	0	0.00%	0	0.00%	0	0.00%	0	0.00%
	Under Votes:	0	0.00%	0	0.00%	0	0.00%	0	0.00%
UNITED STATES REPRESENTATIVE in CONGRESS 6th Congressional District, Vote For 1									
	Roger Q. BRILL	0	0.00%	0	0.00%	5	12.82%	5	12.82%
	Andy BARR	0	0.00%	0	0.00%	34	87.18%	34	87.18%
	Cast Votes:	0	0.00%	0	0.00%	39	100.00%	39	100.00%
	Over Votes:	0	0.00%	0	0.00%	0	0.00%	0	0.00%
	Under Votes:	0	0.00%	0	0.00%	0	0.00%	0	0.00%
PRESIDENT of the UNITED STATES, Vote For 1									
	Martin J. O'MALLEY	0	0.00%	0	0.00%	1	0.71%	1	0.71%
	Bernard "Bernie" SANDERS	0	0.00%	0	0.00%	54	38.57%	54	38.57%
	Hillary CLINTON	0	0.00%	0	0.00%	80	57.14%	80	57.14%
	Roque Rocky DE LA FUENTE	0	0.00%	0	0.00%	0	0.00%	0	0.00%
	"UNCOMMITTED"	0	0.00%	0	0.00%	5	3.57%	5	3.57%
	Cast Votes:	0	0.00%	0	0.00%	140	98.59%	140	98.59%
	Over Votes:	0	0.00%	0	0.00%	0	0.00%	0	0.00%
	Under Votes:	0	0.00%	0	0.00%	2	1.41%	2	1.41%
UNITED STATES SENATOR, Vote For 1									
	Grant T. SHORT	0	0.00%	0	0.00%	3	2.21%	3	2.21%
	Sellus WILDER	0	0.00%	0	0.00%	6	4.41%	6	4.41%
	Jim GRAY	0	0.00%	0	0.00%	121	88.97%	121	88.97%
	Rory HOULIHAN	0	0.00%	0	0.00%	0	0.00%	0	0.00%
	Jeff KENDER	0	0.00%	0	0.00%	2	1.47%	2	1.47%
	Ron LEACH	0	0.00%	0	0.00%	4	2.94%	4	2.94%
	Tom RECKTENWALD	0	0.00%	0	0.00%	0	0.00%	0	0.00%
	Cast Votes:	0	0.00%	0	0.00%	136	95.77%	136	95.77%
	Over Votes:	0	0.00%	0	0.00%	0	0.00%	0	0.00%
	Under Votes:	0	0.00%	0	0.00%	6	4.23%	6	4.23%
UNITED STATES REPRESENTATIVE in CONGRESS 6th Congressional District, Vote For 1									
	Nancy Jo KEMPER	0	0.00%	0	0.00%	105	78.95%	105	78.95%
	Michael COBLENZ	0	0.00%	0	0.00%	10	7.52%	10	7.52%
	Geoffrey M. "Geoff" YOUNG	0	0.00%	0	0.00%	18	13.53%	18	13.53%
	Cast Votes:	0	0.00%	0	0.00%	133	93.66%	133	93.66%
	Over Votes:	0	0.00%	0	0.00%	0	0.00%	0	0.00%
	Under Votes:	0	0.00%	0	0.00%	9	6.34%	9	6.34%

Precinct Report — Unofficial

PRESIDENTIAL PREFERENCE AND REGULAR PRIMARY — OFFICIAL BALLOT FOR SCOTT COUNTY — May 17, 2016

05/17/2016 07:14 PM

Total Number of Voters : 7,482 of 0 = 0.00%

Precincts Reporting 47 of 47 = 100.00%

Party	Candidate	Absentee		Early		Election		Total	
Precinct F125 (Ballots Cast: 79)									
UNITED STATES SENATOR, Vote For 1									
	Stephen Howard SLAUGHTER	0	0.00%	0	0.00%	3	18.75%	3	18.75%
	James R. GOULD	0	0.00%	0	0.00%	2	12.50%	2	12.50%
	Rand PAUL	0	0.00%	0	0.00%	11	68.75%	11	68.75%
	Cast Votes:	0	0.00%	0	0.00%	16	88.89%	16	88.89%
	Over Votes:	0	0.00%	0	0.00%	0	0.00%	0	0.00%
	Under Votes:	0	0.00%	0	0.00%	2	11.11%	2	11.11%
UNITED STATES REPRESENTATIVE in CONGRESS 6th Congressional District, Vote For 1									
	Roger Q. BRILL	0	0.00%	0	0.00%	2	11.76%	2	11.76%
	Andy BARR	0	0.00%	0	0.00%	15	88.24%	15	88.24%
	Cast Votes:	0	0.00%	0	0.00%	17	94.44%	17	94.44%
	Over Votes:	0	0.00%	0	0.00%	0	0.00%	0	0.00%
	Under Votes:	0	0.00%	0	0.00%	1	5.56%	1	5.56%
STATE REPRESENTATIVE 78th Representative District, Vote For 1									
	Mark HART	0	0.00%	0	0.00%	10	71.43%	10	71.43%
	Sam PIERCE	0	0.00%	0	0.00%	4	28.57%	4	28.57%
	Cast Votes:	0	0.00%	0	0.00%	14	77.78%	14	77.78%
	Over Votes:	0	0.00%	0	0.00%	0	0.00%	0	0.00%
	Under Votes:	0	0.00%	0	0.00%	4	22.22%	4	22.22%
PRESIDENT of the UNITED STATES, Vote For 1									
	Martin J. O'MALLEY	0	0.00%	0	0.00%	0	0.00%	0	0.00%
	Bernard "Bernie" SANDERS	0	0.00%	0	0.00%	35	58.33%	35	58.33%
	Hillary CLINTON	0	0.00%	0	0.00%	25	41.67%	25	41.67%
	Roque Rocky DE LA FUENTE	0	0.00%	0	0.00%	0	0.00%	0	0.00%
	"UNCOMMITTED"	0	0.00%	0	0.00%	0	0.00%	0	0.00%
	Cast Votes:	0	0.00%	0	0.00%	60	98.36%	60	98.36%
	Over Votes:	0	0.00%	0	0.00%	0	0.00%	0	0.00%
	Under Votes:	0	0.00%	0	0.00%	1	1.64%	1	1.64%
UNITED STATES SENATOR, Vote For 1									
	Grant T. SHORT	0	0.00%	0	0.00%	1	1.75%	1	1.75%
	Sellus WILDER	0	0.00%	0	0.00%	8	14.04%	8	14.04%
	Jim GRAY	0	0.00%	0	0.00%	45	78.95%	45	78.95%
	Rory HOULIHAN	0	0.00%	0	0.00%	1	1.75%	1	1.75%
	Jeff KENDER	0	0.00%	0	0.00%	0	0.00%	0	0.00%
	Ron LEACH	0	0.00%	0	0.00%	1	1.75%	1	1.75%
	Tom RECKTENWALD	0	0.00%	0	0.00%	1	1.75%	1	1.75%
	Cast Votes:	0	0.00%	0	0.00%	57	93.44%	57	93.44%
	Over Votes:	0	0.00%	0	0.00%	0	0.00%	0	0.00%
	Under Votes:	0	0.00%	0	0.00%	4	6.56%	4	6.56%

Precinct Report — Unofficial

PRESIDENTIAL PREFERENCE AND REGULAR PRIMARY — OFFICIAL BALLOT FOR SCOTT COUNTY — May 17, 2016

05/17/2016 07:14 PM

Total Number of Voters : 7,482 of 0 = 0.00%

Precincts Reporting 47 of 47 = 100.00%

Party	Candidate	Absentee		Early		Election		Total	
Precinct F125 (Ballots Cast: 79)									
UNITED STATES REPRESENTATIVE in CONGRESS 6th Congressional District, Vote For 1									
	Nancy Jo KEMPER	0	0.00%	0	0.00%	42	77.78%	42	77.78%
	Michael COBLENZ	0	0.00%	0	0.00%	2	3.70%	2	3.70%
	Geoffrey M. "Geoff" YOUNG	0	0.00%	0	0.00%	10	18.52%	10	18.52%
	Cast Votes:	0	0.00%	0	0.00%	54	88.52%	54	88.52%
	Over Votes:	0	0.00%	0	0.00%	0	0.00%	0	0.00%
	Under Votes:	0	0.00%	0	0.00%	7	11.48%	7	11.48%

Precinct Report — Unofficial

PRESIDENTIAL PREFERENCE AND REGULAR PRIMARY — OFFICIAL BALLOT FOR SCOTT COUNTY — May 17, 2016

05/17/2016 07:14 PM

Total Number of Voters : 7,482 of 0 = 0.00%

Precincts Reporting 47 of 47 = 100.00%

Party	Candidate	Absentee		Early		Election		Total	
Precinct F127 (Ballots Cast: 212)									
UNITED STATES SENATOR, Vote For 1									
	Stephen Howard SLAUGHTER	0	0.00%	0	0.00%	7	8.97%	7	8.97%
	James R. GOULD	0	0.00%	0	0.00%	7	8.97%	7	8.97%
	Rand PAUL	0	0.00%	0	0.00%	64	82.05%	64	82.05%
	Cast Votes:	0	0.00%	0	0.00%	78	97.50%	78	97.50%
	Over Votes:	0	0.00%	0	0.00%	0	0.00%	0	0.00%
	Under Votes:	0	0.00%	0	0.00%	2	2.50%	2	2.50%
UNITED STATES REPRESENTATIVE in CONGRESS 6th Congressional District, Vote For 1									
	Roger Q. BRILL	0	0.00%	0	0.00%	14	17.50%	14	17.50%
	Andy BARR	0	0.00%	0	0.00%	66	82.50%	66	82.50%
	Cast Votes:	0	0.00%	0	0.00%	80	100.00%	80	100.00%
	Over Votes:	0	0.00%	0	0.00%	0	0.00%	0	0.00%
	Under Votes:	0	0.00%	0	0.00%	0	0.00%	0	0.00%
PRESIDENT of the UNITED STATES, Vote For 1									
	Martin J. O'MALLEY	0	0.00%	0	0.00%	0	0.00%	0	0.00%
	Bernard "Bernie" SANDERS	0	0.00%	0	0.00%	48	36.36%	48	36.36%
	Hillary CLINTON	0	0.00%	0	0.00%	76	57.58%	76	57.58%
	Roque Rocky DE LA FUENTE	0	0.00%	0	0.00%	0	0.00%	0	0.00%
	"UNCOMMITTED"	0	0.00%	0	0.00%	8	6.06%	8	6.06%
	Cast Votes:	0	0.00%	0	0.00%	132	100.00%	132	100.00%
	Over Votes:	0	0.00%	0	0.00%	0	0.00%	0	0.00%
	Under Votes:	0	0.00%	0	0.00%	0	0.00%	0	0.00%
UNITED STATES SENATOR, Vote For 1									
	Grant T. SHORT	0	0.00%	0	0.00%	7	5.43%	7	5.43%
	Sellus WILDER	0	0.00%	0	0.00%	8	6.20%	8	6.20%
	Jim GRAY	0	0.00%	0	0.00%	109	84.50%	109	84.50%
	Rory HOULIHAN	0	0.00%	0	0.00%	1	0.78%	1	0.78%
	Jeff KENDER	0	0.00%	0	0.00%	2	1.55%	2	1.55%
	Ron LEACH	0	0.00%	0	0.00%	0	0.00%	0	0.00%
	Tom RECKTENWALD	0	0.00%	0	0.00%	2	1.55%	2	1.55%
	Cast Votes:	0	0.00%	0	0.00%	129	97.73%	129	97.73%
	Over Votes:	0	0.00%	0	0.00%	0	0.00%	0	0.00%
	Under Votes:	0	0.00%	0	0.00%	3	2.27%	3	2.27%
UNITED STATES REPRESENTATIVE in CONGRESS 6th Congressional District, Vote For 1									
	Nancy Jo KEMPER	0	0.00%	0	0.00%	95	77.24%	95	77.24%
	Michael COBLENZ	0	0.00%	0	0.00%	5	4.07%	5	4.07%
	Geoffrey M. "Geoff" YOUNG	0	0.00%	0	0.00%	23	18.70%	23	18.70%
	Cast Votes:	0	0.00%	0	0.00%	123	93.18%	123	93.18%
	Over Votes:	0	0.00%	0	0.00%	0	0.00%	0	0.00%
	Under Votes:	0	0.00%	0	0.00%	9	6.82%	9	6.82%

Total Number of Voters : 7,482 of 0 = 0.00%

Precincts Reporting 47 of 47 = 100.00%

Party	Candidate	Absentee		Early		Election		Total	
Precinct F129 (Ballots Cast: 174)									
UNITED STATES SENATOR, Vote For 1									
	Stephen Howard SLAUGHTER	0	0.00%	0	0.00%	4	6.78%	4	6.78%
	James R. GOULD	0	0.00%	0	0.00%	6	10.17%	6	10.17%
	Rand PAUL	0	0.00%	0	0.00%	49	83.05%	49	83.05%
	Cast Votes:	0	0.00%	0	0.00%	59	100.00%	59	100.00%
	Over Votes:	0	0.00%	0	0.00%	0	0.00%	0	0.00%
	Under Votes:	0	0.00%	0	0.00%	0	0.00%	0	0.00%
UNITED STATES REPRESENTATIVE in CONGRESS 6th Congressional District, Vote For 1									
	Roger Q. BRILL	0	0.00%	0	0.00%	14	24.14%	14	24.14%
	Andy BARR	0	0.00%	0	0.00%	44	75.86%	44	75.86%
	Cast Votes:	0	0.00%	0	0.00%	58	98.31%	58	98.31%
	Over Votes:	0	0.00%	0	0.00%	0	0.00%	0	0.00%
	Under Votes:	0	0.00%	0	0.00%	1	1.69%	1	1.69%
PRESIDENT of the UNITED STATES, Vote For 1									
	Martin J. O'MALLEY	0	0.00%	0	0.00%	0	0.00%	0	0.00%
	Bernard "Bernie" SANDERS	0	0.00%	0	0.00%	54	46.96%	54	46.96%
	Hillary CLINTON	0	0.00%	0	0.00%	54	46.96%	54	46.96%
	Roque Rocky DE LA FUENTE	0	0.00%	0	0.00%	0	0.00%	0	0.00%
	"UNCOMMITTED"	0	0.00%	0	0.00%	7	6.09%	7	6.09%
	Cast Votes:	0	0.00%	0	0.00%	115	100.00%	115	100.00%
	Over Votes:	0	0.00%	0	0.00%	0	0.00%	0	0.00%
	Under Votes:	0	0.00%	0	0.00%	0	0.00%	0	0.00%
UNITED STATES SENATOR, Vote For 1									
	Grant T. SHORT	0	0.00%	0	0.00%	2	1.77%	2	1.77%
	Sellus WILDER	0	0.00%	0	0.00%	13	11.50%	13	11.50%
	Jim GRAY	0	0.00%	0	0.00%	89	78.76%	89	78.76%
	Rory HOULIHAN	0	0.00%	0	0.00%	1	0.88%	1	0.88%
	Jeff KENDER	0	0.00%	0	0.00%	4	3.54%	4	3.54%
	Ron LEACH	0	0.00%	0	0.00%	2	1.77%	2	1.77%
	Tom RECKTENWALD	0	0.00%	0	0.00%	2	1.77%	2	1.77%
	Cast Votes:	0	0.00%	0	0.00%	113	98.26%	113	98.26%
	Over Votes:	0	0.00%	0	0.00%	0	0.00%	0	0.00%
	Under Votes:	0	0.00%	0	0.00%	2	1.74%	2	1.74%
UNITED STATES REPRESENTATIVE in CONGRESS 6th Congressional District, Vote For 1									
	Nancy Jo KEMPER	0	0.00%	0	0.00%	72	67.92%	72	67.92%
	Michael COBLENZ	0	0.00%	0	0.00%	6	5.66%	6	5.66%
	Geoffrey M. "Geoff" YOUNG	0	0.00%	0	0.00%	28	26.42%	28	26.42%
	Cast Votes:	0	0.00%	0	0.00%	106	92.17%	106	92.17%
	Over Votes:	0	0.00%	0	0.00%	0	0.00%	0	0.00%
	Under Votes:	0	0.00%	0	0.00%	9	7.83%	9	7.83%

Precinct Report — Unofficial

PRESIDENTIAL PREFERENCE AND REGULAR PRIMARY — OFFICIAL BALLOT FOR SCOTT COUNTY — May 17, 2016

05/17/2016 07:14 PM

Total Number of Voters : 7,482 of 0 = 0.00%

Precincts Reporting 47 of 47 = 100.00%

Party	Candidate	Absentee		Early		Election		Total	
Precinct F131 (Ballots Cast: 149)									
UNITED STATES SENATOR, Vote For 1									
	Stephen Howard SLAUGHTER	0	0.00%	0	0.00%	1	3.13%	1	3.13%
	James R. GOULD	0	0.00%	0	0.00%	1	3.13%	1	3.13%
	Rand PAUL	0	0.00%	0	0.00%	30	93.75%	30	93.75%
	Cast Votes:	0	0.00%	0	0.00%	32	100.00%	32	100.00%
	Over Votes:	0	0.00%	0	0.00%	0	0.00%	0	0.00%
	Under Votes:	0	0.00%	0	0.00%	0	0.00%	0	0.00%
UNITED STATES REPRESENTATIVE in CONGRESS 6th Congressional District, Vote For 1									
	Roger Q. BRILL	0	0.00%	0	0.00%	3	9.38%	3	9.38%
	Andy BARR	0	0.00%	0	0.00%	29	90.63%	29	90.63%
	Cast Votes:	0	0.00%	0	0.00%	32	100.00%	32	100.00%
	Over Votes:	0	0.00%	0	0.00%	0	0.00%	0	0.00%
	Under Votes:	0	0.00%	0	0.00%	0	0.00%	0	0.00%
PRESIDENT of the UNITED STATES, Vote For 1									
	Martin J. O'MALLEY	0	0.00%	0	0.00%	0	0.00%	0	0.00%
	Bernard "Bernie" SANDERS	0	0.00%	0	0.00%	55	47.83%	55	47.83%
	Hillary CLINTON	0	0.00%	0	0.00%	54	46.96%	54	46.96%
	Roque Rocky DE LA FUENTE	0	0.00%	0	0.00%	1	0.87%	1	0.87%
	"UNCOMMITTED"	0	0.00%	0	0.00%	5	4.35%	5	4.35%
	Cast Votes:	0	0.00%	0	0.00%	115	98.29%	115	98.29%
	Over Votes:	0	0.00%	0	0.00%	0	0.00%	0	0.00%
	Under Votes:	0	0.00%	0	0.00%	2	1.71%	2	1.71%
UNITED STATES SENATOR, Vote For 1									
	Grant T. SHORT	0	0.00%	0	0.00%	5	4.39%	5	4.39%
	Sellus WILDER	0	0.00%	0	0.00%	14	12.28%	14	12.28%
	Jim GRAY	0	0.00%	0	0.00%	90	78.95%	90	78.95%
	Rory HOULIHAN	0	0.00%	0	0.00%	1	0.88%	1	0.88%
	Jeff KENDER	0	0.00%	0	0.00%	1	0.88%	1	0.88%
	Ron LEACH	0	0.00%	0	0.00%	3	2.63%	3	2.63%
	Tom RECKTENWALD	0	0.00%	0	0.00%	0	0.00%	0	0.00%
	Cast Votes:	0	0.00%	0	0.00%	114	97.44%	114	97.44%
	Over Votes:	0	0.00%	0	0.00%	0	0.00%	0	0.00%
	Under Votes:	0	0.00%	0	0.00%	3	2.56%	3	2.56%
UNITED STATES REPRESENTATIVE in CONGRESS 6th Congressional District, Vote For 1									
	Nancy Jo KEMPER	0	0.00%	0	0.00%	82	75.23%	82	75.23%
	Michael COBLENZ	0	0.00%	0	0.00%	4	3.67%	4	3.67%
	Geoffrey M. "Geoff" YOUNG	0	0.00%	0	0.00%	23	21.10%	23	21.10%
	Cast Votes:	0	0.00%	0	0.00%	109	93.16%	109	93.16%
	Over Votes:	0	0.00%	0	0.00%	0	0.00%	0	0.00%
	Under Votes:	0	0.00%	0	0.00%	8	6.84%	8	6.84%

Precinct Report — Unofficial

PRESIDENTIAL PREFERENCE AND REGULAR PRIMARY — OFFICIAL BALLOT FOR SCOTT COUNTY — May 17, 2016

05/17/2016 07:14 PM

Total Number of Voters : 7,482 of 0 = 0.00%

Precincts Reporting 47 of 47 = 100.00%

Party	Candidate	Absentee		Early		Election		Total	
Precinct G128 (Ballots Cast: 120) 1 off									
UNITED STATES SENATOR, Vote For 1									
	Stephen Howard SLAUGHTER	0	0.00%	0	0.00%	1	5.00%	1	5.00%
	James R. GOULD	0	0.00%	0	0.00%	4	20.00%	4	20.00%
	Rand PAUL	0	0.00%	0	0.00%	15	75.00%	15	75.00%
	Cast Votes:	0	0.00%	0	0.00%	20	100.00%	20	100.00%
	Over Votes:	0	0.00%	0	0.00%	0	0.00%	0	0.00%
	Under Votes:	0	0.00%	0	0.00%	0	0.00%	0	0.00%
UNITED STATES REPRESENTATIVE in CONGRESS 6th Congressional District, Vote For 1									
	Roger Q. BRILL	0	0.00%	0	0.00%	5	25.00%	5	25.00%
	Andy BARR	0	0.00%	0	0.00%	15	75.00%	15	75.00%
	Cast Votes:	0	0.00%	0	0.00%	20	100.00%	20	100.00%
	Over Votes:	0	0.00%	0	0.00%	0	0.00%	0	0.00%
	Under Votes:	0	0.00%	0	0.00%	0	0.00%	0	0.00%
PRESIDENT of the UNITED STATES, Vote For 1									
	Martin J. O'MALLEY	0	0.00%	0	0.00%	1	1.01%	1	1.01%
	Bernard "Bernie" SANDERS	0	0.00%	0	0.00%	38	38.38%	38	38.38%
	Hillary CLINTON	0	0.00%	0	0.00%	59	59.60%	59	59.60%
	Roque Rocky DE LA FUENTE	0	0.00%	0	0.00%	0	0.00%	0	0.00%
	"UNCOMMITTED"	0	0.00%	0	0.00%	1	1.01%	1	1.01%
	Cast Votes:	0	0.00%	0	0.00%	99	99.00%	99	99.00%
	Over Votes:	0	0.00%	0	0.00%	0	0.00%	0	0.00%
	Under Votes:	0	0.00%	0	0.00%	1	1.00%	1	1.00%
UNITED STATES SENATOR, Vote For 1									
	Grant T. SHORT	0	0.00%	0	0.00%	3	3.13%	3	3.13%
	Sellus WILDER	0	0.00%	0	0.00%	6	6.25%	6	6.25%
	Jim GRAY	0	0.00%	0	0.00%	78	81.25%	78	81.25%
	Rory HOULIHAN	0	0.00%	0	0.00%	4	4.17%	4	4.17%
	Jeff KENDER	0	0.00%	0	0.00%	0	0.00%	0	0.00%
	Ron LEACH	0	0.00%	0	0.00%	4	4.17%	4	4.17%
	Tom RECKTENWALD	0	0.00%	0	0.00%	1	1.04%	1	1.04%
	Cast Votes:	0	0.00%	0	0.00%	96	96.00%	96	96.00%
	Over Votes:	0	0.00%	0	0.00%	0	0.00%	0	0.00%
	Under Votes:	0	0.00%	0	0.00%	4	4.00%	4	4.00%
UNITED STATES REPRESENTATIVE in CONGRESS 6th Congressional District, Vote For 1									
	Nancy Jo KEMPER	0	0.00%	0	0.00%	80	84.21%	80	84.21%
	Michael COBLENZ	0	0.00%	0	0.00%	5	5.26%	5	5.26%
	Geoffrey M. "Geoff" YOUNG	0	0.00%	0	0.00%	10	10.53%	10	10.53%
	Cast Votes:	0	0.00%	0	0.00%	95	95.00%	95	95.00%
	Over Votes:	0	0.00%	0	0.00%	0	0.00%	0	0.00%
	Under Votes:	0	0.00%	0	0.00%	5	5.00%	5	5.00%

Precinct Report — Unofficial

PRESIDENTIAL PREFERENCE AND REGULAR PRIMARY — OFFICIAL BALLOT FOR SCOTT COUNTY — May 17, 2016

05/17/2016 07:14 PM

Total Number of Voters : 7,482 of 0 = 0.00%

Precincts Reporting 47 of 47 = 100.00%

Party	Candidate	Absentee		Early		Election		Total	
Precinct G130 (Ballots Cast: 153)									
UNITED STATES SENATOR, Vote For 1									
	Stephen Howard SLAUGHTER	0	0.00%	0	0.00%	1	3.23%	1	3.23%
	James R. GOULD	0	0.00%	0	0.00%	4	12.90%	4	12.90%
	Rand PAUL	0	0.00%	0	0.00%	26	83.87%	26	83.87%
	Cast Votes:	0	0.00%	0	0.00%	31	96.88%	31	96.88%
	Over Votes:	0	0.00%	0	0.00%	0	0.00%	0	0.00%
	Under Votes:	0	0.00%	0	0.00%	1	3.13%	1	3.13%
UNITED STATES REPRESENTATIVE in CONGRESS 6th Congressional District, Vote For 1									
	Roger Q. BRILL	0	0.00%	0	0.00%	3	9.38%	3	9.38%
	Andy BARR	0	0.00%	0	0.00%	29	90.63%	29	90.63%
	Cast Votes:	0	0.00%	0	0.00%	32	100.00%	32	100.00%
	Over Votes:	0	0.00%	0	0.00%	0	0.00%	0	0.00%
	Under Votes:	0	0.00%	0	0.00%	0	0.00%	0	0.00%
PRESIDENT of the UNITED STATES, Vote For 1									
	Martin J. O'MALLEY	0	0.00%	0	0.00%	1	0.83%	1	0.83%
	Bernard "Bernie" SANDERS	0	0.00%	0	0.00%	43	35.54%	43	35.54%
	Hillary CLINTON	0	0.00%	0	0.00%	72	59.50%	72	59.50%
	Roque Rocky DE LA FUENTE	0	0.00%	0	0.00%	0	0.00%	0	0.00%
	"UNCOMMITTED"	0	0.00%	0	0.00%	5	4.13%	5	4.13%
	Cast Votes:	0	0.00%	0	0.00%	121	100.00%	121	100.00%
	Over Votes:	0	0.00%	0	0.00%	0	0.00%	0	0.00%
	Under Votes:	0	0.00%	0	0.00%	0	0.00%	0	0.00%
UNITED STATES SENATOR, Vote For 1									
	Grant T. SHORT	0	0.00%	0	0.00%	3	2.63%	3	2.63%
	Sellus WILDER	0	0.00%	0	0.00%	6	5.26%	6	5.26%
	Jim GRAY	0	0.00%	0	0.00%	94	82.46%	94	82.46%
	Rory HOULIHAN	0	0.00%	0	0.00%	2	1.75%	2	1.75%
	Jeff KENDER	0	0.00%	0	0.00%	4	3.51%	4	3.51%
	Ron LEACH	0	0.00%	0	0.00%	4	3.51%	4	3.51%
	Tom RECKTENWALD	0	0.00%	0	0.00%	1	0.88%	1	0.88%
	Cast Votes:	0	0.00%	0	0.00%	114	94.21%	114	94.21%
	Over Votes:	0	0.00%	0	0.00%	0	0.00%	0	0.00%
	Under Votes:	0	0.00%	0	0.00%	7	5.79%	7	5.79%
UNITED STATES REPRESENTATIVE in CONGRESS 6th Congressional District, Vote For 1									
	Nancy Jo KEMPER	0	0.00%	0	0.00%	85	75.89%	85	75.89%
	Michael COBLENZ	0	0.00%	0	0.00%	6	5.36%	6	5.36%
	Geoffrey M. "Geoff" YOUNG	0	0.00%	0	0.00%	21	18.75%	21	18.75%
	Cast Votes:	0	0.00%	0	0.00%	112	92.56%	112	92.56%
	Over Votes:	0	0.00%	0	0.00%	0	0.00%	0	0.00%
	Under Votes:	0	0.00%	0	0.00%	9	7.44%	9	7.44%

Precinct Report — Unofficial

PRESIDENTIAL PREFERENCE AND REGULAR PRIMARY — OFFICIAL BALLOT FOR SCOTT COUNTY — May 17, 2016

05/17/2016 07:14 PM

Total Number of Voters : 7,482 of 0 = 0.00%

Precincts Reporting 47 of 47 = 100.00%

Party	Candidate	Absentee		Early		Election		Total	
Precinct G132 (Ballots Cast: 200)									
UNITED STATES SENATOR, Vote For 1									
	Stephen Howard SLAUGHTER	0	0.00%	0	0.00%	4	7.84%	4	7.84%
	James R. GOULD	0	0.00%	0	0.00%	3	5.88%	3	5.88%
	Rand PAUL	0	0.00%	0	0.00%	44	86.27%	44	86.27%
	Cast Votes:	0	0.00%	0	0.00%	51	100.00%	51	100.00%
	Over Votes:	0	0.00%	0	0.00%	0	0.00%	0	0.00%
	Under Votes:	0	0.00%	0	0.00%	0	0.00%	0	0.00%
UNITED STATES REPRESENTATIVE in CONGRESS 6th Congressional District, Vote For 1									
	Roger Q. BRILL	0	0.00%	0	0.00%	11	21.57%	11	21.57%
	Andy BARR	0	0.00%	0	0.00%	40	78.43%	40	78.43%
	Cast Votes:	0	0.00%	0	0.00%	51	100.00%	51	100.00%
	Over Votes:	0	0.00%	0	0.00%	0	0.00%	0	0.00%
	Under Votes:	0	0.00%	0	0.00%	0	0.00%	0	0.00%
PRESIDENT of the UNITED STATES, Vote For 1									
	Martin J. O'MALLEY	0	0.00%	0	0.00%	3	2.01%	3	2.01%
	Bernard "Bernie" SANDERS	0	0.00%	0	0.00%	81	54.36%	81	54.36%
	Hillary CLINTON	0	0.00%	0	0.00%	61	40.94%	61	40.94%
	Roque Rocky DE LA FUENTE	0	0.00%	0	0.00%	0	0.00%	0	0.00%
	"UNCOMMITTED"	0	0.00%	0	0.00%	4	2.68%	4	2.68%
	Cast Votes:	0	0.00%	0	0.00%	149	100.00%	149	100.00%
	Over Votes:	0	0.00%	0	0.00%	0	0.00%	0	0.00%
	Under Votes:	0	0.00%	0	0.00%	0	0.00%	0	0.00%
UNITED STATES SENATOR, Vote For 1									
	Grant T. SHORT	0	0.00%	0	0.00%	3	2.08%	3	2.08%
	Sellus WILDER	0	0.00%	0	0.00%	18	12.50%	18	12.50%
	Jim GRAY	0	0.00%	0	0.00%	111	77.08%	111	77.08%
	Rory HOULIHAN	0	0.00%	0	0.00%	3	2.08%	3	2.08%
	Jeff KENDER	0	0.00%	0	0.00%	2	1.39%	2	1.39%
	Ron LEACH	0	0.00%	0	0.00%	4	2.78%	4	2.78%
	Tom RECKTENWALD	0	0.00%	0	0.00%	3	2.08%	3	2.08%
	Cast Votes:	0	0.00%	0	0.00%	144	96.64%	144	96.64%
	Over Votes:	0	0.00%	0	0.00%	0	0.00%	0	0.00%
	Under Votes:	0	0.00%	0	0.00%	5	3.36%	5	3.36%
UNITED STATES REPRESENTATIVE in CONGRESS 6th Congressional District, Vote For 1									
	Nancy Jo KEMPER	0	0.00%	0	0.00%	96	72.18%	96	72.18%
	Michael COBLENZ	0	0.00%	0	0.00%	11	8.27%	11	8.27%
	Geoffrey M. "Geoff" YOUNG	0	0.00%	0	0.00%	26	19.55%	26	19.55%
	Cast Votes:	0	0.00%	0	0.00%	133	89.26%	133	89.26%
	Over Votes:	0	0.00%	0	0.00%	0	0.00%	0	0.00%
	Under Votes:	0	0.00%	0	0.00%	16	10.74%	16	10.74%

Precinct Report — Unofficial

PRESIDENTIAL PREFERENCE AND REGULAR PRIMARY — OFFICIAL BALLOT FOR SCOTT COUNTY — May 17, 2016

05/17/2016 07:14 PM

Total Number of Voters : 7,482 of 0 = 0.00%

Precincts Reporting 47 of 47 = 100.00%

Party	Candidate	Absentee		Early		Election		Total	
Precinct G134 (Ballots Cast: 163)									
UNITED STATES SENATOR, Vote For 1									
	Stephen Howard SLAUGHTER	0	0.00%	0	0.00%	2	3.28%	2	3.28%
	James R. GOULD	0	0.00%	0	0.00%	6	9.84%	6	9.84%
	Rand PAUL	0	0.00%	0	0.00%	53	86.89%	53	86.89%
	Cast Votes:	0	0.00%	0	0.00%	61	100.00%	61	100.00%
	Over Votes:	0	0.00%	0	0.00%	0	0.00%	0	0.00%
	Under Votes:	0	0.00%	0	0.00%	0	0.00%	0	0.00%
UNITED STATES REPRESENTATIVE in CONGRESS 6th Congressional District, Vote For 1									
	Roger Q. BRILL	0	0.00%	0	0.00%	9	15.25%	9	15.25%
	Andy BARR	0	0.00%	0	0.00%	50	84.75%	50	84.75%
	Cast Votes:	0	0.00%	0	0.00%	59	96.72%	59	96.72%
	Over Votes:	0	0.00%	0	0.00%	0	0.00%	0	0.00%
	Under Votes:	0	0.00%	0	0.00%	2	3.28%	2	3.28%
PRESIDENT of the UNITED STATES, Vote For 1									
	Martin J. O'MALLEY	0	0.00%	0	0.00%	1	0.99%	1	0.99%
	Bernard "Bernie" SANDERS	0	0.00%	0	0.00%	46	45.54%	46	45.54%
	Hillary CLINTON	0	0.00%	0	0.00%	52	51.49%	52	51.49%
	Roque Rocky DE LA FUENTE	0	0.00%	0	0.00%	1	0.99%	1	0.99%
	"UNCOMMITTED"	0	0.00%	0	0.00%	1	0.99%	1	0.99%
	Cast Votes:	0	0.00%	0	0.00%	101	99.02%	101	99.02%
	Over Votes:	0	0.00%	0	0.00%	0	0.00%	0	0.00%
	Under Votes:	0	0.00%	0	0.00%	1	0.98%	1	0.98%
UNITED STATES SENATOR, Vote For 1									
	Grant T. SHORT	0	0.00%	0	0.00%	4	4.12%	4	4.12%
	Sellus WILDER	0	0.00%	0	0.00%	5	5.15%	5	5.15%
	Jim GRAY	0	0.00%	0	0.00%	77	79.38%	77	79.38%
	Rory HOULIHAN	0	0.00%	0	0.00%	3	3.09%	3	3.09%
	Jeff KENDER	0	0.00%	0	0.00%	3	3.09%	3	3.09%
	Ron LEACH	0	0.00%	0	0.00%	5	5.15%	5	5.15%
	Tom RECKTENWALD	0	0.00%	0	0.00%	0	0.00%	0	0.00%
	Cast Votes:	0	0.00%	0	0.00%	97	95.10%	97	95.10%
	Over Votes:	0	0.00%	0	0.00%	0	0.00%	0	0.00%
	Under Votes:	0	0.00%	0	0.00%	5	4.90%	5	4.90%
UNITED STATES REPRESENTATIVE in CONGRESS 6th Congressional District, Vote For 1									
	Nancy Jo KEMPER	0	0.00%	0	0.00%	72	75.00%	72	75.00%
	Michael COBLENZ	0	0.00%	0	0.00%	5	5.21%	5	5.21%
	Geoffrey M. "Geoff" YOUNG	0	0.00%	0	0.00%	19	19.79%	19	19.79%
	Cast Votes:	0	0.00%	0	0.00%	96	94.12%	96	94.12%
	Over Votes:	0	0.00%	0	0.00%	0	0.00%	0	0.00%
	Under Votes:	0	0.00%	0	0.00%	6	5.88%	6	5.88%

Precinct Report — Unofficial

PRESIDENTIAL PREFERENCE AND REGULAR PRIMARY — OFFICIAL BALLOT FOR SCOTT COUNTY — May 17, 2016

05/17/2016 07:14 PM

Total Number of Voters : 7,482 of 0 = 0.00%

Precincts Reporting 47 of 47 = 100.00%

Party	Candidate	Absentee		Early		Election		Total	
Precinct G136 (Ballots Cast: 223)									
UNITED STATES SENATOR, Vote For 1									
	Stephen Howard SLAUGHTER	0	0.00%	0	0.00%	5	6.49%	5	6.49%
	James R. GOULD	0	0.00%	0	0.00%	7	9.09%	7	9.09%
	Rand PAUL	0	0.00%	0	0.00%	65	84.42%	65	84.42%
	Cast Votes:	0	0.00%	0	0.00%	77	100.00%	77	100.00%
	Over Votes:	0	0.00%	0	0.00%	0	0.00%	0	0.00%
	Under Votes:	0	0.00%	0	0.00%	0	0.00%	0	0.00%
UNITED STATES REPRESENTATIVE in CONGRESS 6th Congressional District, Vote For 1									
	Roger Q. BRILL	0	0.00%	0	0.00%	19	24.68%	19	24.68%
	Andy BARR	0	0.00%	0	0.00%	58	75.32%	58	75.32%
	Cast Votes:	0	0.00%	0	0.00%	77	100.00%	77	100.00%
	Over Votes:	0	0.00%	0	0.00%	0	0.00%	0	0.00%
	Under Votes:	0	0.00%	0	0.00%	0	0.00%	0	0.00%
PRESIDENT of the UNITED STATES, Vote For 1									
	Martin J. O'MALLEY	0	0.00%	0	0.00%	1	0.68%	1	0.68%
	Bernard "Bernie" SANDERS	0	0.00%	0	0.00%	77	52.74%	77	52.74%
	Hillary CLINTON	0	0.00%	0	0.00%	63	43.15%	63	43.15%
	Roque Rocky DE LA FUENTE	0	0.00%	0	0.00%	0	0.00%	0	0.00%
	"UNCOMMITTED"	0	0.00%	0	0.00%	5	3.42%	5	3.42%
	Cast Votes:	0	0.00%	0	0.00%	146	100.00%	146	100.00%
	Over Votes:	0	0.00%	0	0.00%	0	0.00%	0	0.00%
	Under Votes:	0	0.00%	0	0.00%	0	0.00%	0	0.00%
UNITED STATES SENATOR, Vote For 1									
	Grant T. SHORT	0	0.00%	0	0.00%	1	0.73%	1	0.73%
	Sellus WILDER	0	0.00%	0	0.00%	13	9.49%	13	9.49%
	Jim GRAY	0	0.00%	0	0.00%	118	86.13%	118	86.13%
	Rory HOULIHAN	0	0.00%	0	0.00%	3	2.19%	3	2.19%
	Jeff KENDER	0	0.00%	0	0.00%	0	0.00%	0	0.00%
	Ron LEACH	0	0.00%	0	0.00%	2	1.46%	2	1.46%
	Tom RECKTENWALD	0	0.00%	0	0.00%	0	0.00%	0	0.00%
	Cast Votes:	0	0.00%	0	0.00%	137	93.84%	137	93.84%
	Over Votes:	0	0.00%	0	0.00%	0	0.00%	0	0.00%
	Under Votes:	0	0.00%	0	0.00%	9	6.16%	9	6.16%
UNITED STATES REPRESENTATIVE in CONGRESS 6th Congressional District, Vote For 1									
	Nancy Jo KEMPER	0	0.00%	0	0.00%	91	70.54%	91	70.54%
	Michael COBLENZ	0	0.00%	0	0.00%	7	5.43%	7	5.43%
	Geoffrey M. "Geoff" YOUNG	0	0.00%	0	0.00%	31	24.03%	31	24.03%
	Cast Votes:	0	0.00%	0	0.00%	129	88.36%	129	88.36%
	Over Votes:	0	0.00%	0	0.00%	0	0.00%	0	0.00%
	Under Votes:	0	0.00%	0	0.00%	17	11.64%	17	11.64%

Precinct Report — Unofficial

PRESIDENTIAL PREFERENCE AND REGULAR PRIMARY — OFFICIAL BALLOT FOR SCOTT COUNTY — May 17, 2016

05/17/2016 07:14 PM

Total Number of Voters : 7,482 of 0 = 0.00%

Precincts Reporting 47 of 47 = 100.00%

Party	Candidate	Absentee		Early		Election		Total	
Precinct G138 (Ballots Cast: 0)									
UNITED STATES SENATOR, Vote For 1									
	Stephen Howard SLAUGHTER	0	0.00%	0	0.00%	0	0.00%	0	0.00%
	James R. GOULD	0	0.00%	0	0.00%	0	0.00%	0	0.00%
	Rand PAUL	0	0.00%	0	0.00%	0	0.00%	0	0.00%
	Cast Votes:	0	0.00%	0	0.00%	0	0.00%	0	0.00%
	Over Votes:	0	0.00%	0	0.00%	0	0.00%	0	0.00%
	Under Votes:	0	0.00%	0	0.00%	0	0.00%	0	0.00%
UNITED STATES REPRESENTATIVE in CONGRESS 6th Congressional District, Vote For 1									
	Roger Q. BRILL	0	0.00%	0	0.00%	0	0.00%	0	0.00%
	Andy BARR	0	0.00%	0	0.00%	0	0.00%	0	0.00%
	Cast Votes:	0	0.00%	0	0.00%	0	0.00%	0	0.00%
	Over Votes:	0	0.00%	0	0.00%	0	0.00%	0	0.00%
	Under Votes:	0	0.00%	0	0.00%	0	0.00%	0	0.00%
STATE REPRESENTATIVE 78th Representative District, Vote For 1									
	Mark HART	0	0.00%	0	0.00%	0	0.00%	0	0.00%
	Sam PIERCE	0	0.00%	0	0.00%	0	0.00%	0	0.00%
	Cast Votes:	0	0.00%	0	0.00%	0	0.00%	0	0.00%
	Over Votes:	0	0.00%	0	0.00%	0	0.00%	0	0.00%
	Under Votes:	0	0.00%	0	0.00%	0	0.00%	0	0.00%
PRESIDENT of the UNITED STATES, Vote For 1									
	Martin J. O'MALLEY	0	0.00%	0	0.00%	0	0.00%	0	0.00%
	Bernard "Bernie" SANDERS	0	0.00%	0	0.00%	0	0.00%	0	0.00%
	Hillary CLINTON	0	0.00%	0	0.00%	0	0.00%	0	0.00%
	Roque Rocky DE LA FUENTE	0	0.00%	0	0.00%	0	0.00%	0	0.00%
	"UNCOMMITTED"	0	0.00%	0	0.00%	0	0.00%	0	0.00%
	Cast Votes:	0	0.00%	0	0.00%	0	0.00%	0	0.00%
	Over Votes:	0	0.00%	0	0.00%	0	0.00%	0	0.00%
	Under Votes:	0	0.00%	0	0.00%	0	0.00%	0	0.00%
UNITED STATES SENATOR, Vote For 1									
	Grant T. SHORT	0	0.00%	0	0.00%	0	0.00%	0	0.00%
	Sellus WILDER	0	0.00%	0	0.00%	0	0.00%	0	0.00%
	Jim GRAY	0	0.00%	0	0.00%	0	0.00%	0	0.00%
	Rory HOULIHAN	0	0.00%	0	0.00%	0	0.00%	0	0.00%
	Jeff KENDER	0	0.00%	0	0.00%	0	0.00%	0	0.00%
	Ron LEACH	0	0.00%	0	0.00%	0	0.00%	0	0.00%
	Tom RECKTENWALD	0	0.00%	0	0.00%	0	0.00%	0	0.00%
	Cast Votes:	0	0.00%	0	0.00%	0	0.00%	0	0.00%
	Over Votes:	0	0.00%	0	0.00%	0	0.00%	0	0.00%
	Under Votes:	0	0.00%	0	0.00%	0	0.00%	0	0.00%

Precinct Report — Unofficial

PRESIDENTIAL PREFERENCE AND REGULAR PRIMARY — OFFICIAL BALLOT FOR SCOTT COUNTY — May 17, 2016

05/17/2016 07:14 PM

Total Number of Voters : 7,482 of 0 = 0.00%

Precincts Reporting 47 of 47 = 100.00%

Party	Candidate	Absentee		Early		Election		Total	
Precinct G138 (Ballots Cast: 0)									
UNITED STATES REPRESENTATIVE in CONGRESS 6th Congressional District, Vote For 1									
	Nancy Jo KEMPER	0	0.00%	0	0.00%	0	0.00%	0	0.00%
	Michael COBLENZ	0	0.00%	0	0.00%	0	0.00%	0	0.00%
	Geoffrey M. "Geoff" YOUNG	0	0.00%	0	0.00%	0	0.00%	0	0.00%
	Cast Votes:	0	0.00%	0	0.00%	0	0.00%	0	0.00%
	Over Votes:	0	0.00%	0	0.00%	0	0.00%	0	0.00%
	Under Votes:	0	0.00%	0	0.00%	0	0.00%	0	0.00%

Cumulative Report — Unofficial

PRESIDENTIAL PREFERENCE AND REGULAR PRIMARY — OFFICIAL BALLOT FOR SHELBY COUNTY — May 17, 2016

05/17/2016 07:09 PM

Total Number of Voters : 7,217 of 0 = 0.00%

Precincts Reporting 35 of 35 = 100.00%

Party	Candidate	Absentee		Early		Election		Total	
UNITED STATES SENATOR, Vote For 1									
	James R. GOULD	0	0.00%	0	0.00%	220	8.52%	220	8.52%
	Rand PAUL	0	0.00%	0	0.00%	2,253	87.29%	2,253	87.29%
	Stephen Howard SLAUGHTER	0	0.00%	0	0.00%	108	4.18%	108	4.18%
	Cast Votes:	0	0.00%	0	0.00%	2,581	99.00%	2,581	99.00%
	Over Votes:	0	0.00%	0	0.00%	0	0.00%	0	0.00%
	Under Votes:	0	0.00%	0	0.00%	26	1.00%	26	1.00%
STATE REPRESENTATIVE 58th Representative District, Vote For 1									
	Rob ROTHENBURGER	0	0.00%	0	0.00%	1,694	66.85%	1,694	66.85%
	Kendall Gregory LAW	0	0.00%	0	0.00%	840	33.15%	840	33.15%
	Cast Votes:	0	0.00%	0	0.00%	2,534	97.20%	2,534	97.20%
	Over Votes:	0	0.00%	0	0.00%	0	0.00%	0	0.00%
	Under Votes:	0	0.00%	0	0.00%	73	2.80%	73	2.80%
CITY COUNCIL City of Shelbyville, Vote For 6									
	Brad BROWN	0	0.00%	0	0.00%	330	11.28%	330	11.28%
	Robert J. ANDRIOT	0	0.00%	0	0.00%	437	14.94%	437	14.94%
	Frank PAGE	0	0.00%	0	0.00%	416	14.22%	416	14.22%
	Jon SWINDLER	0	0.00%	0	0.00%	408	13.95%	408	13.95%
	Chris "Spud" SPAULDING	0	0.00%	0	0.00%	360	12.31%	360	12.31%
	Troy ETHINGTON	0	0.00%	0	0.00%	374	12.79%	374	12.79%
	D. Scott HARPER	0	0.00%	0	0.00%	366	12.51%	366	12.51%
	Rocky PINCIOTTI	0	0.00%	0	0.00%	234	8.00%	234	8.00%
	Cast Votes:	0	0.00%	0	0.00%	2,925	70.65%	2,925	70.65%
	Over Votes:	0	0.00%	0	0.00%	0	0.00%	0	0.00%
	Under Votes:	0	0.00%	0	0.00%	1,215	29.35%	1,215	29.35%
PRESIDENT of the UNITED STATES, Vote For 1									
	Martin J. O'MALLEY	0	0.00%	0	0.00%	74	1.61%	74	1.61%
	Bernard "Bernie" SANDERS	0	0.00%	0	0.00%	2,044	44.54%	2,044	44.54%
	Hillary CLINTON	0	0.00%	0	0.00%	2,195	47.83%	2,195	47.83%
	Roque Rocky DE LA FUENTE	0	0.00%	0	0.00%	13	0.28%	13	0.28%
	"UNCOMMITTED"	0	0.00%	0	0.00%	263	5.73%	263	5.73%
	Cast Votes:	0	0.00%	0	0.00%	4,589	99.54%	4,589	99.54%
	Over Votes:	0	0.00%	0	0.00%	0	0.00%	0	0.00%
	Under Votes:	0	0.00%	0	0.00%	21	0.46%	21	0.46%

Cumulative Report — Unofficial

PRESIDENTIAL PREFERENCE AND REGULAR PRIMARY — OFFICIAL BALLOT FOR SHELBY COUNTY — May 17, 2016

05/17/2016 07:09 PM

Total Number of Voters : 7,217 of 0 = 0.00%

Precincts Reporting 35 of 35 = 100.00%

Party	Candidate	Absentee		Early		Election		Total	
UNITED STATES SENATOR, Vote For 1									
	James R. GOULD	0	0.00%	0	0.00%	220	8.52%	220	8.52%
	Rand PAUL	0	0.00%	0	0.00%	2,253	87.29%	2,253	87.29%
	Stephen Howard SLAUGHTER	0	0.00%	0	0.00%	108	4.18%	108	4.18%
	Cast Votes:	0	0.00%	0	0.00%	2,581	99.00%	2,581	99.00%
	Over Votes:	0	0.00%	0	0.00%	0	0.00%	0	0.00%
	Under Votes:	0	0.00%	0	0.00%	26	1.00%	26	1.00%
STATE REPRESENTATIVE 58th Representative District, Vote For 1									
	Rob ROTHENBURGER	0	0.00%	0	0.00%	1,694	66.85%	1,694	66.85%
	Kendall Gregory LAW	0	0.00%	0	0.00%	840	33.15%	840	33.15%
	Cast Votes:	0	0.00%	0	0.00%	2,534	97.20%	2,534	97.20%
	Over Votes:	0	0.00%	0	0.00%	0	0.00%	0	0.00%
	Under Votes:	0	0.00%	0	0.00%	73	2.80%	73	2.80%
CITY COUNCIL City of Shelbyville, Vote For 6									
	Brad BROWN	0	0.00%	0	0.00%	330	11.28%	330	11.28%
	Robert J. ANDRIOT	0	0.00%	0	0.00%	437	14.94%	437	14.94% 1
	Frank PAGE	0	0.00%	0	0.00%	416	14.22%	416	14.22% 2
	Jon SWINDLER	0	0.00%	0	0.00%	408	13.95%	408	13.95% 3
	Chris "Spud" SPAULDING	0	0.00%	0	0.00%	360	12.31%	360	12.31%
	Troy ETHINGTON	0	0.00%	0	0.00%	374	12.79%	374	12.79%
	D. Scott HARPER	0	0.00%	0	0.00%	366	12.51%	366	12.51%
	Rocky PINCIOTTI	0	0.00%	0	0.00%	234	8.00%	234	8.00%
	Cast Votes:	0	0.00%	0	0.00%	2,925	70.65%	2,925	70.65%
	Over Votes:	0	0.00%	0	0.00%	0	0.00%	0	0.00%
	Under Votes:	0	0.00%	0	0.00%	1,215	29.35%	1,215	29.35%
PRESIDENT of the UNITED STATES, Vote For 1									
	Martin J. O'MALLEY	0	0.00%	0	0.00%	74	1.61%	74	1.61%
	Bernard "Bernie" SANDERS	0	0.00%	0	0.00%	2,044	44.54%	2,044	44.54%
	Hillary CLINTON	0	0.00%	0	0.00%	2,195	47.83%	2,195	47.83%
	Roque Rocky DE LA FUENTE	0	0.00%	0	0.00%	13	0.28%	13	0.28%
	"UNCOMMITTED"	0	0.00%	0	0.00%	263	5.73%	263	5.73%
	Cast Votes:	0	0.00%	0	0.00%	4,589	99.54%	4,589	99.54%
	Over Votes:	0	0.00%	0	0.00%	0	0.00%	0	0.00%
	Under Votes:	0	0.00%	0	0.00%	21	0.46%	21	0.46%

Precinct Report — Unofficial

PRESIDENTIAL PREFERENCE AND REGULAR PRIMARY — OFFICIAL BALLOT FOR SHELBY COUNTY — May 17, 2016

05/17/2016 07:10 PM

Total Number of Voters : 7,217 of 0 = 0.00%

Precincts Reporting 35 of 35 = 100.00%

Party	Candidate	Absentee		Early		Election		Total	
Precinct AB (Ballots Cast: 184)									
UNITED STATES SENATOR, Vote For 1									
	James R. GOULD	0	0.00%	0	0.00%	7	10.14%	7	10.14%
	Rand PAUL	0	0.00%	0	0.00%	60	86.96%	60	86.96%
	Stephen Howard SLAUGHTER	0	0.00%	0	0.00%	2	2.90%	2	2.90%
	Cast Votes:	0	0.00%	0	0.00%	69	98.57%	69	98.57%
	Over Votes:	0	0.00%	0	0.00%	0	0.00%	0	0.00%
	Under Votes:	0	0.00%	0	0.00%	1	1.43%	1	1.43%
STATE REPRESENTATIVE 58th Representative District, Vote For 1									
	Rob ROTHENBURGER	0	0.00%	0	0.00%	54	77.14%	54	77.14%
	Kendall Gregory LAW	0	0.00%	0	0.00%	16	22.86%	16	22.86%
	Cast Votes:	0	0.00%	0	0.00%	70	100.00%	70	100.00%
	Over Votes:	0	0.00%	0	0.00%	0	0.00%	0	0.00%
	Under Votes:	0	0.00%	0	0.00%	0	0.00%	0	0.00%
CITY COUNCIL City of Shelbyville, Vote For 6									
	Brad BROWN	0	0.00%	0	0.00%	8	11.59%	8	11.59%
	Robert J. ANDRIOT	0	0.00%	0	0.00%	7	10.14%	7	10.14%
	Frank PAGE	0	0.00%	0	0.00%	9	13.04%	9	13.04%
	Jon SWINDLER	0	0.00%	0	0.00%	10	14.49%	10	14.49%
	Chris "Spud" SPAULDING	0	0.00%	0	0.00%	9	13.04%	9	13.04%
	Troy ETHINGTON	0	0.00%	0	0.00%	8	11.59%	8	11.59%
	D. Scott HARPER	0	0.00%	0	0.00%	13	18.84%	13	18.84%
	Rocky PINCIOTTI	0	0.00%	0	0.00%	5	7.25%	5	7.25%
	Cast Votes:	0	0.00%	0	0.00%	69	76.67%	69	76.67%
	Over Votes:	0	0.00%	0	0.00%	0	0.00%	0	0.00%
	Under Votes:	0	0.00%	0	0.00%	21	23.33%	21	23.33%
PRESIDENT of the UNITED STATES, Vote For 1									
	Martin J. O'MALLEY	0	0.00%	0	0.00%	0	0.00%	0	0.00%
	Bernard "Bernie" SANDERS	0	0.00%	0	0.00%	54	47.79%	54	47.79%
	Hillary CLINTON	0	0.00%	0	0.00%	54	47.79%	54	47.79%
	Roque Rocky DE LA FUENTE	0	0.00%	0	0.00%	0	0.00%	0	0.00%
	"UNCOMMITTED"	0	0.00%	0	0.00%	5	4.42%	5	4.42%
	Cast Votes:	0	0.00%	0	0.00%	113	99.12%	113	99.12%
	Over Votes:	0	0.00%	0	0.00%	0	0.00%	0	0.00%
	Under Votes:	0	0.00%	0	0.00%	1	0.88%	1	0.88%

Precinct Report — Unofficial

PRESIDENTIAL PREFERENCE AND REGULAR PRIMARY — OFFICIAL BALLOT FOR SHELBY COUNTY — May 17, 2016

05/17/2016 07:10 PM

Total Number of Voters : 7,217 of 0 = 0.00%

Precincts Reporting 35 of 35 = 100.00%

Party	Candidate	Absentee		Early		Election		Total	
Precinct AB (Ballots Cast: 184)									
UNITED STATES SENATOR, Vote For 1									
	Ron LEACH	0	0.00%	0	0.00%	8	8.00%	8	8.00%
	Tom RECKTENWALD	0	0.00%	0	0.00%	9	9.00%	9	9.00%
	Grant T. SHORT	0	0.00%	0	0.00%	4	4.00%	4	4.00%
	Sellus WILDER	0	0.00%	0	0.00%	26	26.00%	26	26.00%
	Jim GRAY	0	0.00%	0	0.00%	45	45.00%	45	45.00%
	Rory HOULIHAN	0	0.00%	0	0.00%	2	2.00%	2	2.00%
	Jeff KENDER	0	0.00%	0	0.00%	6	6.00%	6	6.00%
	Cast Votes:	0	0.00%	0	0.00%	100	87.72%	100	87.72%
	Over Votes:	0	0.00%	0	0.00%	0	0.00%	0	0.00%
	Under Votes:	0	0.00%	0	0.00%	14	12.28%	14	12.28%

Precinct Report — Unofficial

PRESIDENTIAL PREFERENCE AND REGULAR PRIMARY — OFFICIAL BALLOT FOR SHELBY COUNTY — May 17, 2016

05/17/2016 07:10 PM

Total Number of Voters : 7,217 of 0 = 0.00%

Precincts Reporting 35 of 35 = 100.00%

Party	Candidate	Absentee		Early		Election		Total	
Precinct A101 (Ballots Cast: 199)									
UNITED STATES SENATOR, Vote For 1									
	James R. GOULD	0	0.00%	0	0.00%	6	7.50%	6	7.50%
	Rand PAUL	0	0.00%	0	0.00%	70	87.50%	70	87.50%
	Stephen Howard SLAUGHTER	0	0.00%	0	0.00%	4	5.00%	4	5.00%
	Cast Votes:	0	0.00%	0	0.00%	80	100.00%	80	100.00%
	Over Votes:	0	0.00%	0	0.00%	0	0.00%	0	0.00%
	Under Votes:	0	0.00%	0	0.00%	0	0.00%	0	0.00%
STATE REPRESENTATIVE 58th Representative District, Vote For 1									
	Rob ROTHENBURGER	0	0.00%	0	0.00%	56	71.79%	56	71.79%
	Kendall Gregory LAW	0	0.00%	0	0.00%	22	28.21%	22	28.21%
	Cast Votes:	0	0.00%	0	0.00%	78	97.50%	78	97.50%
	Over Votes:	0	0.00%	0	0.00%	0	0.00%	0	0.00%
	Under Votes:	0	0.00%	0	0.00%	2	2.50%	2	2.50%
PRESIDENT of the UNITED STATES, Vote For 1									
	Martin J. O'MALLEY	0	0.00%	0	0.00%	0	0.00%	0	0.00%
	Bernard "Bernie" SANDERS	0	0.00%	0	0.00%	50	42.37%	50	42.37%
	Hillary CLINTON	0	0.00%	0	0.00%	58	49.15%	58	49.15%
	Roque Rocky DE LA FUENTE	0	0.00%	0	0.00%	0	0.00%	0	0.00%
	"UNCOMMITTED"	0	0.00%	0	0.00%	10	8.47%	10	8.47%
	Cast Votes:	0	0.00%	0	0.00%	118	99.16%	118	99.16%
	Over Votes:	0	0.00%	0	0.00%	0	0.00%	0	0.00%
	Under Votes:	0	0.00%	0	0.00%	1	0.84%	1	0.84%
UNITED STATES SENATOR, Vote For 1									
	Ron LEACH	0	0.00%	0	0.00%	4	3.88%	4	3.88%
	Tom RECKTENWALD	0	0.00%	0	0.00%	15	14.56%	15	14.56%
	Grant T. SHORT	0	0.00%	0	0.00%	3	2.91%	3	2.91%
	Sellus WILDER	0	0.00%	0	0.00%	19	18.45%	19	18.45%
	Jim GRAY	0	0.00%	0	0.00%	58	56.31%	58	56.31%
	Rory HOULIHAN	0	0.00%	0	0.00%	3	2.91%	3	2.91%
	Jeff KENDER	0	0.00%	0	0.00%	1	0.97%	1	0.97%
	Cast Votes:	0	0.00%	0	0.00%	103	86.55%	103	86.55%
	Over Votes:	0	0.00%	0	0.00%	0	0.00%	0	0.00%
	Under Votes:	0	0.00%	0	0.00%	16	13.45%	16	13.45%

Precinct Report — Unofficial

PRESIDENTIAL PREFERENCE AND REGULAR PRIMARY — OFFICIAL BALLOT FOR SHELBY COUNTY — May 17, 2016

05/17/2016 07:10 PM

Total Number of Voters : 7,217 of 0 = 0.00%

Precincts Reporting 35 of 35 = 100.00%

Party	Candidate	Absentee		Early		Election		Total	
Precinct A102 (Ballots Cast: 167)									
UNITED STATES SENATOR, Vote For 1									
	James R. GOULD	0	0.00%	0	0.00%	5	11.36%	5	11.36%
	Rand PAUL	0	0.00%	0	0.00%	36	81.82%	36	81.82%
	Stephen Howard SLAUGHTER	0	0.00%	0	0.00%	3	6.82%	3	6.82%
	Cast Votes:	0	0.00%	0	0.00%	44	100.00%	44	100.00%
	Over Votes:	0	0.00%	0	0.00%	0	0.00%	0	0.00%
	Under Votes:	0	0.00%	0	0.00%	0	0.00%	0	0.00%
STATE REPRESENTATIVE 58th Representative District, Vote For 1									
	Rob ROTHENBURGER	0	0.00%	0	0.00%	27	64.29%	27	64.29%
	Kendall Gregory LAW	0	0.00%	0	0.00%	15	35.71%	15	35.71%
	Cast Votes:	0	0.00%	0	0.00%	42	95.45%	42	95.45%
	Over Votes:	0	0.00%	0	0.00%	0	0.00%	0	0.00%
	Under Votes:	0	0.00%	0	0.00%	2	4.55%	2	4.55%
CITY COUNCIL City of Shelbyville, Vote For 6									
	Brad BROWN	0	0.00%	0	0.00%	17	11.81%	17	11.81%
	Robert J. ANDRIOT	0	0.00%	0	0.00%	22	15.28%	22	15.28%
	Frank PAGE	0	0.00%	0	0.00%	19	13.19%	19	13.19%
	Jon SWINDLER	0	0.00%	0	0.00%	15	10.42%	15	10.42%
	Chris "Spud" SPAULDING	0	0.00%	0	0.00%	19	13.19%	19	13.19%
	Troy ETHINGTON	0	0.00%	0	0.00%	18	12.50%	18	12.50%
	D. Scott HARPER	0	0.00%	0	0.00%	19	13.19%	19	13.19%
	Rocky PINCIOTTI	0	0.00%	0	0.00%	15	10.42%	15	10.42%
	Cast Votes:	0	0.00%	0	0.00%	144	68.57%	144	68.57%
	Over Votes:	0	0.00%	0	0.00%	0	0.00%	0	0.00%
	Under Votes:	0	0.00%	0	0.00%	66	31.43%	66	31.43%
PRESIDENT of the UNITED STATES, Vote For 1									
	Martin J. O'MALLEY	0	0.00%	0	0.00%	0	0.00%	0	0.00%
	Bernard "Bernie" SANDERS	0	0.00%	0	0.00%	47	38.52%	47	38.52%
	Hillary CLINTON	0	0.00%	0	0.00%	68	55.74%	68	55.74%
	Roque Rocky DE LA FUENTE	0	0.00%	0	0.00%	0	0.00%	0	0.00%
	"UNCOMMITTED"	0	0.00%	0	0.00%	7	5.74%	7	5.74%
	Cast Votes:	0	0.00%	0	0.00%	122	99.19%	122	99.19%
	Over Votes:	0	0.00%	0	0.00%	0	0.00%	0	0.00%
	Under Votes:	0	0.00%	0	0.00%	1	0.81%	1	0.81%

Precinct Report — Unofficial

PRESIDENTIAL PREFERENCE AND REGULAR PRIMARY — OFFICIAL BALLOT FOR SHELBY COUNTY — May 17, 2016

05/17/2016 07:10 PM

Total Number of Voters : 7,217 of 0 = 0.00%

Precincts Reporting 35 of 35 = 100.00%

Party	Candidate	Absentee		Early		Election		Total	
Precinct A102 (Ballots Cast: 167)									
UNITED STATES SENATOR, Vote For 1									
	Ron LEACH	0	0.00%	0	0.00%	13	11.93%	13	11.93%
	Tom RECKTENWALD	0	0.00%	0	0.00%	6	5.50%	6	5.50%
	Grant T. SHORT	0	0.00%	0	0.00%	14	12.84%	14	12.84%
	Sellus WILDER	0	0.00%	0	0.00%	15	13.76%	15	13.76%
	Jim GRAY	0	0.00%	0	0.00%	52	47.71%	52	47.71%
	Rory HOULIHAN	0	0.00%	0	0.00%	3	2.75%	3	2.75%
	Jeff KENDER	0	0.00%	0	0.00%	6	5.50%	6	5.50%
	Cast Votes:	0	0.00%	0	0.00%	109	88.62%	109	88.62%
	Over Votes:	0	0.00%	0	0.00%	0	0.00%	0	0.00%
	Under Votes:	0	0.00%	0	0.00%	14	11.38%	14	11.38%

Precinct Report — Unofficial

PRESIDENTIAL PREFERENCE AND REGULAR PRIMARY — OFFICIAL BALLOT FOR SHELBY COUNTY — May 17, 2016

05/17/2016 07:10 PM

Total Number of Voters : 7,217 of 0 = 0.00%

Precincts Reporting 35 of 35 = 100.00%

Party	Candidate	Absentee		Early		Election		Total	
Precinct A103 (Ballots Cast: 172)									
UNITED STATES SENATOR, Vote For 1									
	James R. GOULD	0	0.00%	0	0.00%	9	12.86%	9	12.86%
	Rand PAUL	0	0.00%	0	0.00%	60	85.71%	60	85.71%
	Stephen Howard SLAUGHTER	0	0.00%	0	0.00%	1	1.43%	1	1.43%
	Cast Votes:	0	0.00%	0	0.00%	70	97.22%	70	97.22%
	Over Votes:	0	0.00%	0	0.00%	0	0.00%	0	0.00%
	Under Votes:	0	0.00%	0	0.00%	2	2.78%	2	2.78%
STATE REPRESENTATIVE 58th Representative District, Vote For 1									
	Rob ROTHENBURGER	0	0.00%	0	0.00%	37	56.06%	37	56.06%
	Kendall Gregory LAW	0	0.00%	0	0.00%	29	43.94%	29	43.94%
	Cast Votes:	0	0.00%	0	0.00%	66	91.67%	66	91.67%
	Over Votes:	0	0.00%	0	0.00%	0	0.00%	0	0.00%
	Under Votes:	0	0.00%	0	0.00%	6	8.33%	6	8.33%
CITY COUNCIL City of Shelbyville, Vote For 6									
	Brad BROWN	0	0.00%	0	0.00%	20	10.53%	20	10.53%
	Robert J. ANDRIOT	0	0.00%	0	0.00%	28	14.74%	28	14.74%
	Frank PAGE	0	0.00%	0	0.00%	27	14.21%	27	14.21%
	Jon SWINDLER	0	0.00%	0	0.00%	29	15.26%	29	15.26%
	Chris "Spud" SPAULDING	0	0.00%	0	0.00%	19	10.00%	19	10.00%
	Troy ETHINGTON	0	0.00%	0	0.00%	26	13.68%	26	13.68%
	D. Scott HARPER	0	0.00%	0	0.00%	26	13.68%	26	13.68%
	Rocky PINCIOTTI	0	0.00%	0	0.00%	15	7.89%	15	7.89%
	Cast Votes:	0	0.00%	0	0.00%	190	71.97%	190	71.97%
	Over Votes:	0	0.00%	0	0.00%	0	0.00%	0	0.00%
	Under Votes:	0	0.00%	0	0.00%	74	28.03%	74	28.03%
PRESIDENT of the UNITED STATES, Vote For 1									
	Martin J. O'MALLEY	0	0.00%	0	0.00%	0	0.00%	0	0.00%
	Bernard "Bernie" SANDERS	0	0.00%	0	0.00%	39	39.00%	39	39.00%
	Hillary CLINTON	0	0.00%	0	0.00%	54	54.00%	54	54.00%
	Roque Rocky DE LA FUENTE	0	0.00%	0	0.00%	0	0.00%	0	0.00%
	"UNCOMMITTED"	0	0.00%	0	0.00%	7	7.00%	7	7.00%
	Cast Votes:	0	0.00%	0	0.00%	100	100.00%	100	100.00%
	Over Votes:	0	0.00%	0	0.00%	0	0.00%	0	0.00%
	Under Votes:	0	0.00%	0	0.00%	0	0.00%	0	0.00%

Precinct Report — Unofficial

PRESIDENTIAL PREFERENCE AND REGULAR PRIMARY — OFFICIAL BALLOT FOR SHELBY COUNTY — May 17, 2016

05/17/2016 07:10 PM

Total Number of Voters : 7,217 of 0 = 0.00%

Precincts Reporting 35 of 35 = 100.00%

Party	Candidate	Absentee		Early		Election		Total	
Precinct A103 (Ballots Cast: 172)									
UNITED STATES SENATOR, Vote For 1									
	Ron LEACH	0	0.00%	0	0.00%	7	8.05%	7	8.05%
	Tom RECKTENWALD	0	0.00%	0	0.00%	7	8.05%	7	8.05%
	Grant T. SHORT	0	0.00%	0	0.00%	2	2.30%	2	2.30%
	Sellus WILDER	0	0.00%	0	0.00%	10	11.49%	10	11.49%
	Jim GRAY	0	0.00%	0	0.00%	56	64.37%	56	64.37%
	Rory HOULIHAN	0	0.00%	0	0.00%	1	1.15%	1	1.15%
	Jeff KENDER	0	0.00%	0	0.00%	4	4.60%	4	4.60%
	Cast Votes:	0	0.00%	0	0.00%	87	87.00%	87	87.00%
	Over Votes:	0	0.00%	0	0.00%	0	0.00%	0	0.00%
	Under Votes:	0	0.00%	0	0.00%	13	13.00%	13	13.00%

Total Number of Voters : 7,217 of 0 = 0.00%

Precincts Reporting 35 of 35 = 100.00%

Party	Candidate	Absentee		Early		Election		Total	
Precinct A104 (Ballots Cast: 170)									
UNITED STATES SENATOR, Vote For 1									
	James R. GOULD	0	0.00%	0	0.00%	7	9.59%	7	9.59%
	Rand PAUL	0	0.00%	0	0.00%	62	84.93%	62	84.93%
	Stephen Howard SLAUGHTER	0	0.00%	0	0.00%	4	5.48%	4	5.48%
	Cast Votes:	0	0.00%	0	0.00%	73	98.65%	73	98.65%
	Over Votes:	0	0.00%	0	0.00%	0	0.00%	0	0.00%
	Under Votes:	0	0.00%	0	0.00%	1	1.35%	1	1.35%
STATE REPRESENTATIVE 58th Representative District, Vote For 1									
	Rob ROTHENBURGER	0	0.00%	0	0.00%	45	60.81%	45	60.81%
	Kendall Gregory LAW	0	0.00%	0	0.00%	29	39.19%	29	39.19%
	Cast Votes:	0	0.00%	0	0.00%	74	100.00%	74	100.00%
	Over Votes:	0	0.00%	0	0.00%	0	0.00%	0	0.00%
	Under Votes:	0	0.00%	0	0.00%	0	0.00%	0	0.00%
PRESIDENT of the UNITED STATES, Vote For 1									
	Martin J. O'MALLEY	0	0.00%	0	0.00%	2	2.13%	2	2.13%
	Bernard "Bernie" SANDERS	0	0.00%	0	0.00%	47	50.00%	47	50.00%
	Hillary CLINTON	0	0.00%	0	0.00%	38	40.43%	38	40.43%
	Roque Rocky DE LA FUENTE	0	0.00%	0	0.00%	0	0.00%	0	0.00%
	"UNCOMMITTED"	0	0.00%	0	0.00%	7	7.45%	7	7.45%
	Cast Votes:	0	0.00%	0	0.00%	94	97.92%	94	97.92%
	Over Votes:	0	0.00%	0	0.00%	0	0.00%	0	0.00%
	Under Votes:	0	0.00%	0	0.00%	2	2.08%	2	2.08%
UNITED STATES SENATOR, Vote For 1									
	Ron LEACH	0	0.00%	0	0.00%	6	7.32%	6	7.32%
	Tom RECKTENWALD	0	0.00%	0	0.00%	11	13.41%	11	13.41%
	Grant T. SHORT	0	0.00%	0	0.00%	2	2.44%	2	2.44%
	Sellus WILDER	0	0.00%	0	0.00%	13	15.85%	13	15.85%
	Jim GRAY	0	0.00%	0	0.00%	45	54.88%	45	54.88%
	Rory HOULIHAN	0	0.00%	0	0.00%	1	1.22%	1	1.22%
	Jeff KENDER	0	0.00%	0	0.00%	4	4.88%	4	4.88%
	Cast Votes:	0	0.00%	0	0.00%	82	85.42%	82	85.42%
	Over Votes:	0	0.00%	0	0.00%	0	0.00%	0	0.00%
	Under Votes:	0	0.00%	0	0.00%	14	14.58%	14	14.58%

Precinct Report — Unofficial

PRESIDENTIAL PREFERENCE AND REGULAR PRIMARY — OFFICIAL BALLOT FOR SHELBY COUNTY — May 17, 2016

05/17/2016 07:10 PM

Total Number of Voters : 7,217 of 0 = 0.00%

Precincts Reporting 35 of 35 = 100.00%

Party	Candidate	Absentee		Early		Election		Total	
Precinct A105 (Ballots Cast: 171)									
UNITED STATES SENATOR, Vote For 1									
	James R. GOULD	0	0.00%	0	0.00%	4	6.35%	4	6.35%
	Rand PAUL	0	0.00%	0	0.00%	57	90.48%	57	90.48%
	Stephen Howard SLAUGHTER	0	0.00%	0	0.00%	2	3.17%	2	3.17%
	Cast Votes:	0	0.00%	0	0.00%	63	98.44%	63	98.44%
	Over Votes:	0	0.00%	0	0.00%	0	0.00%	0	0.00%
	Under Votes:	0	0.00%	0	0.00%	1	1.56%	1	1.56%
STATE REPRESENTATIVE 58th Representative District, Vote For 1									
	Rob ROTHENBURGER	0	0.00%	0	0.00%	50	78.13%	50	78.13%
	Kendall Gregory LAW	0	0.00%	0	0.00%	14	21.88%	14	21.88%
	Cast Votes:	0	0.00%	0	0.00%	64	100.00%	64	100.00%
	Over Votes:	0	0.00%	0	0.00%	0	0.00%	0	0.00%
	Under Votes:	0	0.00%	0	0.00%	0	0.00%	0	0.00%
PRESIDENT of the UNITED STATES, Vote For 1									
	Martin J. O'MALLEY	0	0.00%	0	0.00%	5	4.67%	5	4.67%
	Bernard "Bernie" SANDERS	0	0.00%	0	0.00%	37	34.58%	37	34.58%
	Hillary CLINTON	0	0.00%	0	0.00%	64	59.81%	64	59.81%
	Roque Rocky DE LA FUENTE	0	0.00%	0	0.00%	0	0.00%	0	0.00%
	"UNCOMMITTED"	0	0.00%	0	0.00%	1	0.93%	1	0.93%
	Cast Votes:	0	0.00%	0	0.00%	107	100.00%	107	100.00%
	Over Votes:	0	0.00%	0	0.00%	0	0.00%	0	0.00%
	Under Votes:	0	0.00%	0	0.00%	0	0.00%	0	0.00%
UNITED STATES SENATOR, Vote For 1									
	Ron LEACH	0	0.00%	0	0.00%	11	11.00%	11	11.00%
	Tom RECKTENWALD	0	0.00%	0	0.00%	4	4.00%	4	4.00%
	Grant T. SHORT	0	0.00%	0	0.00%	3	3.00%	3	3.00%
	Sellus WILDER	0	0.00%	0	0.00%	11	11.00%	11	11.00%
	Jim GRAY	0	0.00%	0	0.00%	67	67.00%	67	67.00%
	Rory HOULIHAN	0	0.00%	0	0.00%	1	1.00%	1	1.00%
	Jeff KENDER	0	0.00%	0	0.00%	3	3.00%	3	3.00%
	Cast Votes:	0	0.00%	0	0.00%	100	93.46%	100	93.46%
	Over Votes:	0	0.00%	0	0.00%	0	0.00%	0	0.00%
	Under Votes:	0	0.00%	0	0.00%	7	6.54%	7	6.54%

Precinct Report — Unofficial

PRESIDENTIAL PREFERENCE AND REGULAR PRIMARY — OFFICIAL BALLOT FOR SHELBY COUNTY — May 17, 2016

05/17/2016 07:10 PM

Total Number of Voters : 7,217 of 0 = 0.00%

Precincts Reporting 35 of 35 = 100.00%

Party	Candidate	Absentee		Early		Election		Total	
Precinct B101 (Ballots Cast: 248)									
UNITED STATES SENATOR, Vote For 1									
	James R. GOULD	0	0.00%	0	0.00%	7	7.95%	7	7.95%
	Rand PAUL	0	0.00%	0	0.00%	77	87.50%	77	87.50%
	Stephen Howard SLAUGHTER	0	0.00%	0	0.00%	4	4.55%	4	4.55%
	Cast Votes:	0	0.00%	0	0.00%	88	100.00%	88	100.00%
	Over Votes:	0	0.00%	0	0.00%	0	0.00%	0	0.00%
	Under Votes:	0	0.00%	0	0.00%	0	0.00%	0	0.00%
STATE REPRESENTATIVE 58th Representative District, Vote For 1									
	Rob ROTHENBURGER	0	0.00%	0	0.00%	67	78.82%	67	78.82%
	Kendall Gregory LAW	0	0.00%	0	0.00%	18	21.18%	18	21.18%
	Cast Votes:	0	0.00%	0	0.00%	85	96.59%	85	96.59%
	Over Votes:	0	0.00%	0	0.00%	0	0.00%	0	0.00%
	Under Votes:	0	0.00%	0	0.00%	3	3.41%	3	3.41%
PRESIDENT of the UNITED STATES, Vote For 1									
	Martin J. O'MALLEY	0	0.00%	0	0.00%	4	2.50%	4	2.50%
	Bernard "Bernie" SANDERS	0	0.00%	0	0.00%	88	55.00%	88	55.00%
	Hillary CLINTON	0	0.00%	0	0.00%	58	36.25%	58	36.25%
	Roque Rocky DE LA FUENTE	0	0.00%	0	0.00%	2	1.25%	2	1.25%
	"UNCOMMITTED"	0	0.00%	0	0.00%	8	5.00%	8	5.00%
	Cast Votes:	0	0.00%	0	0.00%	160	100.00%	160	100.00%
	Over Votes:	0	0.00%	0	0.00%	0	0.00%	0	0.00%
	Under Votes:	0	0.00%	0	0.00%	0	0.00%	0	0.00%
UNITED STATES SENATOR, Vote For 1									
	Ron LEACH	0	0.00%	0	0.00%	12	8.51%	12	8.51%
	Tom RECKTENWALD	0	0.00%	0	0.00%	13	9.22%	13	9.22%
	Grant T. SHORT	0	0.00%	0	0.00%	6	4.26%	6	4.26%
	Sellus WILDER	0	0.00%	0	0.00%	19	13.48%	19	13.48%
	Jim GRAY	0	0.00%	0	0.00%	81	57.45%	81	57.45%
	Rory HOULIHAN	0	0.00%	0	0.00%	2	1.42%	2	1.42%
	Jeff KENDER	0	0.00%	0	0.00%	8	5.67%	8	5.67%
	Cast Votes:	0	0.00%	0	0.00%	141	88.13%	141	88.13%
	Over Votes:	0	0.00%	0	0.00%	0	0.00%	0	0.00%
	Under Votes:	0	0.00%	0	0.00%	19	11.88%	19	11.88%

Precinct Report — Unofficial

PRESIDENTIAL PREFERENCE AND REGULAR PRIMARY — OFFICIAL BALLOT FOR SHELBY COUNTY — May 17, 2016

05/17/2016 07:10 PM

Total Number of Voters : 7,217 of 0 = 0.00%

Precincts Reporting 35 of 35 = 100.00%

Party	Candidate	Absentee		Early		Election		Total	
Precinct B102 (Ballots Cast: 286)									
UNITED STATES SENATOR, Vote For 1									
	James R. GOULD	0	0.00%	0	0.00%	9	11.39%	9	11.39%
	Rand PAUL	0	0.00%	0	0.00%	67	84.81%	67	84.81%
	Stephen Howard SLAUGHTER	0	0.00%	0	0.00%	3	3.80%	3	3.80%
	Cast Votes:	0	0.00%	0	0.00%	79	98.75%	79	98.75%
	Over Votes:	0	0.00%	0	0.00%	0	0.00%	0	0.00%
	Under Votes:	0	0.00%	0	0.00%	1	1.25%	1	1.25%
STATE REPRESENTATIVE 58th Representative District, Vote For 1									
	Rob ROTHENBURGER	0	0.00%	0	0.00%	52	67.53%	52	67.53%
	Kendall Gregory LAW	0	0.00%	0	0.00%	25	32.47%	25	32.47%
	Cast Votes:	0	0.00%	0	0.00%	77	96.25%	77	96.25%
	Over Votes:	0	0.00%	0	0.00%	0	0.00%	0	0.00%
	Under Votes:	0	0.00%	0	0.00%	3	3.75%	3	3.75%
PRESIDENT of the UNITED STATES, Vote For 1									
	Martin J. O'MALLEY	0	0.00%	0	0.00%	8	3.92%	8	3.92%
	Bernard "Bernie" SANDERS	0	0.00%	0	0.00%	110	53.92%	110	53.92%
	Hillary CLINTON	0	0.00%	0	0.00%	64	31.37%	64	31.37%
	Roque Rocky DE LA FUENTE	0	0.00%	0	0.00%	1	0.49%	1	0.49%
	"UNCOMMITTED"	0	0.00%	0	0.00%	21	10.29%	21	10.29%
	Cast Votes:	0	0.00%	0	0.00%	204	99.03%	204	99.03%
	Over Votes:	0	0.00%	0	0.00%	0	0.00%	0	0.00%
	Under Votes:	0	0.00%	0	0.00%	2	0.97%	2	0.97%
UNITED STATES SENATOR, Vote For 1									
	Ron LEACH	0	0.00%	0	0.00%	17	9.44%	17	9.44%
	Tom RECKTENWALD	0	0.00%	0	0.00%	14	7.78%	14	7.78%
	Grant T. SHORT	0	0.00%	0	0.00%	4	2.22%	4	2.22%
	Sellus WILDER	0	0.00%	0	0.00%	24	13.33%	24	13.33%
	Jim GRAY	0	0.00%	0	0.00%	106	58.89%	106	58.89%
	Rory HOULIHAN	0	0.00%	0	0.00%	9	5.00%	9	5.00%
	Jeff KENDER	0	0.00%	0	0.00%	6	3.33%	6	3.33%
	Cast Votes:	0	0.00%	0	0.00%	180	87.38%	180	87.38%
	Over Votes:	0	0.00%	0	0.00%	0	0.00%	0	0.00%
	Under Votes:	0	0.00%	0	0.00%	26	12.62%	26	12.62%

Precinct Report — Unofficial

PRESIDENTIAL PREFERENCE AND REGULAR PRIMARY — OFFICIAL BALLOT FOR SHELBY COUNTY — May 17, 2016

05/17/2016 07:10 PM

Total Number of Voters : 7,217 of 0 = 0.00%

Precincts Reporting 35 of 35 = 100.00%

Party	Candidate	Absentee		Early		Election		Total	
Precinct B103 (Ballots Cast: 102)									
UNITED STATES SENATOR, Vote For 1									
	James R. GOULD	0	0.00%	0	0.00%	3	10.71%	3	10.71%
	Rand PAUL	0	0.00%	0	0.00%	24	85.71%	24	85.71%
	Stephen Howard SLAUGHTER	0	0.00%	0	0.00%	1	3.57%	1	3.57%
	Cast Votes:	0	0.00%	0	0.00%	28	100.00%	28	100.00%
	Over Votes:	0	0.00%	0	0.00%	0	0.00%	0	0.00%
	Under Votes:	0	0.00%	0	0.00%	0	0.00%	0	0.00%
STATE REPRESENTATIVE 58th Representative District, Vote For 1									
	Rob ROTHENBURGER	0	0.00%	0	0.00%	22	78.57%	22	78.57%
	Kendall Gregory LAW	0	0.00%	0	0.00%	6	21.43%	6	21.43%
	Cast Votes:	0	0.00%	0	0.00%	28	100.00%	28	100.00%
	Over Votes:	0	0.00%	0	0.00%	0	0.00%	0	0.00%
	Under Votes:	0	0.00%	0	0.00%	0	0.00%	0	0.00%
PRESIDENT of the UNITED STATES, Vote For 1									
	Martin J. O'MALLEY	0	0.00%	0	0.00%	2	2.70%	2	2.70%
	Bernard "Bernie" SANDERS	0	0.00%	0	0.00%	40	54.05%	40	54.05%
	Hillary CLINTON	0	0.00%	0	0.00%	30	40.54%	30	40.54%
	Roque Rocky DE LA FUENTE	0	0.00%	0	0.00%	0	0.00%	0	0.00%
	"UNCOMMITTED"	0	0.00%	0	0.00%	2	2.70%	2	2.70%
	Cast Votes:	0	0.00%	0	0.00%	74	100.00%	74	100.00%
	Over Votes:	0	0.00%	0	0.00%	0	0.00%	0	0.00%
	Under Votes:	0	0.00%	0	0.00%	0	0.00%	0	0.00%
UNITED STATES SENATOR, Vote For 1									
	Ron LEACH	0	0.00%	0	0.00%	5	7.81%	5	7.81%
	Tom RECKTENWALD	0	0.00%	0	0.00%	1	1.56%	1	1.56%
	Grant T. SHORT	0	0.00%	0	0.00%	2	3.13%	2	3.13%
	Sellus WILDER	0	0.00%	0	0.00%	12	18.75%	12	18.75%
	Jim GRAY	0	0.00%	0	0.00%	35	54.69%	35	54.69%
	Rory HOULIHAN	0	0.00%	0	0.00%	4	6.25%	4	6.25%
	Jeff KENDER	0	0.00%	0	0.00%	5	7.81%	5	7.81%
	Cast Votes:	0	0.00%	0	0.00%	64	86.49%	64	86.49%
	Over Votes:	0	0.00%	0	0.00%	0	0.00%	0	0.00%
	Under Votes:	0	0.00%	0	0.00%	10	13.51%	10	13.51%

Party	Candidate	Absentee		Early		Election		Total	
Precinct B104 (Ballots Cast: 368)									
UNITED STATES SENATOR, Vote For 1									
	James R. GOULD	0	0.00%	0	0.00%	8	6.06%	8	6.06%
	Rand PAUL	0	0.00%	0	0.00%	116	87.88%	116	87.88%
	Stephen Howard SLAUGHTER	0	0.00%	0	0.00%	8	6.06%	8	6.06%
	Cast Votes:	0	0.00%	0	0.00%	132	99.25%	132	99.25%
	Over Votes:	0	0.00%	0	0.00%	0	0.00%	0	0.00%
	Under Votes:	0	0.00%	0	0.00%	1	0.75%	1	0.75%
STATE REPRESENTATIVE 58th Representative District, Vote For 1									
	Rob ROTHENBURGER	0	0.00%	0	0.00%	87	67.97%	87	67.97%
	Kendall Gregory LAW	0	0.00%	0	0.00%	41	32.03%	41	32.03%
	Cast Votes:	0	0.00%	0	0.00%	128	96.24%	128	96.24%
	Over Votes:	0	0.00%	0	0.00%	0	0.00%	0	0.00%
	Under Votes:	0	0.00%	0	0.00%	5	3.76%	5	3.76%
CITY COUNCIL City of Shelbyville, Vote For 6									
	Brad BROWN	0	0.00%	0	0.00%	44	10.21%	44	10.21%
	Robert J. ANDRIOT	0	0.00%	0	0.00%	65	15.08%	65	15.08%
	Frank PAGE	0	0.00%	0	0.00%	56	12.99%	56	12.99%
	Jon SWINDLER	0	0.00%	0	0.00%	61	14.15%	61	14.15%
	Chris "Spud" SPAULDING	0	0.00%	0	0.00%	54	12.53%	54	12.53%
	Troy ETHINGTON	0	0.00%	0	0.00%	60	13.92%	60	13.92%
	D. Scott HARPER	0	0.00%	0	0.00%	53	12.30%	53	12.30%
	Rocky PINCIOTTI	0	0.00%	0	0.00%	38	8.82%	38	8.82%
	Cast Votes:	0	0.00%	0	0.00%	431	71.83%	431	71.83%
	Over Votes:	0	0.00%	0	0.00%	0	0.00%	0	0.00%
	Under Votes:	0	0.00%	0	0.00%	169	28.17%	169	28.17%
PRESIDENT of the UNITED STATES, Vote For 1									
	Martin J. O'MALLEY	0	0.00%	0	0.00%	4	1.72%	4	1.72%
	Bernard "Bernie" SANDERS	0	0.00%	0	0.00%	96	41.20%	96	41.20%
	Hillary CLINTON	0	0.00%	0	0.00%	124	53.22%	124	53.22%
	Roque Rocky DE LA FUENTE	0	0.00%	0	0.00%	0	0.00%	0	0.00%
	"UNCOMMITTED"	0	0.00%	0	0.00%	9	3.86%	9	3.86%
	Cast Votes:	0	0.00%	0	0.00%	233	99.15%	233	99.15%
	Over Votes:	0	0.00%	0	0.00%	0	0.00%	0	0.00%
	Under Votes:	0	0.00%	0	0.00%	2	0.85%	2	0.85%

Precinct Report — Unofficial

PRESIDENTIAL PREFERENCE AND REGULAR PRIMARY — OFFICIAL BALLOT FOR SHELBY COUNTY — May 17, 2016

05/17/2016 07:10 PM

Total Number of Voters : 7,217 of 0 = 0.00%

Precincts Reporting 35 of 35 = 100.00%

Party	Candidate	Absentee		Early		Election		Total	
Precinct B104 (Ballots Cast: 368)									
UNITED STATES SENATOR, Vote For 1									
	Ron LEACH	0	0.00%	0	0.00%	14	6.51%	14	6.51%
	Tom RECKTENWALD	0	0.00%	0	0.00%	14	6.51%	14	6.51%
	Grant T. SHORT	0	0.00%	0	0.00%	8	3.72%	8	3.72%
	Sellus WILDER	0	0.00%	0	0.00%	33	15.35%	33	15.35%
	Jim GRAY	0	0.00%	0	0.00%	133	61.86%	133	61.86%
	Rory HOULIHAN	0	0.00%	0	0.00%	4	1.86%	4	1.86%
	Jeff KENDER	0	0.00%	0	0.00%	9	4.19%	9	4.19%
	Cast Votes:	0	0.00%	0	0.00%	215	91.49%	215	91.49%
	Over Votes:	0	0.00%	0	0.00%	0	0.00%	0	0.00%
	Under Votes:	0	0.00%	0	0.00%	20	8.51%	20	8.51%

Precinct Report — Unofficial

PRESIDENTIAL PREFERENCE AND REGULAR PRIMARY — OFFICIAL BALLOT FOR SHELBY COUNTY — May 17, 2016

05/17/2016 07:10 PM

Total Number of Voters : 7,217 of 0 = 0.00%

Precincts Reporting 35 of 35 = 100.00%

Party	Candidate	Absentee		Early		Election		Total	
Precinct B105 (Ballots Cast: 203)									
UNITED STATES SENATOR, Vote For 1									
	James R. GOULD	0	0.00%	0	0.00%	10	11.90%	10	11.90%
	Rand PAUL	0	0.00%	0	0.00%	73	86.90%	73	86.90%
	Stephen Howard SLAUGHTER	0	0.00%	0	0.00%	1	1.19%	1	1.19%
	Cast Votes:	0	0.00%	0	0.00%	84	100.00%	84	100.00%
	Over Votes:	0	0.00%	0	0.00%	0	0.00%	0	0.00%
	Under Votes:	0	0.00%	0	0.00%	0	0.00%	0	0.00%
STATE REPRESENTATIVE 58th Representative District, Vote For 1									
	Rob ROTHENBURGER	0	0.00%	0	0.00%	58	72.50%	58	72.50%
	Kendall Gregory LAW	0	0.00%	0	0.00%	22	27.50%	22	27.50%
	Cast Votes:	0	0.00%	0	0.00%	80	95.24%	80	95.24%
	Over Votes:	0	0.00%	0	0.00%	0	0.00%	0	0.00%
	Under Votes:	0	0.00%	0	0.00%	4	4.76%	4	4.76%
PRESIDENT of the UNITED STATES, Vote For 1									
	Martin J. O'MALLEY	0	0.00%	0	0.00%	0	0.00%	0	0.00%
	Bernard "Bernie" SANDERS	0	0.00%	0	0.00%	51	42.86%	51	42.86%
	Hillary CLINTON	0	0.00%	0	0.00%	61	51.26%	61	51.26%
	Roque Rocky DE LA FUENTE	0	0.00%	0	0.00%	2	1.68%	2	1.68%
	"UNCOMMITTED"	0	0.00%	0	0.00%	5	4.20%	5	4.20%
	Cast Votes:	0	0.00%	0	0.00%	119	100.00%	119	100.00%
	Over Votes:	0	0.00%	0	0.00%	0	0.00%	0	0.00%
	Under Votes:	0	0.00%	0	0.00%	0	0.00%	0	0.00%
UNITED STATES SENATOR, Vote For 1									
	Ron LEACH	0	0.00%	0	0.00%	11	10.68%	11	10.68%
	Tom RECKTENWALD	0	0.00%	0	0.00%	7	6.80%	7	6.80%
	Grant T. SHORT	0	0.00%	0	0.00%	8	7.77%	8	7.77%
	Sellus WILDER	0	0.00%	0	0.00%	17	16.50%	17	16.50%
	Jim GRAY	0	0.00%	0	0.00%	56	54.37%	56	54.37%
	Rory HOULIHAN	0	0.00%	0	0.00%	2	1.94%	2	1.94%
	Jeff KENDER	0	0.00%	0	0.00%	2	1.94%	2	1.94%
	Cast Votes:	0	0.00%	0	0.00%	103	86.55%	103	86.55%
	Over Votes:	0	0.00%	0	0.00%	0	0.00%	0	0.00%
	Under Votes:	0	0.00%	0	0.00%	16	13.45%	16	13.45%

Precinct Report — Unofficial

PRESIDENTIAL PREFERENCE AND REGULAR PRIMARY — OFFICIAL BALLOT FOR SHELBY COUNTY — May 17, 2016

05/17/2016 07:10 PM

Total Number of Voters : 7,217 of 0 = 0.00%

Precincts Reporting 35 of 35 = 100.00%

Party	Candidate	Absentee		Early		Election		Total	
Precinct C101 (Ballots Cast: 346)									
UNITED STATES SENATOR, Vote For 1									
	James R. GOULD	0	0.00%	0	0.00%	17	11.97%	17	11.97%
	Rand PAUL	0	0.00%	0	0.00%	116	81.69%	116	81.69%
	Stephen Howard SLAUGHTER	0	0.00%	0	0.00%	9	6.34%	9	6.34%
	Cast Votes:	0	0.00%	0	0.00%	142	100.00%	142	100.00%
	Over Votes:	0	0.00%	0	0.00%	0	0.00%	0	0.00%
	Under Votes:	0	0.00%	0	0.00%	0	0.00%	0	0.00%
STATE REPRESENTATIVE 58th Representative District, Vote For 1									
	Rob ROTHENBURGER	0	0.00%	0	0.00%	84	60.00%	84	60.00%
	Kendall Gregory LAW	0	0.00%	0	0.00%	56	40.00%	56	40.00%
	Cast Votes:	0	0.00%	0	0.00%	140	98.59%	140	98.59%
	Over Votes:	0	0.00%	0	0.00%	0	0.00%	0	0.00%
	Under Votes:	0	0.00%	0	0.00%	2	1.41%	2	1.41%
PRESIDENT of the UNITED STATES, Vote For 1									
	Martin J. O'MALLEY	0	0.00%	0	0.00%	5	2.45%	5	2.45%
	Bernard "Bernie" SANDERS	0	0.00%	0	0.00%	85	41.67%	85	41.67%
	Hillary CLINTON	0	0.00%	0	0.00%	98	48.04%	98	48.04%
	Roque Rocky DE LA FUENTE	0	0.00%	0	0.00%	1	0.49%	1	0.49%
	"UNCOMMITTED"	0	0.00%	0	0.00%	15	7.35%	15	7.35%
	Cast Votes:	0	0.00%	0	0.00%	204	100.00%	204	100.00%
	Over Votes:	0	0.00%	0	0.00%	0	0.00%	0	0.00%
	Under Votes:	0	0.00%	0	0.00%	0	0.00%	0	0.00%
UNITED STATES SENATOR, Vote For 1									
	Ron LEACH	0	0.00%	0	0.00%	17	9.29%	17	9.29%
	Tom RECKTENWALD	0	0.00%	0	0.00%	4	2.19%	4	2.19%
	Grant T. SHORT	0	0.00%	0	0.00%	8	4.37%	8	4.37%
	Sellus WILDER	0	0.00%	0	0.00%	23	12.57%	23	12.57%
	Jim GRAY	0	0.00%	0	0.00%	122	66.67%	122	66.67%
	Rory HOULIHAN	0	0.00%	0	0.00%	4	2.19%	4	2.19%
	Jeff KENDER	0	0.00%	0	0.00%	5	2.73%	5	2.73%
	Cast Votes:	0	0.00%	0	0.00%	183	89.71%	183	89.71%
	Over Votes:	0	0.00%	0	0.00%	0	0.00%	0	0.00%
	Under Votes:	0	0.00%	0	0.00%	21	10.29%	21	10.29%

Precinct Report — Unofficial

PRESIDENTIAL PREFERENCE AND REGULAR PRIMARY — OFFICIAL BALLOT FOR SHELBY COUNTY — May 17, 2016

05/17/2016 07:10 PM

Total Number of Voters : 7,217 of 0 = 0.00%

Precincts Reporting 35 of 35 = 100.00%

Party	Candidate	Absentee		Early		Election		Total	
Precinct C102 (Ballots Cast: 282)									
UNITED STATES SENATOR, Vote For 1									
	James R. GOULD	0	0.00%	0	0.00%	7	9.33%	7	9.33%
	Rand PAUL	0	0.00%	0	0.00%	65	86.67%	65	86.67%
	Stephen Howard SLAUGHTER	0	0.00%	0	0.00%	3	4.00%	3	4.00%
	Cast Votes:	0	0.00%	0	0.00%	75	97.40%	75	97.40%
	Over Votes:	0	0.00%	0	0.00%	0	0.00%	0	0.00%
	Under Votes:	0	0.00%	0	0.00%	2	2.60%	2	2.60%
STATE REPRESENTATIVE 58th Representative District, Vote For 1									
	Rob ROTHENBURGER	0	0.00%	0	0.00%	58	78.38%	58	78.38%
	Kendall Gregory LAW	0	0.00%	0	0.00%	16	21.62%	16	21.62%
	Cast Votes:	0	0.00%	0	0.00%	74	96.10%	74	96.10%
	Over Votes:	0	0.00%	0	0.00%	0	0.00%	0	0.00%
	Under Votes:	0	0.00%	0	0.00%	3	3.90%	3	3.90%
PRESIDENT of the UNITED STATES, Vote For 1									
	Martin J. O'MALLEY	0	0.00%	0	0.00%	3	1.49%	3	1.49%
	Bernard "Bernie" SANDERS	0	0.00%	0	0.00%	119	58.91%	119	58.91%
	Hillary CLINTON	0	0.00%	0	0.00%	63	31.19%	63	31.19%
	Roque Rocky DE LA FUENTE	0	0.00%	0	0.00%	2	0.99%	2	0.99%
	"UNCOMMITTED"	0	0.00%	0	0.00%	15	7.43%	15	7.43%
	Cast Votes:	0	0.00%	0	0.00%	202	98.54%	202	98.54%
	Over Votes:	0	0.00%	0	0.00%	0	0.00%	0	0.00%
	Under Votes:	0	0.00%	0	0.00%	3	1.46%	3	1.46%
UNITED STATES SENATOR, Vote For 1									
	Ron LEACH	0	0.00%	0	0.00%	15	8.02%	15	8.02%
	Tom RECKTENWALD	0	0.00%	0	0.00%	5	2.67%	5	2.67%
	Grant T. SHORT	0	0.00%	0	0.00%	2	1.07%	2	1.07%
	Sellus WILDER	0	0.00%	0	0.00%	28	14.97%	28	14.97%
	Jim GRAY	0	0.00%	0	0.00%	126	67.38%	126	67.38%
	Rory HOULIHAN	0	0.00%	0	0.00%	5	2.67%	5	2.67%
	Jeff KENDER	0	0.00%	0	0.00%	6	3.21%	6	3.21%
	Cast Votes:	0	0.00%	0	0.00%	187	91.22%	187	91.22%
	Over Votes:	0	0.00%	0	0.00%	0	0.00%	0	0.00%
	Under Votes:	0	0.00%	0	0.00%	18	8.78%	18	8.78%

Precinct Report — Unofficial

PRESIDENTIAL PREFERENCE AND REGULAR PRIMARY — OFFICIAL BALLOT FOR SHELBY COUNTY — May 17, 2016

05/17/2016 07:10 PM

Total Number of Voters : 7,217 of 0 = 0.00%

Precincts Reporting 35 of 35 = 100.00%

Party	Candidate	Absentee		Early		Election		Total	
Precinct C103 (Ballots Cast: 212)									
UNITED STATES SENATOR, Vote For 1									
	James R. GOULD	0	0.00%	0	0.00%	9	15.25%	9	15.25%
	Rand PAUL	0	0.00%	0	0.00%	48	81.36%	48	81.36%
	Stephen Howard SLAUGHTER	0	0.00%	0	0.00%	2	3.39%	2	3.39%
	Cast Votes:	0	0.00%	0	0.00%	59	98.33%	59	98.33%
	Over Votes:	0	0.00%	0	0.00%	0	0.00%	0	0.00%
	Under Votes:	0	0.00%	0	0.00%	1	1.67%	1	1.67%
STATE REPRESENTATIVE 58th Representative District, Vote For 1									
	Rob ROTHENBURGER	0	0.00%	0	0.00%	42	71.19%	42	71.19%
	Kendall Gregory LAW	0	0.00%	0	0.00%	17	28.81%	17	28.81%
	Cast Votes:	0	0.00%	0	0.00%	59	98.33%	59	98.33%
	Over Votes:	0	0.00%	0	0.00%	0	0.00%	0	0.00%
	Under Votes:	0	0.00%	0	0.00%	1	1.67%	1	1.67%
PRESIDENT of the UNITED STATES, Vote For 1									
	Martin J. O'MALLEY	0	0.00%	0	0.00%	2	1.32%	2	1.32%
	Bernard "Bernie" SANDERS	0	0.00%	0	0.00%	66	43.42%	66	43.42%
	Hillary CLINTON	0	0.00%	0	0.00%	71	46.71%	71	46.71%
	Roque Rocky DE LA FUENTE	0	0.00%	0	0.00%	1	0.66%	1	0.66%
	"UNCOMMITTED"	0	0.00%	0	0.00%	12	7.89%	12	7.89%
	Cast Votes:	0	0.00%	0	0.00%	152	100.00%	152	100.00%
	Over Votes:	0	0.00%	0	0.00%	0	0.00%	0	0.00%
	Under Votes:	0	0.00%	0	0.00%	0	0.00%	0	0.00%
UNITED STATES SENATOR, Vote For 1									
	Ron LEACH	0	0.00%	0	0.00%	20	14.29%	20	14.29%
	Tom RECKTENWALD	0	0.00%	0	0.00%	8	5.71%	8	5.71%
	Grant T. SHORT	0	0.00%	0	0.00%	6	4.29%	6	4.29%
	Sellus WILDER	0	0.00%	0	0.00%	19	13.57%	19	13.57%
	Jim GRAY	0	0.00%	0	0.00%	77	55.00%	77	55.00%
	Rory HOULIHAN	0	0.00%	0	0.00%	4	2.86%	4	2.86%
	Jeff KENDER	0	0.00%	0	0.00%	6	4.29%	6	4.29%
	Cast Votes:	0	0.00%	0	0.00%	140	92.11%	140	92.11%
	Over Votes:	0	0.00%	0	0.00%	0	0.00%	0	0.00%
	Under Votes:	0	0.00%	0	0.00%	12	7.89%	12	7.89%

Party	Candidate	Absentee		Early		Election		Total	
Precinct C104 (Ballots Cast: 267)									
UNITED STATES SENATOR, Vote For 1									
	James R. GOULD	0	0.00%	0	0.00%	5	5.68%	5	5.68%
	Rand PAUL	0	0.00%	0	0.00%	76	86.36%	76	86.36%
	Stephen Howard SLAUGHTER	0	0.00%	0	0.00%	7	7.95%	7	7.95%
	Cast Votes:	0	0.00%	0	0.00%	88	100.00%	88	100.00%
	Over Votes:	0	0.00%	0	0.00%	0	0.00%	0	0.00%
	Under Votes:	0	0.00%	0	0.00%	0	0.00%	0	0.00%
STATE REPRESENTATIVE 58th Representative District, Vote For 1									
	Rob ROTHENBURGER	0	0.00%	0	0.00%	65	74.71%	65	74.71%
	Kendall Gregory LAW	0	0.00%	0	0.00%	22	25.29%	22	25.29%
	Cast Votes:	0	0.00%	0	0.00%	87	98.86%	87	98.86%
	Over Votes:	0	0.00%	0	0.00%	0	0.00%	0	0.00%
	Under Votes:	0	0.00%	0	0.00%	1	1.14%	1	1.14%
PRESIDENT of the UNITED STATES, Vote For 1									
	Martin J. O'MALLEY	0	0.00%	0	0.00%	8	4.47%	8	4.47%
	Bernard "Bernie" SANDERS	0	0.00%	0	0.00%	90	50.28%	90	50.28%
	Hillary CLINTON	0	0.00%	0	0.00%	74	41.34%	74	41.34%
	Roque Rocky DE LA FUENTE	0	0.00%	0	0.00%	0	0.00%	0	0.00%
	"UNCOMMITTED"	0	0.00%	0	0.00%	7	3.91%	7	3.91%
	Cast Votes:	0	0.00%	0	0.00%	179	100.00%	179	100.00%
	Over Votes:	0	0.00%	0	0.00%	0	0.00%	0	0.00%
	Under Votes:	0	0.00%	0	0.00%	0	0.00%	0	0.00%
UNITED STATES SENATOR, Vote For 1									
	Ron LEACH	0	0.00%	0	0.00%	19	11.95%	19	11.95%
	Tom RECKTENWALD	0	0.00%	0	0.00%	10	6.29%	10	6.29%
	Grant T. SHORT	0	0.00%	0	0.00%	6	3.77%	6	3.77%
	Sellus WILDER	0	0.00%	0	0.00%	20	12.58%	20	12.58%
	Jim GRAY	0	0.00%	0	0.00%	99	62.26%	99	62.26%
	Rory HOULIHAN	0	0.00%	0	0.00%	3	1.89%	3	1.89%
	Jeff KENDER	0	0.00%	0	0.00%	2	1.26%	2	1.26%
	Cast Votes:	0	0.00%	0	0.00%	159	88.83%	159	88.83%
	Over Votes:	0	0.00%	0	0.00%	0	0.00%	0	0.00%
	Under Votes:	0	0.00%	0	0.00%	20	11.17%	20	11.17%

Precinct Report — Unofficial

PRESIDENTIAL PREFERENCE AND REGULAR PRIMARY — OFFICIAL BALLOT FOR SHELBY COUNTY — May 17, 2016

05/17/2016 07:10 PM

Total Number of Voters : 7,217 of 0 = 0.00%

Precincts Reporting 35 of 35 = 100.00%

Party	Candidate	Absentee		Early		Election		Total	
Precinct C105 (Ballots Cast: 143)									
UNITED STATES SENATOR, Vote For 1									
	James R. GOULD	0	0.00%	0	0.00%	5	10.20%	5	10.20%
	Rand PAUL	0	0.00%	0	0.00%	43	87.76%	43	87.76%
	Stephen Howard SLAUGHTER	0	0.00%	0	0.00%	1	2.04%	1	2.04%
	Cast Votes:	0	0.00%	0	0.00%	49	100.00%	49	100.00%
	Over Votes:	0	0.00%	0	0.00%	0	0.00%	0	0.00%
	Under Votes:	0	0.00%	0	0.00%	0	0.00%	0	0.00%
STATE REPRESENTATIVE 58th Representative District, Vote For 1									
	Rob ROTHENBURGER	0	0.00%	0	0.00%	21	43.75%	21	43.75%
	Kendall Gregory LAW	0	0.00%	0	0.00%	27	56.25%	27	56.25%
	Cast Votes:	0	0.00%	0	0.00%	48	97.96%	48	97.96%
	Over Votes:	0	0.00%	0	0.00%	0	0.00%	0	0.00%
	Under Votes:	0	0.00%	0	0.00%	1	2.04%	1	2.04%
CITY COUNCIL City of Shelbyville, Vote For 6									
	Brad BROWN	0	0.00%	0	0.00%	18	10.29%	18	10.29%
	Robert J. ANDRIOT	0	0.00%	0	0.00%	17	9.71%	17	9.71%
	Frank PAGE	0	0.00%	0	0.00%	23	13.14%	23	13.14%
	Jon SWINDLER	0	0.00%	0	0.00%	24	13.71%	24	13.71%
	Chris "Spud" SPAULDING	0	0.00%	0	0.00%	26	14.86%	26	14.86%
	Troy ETHINGTON	0	0.00%	0	0.00%	28	16.00%	28	16.00%
	D. Scott HARPER	0	0.00%	0	0.00%	26	14.86%	26	14.86%
	Rocky PINCIOTTI	0	0.00%	0	0.00%	13	7.43%	13	7.43%
	Cast Votes:	0	0.00%	0	0.00%	175	71.14%	175	71.14%
	Over Votes:	0	0.00%	0	0.00%	0	0.00%	0	0.00%
	Under Votes:	0	0.00%	0	0.00%	71	28.86%	71	28.86%
PRESIDENT of the UNITED STATES, Vote For 1									
	Martin J. O'MALLEY	0	0.00%	0	0.00%	0	0.00%	0	0.00%
	Bernard "Bernie" SANDERS	0	0.00%	0	0.00%	49	52.13%	49	52.13%
	Hillary CLINTON	0	0.00%	0	0.00%	40	42.55%	40	42.55%
	Roque Rocky DE LA FUENTE	0	0.00%	0	0.00%	0	0.00%	0	0.00%
	"UNCOMMITTED"	0	0.00%	0	0.00%	5	5.32%	5	5.32%
	Cast Votes:	0	0.00%	0	0.00%	94	100.00%	94	100.00%
	Over Votes:	0	0.00%	0	0.00%	0	0.00%	0	0.00%
	Under Votes:	0	0.00%	0	0.00%	0	0.00%	0	0.00%

Precinct Report — Unofficial

PRESIDENTIAL PREFERENCE AND REGULAR PRIMARY — OFFICIAL BALLOT FOR SHELBY COUNTY — May 17, 2016

05/17/2016 07:10 PM

Total Number of Voters : 7,217 of 0 = 0.00%

Precincts Reporting 35 of 35 = 100.00%

Party	Candidate	Absentee		Early		Election		Total	
Precinct C105 (Ballots Cast: 143)									
UNITED STATES SENATOR, Vote For 1									
	Ron LEACH	0	0.00%	0	0.00%	9	10.47%	9	10.47%
	Tom RECKTENWALD	0	0.00%	0	0.00%	4	4.65%	4	4.65%
	Grant T. SHORT	0	0.00%	0	0.00%	5	5.81%	5	5.81%
	Sellus WILDER	0	0.00%	0	0.00%	21	24.42%	21	24.42%
	Jim GRAY	0	0.00%	0	0.00%	43	50.00%	43	50.00%
	Rory HOULIHAN	0	0.00%	0	0.00%	1	1.16%	1	1.16%
	Jeff KENDER	0	0.00%	0	0.00%	3	3.49%	3	3.49%
	Cast Votes:	0	0.00%	0	0.00%	86	91.49%	86	91.49%
	Over Votes:	0	0.00%	0	0.00%	0	0.00%	0	0.00%
	Under Votes:	0	0.00%	0	0.00%	8	8.51%	8	8.51%

Party	Candidate	Absentee		Early		Election		Total	
Precinct D101 (Ballots Cast: 179)									
UNITED STATES SENATOR, Vote For 1									
	James R. GOULD	0	0.00%	0	0.00%	7	15.91%	7	15.91%
	Rand PAUL	0	0.00%	0	0.00%	33	75.00%	33	75.00%
	Stephen Howard SLAUGHTER	0	0.00%	0	0.00%	4	9.09%	4	9.09%
	Cast Votes:	0	0.00%	0	0.00%	44	100.00%	44	100.00%
	Over Votes:	0	0.00%	0	0.00%	0	0.00%	0	0.00%
	Under Votes:	0	0.00%	0	0.00%	0	0.00%	0	0.00%
STATE REPRESENTATIVE 58th Representative District, Vote For 1									
	Rob ROTHENBURGER	0	0.00%	0	0.00%	32	76.19%	32	76.19%
	Kendall Gregory LAW	0	0.00%	0	0.00%	10	23.81%	10	23.81%
	Cast Votes:	0	0.00%	0	0.00%	42	95.45%	42	95.45%
	Over Votes:	0	0.00%	0	0.00%	0	0.00%	0	0.00%
	Under Votes:	0	0.00%	0	0.00%	2	4.55%	2	4.55%
PRESIDENT of the UNITED STATES, Vote For 1									
	Martin J. O'MALLEY	0	0.00%	0	0.00%	5	3.70%	5	3.70%
	Bernard "Bernie" SANDERS	0	0.00%	0	0.00%	66	48.89%	66	48.89%
	Hillary CLINTON	0	0.00%	0	0.00%	46	34.07%	46	34.07%
	Roque Rocky DE LA FUENTE	0	0.00%	0	0.00%	0	0.00%	0	0.00%
	"UNCOMMITTED"	0	0.00%	0	0.00%	18	13.33%	18	13.33%
	Cast Votes:	0	0.00%	0	0.00%	135	100.00%	135	100.00%
	Over Votes:	0	0.00%	0	0.00%	0	0.00%	0	0.00%
	Under Votes:	0	0.00%	0	0.00%	0	0.00%	0	0.00%
UNITED STATES SENATOR, Vote For 1									
	Ron LEACH	0	0.00%	0	0.00%	11	8.53%	11	8.53%
	Tom RECKTENWALD	0	0.00%	0	0.00%	12	9.30%	12	9.30%
	Grant T. SHORT	0	0.00%	0	0.00%	6	4.65%	6	4.65%
	Sellus WILDER	0	0.00%	0	0.00%	20	15.50%	20	15.50%
	Jim GRAY	0	0.00%	0	0.00%	76	58.91%	76	58.91%
	Rory HOULIHAN	0	0.00%	0	0.00%	0	0.00%	0	0.00%
	Jeff KENDER	0	0.00%	0	0.00%	4	3.10%	4	3.10%
	Cast Votes:	0	0.00%	0	0.00%	129	95.56%	129	95.56%
	Over Votes:	0	0.00%	0	0.00%	0	0.00%	0	0.00%
	Under Votes:	0	0.00%	0	0.00%	6	4.44%	6	4.44%

Precinct Report — Unofficial

PRESIDENTIAL PREFERENCE AND REGULAR PRIMARY — OFFICIAL BALLOT FOR SHELBY COUNTY — May 17, 2016

05/17/2016 07:10 PM

Total Number of Voters : 7,217 of 0 = 0.00%

Precincts Reporting 35 of 35 = 100.00%

Party	Candidate	Absentee		Early		Election		Total	
Precinct D102 (Ballots Cast: 253)									
UNITED STATES SENATOR, Vote For 1									
	James R. GOULD	0	0.00%	0	0.00%	6	6.82%	6	6.82%
	Rand PAUL	0	0.00%	0	0.00%	80	90.91%	80	90.91%
	Stephen Howard SLAUGHTER	0	0.00%	0	0.00%	2	2.27%	2	2.27%
	Cast Votes:	0	0.00%	0	0.00%	88	98.88%	88	98.88%
	Over Votes:	0	0.00%	0	0.00%	0	0.00%	0	0.00%
	Under Votes:	0	0.00%	0	0.00%	1	1.12%	1	1.12%
STATE REPRESENTATIVE 58th Representative District, Vote For 1									
	Rob ROTHENBURGER	0	0.00%	0	0.00%	58	68.24%	58	68.24%
	Kendall Gregory LAW	0	0.00%	0	0.00%	27	31.76%	27	31.76%
	Cast Votes:	0	0.00%	0	0.00%	85	95.51%	85	95.51%
	Over Votes:	0	0.00%	0	0.00%	0	0.00%	0	0.00%
	Under Votes:	0	0.00%	0	0.00%	4	4.49%	4	4.49%
PRESIDENT of the UNITED STATES, Vote For 1									
	Martin J. O'MALLEY	0	0.00%	0	0.00%	3	1.83%	3	1.83%
	Bernard "Bernie" SANDERS	0	0.00%	0	0.00%	84	51.22%	84	51.22%
	Hillary CLINTON	0	0.00%	0	0.00%	60	36.59%	60	36.59%
	Roque Rocky DE LA FUENTE	0	0.00%	0	0.00%	0	0.00%	0	0.00%
	"UNCOMMITTED"	0	0.00%	0	0.00%	17	10.37%	17	10.37%
	Cast Votes:	0	0.00%	0	0.00%	164	100.00%	164	100.00%
	Over Votes:	0	0.00%	0	0.00%	0	0.00%	0	0.00%
	Under Votes:	0	0.00%	0	0.00%	0	0.00%	0	0.00%
UNITED STATES SENATOR, Vote For 1									
	Ron LEACH	0	0.00%	0	0.00%	15	10.20%	15	10.20%
	Tom RECKTENWALD	0	0.00%	0	0.00%	5	3.40%	5	3.40%
	Grant T. SHORT	0	0.00%	0	0.00%	3	2.04%	3	2.04%
	Sellus WILDER	0	0.00%	0	0.00%	20	13.61%	20	13.61%
	Jim GRAY	0	0.00%	0	0.00%	95	64.63%	95	64.63%
	Rory HOULIHAN	0	0.00%	0	0.00%	2	1.36%	2	1.36%
	Jeff KENDER	0	0.00%	0	0.00%	7	4.76%	7	4.76%
	Cast Votes:	0	0.00%	0	0.00%	147	89.63%	147	89.63%
	Over Votes:	0	0.00%	0	0.00%	0	0.00%	0	0.00%
	Under Votes:	0	0.00%	0	0.00%	17	10.37%	17	10.37%

Total Number of Voters : 7,217 of 0 = 0.00%

Precincts Reporting 35 of 35 = 100.00%

Party	Candidate	Absentee		Early		Election		Total	
Precinct D103 (Ballots Cast: 220)									
UNITED STATES SENATOR, Vote For 1									
	James R. GOULD	0	0.00%	0	0.00%	9	9.89%	9	9.89%
	Rand PAUL	0	0.00%	0	0.00%	73	80.22%	73	80.22%
	Stephen Howard SLAUGHTER	0	0.00%	0	0.00%	9	9.89%	9	9.89%
	Cast Votes:	0	0.00%	0	0.00%	91	98.91%	91	98.91%
	Over Votes:	0	0.00%	0	0.00%	0	0.00%	0	0.00%
	Under Votes:	0	0.00%	0	0.00%	1	1.09%	1	1.09%
STATE REPRESENTATIVE 58th Representative District, Vote For 1									
	Rob ROTHENBURGER	0	0.00%	0	0.00%	54	59.34%	54	59.34%
	Kendall Gregory LAW	0	0.00%	0	0.00%	37	40.66%	37	40.66%
	Cast Votes:	0	0.00%	0	0.00%	91	98.91%	91	98.91%
	Over Votes:	0	0.00%	0	0.00%	0	0.00%	0	0.00%
	Under Votes:	0	0.00%	0	0.00%	1	1.09%	1	1.09%
CITY COUNCIL City of Shelbyville, Vote For 6									
	Brad BROWN	0	0.00%	0	0.00%	38	11.84%	38	11.84%
	Robert J. ANDRIOT	0	0.00%	0	0.00%	49	15.26%	49	15.26%
	Frank PAGE	0	0.00%	0	0.00%	44	13.71%	44	13.71%
	Jon SWINDLER	0	0.00%	0	0.00%	37	11.53%	37	11.53%
	Chris "Spud" SPAULDING	0	0.00%	0	0.00%	49	15.26%	49	15.26%
	Troy ETHINGTON	0	0.00%	0	0.00%	44	13.71%	44	13.71%
	D. Scott HARPER	0	0.00%	0	0.00%	35	10.90%	35	10.90%
	Rocky PINCIOTTI	0	0.00%	0	0.00%	25	7.79%	25	7.79%
	Cast Votes:	0	0.00%	0	0.00%	321	66.05%	321	66.05%
	Over Votes:	0	0.00%	0	0.00%	0	0.00%	0	0.00%
	Under Votes:	0	0.00%	0	0.00%	165	33.95%	165	33.95%
PRESIDENT of the UNITED STATES, Vote For 1									
	Martin J. O'MALLEY	0	0.00%	0	0.00%	5	3.94%	5	3.94%
	Bernard "Bernie" SANDERS	0	0.00%	0	0.00%	43	33.86%	43	33.86%
	Hillary CLINTON	0	0.00%	0	0.00%	72	56.69%	72	56.69%
	Roque Rocky DE LA FUENTE	0	0.00%	0	0.00%	0	0.00%	0	0.00%
	"UNCOMMITTED"	0	0.00%	0	0.00%	7	5.51%	7	5.51%
	Cast Votes:	0	0.00%	0	0.00%	127	99.22%	127	99.22%
	Over Votes:	0	0.00%	0	0.00%	0	0.00%	0	0.00%
	Under Votes:	0	0.00%	0	0.00%	1	0.78%	1	0.78%

Precinct Report — Unofficial

PRESIDENTIAL PREFERENCE AND REGULAR PRIMARY — OFFICIAL BALLOT FOR SHELBY COUNTY — May 17, 2016

05/17/2016 07:10 PM

Total Number of Voters : 7,217 of 0 = 0.00%

Precincts Reporting 35 of 35 = 100.00%

Party	Candidate	Absentee		Early		Election		Total	
Precinct D103 (Ballots Cast: 220)									
UNITED STATES SENATOR, Vote For 1									
	Ron LEACH	0	0.00%	0	0.00%	8	6.67%	8	6.67%
	Tom RECKTENWALD	0	0.00%	0	0.00%	13	10.83%	13	10.83%
	Grant T. SHORT	0	0.00%	0	0.00%	7	5.83%	7	5.83%
	Sellus WILDER	0	0.00%	0	0.00%	15	12.50%	15	12.50%
	Jim GRAY	0	0.00%	0	0.00%	69	57.50%	69	57.50%
	Rory HOULIHAN	0	0.00%	0	0.00%	3	2.50%	3	2.50%
	Jeff KENDER	0	0.00%	0	0.00%	5	4.17%	5	4.17%
	Cast Votes:	0	0.00%	0	0.00%	120	93.75%	120	93.75%
	Over Votes:	0	0.00%	0	0.00%	0	0.00%	0	0.00%
	Under Votes:	0	0.00%	0	0.00%	8	6.25%	8	6.25%

Precinct Report — Unofficial

PRESIDENTIAL PREFERENCE AND REGULAR PRIMARY — OFFICIAL BALLOT FOR SHELBY COUNTY — May 17, 2016

05/17/2016 07:10 PM

Total Number of Voters : 7,217 of 0 = 0.00%

Precincts Reporting 35 of 35 = 100.00%

Party	Candidate	Absentee		Early		Election		Total	
Precinct D104 (Ballots Cast: 181)									
UNITED STATES SENATOR, Vote For 1									
	James R. GOULD	0	0.00%	0	0.00%	5	7.35%	5	7.35%
	Rand PAUL	0	0.00%	0	0.00%	61	89.71%	61	89.71%
	Stephen Howard SLAUGHTER	0	0.00%	0	0.00%	2	2.94%	2	2.94%
	Cast Votes:	0	0.00%	0	0.00%	68	100.00%	68	100.00%
	Over Votes:	0	0.00%	0	0.00%	0	0.00%	0	0.00%
	Under Votes:	0	0.00%	0	0.00%	0	0.00%	0	0.00%
STATE REPRESENTATIVE 58th Representative District, Vote For 1									
	Rob ROTHENBURGER	0	0.00%	0	0.00%	59	86.76%	59	86.76%
	Kendall Gregory LAW	0	0.00%	0	0.00%	9	13.24%	9	13.24%
	Cast Votes:	0	0.00%	0	0.00%	68	100.00%	68	100.00%
	Over Votes:	0	0.00%	0	0.00%	0	0.00%	0	0.00%
	Under Votes:	0	0.00%	0	0.00%	0	0.00%	0	0.00%
PRESIDENT of the UNITED STATES, Vote For 1									
	Martin J. O'MALLEY	0	0.00%	0	0.00%	5	4.42%	5	4.42%
	Bernard "Bernie" SANDERS	0	0.00%	0	0.00%	47	41.59%	47	41.59%
	Hillary CLINTON	0	0.00%	0	0.00%	47	41.59%	47	41.59%
	Roque Rocky DE LA FUENTE	0	0.00%	0	0.00%	0	0.00%	0	0.00%
	"UNCOMMITTED"	0	0.00%	0	0.00%	14	12.39%	14	12.39%
	Cast Votes:	0	0.00%	0	0.00%	113	100.00%	113	100.00%
	Over Votes:	0	0.00%	0	0.00%	0	0.00%	0	0.00%
	Under Votes:	0	0.00%	0	0.00%	0	0.00%	0	0.00%
UNITED STATES SENATOR, Vote For 1									
	Ron LEACH	0	0.00%	0	0.00%	6	6.25%	6	6.25%
	Tom RECKTENWALD	0	0.00%	0	0.00%	2	2.08%	2	2.08%
	Grant T. SHORT	0	0.00%	0	0.00%	2	2.08%	2	2.08%
	Sellus WILDER	0	0.00%	0	0.00%	16	16.67%	16	16.67%
	Jim GRAY	0	0.00%	0	0.00%	62	64.58%	62	64.58%
	Rory HOULIHAN	0	0.00%	0	0.00%	2	2.08%	2	2.08%
	Jeff KENDER	0	0.00%	0	0.00%	6	6.25%	6	6.25%
	Cast Votes:	0	0.00%	0	0.00%	96	84.96%	96	84.96%
	Over Votes:	0	0.00%	0	0.00%	0	0.00%	0	0.00%
	Under Votes:	0	0.00%	0	0.00%	17	15.04%	17	15.04%

Precinct Report — Unofficial

PRESIDENTIAL PREFERENCE AND REGULAR PRIMARY — OFFICIAL BALLOT FOR SHELBY COUNTY — May 17, 2016

05/17/2016 07:10 PM

Total Number of Voters : 7,217 of 0 = 0.00%

Precincts Reporting 35 of 35 = 100.00%

Party	Candidate	Absentee		Early		Election		Total	
Precinct D105 (Ballots Cast: 179)									
UNITED STATES SENATOR, Vote For 1									
	James R. GOULD	0	0.00%	0	0.00%	7	9.59%	7	9.59%
	Rand PAUL	0	0.00%	0	0.00%	64	87.67%	64	87.67%
	Stephen Howard SLAUGHTER	0	0.00%	0	0.00%	2	2.74%	2	2.74%
	Cast Votes:	0	0.00%	0	0.00%	73	97.33%	73	97.33%
	Over Votes:	0	0.00%	0	0.00%	0	0.00%	0	0.00%
	Under Votes:	0	0.00%	0	0.00%	2	2.67%	2	2.67%
STATE REPRESENTATIVE 58th Representative District, Vote For 1									
	Rob ROTHENBURGER	0	0.00%	0	0.00%	50	68.49%	50	68.49%
	Kendall Gregory LAW	0	0.00%	0	0.00%	23	31.51%	23	31.51%
	Cast Votes:	0	0.00%	0	0.00%	73	97.33%	73	97.33%
	Over Votes:	0	0.00%	0	0.00%	0	0.00%	0	0.00%
	Under Votes:	0	0.00%	0	0.00%	2	2.67%	2	2.67%
CITY COUNCIL City of Shelbyville, Vote For 6									
	Brad BROWN	0	0.00%	0	0.00%	8	11.94%	8	11.94%
	Robert J. ANDRIOT	0	0.00%	0	0.00%	12	17.91%	12	17.91%
	Frank PAGE	0	0.00%	0	0.00%	6	8.96%	6	8.96%
	Jon SWINDLER	0	0.00%	0	0.00%	8	11.94%	8	11.94%
	Chris "Spud" SPAULDING	0	0.00%	0	0.00%	10	14.93%	10	14.93%
	Troy ETHINGTON	0	0.00%	0	0.00%	9	13.43%	9	13.43%
	D. Scott HARPER	0	0.00%	0	0.00%	9	13.43%	9	13.43%
	Rocky PINCIOTTI	0	0.00%	0	0.00%	5	7.46%	5	7.46%
	Cast Votes:	0	0.00%	0	0.00%	67	65.69%	67	65.69%
	Over Votes:	0	0.00%	0	0.00%	0	0.00%	0	0.00%
	Under Votes:	0	0.00%	0	0.00%	35	34.31%	35	34.31%
PRESIDENT of the UNITED STATES, Vote For 1									
	Martin J. O'MALLEY	0	0.00%	0	0.00%	2	1.92%	2	1.92%
	Bernard "Bernie" SANDERS	0	0.00%	0	0.00%	49	47.12%	49	47.12%
	Hillary CLINTON	0	0.00%	0	0.00%	50	48.08%	50	48.08%
	Roque Rocky DE LA FUENTE	0	0.00%	0	0.00%	0	0.00%	0	0.00%
	"UNCOMMITTED"	0	0.00%	0	0.00%	3	2.88%	3	2.88%
	Cast Votes:	0	0.00%	0	0.00%	104	100.00%	104	100.00%
	Over Votes:	0	0.00%	0	0.00%	0	0.00%	0	0.00%
	Under Votes:	0	0.00%	0	0.00%	0	0.00%	0	0.00%

Precinct Report — Unofficial

PRESIDENTIAL PREFERENCE AND REGULAR PRIMARY — OFFICIAL BALLOT FOR SHELBY COUNTY — May 17, 2016

05/17/2016 07:10 PM

Total Number of Voters : 7,217 of 0 = 0.00%

Precincts Reporting 35 of 35 = 100.00%

Party	Candidate	Absentee		Early		Election		Total	
Precinct D105 (Ballots Cast: 179)									
UNITED STATES SENATOR, Vote For 1									
	Ron LEACH	0	0.00%	0	0.00%	10	10.99%	10	10.99%
	Tom RECKTENWALD	0	0.00%	0	0.00%	6	6.59%	6	6.59%
	Grant T. SHORT	0	0.00%	0	0.00%	2	2.20%	2	2.20%
	Sellus WILDER	0	0.00%	0	0.00%	15	16.48%	15	16.48%
	Jim GRAY	0	0.00%	0	0.00%	51	56.04%	51	56.04%
	Rory HOULIHAN	0	0.00%	0	0.00%	5	5.49%	5	5.49%
	Jeff KENDER	0	0.00%	0	0.00%	2	2.20%	2	2.20%
	Cast Votes:	0	0.00%	0	0.00%	91	87.50%	91	87.50%
	Over Votes:	0	0.00%	0	0.00%	0	0.00%	0	0.00%
	Under Votes:	0	0.00%	0	0.00%	13	12.50%	13	12.50%

Total Number of Voters : 7,217 of 0 = 0.00%

Precincts Reporting 35 of 35 = 100.00%

Party	Candidate	Absentee		Early		Election		Total	
Precinct E101 (Ballots Cast: 348)									
UNITED STATES SENATOR, Vote For 1									
	James R. GOULD	0	0.00%	0	0.00%	6	4.88%	6	4.88%
	Rand PAUL	0	0.00%	0	0.00%	114	92.68%	114	92.68%
	Stephen Howard SLAUGHTER	0	0.00%	0	0.00%	3	2.44%	3	2.44%
	Cast Votes:	0	0.00%	0	0.00%	123	96.85%	123	96.85%
	Over Votes:	0	0.00%	0	0.00%	0	0.00%	0	0.00%
	Under Votes:	0	0.00%	0	0.00%	4	3.15%	4	3.15%
STATE REPRESENTATIVE 58th Representative District, Vote For 1									
	Rob ROTHENBURGER	0	0.00%	0	0.00%	77	61.60%	77	61.60%
	Kendall Gregory LAW	0	0.00%	0	0.00%	48	38.40%	48	38.40%
	Cast Votes:	0	0.00%	0	0.00%	125	98.43%	125	98.43%
	Over Votes:	0	0.00%	0	0.00%	0	0.00%	0	0.00%
	Under Votes:	0	0.00%	0	0.00%	2	1.57%	2	1.57%
CITY COUNCIL City of Shelbyville, Vote For 6									
	Brad BROWN	0	0.00%	0	0.00%	71	13.45%	71	13.45%
	Robert J. ANDRIOT	0	0.00%	0	0.00%	68	12.88%	68	12.88%
	Frank PAGE	0	0.00%	0	0.00%	90	17.05%	90	17.05%
	Jon SWINDLER	0	0.00%	0	0.00%	75	14.20%	75	14.20%
	Chris "Spud" SPAULDING	0	0.00%	0	0.00%	49	9.28%	49	9.28%
	Troy ETHINGTON	0	0.00%	0	0.00%	65	12.31%	65	12.31%
	D. Scott HARPER	0	0.00%	0	0.00%	67	12.69%	67	12.69%
	Rocky PINCIOTTI	0	0.00%	0	0.00%	43	8.14%	43	8.14%
	Cast Votes:	0	0.00%	0	0.00%	528	76.52%	528	76.52%
	Over Votes:	0	0.00%	0	0.00%	0	0.00%	0	0.00%
	Under Votes:	0	0.00%	0	0.00%	162	23.48%	162	23.48%
PRESIDENT of the UNITED STATES, Vote For 1									
	Martin J. O'MALLEY	0	0.00%	0	0.00%	3	1.36%	3	1.36%
	Bernard "Bernie" SANDERS	0	0.00%	0	0.00%	94	42.73%	94	42.73%
	Hillary CLINTON	0	0.00%	0	0.00%	112	50.91%	112	50.91%
	Roque Rocky DE LA FUENTE	0	0.00%	0	0.00%	1	0.45%	1	0.45%
	"UNCOMMITTED"	0	0.00%	0	0.00%	10	4.55%	10	4.55%
	Cast Votes:	0	0.00%	0	0.00%	220	99.55%	220	99.55%
	Over Votes:	0	0.00%	0	0.00%	0	0.00%	0	0.00%
	Under Votes:	0	0.00%	0	0.00%	1	0.45%	1	0.45%

Total Number of Voters : 7,217 of 0 = 0.00%

Precincts Reporting 35 of 35 = 100.00%

Precinct E101 (Ballots Cast: 348)

Party	Candidate	Absentee		Early		Election		Total	
UNITED STATES SENATOR, Vote For 1									
	Ron LEACH	0	0.00%	0	0.00%	16	8.00%	16	8.00%
	Tom RECKTENWALD	0	0.00%	0	0.00%	19	9.50%	19	9.50%
	Grant T. SHORT	0	0.00%	0	0.00%	6	3.00%	6	3.00%
	Sellus WILDER	0	0.00%	0	0.00%	34	17.00%	34	17.00%
	Jim GRAY	0	0.00%	0	0.00%	113	56.50%	113	56.50%
	Rory HOULIHAN	0	0.00%	0	0.00%	5	2.50%	5	2.50%
	Jeff KENDER	0	0.00%	0	0.00%	7	3.50%	7	3.50%
	Cast Votes:	0	0.00%	0	0.00%	200	90.50%	200	90.50%
	Over Votes:	0	0.00%	0	0.00%	0	0.00%	0	0.00%
	Under Votes:	0	0.00%	0	0.00%	21	9.50%	21	9.50%

Precinct Report — Unofficial

PRESIDENTIAL PREFERENCE AND REGULAR PRIMARY — OFFICIAL BALLOT FOR SHELBY COUNTY — May 17, 2016

05/17/2016 07:10 PM

Total Number of Voters : 7,217 of 0 = 0.00%

Precincts Reporting 35 of 35 = 100.00%

Party	Candidate	Absentee		Early		Election		Total	
Precinct E102 (Ballots Cast: 207)									
UNITED STATES SENATOR, Vote For 1									
	James R. GOULD	0	0.00%	0	0.00%	2	2.53%	2	2.53%
	Rand PAUL	0	0.00%	0	0.00%	74	93.67%	74	93.67%
	Stephen Howard SLAUGHTER	0	0.00%	0	0.00%	3	3.80%	3	3.80%
	Cast Votes:	0	0.00%	0	0.00%	79	100.00%	79	100.00%
	Over Votes:	0	0.00%	0	0.00%	0	0.00%	0	0.00%
	Under Votes:	0	0.00%	0	0.00%	0	0.00%	0	0.00%
STATE REPRESENTATIVE 58th Representative District, Vote For 1									
	Rob ROTHENBURGER	0	0.00%	0	0.00%	55	71.43%	55	71.43%
	Kendall Gregory LAW	0	0.00%	0	0.00%	22	28.57%	22	28.57%
	Cast Votes:	0	0.00%	0	0.00%	77	97.47%	77	97.47%
	Over Votes:	0	0.00%	0	0.00%	0	0.00%	0	0.00%
	Under Votes:	0	0.00%	0	0.00%	2	2.53%	2	2.53%
PRESIDENT of the UNITED STATES, Vote For 1									
	Martin J. O'MALLEY	0	0.00%	0	0.00%	1	0.78%	1	0.78%
	Bernard "Bernie" SANDERS	0	0.00%	0	0.00%	53	41.41%	53	41.41%
	Hillary CLINTON	0	0.00%	0	0.00%	68	53.13%	68	53.13%
	Roque Rocky DE LA FUENTE	0	0.00%	0	0.00%	0	0.00%	0	0.00%
	"UNCOMMITTED"	0	0.00%	0	0.00%	6	4.69%	6	4.69%
	Cast Votes:	0	0.00%	0	0.00%	128	100.00%	128	100.00%
	Over Votes:	0	0.00%	0	0.00%	0	0.00%	0	0.00%
	Under Votes:	0	0.00%	0	0.00%	0	0.00%	0	0.00%
UNITED STATES SENATOR, Vote For 1									
	Ron LEACH	0	0.00%	0	0.00%	15	12.50%	15	12.50%
	Tom RECKTENWALD	0	0.00%	0	0.00%	2	1.67%	2	1.67%
	Grant T. SHORT	0	0.00%	0	0.00%	5	4.17%	5	4.17%
	Sellus WILDER	0	0.00%	0	0.00%	28	23.33%	28	23.33%
	Jim GRAY	0	0.00%	0	0.00%	63	52.50%	63	52.50%
	Rory HOULIHAN	0	0.00%	0	0.00%	5	4.17%	5	4.17%
	Jeff KENDER	0	0.00%	0	0.00%	2	1.67%	2	1.67%
	Cast Votes:	0	0.00%	0	0.00%	120	93.75%	120	93.75%
	Over Votes:	0	0.00%	0	0.00%	0	0.00%	0	0.00%
	Under Votes:	0	0.00%	0	0.00%	8	6.25%	8	6.25%

Precinct Report — Unofficial

PRESIDENTIAL PREFERENCE AND REGULAR PRIMARY — OFFICIAL BALLOT FOR SHELBY COUNTY — May 17, 2016

05/17/2016 07:10 PM

Total Number of Voters : 7,217 of 0 = 0.00%

Precincts Reporting 35 of 35 = 100.00%

Party	Candidate	Absentee		Early		Election		Total	
Precinct E103 (Ballots Cast: 282)									
UNITED STATES SENATOR, Vote For 1									
	James R. GOULD	0	0.00%	0	0.00%	13	10.83%	13	10.83%
	Rand PAUL	0	0.00%	0	0.00%	103	85.83%	103	85.83%
	Stephen Howard SLAUGHTER	0	0.00%	0	0.00%	4	3.33%	4	3.33%
	Cast Votes:	0	0.00%	0	0.00%	120	100.00%	120	100.00%
	Over Votes:	0	0.00%	0	0.00%	0	0.00%	0	0.00%
	Under Votes:	0	0.00%	0	0.00%	0	0.00%	0	0.00%
STATE REPRESENTATIVE 58th Representative District, Vote For 1									
	Rob ROTHENBURGER	0	0.00%	0	0.00%	80	67.80%	80	67.80%
	Kendall Gregory LAW	0	0.00%	0	0.00%	38	32.20%	38	32.20%
	Cast Votes:	0	0.00%	0	0.00%	118	98.33%	118	98.33%
	Over Votes:	0	0.00%	0	0.00%	0	0.00%	0	0.00%
	Under Votes:	0	0.00%	0	0.00%	2	1.67%	2	1.67%
PRESIDENT of the UNITED STATES, Vote For 1									
	Martin J. O'MALLEY	0	0.00%	0	0.00%	0	0.00%	0	0.00%
	Bernard "Bernie" SANDERS	0	0.00%	0	0.00%	59	36.42%	59	36.42%
	Hillary CLINTON	0	0.00%	0	0.00%	93	57.41%	93	57.41%
	Roque Rocky DE LA FUENTE	0	0.00%	0	0.00%	0	0.00%	0	0.00%
	"UNCOMMITTED"	0	0.00%	0	0.00%	10	6.17%	10	6.17%
	Cast Votes:	0	0.00%	0	0.00%	162	100.00%	162	100.00%
	Over Votes:	0	0.00%	0	0.00%	0	0.00%	0	0.00%
	Under Votes:	0	0.00%	0	0.00%	0	0.00%	0	0.00%
UNITED STATES SENATOR, Vote For 1									
	Ron LEACH	0	0.00%	0	0.00%	10	6.90%	10	6.90%
	Tom RECKTENWALD	0	0.00%	0	0.00%	11	7.59%	11	7.59%
	Grant T. SHORT	0	0.00%	0	0.00%	4	2.76%	4	2.76%
	Sellus WILDER	0	0.00%	0	0.00%	31	21.38%	31	21.38%
	Jim GRAY	0	0.00%	0	0.00%	83	57.24%	83	57.24%
	Rory HOULIHAN	0	0.00%	0	0.00%	4	2.76%	4	2.76%
	Jeff KENDER	0	0.00%	0	0.00%	2	1.38%	2	1.38%
	Cast Votes:	0	0.00%	0	0.00%	145	89.51%	145	89.51%
	Over Votes:	0	0.00%	0	0.00%	0	0.00%	0	0.00%
	Under Votes:	0	0.00%	0	0.00%	17	10.49%	17	10.49%

Party	Candidate	Absentee		Early		Election		Total	
Precinct E104 (Ballots Cast: 119)									
UNITED STATES SENATOR, Vote For 1									
	James R. GOULD	0	0.00%	0	0.00%	2	4.17%	2	4.17%
	Rand PAUL	0	0.00%	0	0.00%	42	87.50%	42	87.50%
	Stephen Howard SLAUGHTER	0	0.00%	0	0.00%	4	8.33%	4	8.33%
	Cast Votes:	0	0.00%	0	0.00%	48	100.00%	48	100.00%
	Over Votes:	0	0.00%	0	0.00%	0	0.00%	0	0.00%
	Under Votes:	0	0.00%	0	0.00%	0	0.00%	0	0.00%
STATE REPRESENTATIVE 58th Representative District, Vote For 1									
	Rob ROTHENBURGER	0	0.00%	0	0.00%	31	68.89%	31	68.89%
	Kendall Gregory LAW	0	0.00%	0	0.00%	14	31.11%	14	31.11%
	Cast Votes:	0	0.00%	0	0.00%	45	93.75%	45	93.75%
	Over Votes:	0	0.00%	0	0.00%	0	0.00%	0	0.00%
	Under Votes:	0	0.00%	0	0.00%	3	6.25%	3	6.25%
PRESIDENT of the UNITED STATES, Vote For 1									
	Martin J. O'MALLEY	0	0.00%	0	0.00%	1	1.41%	1	1.41%
	Bernard "Bernie" SANDERS	0	0.00%	0	0.00%	34	47.89%	34	47.89%
	Hillary CLINTON	0	0.00%	0	0.00%	33	46.48%	33	46.48%
	Roque Rocky DE LA FUENTE	0	0.00%	0	0.00%	0	0.00%	0	0.00%
	"UNCOMMITTED"	0	0.00%	0	0.00%	3	4.23%	3	4.23%
	Cast Votes:	0	0.00%	0	0.00%	71	100.00%	71	100.00%
	Over Votes:	0	0.00%	0	0.00%	0	0.00%	0	0.00%
	Under Votes:	0	0.00%	0	0.00%	0	0.00%	0	0.00%
UNITED STATES SENATOR, Vote For 1									
	Ron LEACH	0	0.00%	0	0.00%	10	15.87%	10	15.87%
	Tom RECKTENWALD	0	0.00%	0	0.00%	8	12.70%	8	12.70%
	Grant T. SHORT	0	0.00%	0	0.00%	2	3.17%	2	3.17%
	Sellus WILDER	0	0.00%	0	0.00%	9	14.29%	9	14.29%
	Jim GRAY	0	0.00%	0	0.00%	33	52.38%	33	52.38%
	Rory HOULIHAN	0	0.00%	0	0.00%	0	0.00%	0	0.00%
	Jeff KENDER	0	0.00%	0	0.00%	1	1.59%	1	1.59%
	Cast Votes:	0	0.00%	0	0.00%	63	88.73%	63	88.73%
	Over Votes:	0	0.00%	0	0.00%	0	0.00%	0	0.00%
	Under Votes:	0	0.00%	0	0.00%	8	11.27%	8	11.27%

Precinct Report — Unofficial

PRESIDENTIAL PREFERENCE AND REGULAR PRIMARY — OFFICIAL BALLOT FOR SHELBY COUNTY — May 17, 2016

05/17/2016 07:10 PM

Total Number of Voters : 7,217 of 0 = 0.00%

Precincts Reporting 35 of 35 = 100.00%

Party	Candidate	Absentee		Early		Election		Total	
Precinct E105 (Ballots Cast: 42)									
UNITED STATES SENATOR, Vote For 1									
	James R. GOULD	0	0.00%	0	0.00%	0	0.00%	0	0.00%
	Rand PAUL	0	0.00%	0	0.00%	21	100.00%	21	100.00%
	Stephen Howard SLAUGHTER	0	0.00%	0	0.00%	0	0.00%	0	0.00%
	Cast Votes:	0	0.00%	0	0.00%	21	95.45%	21	95.45%
	Over Votes:	0	0.00%	0	0.00%	0	0.00%	0	0.00%
	Under Votes:	0	0.00%	0	0.00%	1	4.55%	1	4.55%
STATE REPRESENTATIVE 58th Representative District, Vote For 1									
	Rob ROTHENBURGER	0	0.00%	0	0.00%	19	86.36%	19	86.36%
	Kendall Gregory LAW	0	0.00%	0	0.00%	3	13.64%	3	13.64%
	Cast Votes:	0	0.00%	0	0.00%	22	100.00%	22	100.00%
	Over Votes:	0	0.00%	0	0.00%	0	0.00%	0	0.00%
	Under Votes:	0	0.00%	0	0.00%	0	0.00%	0	0.00%
PRESIDENT of the UNITED STATES, Vote For 1									
	Martin J. O'MALLEY	0	0.00%	0	0.00%	0	0.00%	0	0.00%
	Bernard "Bernie" SANDERS	0	0.00%	0	0.00%	9	47.37%	9	47.37%
	Hillary CLINTON	0	0.00%	0	0.00%	9	47.37%	9	47.37%
	Roque Rocky DE LA FUENTE	0	0.00%	0	0.00%	0	0.00%	0	0.00%
	"UNCOMMITTED"	0	0.00%	0	0.00%	1	5.26%	1	5.26%
	Cast Votes:	0	0.00%	0	0.00%	19	95.00%	19	95.00%
	Over Votes:	0	0.00%	0	0.00%	0	0.00%	0	0.00%
	Under Votes:	0	0.00%	0	0.00%	1	5.00%	1	5.00%
UNITED STATES SENATOR, Vote For 1									
	Ron LEACH	0	0.00%	0	0.00%	1	5.88%	1	5.88%
	Tom RECKTENWALD	0	0.00%	0	0.00%	1	5.88%	1	5.88%
	Grant T. SHORT	0	0.00%	0	0.00%	0	0.00%	0	0.00%
	Sellus WILDER	0	0.00%	0	0.00%	0	0.00%	0	0.00%
	Jim GRAY	0	0.00%	0	0.00%	14	82.35%	14	82.35%
	Rory HOULIHAN	0	0.00%	0	0.00%	1	5.88%	1	5.88%
	Jeff KENDER	0	0.00%	0	0.00%	0	0.00%	0	0.00%
	Cast Votes:	0	0.00%	0	0.00%	17	85.00%	17	85.00%
	Over Votes:	0	0.00%	0	0.00%	0	0.00%	0	0.00%
	Under Votes:	0	0.00%	0	0.00%	3	15.00%	3	15.00%

Precinct Report — Unofficial

PRESIDENTIAL PREFERENCE AND REGULAR PRIMARY — OFFICIAL BALLOT FOR SHELBY COUNTY — May 17, 2016

05/17/2016 07:10 PM

Total Number of Voters : 7,217 of 0 = 0.00%

Precincts Reporting 35 of 35 = 100.00%

Party	Candidate	Absentee		Early		Election		Total	
Precinct F101 (Ballots Cast: 190)									
UNITED STATES SENATOR, Vote For 1									
	James R. GOULD	0	0.00%	0	0.00%	3	3.95%	3	3.95%
	Rand PAUL	0	0.00%	0	0.00%	71	93.42%	71	93.42%
	Stephen Howard SLAUGHTER	0	0.00%	0	0.00%	2	2.63%	2	2.63%
	Cast Votes:	0	0.00%	0	0.00%	76	100.00%	76	100.00%
	Over Votes:	0	0.00%	0	0.00%	0	0.00%	0	0.00%
	Under Votes:	0	0.00%	0	0.00%	0	0.00%	0	0.00%
STATE REPRESENTATIVE 58th Representative District, Vote For 1									
	Rob ROTHENBURGER	0	0.00%	0	0.00%	49	69.01%	49	69.01%
	Kendall Gregory LAW	0	0.00%	0	0.00%	22	30.99%	22	30.99%
	Cast Votes:	0	0.00%	0	0.00%	71	93.42%	71	93.42%
	Over Votes:	0	0.00%	0	0.00%	0	0.00%	0	0.00%
	Under Votes:	0	0.00%	0	0.00%	5	6.58%	5	6.58%
PRESIDENT of the UNITED STATES, Vote For 1									
	Martin J. O'MALLEY	0	0.00%	0	0.00%	2	1.75%	2	1.75%
	Bernard "Bernie" SANDERS	0	0.00%	0	0.00%	45	39.47%	45	39.47%
	Hillary CLINTON	0	0.00%	0	0.00%	66	57.89%	66	57.89%
	Roque Rocky DE LA FUENTE	0	0.00%	0	0.00%	0	0.00%	0	0.00%
	"UNCOMMITTED"	0	0.00%	0	0.00%	1	0.88%	1	0.88%
	Cast Votes:	0	0.00%	0	0.00%	114	100.00%	114	100.00%
	Over Votes:	0	0.00%	0	0.00%	0	0.00%	0	0.00%
	Under Votes:	0	0.00%	0	0.00%	0	0.00%	0	0.00%
UNITED STATES SENATOR, Vote For 1									
	Ron LEACH	0	0.00%	0	0.00%	13	12.26%	13	12.26%
	Tom RECKTENWALD	0	0.00%	0	0.00%	8	7.55%	8	7.55%
	Grant T. SHORT	0	0.00%	0	0.00%	2	1.89%	2	1.89%
	Sellus WILDER	0	0.00%	0	0.00%	17	16.04%	17	16.04%
	Jim GRAY	0	0.00%	0	0.00%	61	57.55%	61	57.55%
	Rory HOULIHAN	0	0.00%	0	0.00%	4	3.77%	4	3.77%
	Jeff KENDER	0	0.00%	0	0.00%	1	0.94%	1	0.94%
	Cast Votes:	0	0.00%	0	0.00%	106	92.98%	106	92.98%
	Over Votes:	0	0.00%	0	0.00%	0	0.00%	0	0.00%
	Under Votes:	0	0.00%	0	0.00%	8	7.02%	8	7.02%

Total Number of Voters : 7,217 of 0 = 0.00%

Precincts Reporting 35 of 35 = 100.00%

Party	Candidate	Absentee		Early		Election		Total	
Precinct F102 (Ballots Cast: 244)									
UNITED STATES SENATOR, Vote For 1									
	James R. GOULD	0	0.00%	0	0.00%	12	14.63%	12	14.63%
	Rand PAUL	0	0.00%	0	0.00%	68	82.93%	68	82.93%
	Stephen Howard SLAUGHTER	0	0.00%	0	0.00%	2	2.44%	2	2.44%
	Cast Votes:	0	0.00%	0	0.00%	82	100.00%	82	100.00%
	Over Votes:	0	0.00%	0	0.00%	0	0.00%	0	0.00%
	Under Votes:	0	0.00%	0	0.00%	0	0.00%	0	0.00%
STATE REPRESENTATIVE 58th Representative District, Vote For 1									
	Rob ROTHENBURGER	0	0.00%	0	0.00%	46	57.50%	46	57.50%
	Kendall Gregory LAW	0	0.00%	0	0.00%	34	42.50%	34	42.50%
	Cast Votes:	0	0.00%	0	0.00%	80	97.56%	80	97.56%
	Over Votes:	0	0.00%	0	0.00%	0	0.00%	0	0.00%
	Under Votes:	0	0.00%	0	0.00%	2	2.44%	2	2.44%
PRESIDENT of the UNITED STATES, Vote For 1									
	Martin J. O'MALLEY	0	0.00%	0	0.00%	2	1.24%	2	1.24%
	Bernard "Bernie" SANDERS	0	0.00%	0	0.00%	73	45.34%	73	45.34%
	Hillary CLINTON	0	0.00%	0	0.00%	79	49.07%	79	49.07%
	Roque Rocky DE LA FUENTE	0	0.00%	0	0.00%	0	0.00%	0	0.00%
	"UNCOMMITTED"	0	0.00%	0	0.00%	7	4.35%	7	4.35%
	Cast Votes:	0	0.00%	0	0.00%	161	99.38%	161	99.38%
	Over Votes:	0	0.00%	0	0.00%	0	0.00%	0	0.00%
	Under Votes:	0	0.00%	0	0.00%	1	0.62%	1	0.62%
UNITED STATES SENATOR, Vote For 1									
	Ron LEACH	0	0.00%	0	0.00%	14	9.79%	14	9.79%
	Tom RECKTENWALD	0	0.00%	0	0.00%	10	6.99%	10	6.99%
	Grant T. SHORT	0	0.00%	0	0.00%	5	3.50%	5	3.50%
	Sellus WILDER	0	0.00%	0	0.00%	27	18.88%	27	18.88%
	Jim GRAY	0	0.00%	0	0.00%	77	53.85%	77	53.85%
	Rory HOULIHAN	0	0.00%	0	0.00%	4	2.80%	4	2.80%
	Jeff KENDER	0	0.00%	0	0.00%	6	4.20%	6	4.20%
	Cast Votes:	0	0.00%	0	0.00%	143	88.27%	143	88.27%
	Over Votes:	0	0.00%	0	0.00%	0	0.00%	0	0.00%
	Under Votes:	0	0.00%	0	0.00%	19	11.73%	19	11.73%

Total Number of Voters : 7,217 of 0 = 0.00%

Precincts Reporting 35 of 35 = 100.00%

Party	Candidate	Absentee		Early		Election		Total	
Precinct F103 (Ballots Cast: 115)									
UNITED STATES SENATOR, Vote For 1									
	James R. GOULD	0	0.00%	0	0.00%	3	7.50%	3	7.50%
	Rand PAUL	0	0.00%	0	0.00%	32	80.00%	32	80.00%
	Stephen Howard SLAUGHTER	0	0.00%	0	0.00%	5	12.50%	5	12.50%
	Cast Votes:	0	0.00%	0	0.00%	40	97.56%	40	97.56%
	Over Votes:	0	0.00%	0	0.00%	0	0.00%	0	0.00%
	Under Votes:	0	0.00%	0	0.00%	1	2.44%	1	2.44%
STATE REPRESENTATIVE 58th Representative District, Vote For 1									
	Rob ROTHENBURGER	0	0.00%	0	0.00%	28	68.29%	28	68.29%
	Kendall Gregory LAW	0	0.00%	0	0.00%	13	31.71%	13	31.71%
	Cast Votes:	0	0.00%	0	0.00%	41	100.00%	41	100.00%
	Over Votes:	0	0.00%	0	0.00%	0	0.00%	0	0.00%
	Under Votes:	0	0.00%	0	0.00%	0	0.00%	0	0.00%
PRESIDENT of the UNITED STATES, Vote For 1									
	Martin J. O'MALLEY	0	0.00%	0	0.00%	0	0.00%	0	0.00%
	Bernard "Bernie" SANDERS	0	0.00%	0	0.00%	27	36.49%	27	36.49%
	Hillary CLINTON	0	0.00%	0	0.00%	42	56.76%	42	56.76%
	Roque Rocky DE LA FUENTE	0	0.00%	0	0.00%	0	0.00%	0	0.00%
	"UNCOMMITTED"	0	0.00%	0	0.00%	5	6.76%	5	6.76%
	Cast Votes:	0	0.00%	0	0.00%	74	100.00%	74	100.00%
	Over Votes:	0	0.00%	0	0.00%	0	0.00%	0	0.00%
	Under Votes:	0	0.00%	0	0.00%	0	0.00%	0	0.00%
UNITED STATES SENATOR, Vote For 1									
	Ron LEACH	0	0.00%	0	0.00%	5	7.58%	5	7.58%
	Tom RECKTENWALD	0	0.00%	0	0.00%	12	18.18%	12	18.18%
	Grant T. SHORT	0	0.00%	0	0.00%	4	6.06%	4	6.06%
	Sellus WILDER	0	0.00%	0	0.00%	10	15.15%	10	15.15%
	Jim GRAY	0	0.00%	0	0.00%	32	48.48%	32	48.48%
	Rory HOULIHAN	0	0.00%	0	0.00%	2	3.03%	2	3.03%
	Jeff KENDER	0	0.00%	0	0.00%	1	1.52%	1	1.52%
	Cast Votes:	0	0.00%	0	0.00%	66	89.19%	66	89.19%
	Over Votes:	0	0.00%	0	0.00%	0	0.00%	0	0.00%
	Under Votes:	0	0.00%	0	0.00%	8	10.81%	8	10.81%

Precinct Report — Unofficial

PRESIDENTIAL PREFERENCE AND REGULAR PRIMARY — OFFICIAL BALLOT FOR SHELBY COUNTY — May 17, 2016

05/17/2016 07:10 PM

Total Number of Voters : 7,217 of 0 = 0.00%

Precincts Reporting 35 of 35 = 100.00%

Party	Candidate	Absentee		Early		Election		Total	
Precinct F104 (Ballots Cast: 116)									
UNITED STATES SENATOR, Vote For 1									
	James R. GOULD	0	0.00%	0	0.00%	6	10.53%	6	10.53%
	Rand PAUL	0	0.00%	0	0.00%	50	87.72%	50	87.72%
	Stephen Howard SLAUGHTER	0	0.00%	0	0.00%	1	1.75%	1	1.75%
	Cast Votes:	0	0.00%	0	0.00%	57	100.00%	57	100.00%
	Over Votes:	0	0.00%	0	0.00%	0	0.00%	0	0.00%
	Under Votes:	0	0.00%	0	0.00%	0	0.00%	0	0.00%
STATE REPRESENTATIVE 58th Representative District, Vote For 1									
	Rob ROTHENBURGER	0	0.00%	0	0.00%	31	57.41%	31	57.41%
	Kendall Gregory LAW	0	0.00%	0	0.00%	23	42.59%	23	42.59%
	Cast Votes:	0	0.00%	0	0.00%	54	94.74%	54	94.74%
	Over Votes:	0	0.00%	0	0.00%	0	0.00%	0	0.00%
	Under Votes:	0	0.00%	0	0.00%	3	5.26%	3	5.26%
PRESIDENT of the UNITED STATES, Vote For 1									
	Martin J. O'MALLEY	0	0.00%	0	0.00%	1	1.69%	1	1.69%
	Bernard "Bernie" SANDERS	0	0.00%	0	0.00%	30	50.85%	30	50.85%
	Hillary CLINTON	0	0.00%	0	0.00%	27	45.76%	27	45.76%
	Roque Rocky DE LA FUENTE	0	0.00%	0	0.00%	0	0.00%	0	0.00%
	"UNCOMMITTED"	0	0.00%	0	0.00%	1	1.69%	1	1.69%
	Cast Votes:	0	0.00%	0	0.00%	59	100.00%	59	100.00%
	Over Votes:	0	0.00%	0	0.00%	0	0.00%	0	0.00%
	Under Votes:	0	0.00%	0	0.00%	0	0.00%	0	0.00%
UNITED STATES SENATOR, Vote For 1									
	Ron LEACH	0	0.00%	0	0.00%	2	4.08%	2	4.08%
	Tom RECKTENWALD	0	0.00%	0	0.00%	6	12.24%	6	12.24%
	Grant T. SHORT	0	0.00%	0	0.00%	1	2.04%	1	2.04%
	Sellus WILDER	0	0.00%	0	0.00%	13	26.53%	13	26.53%
	Jim GRAY	0	0.00%	0	0.00%	27	55.10%	27	55.10%
	Rory HOULIHAN	0	0.00%	0	0.00%	0	0.00%	0	0.00%
	Jeff KENDER	0	0.00%	0	0.00%	0	0.00%	0	0.00%
	Cast Votes:	0	0.00%	0	0.00%	49	83.05%	49	83.05%
	Over Votes:	0	0.00%	0	0.00%	0	0.00%	0	0.00%
	Under Votes:	0	0.00%	0	0.00%	10	16.95%	10	16.95%

Total Number of Voters : 7,217 of 0 = 0.00%

Precincts Reporting 35 of 35 = 100.00%

Party	Candidate	Absentee		Early		Election		Total	
Precinct F105 (Ballots Cast: 175)									
UNITED STATES SENATOR, Vote For 1									
	James R. GOULD	0	0.00%	0	0.00%	6	5.83%	6	5.83%
	Rand PAUL	0	0.00%	0	0.00%	93	90.29%	93	90.29%
	Stephen Howard SLAUGHTER	0	0.00%	0	0.00%	4	3.88%	4	3.88%
	Cast Votes:	0	0.00%	0	0.00%	103	100.00%	103	100.00%
	Over Votes:	0	0.00%	0	0.00%	0	0.00%	0	0.00%
	Under Votes:	0	0.00%	0	0.00%	0	0.00%	0	0.00%
STATE REPRESENTATIVE 58th Representative District, Vote For 1									
	Rob ROTHENBURGER	0	0.00%	0	0.00%	28	28.87%	28	28.87%
	Kendall Gregory LAW	0	0.00%	0	0.00%	69	71.13%	69	71.13%
	Cast Votes:	0	0.00%	0	0.00%	97	94.17%	97	94.17%
	Over Votes:	0	0.00%	0	0.00%	0	0.00%	0	0.00%
	Under Votes:	0	0.00%	0	0.00%	6	5.83%	6	5.83%
PRESIDENT of the UNITED STATES, Vote For 1									
	Martin J. O'MALLEY	0	0.00%	0	0.00%	0	0.00%	0	0.00%
	Bernard "Bernie" SANDERS	0	0.00%	0	0.00%	27	37.50%	27	37.50%
	Hillary CLINTON	0	0.00%	0	0.00%	42	58.33%	42	58.33%
	Roque Rocky DE LA FUENTE	0	0.00%	0	0.00%	0	0.00%	0	0.00%
	"UNCOMMITTED"	0	0.00%	0	0.00%	3	4.17%	3	4.17%
	Cast Votes:	0	0.00%	0	0.00%	72	100.00%	72	100.00%
	Over Votes:	0	0.00%	0	0.00%	0	0.00%	0	0.00%
	Under Votes:	0	0.00%	0	0.00%	0	0.00%	0	0.00%
UNITED STATES SENATOR, Vote For 1									
	Ron LEACH	0	0.00%	0	0.00%	4	6.45%	4	6.45%
	Tom RECKTENWALD	0	0.00%	0	0.00%	7	11.29%	7	11.29%
	Grant T. SHORT	0	0.00%	0	0.00%	2	3.23%	2	3.23%
	Sellus WILDER	0	0.00%	0	0.00%	4	6.45%	4	6.45%
	Jim GRAY	0	0.00%	0	0.00%	40	64.52%	40	64.52%
	Rory HOULIHAN	0	0.00%	0	0.00%	5	8.06%	5	8.06%
	Jeff KENDER	0	0.00%	0	0.00%	0	0.00%	0	0.00%
	Cast Votes:	0	0.00%	0	0.00%	62	86.11%	62	86.11%
	Over Votes:	0	0.00%	0	0.00%	0	0.00%	0	0.00%
	Under Votes:	0	0.00%	0	0.00%	10	13.89%	10	13.89%

Total Number of Voters : 7,217 of 0 = 0.00%

Precincts Reporting 35 of 35 = 100.00%

Party	Candidate	Absentee		Early		Election		Total	
Precinct G101 (Ballots Cast: 226)									
UNITED STATES SENATOR, Vote For 1									
	James R. GOULD	0	0.00%	0	0.00%	3	4.69%	3	4.69%
	Rand PAUL	0	0.00%	0	0.00%	60	93.75%	60	93.75%
	Stephen Howard SLAUGHTER	0	0.00%	0	0.00%	1	1.56%	1	1.56%
	Cast Votes:	0	0.00%	0	0.00%	64	98.46%	64	98.46%
	Over Votes:	0	0.00%	0	0.00%	0	0.00%	0	0.00%
	Under Votes:	0	0.00%	0	0.00%	1	1.54%	1	1.54%
STATE REPRESENTATIVE 58th Representative District, Vote For 1									
	Rob ROTHENBURGER	0	0.00%	0	0.00%	47	74.60%	47	74.60%
	Kendall Gregory LAW	0	0.00%	0	0.00%	16	25.40%	16	25.40%
	Cast Votes:	0	0.00%	0	0.00%	63	96.92%	63	96.92%
	Over Votes:	0	0.00%	0	0.00%	0	0.00%	0	0.00%
	Under Votes:	0	0.00%	0	0.00%	2	3.08%	2	3.08%
CITY COUNCIL City of Shelbyville, Vote For 6									
	Brad BROWN	0	0.00%	0	0.00%	27	10.42%	27	10.42%
	Robert J. ANDRIOT	0	0.00%	0	0.00%	45	17.37%	45	17.37%
	Frank PAGE	0	0.00%	0	0.00%	37	14.29%	37	14.29%
	Jon SWINDLER	0	0.00%	0	0.00%	44	16.99%	44	16.99%
	Chris "Spud" SPAULDING	0	0.00%	0	0.00%	34	13.13%	34	13.13%
	Troy ETHINGTON	0	0.00%	0	0.00%	25	9.65%	25	9.65%
	D. Scott HARPER	0	0.00%	0	0.00%	28	10.81%	28	10.81%
	Rocky PINCIOTTI	0	0.00%	0	0.00%	19	7.34%	19	7.34%
	Cast Votes:	0	0.00%	0	0.00%	259	66.41%	259	66.41%
	Over Votes:	0	0.00%	0	0.00%	0	0.00%	0	0.00%
	Under Votes:	0	0.00%	0	0.00%	131	33.59%	131	33.59%
PRESIDENT of the UNITED STATES, Vote For 1									
	Martin J. O'MALLEY	0	0.00%	0	0.00%	0	0.00%	0	0.00%
	Bernard "Bernie" SANDERS	0	0.00%	0	0.00%	60	37.74%	60	37.74%
	Hillary CLINTON	0	0.00%	0	0.00%	89	55.97%	89	55.97%
	Roque Rocky DE LA FUENTE	0	0.00%	0	0.00%	1	0.63%	1	0.63%
	"UNCOMMITTED"	0	0.00%	0	0.00%	9	5.66%	9	5.66%
	Cast Votes:	0	0.00%	0	0.00%	159	98.76%	159	98.76%
	Over Votes:	0	0.00%	0	0.00%	0	0.00%	0	0.00%
	Under Votes:	0	0.00%	0	0.00%	2	1.24%	2	1.24%

Precinct Report — Unofficial

PRESIDENTIAL PREFERENCE AND REGULAR PRIMARY — OFFICIAL BALLOT FOR SHELBY COUNTY — May 17, 2016

05/17/2016 07:10 PM

Total Number of Voters : 7,217 of 0 = 0.00%

Precincts Reporting 35 of 35 = 100.00%

Party	Candidate	Absentee		Early		Election		Total	
Precinct G101 (Ballots Cast: 226)									
UNITED STATES SENATOR, Vote For 1									
	Ron LEACH	0	0.00%	0	0.00%	15	10.95%	15	10.95%
	Tom RECKTENWALD	0	0.00%	0	0.00%	8	5.84%	8	5.84%
	Grant T. SHORT	0	0.00%	0	0.00%	7	5.11%	7	5.11%
	Sellus WILDER	0	0.00%	0	0.00%	31	22.63%	31	22.63%
	Jim GRAY	0	0.00%	0	0.00%	66	48.18%	66	48.18%
	Rory HOULIHAN	0	0.00%	0	0.00%	5	3.65%	5	3.65%
	Jeff KENDER	0	0.00%	0	0.00%	5	3.65%	5	3.65%
	Cast Votes:	0	0.00%	0	0.00%	137	85.09%	137	85.09%
	Over Votes:	0	0.00%	0	0.00%	0	0.00%	0	0.00%
	Under Votes:	0	0.00%	0	0.00%	24	14.91%	24	14.91%

Precinct Report — Unofficial

PRESIDENTIAL PREFERENCE AND REGULAR PRIMARY — OFFICIAL BALLOT FOR SHELBY COUNTY — May 17, 2016

05/17/2016 07:10 PM

Total Number of Voters : 7,217 of 0 = 0.00%

Precincts Reporting 35 of 35 = 100.00%

Party	Candidate	Absentee		Early		Election		Total	
Precinct G102 (Ballots Cast: 191)									
UNITED STATES SENATOR, Vote For 1									
	James R. GOULD	0	0.00%	0	0.00%	4	7.14%	4	7.14%
	Rand PAUL	0	0.00%	0	0.00%	51	91.07%	51	91.07%
	Stephen Howard SLAUGHTER	0	0.00%	0	0.00%	1	1.79%	1	1.79%
	Cast Votes:	0	0.00%	0	0.00%	56	94.92%	56	94.92%
	Over Votes:	0	0.00%	0	0.00%	0	0.00%	0	0.00%
	Under Votes:	0	0.00%	0	0.00%	3	5.08%	3	5.08%
STATE REPRESENTATIVE 58th Representative District, Vote For 1									
	Rob ROTHENBURGER	0	0.00%	0	0.00%	41	70.69%	41	70.69%
	Kendall Gregory LAW	0	0.00%	0	0.00%	17	29.31%	17	29.31%
	Cast Votes:	0	0.00%	0	0.00%	58	98.31%	58	98.31%
	Over Votes:	0	0.00%	0	0.00%	0	0.00%	0	0.00%
	Under Votes:	0	0.00%	0	0.00%	1	1.69%	1	1.69%
CITY COUNCIL City of Shelbyville, Vote For 6									
	Brad BROWN	0	0.00%	0	0.00%	24	10.30%	24	10.30%
	Robert J. ANDRIOT	0	0.00%	0	0.00%	37	15.88%	37	15.88%
	Frank PAGE	0	0.00%	0	0.00%	34	14.59%	34	14.59%
	Jon SWINDLER	0	0.00%	0	0.00%	32	13.73%	32	13.73%
	Chris "Spud" SPAULDING	0	0.00%	0	0.00%	31	13.30%	31	13.30%
	Troy ETHINGTON	0	0.00%	0	0.00%	26	11.16%	26	11.16%
	D. Scott HARPER	0	0.00%	0	0.00%	33	14.16%	33	14.16%
	Rocky PINCIOTTI	0	0.00%	0	0.00%	16	6.87%	16	6.87%
	Cast Votes:	0	0.00%	0	0.00%	233	65.82%	233	65.82%
	Over Votes:	0	0.00%	0	0.00%	0	0.00%	0	0.00%
	Under Votes:	0	0.00%	0	0.00%	121	34.18%	121	34.18%
PRESIDENT of the UNITED STATES, Vote For 1									
	Martin J. O'MALLEY	0	0.00%	0	0.00%	1	0.77%	1	0.77%
	Bernard "Bernie" SANDERS	0	0.00%	0	0.00%	53	40.77%	53	40.77%
	Hillary CLINTON	0	0.00%	0	0.00%	72	55.38%	72	55.38%
	Roque Rocky DE LA FUENTE	0	0.00%	0	0.00%	0	0.00%	0	0.00%
	"UNCOMMITTED"	0	0.00%	0	0.00%	4	3.08%	4	3.08%
	Cast Votes:	0	0.00%	0	0.00%	130	98.48%	130	98.48%
	Over Votes:	0	0.00%	0	0.00%	0	0.00%	0	0.00%
	Under Votes:	0	0.00%	0	0.00%	2	1.52%	2	1.52%

Precinct Report — Unofficial

PRESIDENTIAL PREFERENCE AND REGULAR PRIMARY — OFFICIAL BALLOT FOR SHELBY COUNTY — May 17, 2016

05/17/2016 07:10 PM

Total Number of Voters : 7,217 of 0 = 0.00%

Precincts Reporting 35 of 35 = 100.00%

Party	Candidate	Absentee		Early		Election		Total	
Precinct G102 (Ballots Cast: 191)									
UNITED STATES SENATOR, Vote For 1									
	Ron LEACH	0	0.00%	0	0.00%	10	8.20%	10	8.20%
	Tom RECKTENWALD	0	0.00%	0	0.00%	9	7.38%	9	7.38%
	Grant T. SHORT	0	0.00%	0	0.00%	2	1.64%	2	1.64%
	Sellus WILDER	0	0.00%	0	0.00%	24	19.67%	24	19.67%
	Jim GRAY	0	0.00%	0	0.00%	68	55.74%	68	55.74%
	Rory HOULIHAN	0	0.00%	0	0.00%	3	2.46%	3	2.46%
	Jeff KENDER	0	0.00%	0	0.00%	6	4.92%	6	4.92%
	Cast Votes:	0	0.00%	0	0.00%	122	92.42%	122	92.42%
	Over Votes:	0	0.00%	0	0.00%	0	0.00%	0	0.00%
	Under Votes:	0	0.00%	0	0.00%	10	7.58%	10	7.58%

Precinct Report — Unofficial

PRESIDENTIAL PREFERENCE AND REGULAR PRIMARY — OFFICIAL BALLOT FOR SHELBY COUNTY — May 17, 2016

05/17/2016 07:10 PM

Total Number of Voters : 7,217 of 0 = 0.00%

Precincts Reporting 35 of 35 = 100.00%

Party	Candidate	Absentee		Early		Election		Total	
Precinct G103 (Ballots Cast: 266)									
UNITED STATES SENATOR, Vote For 1									
	James R. GOULD	0	0.00%	0	0.00%	4	4.44%	4	4.44%
	Rand PAUL	0	0.00%	0	0.00%	83	92.22%	83	92.22%
	Stephen Howard SLAUGHTER	0	0.00%	0	0.00%	3	3.33%	3	3.33%
	Cast Votes:	0	0.00%	0	0.00%	90	97.83%	90	97.83%
	Over Votes:	0	0.00%	0	0.00%	0	0.00%	0	0.00%
	Under Votes:	0	0.00%	0	0.00%	2	2.17%	2	2.17%
STATE REPRESENTATIVE 58th Representative District, Vote For 1									
	Rob ROTHENBURGER	0	0.00%	0	0.00%	66	74.16%	66	74.16%
	Kendall Gregory LAW	0	0.00%	0	0.00%	23	25.84%	23	25.84%
	Cast Votes:	0	0.00%	0	0.00%	89	96.74%	89	96.74%
	Over Votes:	0	0.00%	0	0.00%	0	0.00%	0	0.00%
	Under Votes:	0	0.00%	0	0.00%	3	3.26%	3	3.26%
CITY COUNCIL City of Shelbyville, Vote For 6									
	Brad BROWN	0	0.00%	0	0.00%	44	11.00%	44	11.00%
	Robert J. ANDRIOT	0	0.00%	0	0.00%	66	16.50%	66	16.50%
	Frank PAGE	0	0.00%	0	0.00%	58	14.50%	58	14.50%
	Jon SWINDLER	0	0.00%	0	0.00%	58	14.50%	58	14.50%
	Chris "Spud" SPAULDING	0	0.00%	0	0.00%	48	12.00%	48	12.00%
	Troy ETHINGTON	0	0.00%	0	0.00%	54	13.50%	54	13.50%
	D. Scott HARPER	0	0.00%	0	0.00%	40	10.00%	40	10.00%
	Rocky PINCIOTTI	0	0.00%	0	0.00%	32	8.00%	32	8.00%
	Cast Votes:	0	0.00%	0	0.00%	400	72.46%	400	72.46%
	Over Votes:	0	0.00%	0	0.00%	0	0.00%	0	0.00%
	Under Votes:	0	0.00%	0	0.00%	152	27.54%	152	27.54%
PRESIDENT of the UNITED STATES, Vote For 1									
	Martin J. O'MALLEY	0	0.00%	0	0.00%	0	0.00%	0	0.00%
	Bernard "Bernie" SANDERS	0	0.00%	0	0.00%	75	43.10%	75	43.10%
	Hillary CLINTON	0	0.00%	0	0.00%	92	52.87%	92	52.87%
	Roque Rocky DE LA FUENTE	0	0.00%	0	0.00%	1	0.57%	1	0.57%
	"UNCOMMITTED"	0	0.00%	0	0.00%	6	3.45%	6	3.45%
	Cast Votes:	0	0.00%	0	0.00%	174	100.00%	174	100.00%
	Over Votes:	0	0.00%	0	0.00%	0	0.00%	0	0.00%
	Under Votes:	0	0.00%	0	0.00%	0	0.00%	0	0.00%

Precinct Report — Unofficial

PRESIDENTIAL PREFERENCE AND REGULAR PRIMARY — OFFICIAL BALLOT FOR SHELBY COUNTY — May 17, 2016

05/17/2016 07:10 PM

Total Number of Voters : 7,217 of 0 = 0.00%

Precincts Reporting 35 of 35 = 100.00%

Party	Candidate	Absentee		Early		Election		Total	
Precinct G103 (Ballots Cast: 266)									
UNITED STATES SENATOR, Vote For 1									
	Ron LEACH	0	0.00%	0	0.00%	18	11.54%	18	11.54%
	Tom RECKTENWALD	0	0.00%	0	0.00%	12	7.69%	12	7.69%
	Grant T. SHORT	0	0.00%	0	0.00%	16	10.26%	16	10.26%
	Sellus WILDER	0	0.00%	0	0.00%	18	11.54%	18	11.54%
	Jim GRAY	0	0.00%	0	0.00%	84	53.85%	84	53.85%
	Rory HOULIHAN	0	0.00%	0	0.00%	5	3.21%	5	3.21%
	Jeff KENDER	0	0.00%	0	0.00%	3	1.92%	3	1.92%
	Cast Votes:	0	0.00%	0	0.00%	156	89.66%	156	89.66%
	Over Votes:	0	0.00%	0	0.00%	0	0.00%	0	0.00%
	Under Votes:	0	0.00%	0	0.00%	18	10.34%	18	10.34%

Total Number of Voters : 7,217 of 0 = 0.00%

Precincts Reporting 35 of 35 = 100.00%

Party	Candidate	Absentee		Early		Election		Total	
Precinct G104 (Ballots Cast: 164)									
UNITED STATES SENATOR, Vote For 1									
	James R. GOULD	0	0.00%	0	0.00%	4	11.43%	4	11.43%
	Rand PAUL	0	0.00%	0	0.00%	30	85.71%	30	85.71%
	Stephen Howard SLAUGHTER	0	0.00%	0	0.00%	1	2.86%	1	2.86%
	Cast Votes:	0	0.00%	0	0.00%	35	100.00%	35	100.00%
	Over Votes:	0	0.00%	0	0.00%	0	0.00%	0	0.00%
	Under Votes:	0	0.00%	0	0.00%	0	0.00%	0	0.00%
STATE REPRESENTATIVE 58th Representative District, Vote For 1									
	Rob ROTHENBURGER	0	0.00%	0	0.00%	18	51.43%	18	51.43%
	Kendall Gregory LAW	0	0.00%	0	0.00%	17	48.57%	17	48.57%
	Cast Votes:	0	0.00%	0	0.00%	35	100.00%	35	100.00%
	Over Votes:	0	0.00%	0	0.00%	0	0.00%	0	0.00%
	Under Votes:	0	0.00%	0	0.00%	0	0.00%	0	0.00%
CITY COUNCIL City of Shelbyville, Vote For 6									
	Brad BROWN	0	0.00%	0	0.00%	11	10.19%	11	10.19%
	Robert J. ANDRIOT	0	0.00%	0	0.00%	21	19.44%	21	19.44%
	Frank PAGE	0	0.00%	0	0.00%	13	12.04%	13	12.04%
	Jon SWINDLER	0	0.00%	0	0.00%	15	13.89%	15	13.89%
	Chris "Spud" SPAULDING	0	0.00%	0	0.00%	12	11.11%	12	11.11%
	Troy ETHINGTON	0	0.00%	0	0.00%	11	10.19%	11	10.19%
	D. Scott HARPER	0	0.00%	0	0.00%	17	15.74%	17	15.74%
	Rocky PINCIOTTI	0	0.00%	0	0.00%	8	7.41%	8	7.41%
	Cast Votes:	0	0.00%	0	0.00%	108	69.23%	108	69.23%
	Over Votes:	0	0.00%	0	0.00%	0	0.00%	0	0.00%
	Under Votes:	0	0.00%	0	0.00%	48	30.77%	48	30.77%
PRESIDENT of the UNITED STATES, Vote For 1									
	Martin J. O'MALLEY	0	0.00%	0	0.00%	0	0.00%	0	0.00%
	Bernard "Bernie" SANDERS	0	0.00%	0	0.00%	48	37.50%	48	37.50%
	Hillary CLINTON	0	0.00%	0	0.00%	77	60.16%	77	60.16%
	Roque Rocky DE LA FUENTE	0	0.00%	0	0.00%	1	0.78%	1	0.78%
	"UNCOMMITTED"	0	0.00%	0	0.00%	2	1.56%	2	1.56%
	Cast Votes:	0	0.00%	0	0.00%	128	99.22%	128	99.22%
	Over Votes:	0	0.00%	0	0.00%	0	0.00%	0	0.00%
	Under Votes:	0	0.00%	0	0.00%	1	0.78%	1	0.78%

Precinct Report — Unofficial

PRESIDENTIAL PREFERENCE AND REGULAR PRIMARY — OFFICIAL BALLOT FOR SHELBY COUNTY — May 17, 2016

05/17/2016 07:10 PM

Total Number of Voters : 7,217 of 0 = 0.00%

Precincts Reporting 35 of 35 = 100.00%

Party	Candidate	Absentee		Early		Election		Total	
Precinct G104 (Ballots Cast: 164)									
UNITED STATES SENATOR, Vote For 1									
	Ron LEACH	0	0.00%	0	0.00%	14	12.28%	14	12.28%
	Tom RECKTENWALD	0	0.00%	0	0.00%	5	4.39%	5	4.39%
	Grant T. SHORT	0	0.00%	0	0.00%	17	14.91%	17	14.91%
	Sellus WILDER	0	0.00%	0	0.00%	18	15.79%	18	15.79%
	Jim GRAY	0	0.00%	0	0.00%	46	40.35%	46	40.35%
	Rory HOULIHAN	0	0.00%	0	0.00%	8	7.02%	8	7.02%
	Jeff KENDER	0	0.00%	0	0.00%	6	5.26%	6	5.26%
	Cast Votes:	0	0.00%	0	0.00%	114	88.37%	114	88.37%
	Over Votes:	0	0.00%	0	0.00%	0	0.00%	0	0.00%
	Under Votes:	0	0.00%	0	0.00%	15	11.63%	15	11.63%

Primary Election

RECAPITULATION SHEET

MONTGOMERY COUNTY
6TH. CONG. DIST
May 17, 2016

PRECINCTS	number of voters	U.S. SENATOR			U.S. REP in CONGRESS 6th Cong Dist		PRESDIENT OF THE UNITED STATES					UNITED STATES SENATOR							U.S. REP IN CONGRESS 6TH Cong Dist		
		REP	REP	REP	REP	REP	DEM	DEM	DEM	DEM	DEM	DEM	DEM	DEM	DEM	DEM	DEM	DEM	DEM	DEM	DEM
		Stephen Howard SLAUGHTER	James R. GOULD	Rand PAUL	Roger Q. BRILL	Andy BARR	Martin J. O'MALLEY	Bernard "Bernie" SANDERS	Hillary CLINTON	Roque Rocky DE LA FUENTE	"UNCOMMITTED"	Grant T. SHORT	Sellus WILDER	Jim GRAY	Rory HOULIHAN	Jeff KENDER	Ron LEACH	Tom RECKTENWALD	Nancy Jo KEMPER	Michael COBLENZ	Geoffrey M. "Geoff" YOUNG
ABSENTEE	75	2	1	21	2	22	0	18	28	0	3	1	5	35	2	1	1	2	28	0	15
ABSENTEE	19	1	2	2	0	5	0	6	8	0	0	0	2	11	0	0	0	1	8	1	3
MT STERLING 1B	163	0	3	20	4	20	1	63	70	0	5	0	7	122	0	2	3	3	98	4	18
MT STERLING 2B	216	4	7	38	8	42	1	68	90	0	5	4	9	136	3	3	2	1	107	4	31
GRASSY VIEW	192	1	5	39	8	38	2	64	70	1	9	8	10	108	2	4	4	1	84	5	36
MIDLAND TRAIL	92	0	0	9	0	9	2	38	38	0	5	5	7	55	0	5	6	0	53	0	22
HOWARDS MILL	238	2	2	42	9	37	1	100	79	0	9	8	12	145	5	1	10	3	130	7	44
MT STERLING 2A	179	1	1	28	6	25	2	70	69	0	7	7	7	113	5	1	2	2	95	9	26
MT STERLING 3RD WARD	87	0	0	0	0	0	0	25	60	0	2	3	6	65	2	3	1	0	56	8	13
MT STERLING 1A	121	0	1	20	2	18	1	55	42	0	2	7	9	73	0	1	4	0	64	3	21
CAMARGO	218	3	3	41	10	40	2	94	57	2	13	10	6	125	2	3	13	1	88	9	55
JEFFERSONVILLE	246	3	3	44	5	46	3	102	74	1	14	7	16	143	0	3	7	6	104	11	58
OLD SALEM	218	2	2	29	6	28	4	89	77	0	11	24	9	128	3	3	8	3	95	17	53
BEANS 2	204	0	2	28	5	27	4	83	72	1	10	10	8	131	2	4	3	3	108	14	37
BEANS 2 E-SLATE	2	0	0	2	0	2	0	0	0	0	0	0	0	0	0	0	0	0	0	0	0
LEVEE	183	2	2	32	11	26	3	65	75	0	3	4	8	106	7	1	3	2	87	6	38
SPENCER	125	1	2	18	4	16	2	49	43	1	8	11	7	69	0	5	7	1	63	5	27
JUDY	288	2	5	69	11	65	2	94	100	1	15	10	18	159	1	3	6	1	136	11	42
BEANS 1	235	3	1	40	9	34	2	87	82	1	16	6	10	146	2	8	5	6	123	7	46
LITTLE MOUNT	241	3	0	53	3	52	4	81	82	0	16	9	8	138	1	2	11	5	110	8	47
MT STERLIING 4TH WARD	181	0	3	27	6	24	1	70	73	0	3	8	12	117	0	3	0	3	101	4	30
MT STERLING 4TH WARD E-S	1	0	0	0	0	0	0	1	0	0	0	0	0	1	0	0	0	0	1	0	0
TOTAL	3524	30	45	602	109	576	37	1322	1289	8	156	142	176	2126	37	56	96	44	1739	133	662

PRIMARY ELECTION
SIMPSON COUNTY - 1ST. CONG. DIST.
RECAPITULATION SHEET
MAY 17, 2016

	ABSENTEE 10 / 54			BARNES 0 / 319			ROUND POND 0 / 139			ROBEY 5 / 121			SOUTH SIMPSON 0 / 143			EAST DOOR 0 / 104			PUBLIC SCHOOL 0 / 253			WEST DOOR 3 / 96			ADSIT SHOP 0 / 113			NORTH SIMPSON 5 / 342			WEST SIMPSON 0 / 61		
	Mail-In	Walk-In	Total	eSlate	eScan	Total	eSlate	eScan	Total	eSlate	eScan	Total	eSlate	eScan	Total	eSlate	eScan	Total	eSlate	eScan	Total	eSlate	eScan	Total	eSlate	eScan	Total	eSlate	eScan	Total	eSlate	eScan	Total
UNITED STATES SENATOR - REP																																	
James R. GOULD	0	2	2		7	7		4	4	0	1	1		6	6		0	0		5	5	0	3	3		2	2		16	16		1	1
Rand PAUL	2	18	20		36	36		39	39	2	17	19		36	36		26	26		30	30	1	18	19		20	20		79	79		18	18
Stephen Howard SLAUGHTER	1	0	1		5	5		3	3	0	0	0		1	1		0	0		2	2	0	1	1		1	1		3	3		2	2
U.S. REP. in CONGRESS - 1st Cong. Dist. - REP																																	
Mike PAPE	1	3	4		7	7		9	9	0	2	2		6	6		3	3		12	12	0	4	4		2	2		15	15		5	5
Miles A. CAUGHEY JR.	1	0	1		1	1		1	1	0	0	0		2	2		1	1		2	2	0	1	1		0	0		1	1		2	2
Jason BATTS	0	5	5		9	9		10	10	0	4	4		4	4		10	10		12	12	0	0	0		1	1		6	6		1	1
James R. COMER	1	13	14		50	50		34	34	2	12	14		31	31		13	13		33	33	1	11	12		21	21		36	36		13	13
PRESIDENT of the UNITED STATES - DEM																																	
Martin J. O'MALLEY	0	0	0		3	3		2	2	0	2	2		2	2		1	1		3	3	0	0	0		1	1		5	5		2	2
Bernard "Bernie" SANDERS	4	13	17		73	73		46	46	2	52	54		49	49		32	32		97	97	1	37	38		36	36		98	98		19	19
Hillary CLINTON	2	15	17		56	56		49	49	1	44	45		42	42		41	41		80	80	1	36	37		46	46		93	93		13	13
Roque Rocky DE LA FUENTE	0	0	0		0	0		1	1	0	0	0		0	0		0	0		1	1	0	0	0		1	1		0	0		0	0
"UNCOMMITTED"	1	5	6		15	15		11	11	0	4	4		7	7		2	2		11	11	0	6	6		5	5		15	15		5	5
UNITED STATES SENATOR - DEM																																	
Jim GRAY	3	11	14		74	74		48	48	1	36	37		39	39		23	23		80	80	1	39	40		49	49		87	87		15	15
Rory HOULIHAN	0	0	0		1	1		7	7	0	3	3		3	3		5	5		11	11	0	4	4		3	3		4	4		0	0
Jeff KENDER	0	3	3		11	11		8	8	0	16	16		8	8		10	10		17	17	0	3	3		4	4		14	14		5	5
Ron LEACH	2	8	10		24	24		15	15	1	20	21		16	16		9	9		21	21	0	10	10		9	9		43	43		3	3
Tom RECKTENWALD	0	1	1		2	2		5	5	0	0	0		4	4		4	4		1	1	0	0	0		1	1		6	6		3	3
Grant T. SHORT	1	0	1		1	1		3	3	0	5	5		4	4		2	2		6	6	0	3	3		2	2		6	6		3	3
Sellus WILDER	1	6	7		13	13		8	8	0	10	10		12	12		11	11		15	15	0	8	8		7	7		27	27		3	3
U.S. REP. in CONGRESS - 1st Cong. Dist. - DEM																																	
Tom OSBORNE																																	
Samuel L. GASKINS																																	

RECEIVED
MAY 27 2016
State Board of Elections

PRIMARY ELECTION
SIMPSON COUNTY - 1ST. CONG. DIST.
RECAPITULATION SHEET
MAY 17, 2016

	0 PROSPECT HILL 634		634	0 HARRISTOWN 123		123	0 FAIRVIEW 146		146	GRAND TOTAL 903
	eSlate	eScan	Total	eSlate	eScan	Total	eSlate	eScan	Total	
UNITED STATES SENATOR - REP										
James R. GOULD		2	2		2	2		4	4	55
Rand PAUL		35	35		14	14		24	24	413
Stephen Howard SLAUGHTER		2	2		1	1		2	2	24
U.S. REP. in CONGRESS - 1st Cong. Dist. - REP										
Mike PAPE		9	9		4	4		13	13	95
Miles A. CAUGHEY JR.		3	3		0	0		1	1	16
Jason BATTS		1	1		2	2		3	3	66
James R. COMER		25	25		11	11		15	15	358
PRESIDENT of the UNITED STATES - DEM										
Martin J. O'MALLEY		2	2		0	0		3	3	26
Bernard "Bernie" SANDERS		36	36		44	44		56	56	486
Hillary CLINTON		38	38		104	104		47	47	308
Roque Rocky DE LA FUENTE		1	1		1	1		1	1	6
"UNCOMMITTED"		8	8		6	6		6	6	109
UNITED STATES SENATOR - DEM										
Jim GRAY		41	41		53	53		41	41	639
Rory HOULIHAN		3	3		5	5		5	5	54
Jeff KENDER		5	5		16	16		9	9	139
Ron LEACH		11	11		21	21		19	19	232
Tom RECKTENWALD		1	1		2	2		4	4	34
Grant T. SHORT		2	2		3	3		4	4	45
Sellus WILDER		5	5		7	7		13	13	116
U.S. REP. in CONGRESS - 1st Cong. Dist. - DEM										
Tom OSBORNE										
Samuel L. GASKINS										

Cumulative Report — Unofficial

PRESIDENTIAL PREFERENCE AND REGULAR PRIMARY — OFFICIAL BALLOT FOR SIMPSON COUNTY — May 17, 2016

05/17/2016 07:01 PM

Total Number of Voters : 2,094 of 0 = 0.00%

Precincts Reporting 14 of 14 = 100.00%

Party	Candidate	Absentee		Early		Election		Total	
UNITED STATES SENATOR, Vote For 1									
	James R. GOULD	0	0.00%	0	0.00%	55	10.46%	55	10.46%
	Rand PAUL	0	0.00%	0	0.00%	447	84.98%	447	84.98%
	Stephen Howard SLAUGHTER	0	0.00%	0	0.00%	24	4.56%	24	4.56%
	Cast Votes:	0	0.00%	0	0.00%	526	97.95%	526	97.95%
	Over Votes:	0	0.00%	0	0.00%	0	0.00%	0	0.00%
	Under Votes:	0	0.00%	0	0.00%	11	2.05%	11	2.05%
UNITED STATES REPRESENTATIVE in CONGRESS 1st Congressional District, Vote For 1									
	Mike PAPE	0	0.00%	0	0.00%	95	17.92%	95	17.92%
	Miles A. CAUGHEY JR.	0	0.00%	0	0.00%	16	3.02%	16	3.02%
	Jason BATTS	0	0.00%	0	0.00%	68	12.83%	68	12.83%
	James R. COMER	0	0.00%	0	0.00%	351	66.23%	351	66.23%
	Cast Votes:	0	0.00%	0	0.00%	530	98.70%	530	98.70%
	Over Votes:	0	0.00%	0	0.00%	0	0.00%	0	0.00%
	Under Votes:	0	0.00%	0	0.00%	7	1.30%	7	1.30%
PRESIDENT of the UNITED STATES, Vote For 1									
	Martin J. O'MALLEY	0	0.00%	0	0.00%	26	1.69%	26	1.69%
	Bernard "Bernie" SANDERS	0	0.00%	0	0.00%	695	45.07%	695	45.07%
	Hillary CLINTON	0	0.00%	0	0.00%	708	45.91%	708	45.91%
	Roque Rocky DE LA FUENTE	0	0.00%	0	0.00%	6	0.39%	6	0.39%
	"UNCOMMITTED"	0	0.00%	0	0.00%	107	6.94%	107	6.94%
	Cast Votes:	0	0.00%	0	0.00%	1,542	99.04%	1,542	99.04%
	Over Votes:	0	0.00%	0	0.00%	0	0.00%	0	0.00%
	Under Votes:	0	0.00%	0	0.00%	15	0.96%	15	0.96%
UNITED STATES SENATOR, Vote For 1									
	Jim GRAY	0	0.00%	0	0.00%	637	49.88%	637	49.88%
	Rory HOULIHAN	0	0.00%	0	0.00%	54	4.23%	54	4.23%
	Jeff KENDER	0	0.00%	0	0.00%	129	10.10%	129	10.10%
	Ron LEACH	0	0.00%	0	0.00%	232	18.17%	232	18.17%
	Tom RECKTENWALD	0	0.00%	0	0.00%	34	2.66%	34	2.66%
	Grant T. SHORT	0	0.00%	0	0.00%	45	3.52%	45	3.52%
	Sellus WILDER	0	0.00%	0	0.00%	146	11.43%	146	11.43%
	Cast Votes:	0	0.00%	0	0.00%	1,277	82.02%	1,277	82.02%
	Over Votes:	0	0.00%	0	0.00%	0	0.00%	0	0.00%
	Under Votes:	0	0.00%	0	0.00%	280	17.98%	280	17.98%

Precinct Report — Unofficial

PRESIDENTIAL PREFERENCE AND REGULAR PRIMARY — OFFICIAL BALLOT FOR SIMPSON COUNTY — May 17, 2016

05/17/2016 07:01 PM

Total Number of Voters : 2,094 of 0 = 0.00%

Precincts Reporting 14 of 14 = 100.00%

Party	Candidate	Absentee		Early		Election		Total	
Precinct AB (Ballots Cast: 64)									
UNITED STATES SENATOR, Vote For 1									
	James R. GOULD	0	0.00%	0	0.00%	2	8.70%	2	8.70%
	Rand PAUL	0	0.00%	0	0.00%	20	86.96%	20	86.96%
	Stephen Howard SLAUGHTER	0	0.00%	0	0.00%	1	4.35%	1	4.35%
	Cast Votes:	0	0.00%	0	0.00%	23	95.83%	23	95.83%
	Over Votes:	0	0.00%	0	0.00%	0	0.00%	0	0.00%
	Under Votes:	0	0.00%	0	0.00%	1	4.17%	1	4.17%
UNITED STATES REPRESENTATIVE in CONGRESS 1st Congressional District, Vote For 1									
	Mike PAPE	0	0.00%	0	0.00%	4	16.67%	4	16.67%
	Miles A. CAUGHEY JR.	0	0.00%	0	0.00%	1	4.17%	1	4.17%
	Jason BATTS	0	0.00%	0	0.00%	5	20.83%	5	20.83%
	James R. COMER	0	0.00%	0	0.00%	14	58.33%	14	58.33%
	Cast Votes:	0	0.00%	0	0.00%	24	100.00%	24	100.00%
	Over Votes:	0	0.00%	0	0.00%	0	0.00%	0	0.00%
	Under Votes:	0	0.00%	0	0.00%	0	0.00%	0	0.00%
PRESIDENT of the UNITED STATES, Vote For 1									
	Martin J. O'MALLEY	0	0.00%	0	0.00%	0	0.00%	0	0.00%
	Bernard "Bernie" SANDERS	0	0.00%	0	0.00%	17	42.50%	17	42.50%
	Hillary CLINTON	0	0.00%	0	0.00%	17	42.50%	17	42.50%
	Roque Rocky DE LA FUENTE	0	0.00%	0	0.00%	0	0.00%	0	0.00%
	"UNCOMMITTED"	0	0.00%	0	0.00%	6	15.00%	6	15.00%
	Cast Votes:	0	0.00%	0	0.00%	40	100.00%	40	100.00%
	Over Votes:	0	0.00%	0	0.00%	0	0.00%	0	0.00%
	Under Votes:	0	0.00%	0	0.00%	0	0.00%	0	0.00%
UNITED STATES SENATOR, Vote For 1									
	Jim GRAY	0	0.00%	0	0.00%	14	38.89%	14	38.89%
	Rory HOULIHAN	0	0.00%	0	0.00%	0	0.00%	0	0.00%
	Jeff KENDER	0	0.00%	0	0.00%	3	8.33%	3	8.33%
	Ron LEACH	0	0.00%	0	0.00%	10	27.78%	10	27.78%
	Tom RECKTENWALD	0	0.00%	0	0.00%	1	2.78%	1	2.78%
	Grant T. SHORT	0	0.00%	0	0.00%	1	2.78%	1	2.78%
	Sellus WILDER	0	0.00%	0	0.00%	7	19.44%	7	19.44%
	Cast Votes:	0	0.00%	0	0.00%	36	90.00%	36	90.00%
	Over Votes:	0	0.00%	0	0.00%	0	0.00%	0	0.00%
	Under Votes:	0	0.00%	0	0.00%	4	10.00%	4	10.00%

RECEIVED
MAY 27 2016
State Board of Elections

Precinct Report — Unofficial

PRESIDENTIAL PREFERENCE AND REGULAR PRIMARY — OFFICIAL BALLOT FOR SIMPSON COUNTY — May 17, 2016

05/17/2016 07:01 PM

Total Number of Voters : 2,094 of 0 = 0.00%

Precincts Reporting 14 of 14 = 100.00%

Party	Candidate	Absentee		Early		Election		Total	
Precinct AB (Ballots Cast: 64)									
UNITED STATES REPRESENTATIVE in CONGRESS 1st Congressional District, Vote For 1									
	Tom OSBORNE	0	0.00%	0	0.00%	24	66.67%	24	66.67%
	Samuel L. GASKINS	0	0.00%	0	0.00%	12	33.33%	12	33.33%
	Cast Votes:	0	0.00%	0	0.00%	36	90.00%	36	90.00%
	Over Votes:	0	0.00%	0	0.00%	0	0.00%	0	0.00%
	Under Votes:	0	0.00%	0	0.00%	4	10.00%	4	10.00%

Precinct Report — Unofficial

PRESIDENTIAL PREFERENCE AND REGULAR PRIMARY — OFFICIAL BALLOT FOR SIMPSON COUNTY — May 17, 2016

05/17/2016 07:01 PM

Total Number of Voters : 2,094 of 0 = 0.00%

Precincts Reporting 14 of 14 = 100.00%

Party	Candidate	Absentee		Early		Election		Total	
Precinct A101 (Ballots Cast: 219)									
UNITED STATES SENATOR, Vote For 1									
	James R. GOULD	0	0.00%	0	0.00%	7	10.29%	7	10.29%
	Rand PAUL	0	0.00%	0	0.00%	56	82.35%	56	82.35%
	Stephen Howard SLAUGHTER	0	0.00%	0	0.00%	5	7.35%	5	7.35%
	Cast Votes:	0	0.00%	0	0.00%	68	100.00%	68	100.00%
	Over Votes:	0	0.00%	0	0.00%	0	0.00%	0	0.00%
	Under Votes:	0	0.00%	0	0.00%	0	0.00%	0	0.00%
UNITED STATES REPRESENTATIVE in CONGRESS 1st Congressional District, Vote For 1									
	Mike PAPE	0	0.00%	0	0.00%	7	10.45%	7	10.45%
	Miles A. CAUGHEY JR.	0	0.00%	0	0.00%	1	1.49%	1	1.49%
	Jason BATTS	0	0.00%	0	0.00%	9	13.43%	9	13.43%
	James R. COMER	0	0.00%	0	0.00%	50	74.63%	50	74.63%
	Cast Votes:	0	0.00%	0	0.00%	67	98.53%	67	98.53%
	Over Votes:	0	0.00%	0	0.00%	0	0.00%	0	0.00%
	Under Votes:	0	0.00%	0	0.00%	1	1.47%	1	1.47%
PRESIDENT of the UNITED STATES, Vote For 1									
	Martin J. O'MALLEY	0	0.00%	0	0.00%	3	2.04%	3	2.04%
	Bernard "Bernie" SANDERS	0	0.00%	0	0.00%	73	49.66%	73	49.66%
	Hillary CLINTON	0	0.00%	0	0.00%	56	38.10%	56	38.10%
	Roque Rocky DE LA FUENTE	0	0.00%	0	0.00%	0	0.00%	0	0.00%
	"UNCOMMITTED"	0	0.00%	0	0.00%	15	10.20%	15	10.20%
	Cast Votes:	0	0.00%	0	0.00%	147	97.35%	147	97.35%
	Over Votes:	0	0.00%	0	0.00%	0	0.00%	0	0.00%
	Under Votes:	0	0.00%	0	0.00%	4	2.65%	4	2.65%
UNITED STATES SENATOR, Vote For 1									
	Jim GRAY	0	0.00%	0	0.00%	74	58.73%	74	58.73%
	Rory HOULIHAN	0	0.00%	0	0.00%	1	0.79%	1	0.79%
	Jeff KENDER	0	0.00%	0	0.00%	11	8.73%	11	8.73%
	Ron LEACH	0	0.00%	0	0.00%	24	19.05%	24	19.05%
	Tom RECKTENWALD	0	0.00%	0	0.00%	2	1.59%	2	1.59%
	Grant T. SHORT	0	0.00%	0	0.00%	1	0.79%	1	0.79%
	Sellus WILDER	0	0.00%	0	0.00%	13	10.32%	13	10.32%
	Cast Votes:	0	0.00%	0	0.00%	126	83.44%	126	83.44%
	Over Votes:	0	0.00%	0	0.00%	0	0.00%	0	0.00%
	Under Votes:	0	0.00%	0	0.00%	25	16.56%	25	16.56%

Precinct Report — Unofficial

PRESIDENTIAL PREFERENCE AND REGULAR PRIMARY — OFFICIAL BALLOT FOR SIMPSON COUNTY — May 17, 2016

05/17/2016 07:01 PM

Total Number of Voters : 2,094 of 0 = 0.00%

Precincts Reporting 14 of 14 = 100.00%

Party	Candidate	Absentee		Early		Election		Total	
Precinct A101 (Ballots Cast: 219)									
UNITED STATES REPRESENTATIVE in CONGRESS 1st Congressional District, Vote For 1									
	Tom OSBORNE	0	0.00%	0	0.00%	79	66.39%	79	66.39%
	Samuel L. GASKINS	0	0.00%	0	0.00%	40	33.61%	40	33.61%
	Cast Votes:	0	0.00%	0	0.00%	119	78.81%	119	78.81%
	Over Votes:	0	0.00%	0	0.00%	0	0.00%	0	0.00%
	Under Votes:	0	0.00%	0	0.00%	32	21.19%	32	21.19%

Precinct Report — Unofficial

PRESIDENTIAL PREFERENCE AND REGULAR PRIMARY — OFFICIAL BALLOT FOR SIMPSON COUNTY — May 17, 2016

05/17/2016 07:01 PM

Total Number of Voters : 2,094 of 0 = 0.00%

Precincts Reporting 14 of 14 = 100.00%

Party	Candidate	Absentee		Early		Election		Total	
Precinct A102 (Ballots Cast: 159)									
UNITED STATES SENATOR, Vote For 1									
	James R. GOULD	0	0.00%	0	0.00%	4	9.09%	4	9.09%
	Rand PAUL	0	0.00%	0	0.00%	37	84.09%	37	84.09%
	Stephen Howard SLAUGHTER	0	0.00%	0	0.00%	3	6.82%	3	6.82%
	Cast Votes:	0	0.00%	0	0.00%	44	97.78%	44	97.78%
	Over Votes:	0	0.00%	0	0.00%	0	0.00%	0	0.00%
	Under Votes:	0	0.00%	0	0.00%	1	2.22%	1	2.22%
UNITED STATES REPRESENTATIVE in CONGRESS 1st Congressional District, Vote For 1									
	Mike PAPE	0	0.00%	0	0.00%	9	20.45%	9	20.45%
	Miles A. CAUGHEY JR.	0	0.00%	0	0.00%	1	2.27%	1	2.27%
	Jason BATTS	0	0.00%	0	0.00%	10	22.73%	10	22.73%
	James R. COMER	0	0.00%	0	0.00%	24	54.55%	24	54.55%
	Cast Votes:	0	0.00%	0	0.00%	44	97.78%	44	97.78%
	Over Votes:	0	0.00%	0	0.00%	0	0.00%	0	0.00%
	Under Votes:	0	0.00%	0	0.00%	1	2.22%	1	2.22%
PRESIDENT of the UNITED STATES, Vote For 1									
	Martin J. O'MALLEY	0	0.00%	0	0.00%	2	1.83%	2	1.83%
	Bernard "Bernie" SANDERS	0	0.00%	0	0.00%	46	42.20%	46	42.20%
	Hillary CLINTON	0	0.00%	0	0.00%	49	44.95%	49	44.95%
	Roque Rocky DE LA FUENTE	0	0.00%	0	0.00%	1	0.92%	1	0.92%
	"UNCOMMITTED"	0	0.00%	0	0.00%	11	10.09%	11	10.09%
	Cast Votes:	0	0.00%	0	0.00%	109	95.61%	109	95.61%
	Over Votes:	0	0.00%	0	0.00%	0	0.00%	0	0.00%
	Under Votes:	0	0.00%	0	0.00%	5	4.39%	5	4.39%
UNITED STATES SENATOR, Vote For 1									
	Jim GRAY	0	0.00%	0	0.00%	48	51.06%	48	51.06%
	Rory HOULIHAN	0	0.00%	0	0.00%	7	7.45%	7	7.45%
	Jeff KENDER	0	0.00%	0	0.00%	8	8.51%	8	8.51%
	Ron LEACH	0	0.00%	0	0.00%	15	15.96%	15	15.96%
	Tom RECKTENWALD	0	0.00%	0	0.00%	5	5.32%	5	5.32%
	Grant T. SHORT	0	0.00%	0	0.00%	3	3.19%	3	3.19%
	Sellus WILDER	0	0.00%	0	0.00%	8	8.51%	8	8.51%
	Cast Votes:	0	0.00%	0	0.00%	94	82.46%	94	82.46%
	Over Votes:	0	0.00%	0	0.00%	0	0.00%	0	0.00%
	Under Votes:	0	0.00%	0	0.00%	20	17.54%	20	17.54%

Precinct Report — Unofficial

PRESIDENTIAL PREFERENCE AND REGULAR PRIMARY — OFFICIAL BALLOT FOR SIMPSON COUNTY — May 17, 2016

05/17/2016 07:01 PM

Total Number of Voters : 2,094 of 0 = 0.00%

Precincts Reporting 14 of 14 = 100.00%

Party	Candidate	Absentee		Early		Election		Total	
Precinct A102 (Ballots Cast: 159)									
UNITED STATES REPRESENTATIVE in CONGRESS 1st Congressional District, Vote For 1									
	Tom OSBORNE	0	0.00%	0	0.00%	53	58.24%	53	58.24%
	Samuel L. GASKINS	0	0.00%	0	0.00%	38	41.76%	38	41.76%
	Cast Votes:	0	0.00%	0	0.00%	91	79.82%	91	79.82%
	Over Votes:	0	0.00%	0	0.00%	0	0.00%	0	0.00%
	Under Votes:	0	0.00%	0	0.00%	23	20.18%	23	20.18%

Precinct Report — Unofficial

PRESIDENTIAL PREFERENCE AND REGULAR PRIMARY — OFFICIAL BALLOT FOR SIMPSON COUNTY — May 17, 2016

05/17/2016 07:01 PM

Total Number of Voters : 2,094 of 0 = 0.00%

Precincts Reporting 14 of 14 = 100.00%

Party	Candidate	Absentee		Early		Election		Total	
Precinct A103 (Ballots Cast: 126)									
UNITED STATES SENATOR, Vote For 1									
	James R. GOULD	0	0.00%	0	0.00%	1	5.00%	1	5.00%
	Rand PAUL	0	0.00%	0	0.00%	19	95.00%	19	95.00%
	Stephen Howard SLAUGHTER	0	0.00%	0	0.00%	0	0.00%	0	0.00%
	Cast Votes:	0	0.00%	0	0.00%	20	95.24%	20	95.24%
	Over Votes:	0	0.00%	0	0.00%	0	0.00%	0	0.00%
	Under Votes:	0	0.00%	0	0.00%	1	4.76%	1	4.76%
UNITED STATES REPRESENTATIVE in CONGRESS 1st Congressional District, Vote For 1									
	Mike PAPE	0	0.00%	0	0.00%	2	10.00%	2	10.00%
	Miles A. CAUGHEY JR.	0	0.00%	0	0.00%	0	0.00%	0	0.00%
	Jason BATTS	0	0.00%	0	0.00%	4	20.00%	4	20.00%
	James R. COMER	0	0.00%	0	0.00%	14	70.00%	14	70.00%
	Cast Votes:	0	0.00%	0	0.00%	20	95.24%	20	95.24%
	Over Votes:	0	0.00%	0	0.00%	0	0.00%	0	0.00%
	Under Votes:	0	0.00%	0	0.00%	1	4.76%	1	4.76%
PRESIDENT of the UNITED STATES, Vote For 1									
	Martin J. O'MALLEY	0	0.00%	0	0.00%	2	1.90%	2	1.90%
	Bernard "Bernie" SANDERS	0	0.00%	0	0.00%	54	51.43%	54	51.43%
	Hillary CLINTON	0	0.00%	0	0.00%	45	42.86%	45	42.86%
	Roque Rocky DE LA FUENTE	0	0.00%	0	0.00%	0	0.00%	0	0.00%
	"UNCOMMITTED"	0	0.00%	0	0.00%	4	3.81%	4	3.81%
	Cast Votes:	0	0.00%	0	0.00%	105	100.00%	105	100.00%
	Over Votes:	0	0.00%	0	0.00%	0	0.00%	0	0.00%
	Under Votes:	0	0.00%	0	0.00%	0	0.00%	0	0.00%
UNITED STATES SENATOR, Vote For 1									
	Jim GRAY	0	0.00%	0	0.00%	37	40.22%	37	40.22%
	Rory HOULIHAN	0	0.00%	0	0.00%	3	3.26%	3	3.26%
	Jeff KENDER	0	0.00%	0	0.00%	16	17.39%	16	17.39%
	Ron LEACH	0	0.00%	0	0.00%	21	22.83%	21	22.83%
	Tom RECKTENWALD	0	0.00%	0	0.00%	0	0.00%	0	0.00%
	Grant T. SHORT	0	0.00%	0	0.00%	5	5.43%	5	5.43%
	Sellus WILDER	0	0.00%	0	0.00%	10	10.87%	10	10.87%
	Cast Votes:	0	0.00%	0	0.00%	92	87.62%	92	87.62%
	Over Votes:	0	0.00%	0	0.00%	0	0.00%	0	0.00%
	Under Votes:	0	0.00%	0	0.00%	13	12.38%	13	12.38%

Precinct Report — Unofficial

PRESIDENTIAL PREFERENCE AND REGULAR PRIMARY — OFFICIAL BALLOT FOR SIMPSON COUNTY — May 17, 2016

05/17/2016 07:01 PM

Total Number of Voters : 2,094 of 0 = 0.00%

Precincts Reporting 14 of 14 = 100.00%

Party	Candidate	Absentee		Early		Election		Total	
Precinct A103 (Ballots Cast: 126)									
UNITED STATES REPRESENTATIVE in CONGRESS 1st Congressional District, Vote For 1									
	Tom OSBORNE	0	0.00%	0	0.00%	52	55.32%	52	55.32%
	Samuel L. GASKINS	0	0.00%	0	0.00%	42	44.68%	42	44.68%
	Cast Votes:	0	0.00%	0	0.00%	94	89.52%	94	89.52%
	Over Votes:	0	0.00%	0	0.00%	0	0.00%	0	0.00%
	Under Votes:	0	0.00%	0	0.00%	11	10.48%	11	10.48%

Precinct Report — Unofficial

PRESIDENTIAL PREFERENCE AND REGULAR PRIMARY — OFFICIAL BALLOT FOR SIMPSON COUNTY — May 17, 2016

05/17/2016 07:01 PM

Total Number of Voters : 2,094 of 0 = 0.00%

Precincts Reporting 14 of 14 = 100.00%

Party	Candidate	Absentee		Early		Election		Total	
Precinct B101 (Ballots Cast: 143)									
UNITED STATES SENATOR, Vote For 1									
	James R. GOULD	0	0.00%	0	0.00%	6	13.95%	6	13.95%
	Rand PAUL	0	0.00%	0	0.00%	36	83.72%	36	83.72%
	Stephen Howard SLAUGHTER	0	0.00%	0	0.00%	1	2.33%	1	2.33%
	Cast Votes:	0	0.00%	0	0.00%	43	100.00%	43	100.00%
	Over Votes:	0	0.00%	0	0.00%	0	0.00%	0	0.00%
	Under Votes:	0	0.00%	0	0.00%	0	0.00%	0	0.00%
UNITED STATES REPRESENTATIVE in CONGRESS 1st Congressional District, Vote For 1									
	Mike PAPE	0	0.00%	0	0.00%	6	13.95%	6	13.95%
	Miles A. CAUGHEY JR.	0	0.00%	0	0.00%	2	4.65%	2	4.65%
	Jason BATTS	0	0.00%	0	0.00%	4	9.30%	4	9.30%
	James R. COMER	0	0.00%	0	0.00%	31	72.09%	31	72.09%
	Cast Votes:	0	0.00%	0	0.00%	43	100.00%	43	100.00%
	Over Votes:	0	0.00%	0	0.00%	0	0.00%	0	0.00%
	Under Votes:	0	0.00%	0	0.00%	0	0.00%	0	0.00%
PRESIDENT of the UNITED STATES, Vote For 1									
	Martin J. O'MALLEY	0	0.00%	0	0.00%	2	2.00%	2	2.00%
	Bernard "Bernie" SANDERS	0	0.00%	0	0.00%	49	49.00%	49	49.00%
	Hillary CLINTON	0	0.00%	0	0.00%	42	42.00%	42	42.00%
	Roque Rocky DE LA FUENTE	0	0.00%	0	0.00%	0	0.00%	0	0.00%
	"UNCOMMITTED"	0	0.00%	0	0.00%	7	7.00%	7	7.00%
	Cast Votes:	0	0.00%	0	0.00%	100	100.00%	100	100.00%
	Over Votes:	0	0.00%	0	0.00%	0	0.00%	0	0.00%
	Under Votes:	0	0.00%	0	0.00%	0	0.00%	0	0.00%
UNITED STATES SENATOR, Vote For 1									
	Jim GRAY	0	0.00%	0	0.00%	37	44.05%	37	44.05%
	Rory HOULIHAN	0	0.00%	0	0.00%	3	3.57%	3	3.57%
	Jeff KENDER	0	0.00%	0	0.00%	8	9.52%	8	9.52%
	Ron LEACH	0	0.00%	0	0.00%	16	19.05%	16	19.05%
	Tom RECKTENWALD	0	0.00%	0	0.00%	4	4.76%	4	4.76%
	Grant T. SHORT	0	0.00%	0	0.00%	4	4.76%	4	4.76%
	Sellus WILDER	0	0.00%	0	0.00%	12	14.29%	12	14.29%
	Cast Votes:	0	0.00%	0	0.00%	84	84.00%	84	84.00%
	Over Votes:	0	0.00%	0	0.00%	0	0.00%	0	0.00%
	Under Votes:	0	0.00%	0	0.00%	16	16.00%	16	16.00%

Precinct Report — Unofficial

PRESIDENTIAL PREFERENCE AND REGULAR PRIMARY — OFFICIAL BALLOT FOR SIMPSON COUNTY — May 17, 2016

05/17/2016 07:01 PM

Total Number of Voters : 2,094 of 0 = 0.00%

Precincts Reporting 14 of 14 = 100.00%

Party	Candidate	Absentee		Early		Election		Total	
Precinct B101 (Ballots Cast: 143)									
UNITED STATES REPRESENTATIVE In CONGRESS 1st Congressional District, Vote For 1									
	Tom OSBORNE	0	0.00%	0	0.00%	24	31.17%	24	31.17%
	Samuel L. GASKINS	0	0.00%	0	0.00%	53	68.83%	53	68.83%
	Cast Votes:	0	0.00%	0	0.00%	77	77.00%	77	77.00%
	Over Votes:	0	0.00%	0	0.00%	0	0.00%	0	0.00%
	Under Votes:	0	0.00%	0	0.00%	23	23.00%	23	23.00%

Precinct Report — Unofficial

PRESIDENTIAL PREFERENCE AND REGULAR PRIMARY — OFFICIAL BALLOT FOR SIMPSON COUNTY — May 17, 2016

05/17/2016 07:01 PM

Total Number of Voters : 2,094 of 0 = 0.00%

Precincts Reporting 14 of 14 = 100.00%

Party	Candidate	Absentee		Early		Election		Total	
Precinct B102 (Ballots Cast: 104)									
UNITED STATES SENATOR, Vote For 1									
	James R. GOULD	0	0.00%	0	0.00%	0	0.00%	0	0.00%
	Rand PAUL	0	0.00%	0	0.00%	26	100.00%	26	100.00%
	Stephen Howard SLAUGHTER	0	0.00%	0	0.00%	0	0.00%	0	0.00%
	Cast Votes:	0	0.00%	0	0.00%	26	96.30%	26	96.30%
	Over Votes:	0	0.00%	0	0.00%	0	0.00%	0	0.00%
	Under Votes:	0	0.00%	0	0.00%	1	3.70%	1	3.70%
UNITED STATES REPRESENTATIVE in CONGRESS 1st Congressional District, Vote For 1									
	Mike PAPE	0	0.00%	0	0.00%	3	11.11%	3	11.11%
	Miles A. CAUGHEY JR.	0	0.00%	0	0.00%	1	3.70%	1	3.70%
	Jason BATTS	0	0.00%	0	0.00%	10	37.04%	10	37.04%
	James R. COMER	0	0.00%	0	0.00%	13	48.15%	13	48.15%
	Cast Votes:	0	0.00%	0	0.00%	27	100.00%	27	100.00%
	Over Votes:	0	0.00%	0	0.00%	0	0.00%	0	0.00%
	Under Votes:	0	0.00%	0	0.00%	0	0.00%	0	0.00%
PRESIDENT of the UNITED STATES, Vote For 1									
	Martin J. O'MALLEY	0	0.00%	0	0.00%	1	1.32%	1	1.32%
	Bernard "Bernie" SANDERS	0	0.00%	0	0.00%	32	42.11%	32	42.11%
	Hillary CLINTON	0	0.00%	0	0.00%	41	53.95%	41	53.95%
	Roque Rocky DE LA FUENTE	0	0.00%	0	0.00%	0	0.00%	0	0.00%
	"UNCOMMITTED"	0	0.00%	0	0.00%	2	2.63%	2	2.63%
	Cast Votes:	0	0.00%	0	0.00%	76	98.70%	76	98.70%
	Over Votes:	0	0.00%	0	0.00%	0	0.00%	0	0.00%
	Under Votes:	0	0.00%	0	0.00%	1	1.30%	1	1.30%
UNITED STATES SENATOR, Vote For 1									
	Jim GRAY	0	0.00%	0	0.00%	23	35.94%	23	35.94%
	Rory HOULIHAN	0	0.00%	0	0.00%	5	7.81%	5	7.81%
	Jeff KENDER	0	0.00%	0	0.00%	10	15.63%	10	15.63%
	Ron LEACH	0	0.00%	0	0.00%	9	14.06%	9	14.06%
	Tom RECKTENWALD	0	0.00%	0	0.00%	4	6.25%	4	6.25%
	Grant T. SHORT	0	0.00%	0	0.00%	2	3.13%	2	3.13%
	Sellus WILDER	0	0.00%	0	0.00%	11	17.19%	11	17.19%
	Cast Votes:	0	0.00%	0	0.00%	64	83.12%	64	83.12%
	Over Votes:	0	0.00%	0	0.00%	0	0.00%	0	0.00%
	Under Votes:	0	0.00%	0	0.00%	13	16.88%	13	16.88%

Precinct Report — Unofficial

PRESIDENTIAL PREFERENCE AND REGULAR PRIMARY — OFFICIAL BALLOT FOR SIMPSON COUNTY — May 17, 2016

05/17/2016 07:01 PM

Total Number of Voters : 2,094 of 0 = 0.00%

Precincts Reporting 14 of 14 = 100.00%

Party	Candidate	Absentee		Early		Election		Total	
Precinct B102 (Ballots Cast: 104)									
UNITED STATES REPRESENTATIVE in CONGRESS 1st Congressional District, Vote For 1									
	Tom OSBORNE	0	0.00%	0	0.00%	42	66.67%	42	66.67%
	Samuel L. GASKINS	0	0.00%	0	0.00%	21	33.33%	21	33.33%
	Cast Votes:	0	0.00%	0	0.00%	63	81.82%	63	81.82%
	Over Votes:	0	0.00%	0	0.00%	0	0.00%	0	0.00%
	Under Votes:	0	0.00%	0	0.00%	14	18.18%	14	18.18%

Precinct Report — Unofficial

PRESIDENTIAL PREFERENCE AND REGULAR PRIMARY — OFFICIAL BALLOT FOR SIMPSON COUNTY — May 17, 2016

05/17/2016 07:01 PM

Total Number of Voters : 2,094 of 0 = 0.00%

Precincts Reporting 14 of 14 = 100.00%

Party	Candidate	Absentee		Early		Election		Total	
Precinct B103 (Ballots Cast: 252)									
UNITED STATES SENATOR, Vote For 1									
	James R. GOULD	0	0.00%	0	0.00%	5	8.77%	5	8.77%
	Rand PAUL	0	0.00%	0	0.00%	50	87.72%	50	87.72%
	Stephen Howard SLAUGHTER	0	0.00%	0	0.00%	2	3.51%	2	3.51%
	Cast Votes:	0	0.00%	0	0.00%	57	98.28%	57	98.28%
	Over Votes:	0	0.00%	0	0.00%	0	0.00%	0	0.00%
	Under Votes:	0	0.00%	0	0.00%	1	1.72%	1	1.72%
UNITED STATES REPRESENTATIVE in CONGRESS 1st Congressional District, Vote For 1									
	Mike PAPE	0	0.00%	0	0.00%	12	20.69%	12	20.69%
	Miles A. CAUGHEY JR.	0	0.00%	0	0.00%	2	3.45%	2	3.45%
	Jason BATTS	0	0.00%	0	0.00%	12	20.69%	12	20.69%
	James R. COMER	0	0.00%	0	0.00%	32	55.17%	32	55.17%
	Cast Votes:	0	0.00%	0	0.00%	58	100.00%	58	100.00%
	Over Votes:	0	0.00%	0	0.00%	0	0.00%	0	0.00%
	Under Votes:	0	0.00%	0	0.00%	0	0.00%	0	0.00%
PRESIDENT of the UNITED STATES, Vote For 1									
	Martin J. O'MALLEY	0	0.00%	0	0.00%	3	1.56%	3	1.56%
	Bernard "Bernie" SANDERS	0	0.00%	0	0.00%	97	50.52%	97	50.52%
	Hillary CLINTON	0	0.00%	0	0.00%	80	41.67%	80	41.67%
	Roque Rocky DE LA FUENTE	0	0.00%	0	0.00%	1	0.52%	1	0.52%
	"UNCOMMITTED"	0	0.00%	0	0.00%	11	5.73%	11	5.73%
	Cast Votes:	0	0.00%	0	0.00%	192	98.97%	192	98.97%
	Over Votes:	0	0.00%	0	0.00%	0	0.00%	0	0.00%
	Under Votes:	0	0.00%	0	0.00%	2	1.03%	2	1.03%
UNITED STATES SENATOR, Vote For 1									
	Jim GRAY	0	0.00%	0	0.00%	80	52.98%	80	52.98%
	Rory HOULIHAN	0	0.00%	0	0.00%	11	7.28%	11	7.28%
	Jeff KENDER	0	0.00%	0	0.00%	17	11.26%	17	11.26%
	Ron LEACH	0	0.00%	0	0.00%	21	13.91%	21	13.91%
	Tom RECKTENWALD	0	0.00%	0	0.00%	1	0.66%	1	0.66%
	Grant T. SHORT	0	0.00%	0	0.00%	6	3.97%	6	3.97%
	Sellus WILDER	0	0.00%	0	0.00%	15	9.93%	15	9.93%
	Cast Votes:	0	0.00%	0	0.00%	151	77.84%	151	77.84%
	Over Votes:	0	0.00%	0	0.00%	0	0.00%	0	0.00%
	Under Votes:	0	0.00%	0	0.00%	43	22.16%	43	22.16%

Precinct Report — Unofficial

PRESIDENTIAL PREFERENCE AND REGULAR PRIMARY — OFFICIAL BALLOT FOR SIMPSON COUNTY — May 17, 2016

05/17/2016 07:01 PM

Total Number of Voters : 2,094 of 0 = 0.00%

Precincts Reporting 14 of 14 = 100.00%

Party	Candidate	Absentee		Early		Election		Total	
Precinct B103 (Ballots Cast: 252)									
UNITED STATES REPRESENTATIVE in CONGRESS 1st Congressional District, Vote For 1									
	Tom OSBORNE	0	0.00%	0	0.00%	90	65.22%	90	65.22%
	Samuel L. GASKINS	0	0.00%	0	0.00%	48	34.78%	48	34.78%
	Cast Votes:	0	0.00%	0	0.00%	138	71.13%	138	71.13%
	Over Votes:	0	0.00%	0	0.00%	0	0.00%	0	0.00%
	Under Votes:	0	0.00%	0	0.00%	56	28.87%	56	28.87%

Precinct Report — Unofficial

PRESIDENTIAL PREFERENCE AND REGULAR PRIMARY — OFFICIAL BALLOT FOR SIMPSON COUNTY — May 17, 2016

05/17/2016 07:01 PM

Total Number of Voters : 2,094 of 0 = 0.00%

Precincts Reporting 14 of 14 = 100.00%

Party	Candidate	Absentee		Early		Election		Total	
Precinct C101 (Ballots Cast: 99)									
UNITED STATES SENATOR, Vote For 1									
	James R. GOULD	0	0.00%	0	0.00%	3	17.65%	3	17.65%
	Rand PAUL	0	0.00%	0	0.00%	13	76.47%	13	76.47%
	Stephen Howard SLAUGHTER	0	0.00%	0	0.00%	1	5.88%	1	5.88%
	Cast Votes:	0	0.00%	0	0.00%	17	100.00%	17	100.00%
	Over Votes:	0	0.00%	0	0.00%	0	0.00%	0	0.00%
	Under Votes:	0	0.00%	0	0.00%	0	0.00%	0	0.00%
UNITED STATES REPRESENTATIVE in CONGRESS 1st Congressional District, Vote For 1									
	Mike PAPE	0	0.00%	0	0.00%	4	23.53%	4	23.53%
	Miles A. CAUGHEY JR.	0	0.00%	0	0.00%	1	5.88%	1	5.88%
	Jason BATTS	0	0.00%	0	0.00%	0	0.00%	0	0.00%
	James R. COMER	0	0.00%	0	0.00%	12	70.59%	12	70.59%
	Cast Votes:	0	0.00%	0	0.00%	17	100.00%	17	100.00%
	Over Votes:	0	0.00%	0	0.00%	0	0.00%	0	0.00%
	Under Votes:	0	0.00%	0	0.00%	0	0.00%	0	0.00%
PRESIDENT of the UNITED STATES, Vote For 1									
	Martin J. O'MALLEY	0	0.00%	0	0.00%	0	0.00%	0	0.00%
	Bernard "Bernie" SANDERS	0	0.00%	0	0.00%	38	46.91%	38	46.91%
	Hillary CLINTON	0	0.00%	0	0.00%	37	45.68%	37	45.68%
	Roque Rocky DE LA FUENTE	0	0.00%	0	0.00%	0	0.00%	0	0.00%
	"UNCOMMITTED"	0	0.00%	0	0.00%	6	7.41%	6	7.41%
	Cast Votes:	0	0.00%	0	0.00%	81	98.78%	81	98.78%
	Over Votes:	0	0.00%	0	0.00%	0	0.00%	0	0.00%
	Under Votes:	0	0.00%	0	0.00%	1	1.22%	1	1.22%
UNITED STATES SENATOR, Vote For 1									
	Jim GRAY	0	0.00%	0	0.00%	38	57.58%	38	57.58%
	Rory HOULIHAN	0	0.00%	0	0.00%	4	6.06%	4	6.06%
	Jeff KENDER	0	0.00%	0	0.00%	3	4.55%	3	4.55%
	Ron LEACH	0	0.00%	0	0.00%	10	15.15%	10	15.15%
	Tom RECKTENWALD	0	0.00%	0	0.00%	0	0.00%	0	0.00%
	Grant T. SHORT	0	0.00%	0	0.00%	3	4.55%	3	4.55%
	Sellus WILDER	0	0.00%	0	0.00%	8	12.12%	8	12.12%
	Cast Votes:	0	0.00%	0	0.00%	66	80.49%	66	80.49%
	Over Votes:	0	0.00%	0	0.00%	0	0.00%	0	0.00%
	Under Votes:	0	0.00%	0	0.00%	16	19.51%	16	19.51%

Precinct Report — Unofficial

PRESIDENTIAL PREFERENCE AND REGULAR PRIMARY — OFFICIAL BALLOT FOR SIMPSON COUNTY — May 17, 2016

05/17/2016 07:01 PM

Total Number of Voters : 2,094 of 0 = 0.00%

Precincts Reporting 14 of 14 = 100.00%

Party	Candidate	Absentee		Early		Election		Total	
Precinct C101 (Ballots Cast: 99)									
UNITED STATES REPRESENTATIVE in CONGRESS 1st Congressional District, Vote For 1									
	Tom OSBORNE	0	0.00%	0	0.00%	44	70.97%	44	70.97%
	Samuel L. GASKINS	0	0.00%	0	0.00%	18	29.03%	18	29.03%
	Cast Votes:	0	0.00%	0	0.00%	62	75.61%	62	75.61%
	Over Votes:	0	0.00%	0	0.00%	0	0.00%	0	0.00%
	Under Votes:	0	0.00%	0	0.00%	20	24.39%	20	24.39%

Precinct Report — Unofficial

PRESIDENTIAL PREFERENCE AND REGULAR PRIMARY — OFFICIAL BALLOT FOR SIMPSON COUNTY — May 17, 2016

05/17/2016 07:01 PM

Total Number of Voters : 2,094 of 0 = 0.00%

Precincts Reporting 14 of 14 = 100.00%

Party	Candidate	Absentee		Early		Election		Total	
Precinct C103 (Ballots Cast: 113)									
UNITED STATES SENATOR, Vote For 1									
	James R. GOULD	0	0.00%	0	0.00%	2	8.70%	2	8.70%
	Rand PAUL	0	0.00%	0	0.00%	20	86.96%	20	86.96%
	Stephen Howard SLAUGHTER	0	0.00%	0	0.00%	1	4.35%	1	4.35%
	Cast Votes:	0	0.00%	0	0.00%	23	95.83%	23	95.83%
	Over Votes:	0	0.00%	0	0.00%	0	0.00%	0	0.00%
	Under Votes:	0	0.00%	0	0.00%	1	4.17%	1	4.17%
UNITED STATES REPRESENTATIVE in CONGRESS 1st Congressional District, Vote For 1									
	Mike PAPE	0	0.00%	0	0.00%	2	8.33%	2	8.33%
	Miles A. CAUGHEY JR.	0	0.00%	0	0.00%	0	0.00%	0	0.00%
	Jason BATTS	0	0.00%	0	0.00%	1	4.17%	1	4.17%
	James R. COMER	0	0.00%	0	0.00%	21	87.50%	21	87.50%
	Cast Votes:	0	0.00%	0	0.00%	24	100.00%	24	100.00%
	Over Votes:	0	0.00%	0	0.00%	0	0.00%	0	0.00%
	Under Votes:	0	0.00%	0	0.00%	0	0.00%	0	0.00%
PRESIDENT of the UNITED STATES, Vote For 1									
	Martin J. O'MALLEY	0	0.00%	0	0.00%	1	1.12%	1	1.12%
	Bernard "Bernie" SANDERS	0	0.00%	0	0.00%	36	40.45%	36	40.45%
	Hillary CLINTON	0	0.00%	0	0.00%	46	51.69%	46	51.69%
	Roque Rocky DE LA FUENTE	0	0.00%	0	0.00%	1	1.12%	1	1.12%
	"UNCOMMITTED"	0	0.00%	0	0.00%	5	5.62%	5	5.62%
	Cast Votes:	0	0.00%	0	0.00%	89	100.00%	89	100.00%
	Over Votes:	0	0.00%	0	0.00%	0	0.00%	0	0.00%
	Under Votes:	0	0.00%	0	0.00%	0	0.00%	0	0.00%
UNITED STATES SENATOR, Vote For 1									
	Jim GRAY	0	0.00%	0	0.00%	49	65.33%	49	65.33%
	Rory HOULIHAN	0	0.00%	0	0.00%	3	4.00%	3	4.00%
	Jeff KENDER	0	0.00%	0	0.00%	4	5.33%	4	5.33%
	Ron LEACH	0	0.00%	0	0.00%	9	12.00%	9	12.00%
	Tom RECKTENWALD	0	0.00%	0	0.00%	1	1.33%	1	1.33%
	Grant T. SHORT	0	0.00%	0	0.00%	2	2.67%	2	2.67%
	Sellus WILDER	0	0.00%	0	0.00%	7	9.33%	7	9.33%
	Cast Votes:	0	0.00%	0	0.00%	75	84.27%	75	84.27%
	Over Votes:	0	0.00%	0	0.00%	0	0.00%	0	0.00%
	Under Votes:	0	0.00%	0	0.00%	14	15.73%	14	15.73%

Precinct Report — Unofficial

PRESIDENTIAL PREFERENCE AND REGULAR PRIMARY — OFFICIAL BALLOT FOR SIMPSON COUNTY — May 17, 2016

05/17/2016 07:01 PM

Total Number of Voters : 2,094 of 0 = 0.00%

Precincts Reporting 14 of 14 = 100.00%

Party	Candidate	Absentee		Early		Election		Total	
Precinct C103 (Ballots Cast: 113)									
UNITED STATES REPRESENTATIVE in CONGRESS 1st Congressional District, Vote For 1									
	Tom OSBORNE	0	0.00%	0	0.00%	47	68.12%	47	68.12%
	Samuel L. GASKINS	0	0.00%	0	0.00%	22	31.88%	22	31.88%
	Cast Votes:	0	0.00%	0	0.00%	69	77.53%	69	77.53%
	Over Votes:	0	0.00%	0	0.00%	0	0.00%	0	0.00%
	Under Votes:	0	0.00%	0	0.00%	20	22.47%	20	22.47%

Precinct Report — Unofficial

PRESIDENTIAL PREFERENCE AND REGULAR PRIMARY — OFFICIAL BALLOT FOR SIMPSON COUNTY — May 17, 2016

05/17/2016 07:01 PM

Total Number of Voters : 2,094 of 0 = 0.00%

Precincts Reporting 14 of 14 = 100.00%

Party	Candidate	Absentee		Early		Election		Total	
Precinct C104 (Ballots Cast: 312)									
UNITED STATES SENATOR, Vote For 1									
	James R. GOULD	0	0.00%	0	0.00%	16	16.33%	16	16.33%
	Rand PAUL	0	0.00%	0	0.00%	79	80.61%	79	80.61%
	Stephen Howard SLAUGHTER	0	0.00%	0	0.00%	3	3.06%	3	3.06%
	Cast Votes:	0	0.00%	0	0.00%	98	98.00%	98	98.00%
	Over Votes:	0	0.00%	0	0.00%	0	0.00%	0	0.00%
	Under Votes:	0	0.00%	0	0.00%	2	2.00%	2	2.00%
UNITED STATES REPRESENTATIVE in CONGRESS 1st Congressional District, Vote For 1									
	Mike PAPE	0	0.00%	0	0.00%	15	15.31%	15	15.31%
	Miles A. CAUGHEY JR.	0	0.00%	0	0.00%	1	1.02%	1	1.02%
	Jason BATTS	0	0.00%	0	0.00%	6	6.12%	6	6.12%
	James R. COMER	0	0.00%	0	0.00%	76	77.55%	76	77.55%
	Cast Votes:	0	0.00%	0	0.00%	98	98.00%	98	98.00%
	Over Votes:	0	0.00%	0	0.00%	0	0.00%	0	0.00%
	Under Votes:	0	0.00%	0	0.00%	2	2.00%	2	2.00%
PRESIDENT of the UNITED STATES, Vote For 1									
	Martin J. O'MALLEY	0	0.00%	0	0.00%	5	2.37%	5	2.37%
	Bernard "Bernie" SANDERS	0	0.00%	0	0.00%	98	46.45%	98	46.45%
	Hillary CLINTON	0	0.00%	0	0.00%	93	44.08%	93	44.08%
	Roque Rocky DE LA FUENTE	0	0.00%	0	0.00%	0	0.00%	0	0.00%
	"UNCOMMITTED"	0	0.00%	0	0.00%	15	7.11%	15	7.11%
	Cast Votes:	0	0.00%	0	0.00%	211	99.53%	211	99.53%
	Over Votes:	0	0.00%	0	0.00%	0	0.00%	0	0.00%
	Under Votes:	0	0.00%	0	0.00%	1	0.47%	1	0.47%
UNITED STATES SENATOR, Vote For 1									
	Jim GRAY	0	0.00%	0	0.00%	87	46.52%	87	46.52%
	Rory HOULIHAN	0	0.00%	0	0.00%	4	2.14%	4	2.14%
	Jeff KENDER	0	0.00%	0	0.00%	14	7.49%	14	7.49%
	Ron LEACH	0	0.00%	0	0.00%	43	22.99%	43	22.99%
	Tom RECKTENWALD	0	0.00%	0	0.00%	6	3.21%	6	3.21%
	Grant T. SHORT	0	0.00%	0	0.00%	6	3.21%	6	3.21%
	Sellus WILDER	0	0.00%	0	0.00%	27	14.44%	27	14.44%
	Cast Votes:	0	0.00%	0	0.00%	187	88.21%	187	88.21%
	Over Votes:	0	0.00%	0	0.00%	0	0.00%	0	0.00%
	Under Votes:	0	0.00%	0	0.00%	25	11.79%	25	11.79%

Precinct Report — Unofficial

PRESIDENTIAL PREFERENCE AND REGULAR PRIMARY — OFFICIAL BALLOT FOR SIMPSON COUNTY — May 17, 2016

05/17/2016 07:01 PM

Total Number of Voters : 2,094 of 0 = 0.00%

Precincts Reporting 14 of 14 = 100.00%

Party	Candidate	Absentee		Early		Election		Total	
Precinct C104 (Ballots Cast: 312)									
UNITED STATES REPRESENTATIVE in CONGRESS 1st Congressional District, Vote For 1									
	Tom OSBORNE	0	0.00%	0	0.00%	40	23.95%	40	23.95%
	Samuel L. GASKINS	0	0.00%	0	0.00%	127	76.05%	127	76.05%
	Cast Votes:	0	0.00%	0	0.00%	167	78.77%	167	78.77%
	Over Votes:	0	0.00%	0	0.00%	0	0.00%	0	0.00%
	Under Votes:	0	0.00%	0	0.00%	45	21.23%	45	21.23%

Precinct Report — Unofficial

PRESIDENTIAL PREFERENCE AND REGULAR PRIMARY — OFFICIAL BALLOT FOR SIMPSON COUNTY — May 17, 2016

05/17/2016 07:01 PM

Total Number of Voters : 2,094 of 0 = 0.00%

Precincts Reporting 14 of 14 = 100.00%

Party	Candidate	Absentee		Early		Election		Total	
Precinct D101 (Ballots Cast: 61)									
UNITED STATES SENATOR, Vote For 1									
	James R. GOULD	0	0.00%	0	0.00%	1	4.76%	1	4.76%
	Rand PAUL	0	0.00%	0	0.00%	18	85.71%	18	85.71%
	Stephen Howard SLAUGHTER	0	0.00%	0	0.00%	2	9.52%	2	9.52%
	Cast Votes:	0	0.00%	0	0.00%	21	100.00%	21	100.00%
	Over Votes:	0	0.00%	0	0.00%	0	0.00%	0	0.00%
	Under Votes:	0	0.00%	0	0.00%	0	0.00%	0	0.00%
UNITED STATES REPRESENTATIVE in CONGRESS 1st Congressional District, Vote For 1									
	Mike PAPE	0	0.00%	0	0.00%	5	23.81%	5	23.81%
	Miles A. CAUGHEY JR.	0	0.00%	0	0.00%	2	9.52%	2	9.52%
	Jason BATTS	0	0.00%	0	0.00%	1	4.76%	1	4.76%
	James R. COMER	0	0.00%	0	0.00%	13	61.90%	13	61.90%
	Cast Votes:	0	0.00%	0	0.00%	21	100.00%	21	100.00%
	Over Votes:	0	0.00%	0	0.00%	0	0.00%	0	0.00%
	Under Votes:	0	0.00%	0	0.00%	0	0.00%	0	0.00%
PRESIDENT of the UNITED STATES, Vote For 1									
	Martin J. O'MALLEY	0	0.00%	0	0.00%	2	5.13%	2	5.13%
	Bernard "Bernie" SANDERS	0	0.00%	0	0.00%	19	48.72%	19	48.72%
	Hillary CLINTON	0	0.00%	0	0.00%	13	33.33%	13	33.33%
	Roque Rocky DE LA FUENTE	0	0.00%	0	0.00%	0	0.00%	0	0.00%
	"UNCOMMITTED"	0	0.00%	0	0.00%	5	12.82%	5	12.82%
	Cast Votes:	0	0.00%	0	0.00%	39	97.50%	39	97.50%
	Over Votes:	0	0.00%	0	0.00%	0	0.00%	0	0.00%
	Under Votes:	0	0.00%	0	0.00%	1	2.50%	1	2.50%
UNITED STATES SENATOR, Vote For 1									
	Jim GRAY	0	0.00%	0	0.00%	15	46.88%	15	46.88%
	Rory HOULIHAN	0	0.00%	0	0.00%	0	0.00%	0	0.00%
	Jeff KENDER	0	0.00%	0	0.00%	5	15.63%	5	15.63%
	Ron LEACH	0	0.00%	0	0.00%	3	9.38%	3	9.38%
	Tom RECKTENWALD	0	0.00%	0	0.00%	3	9.38%	3	9.38%
	Grant T. SHORT	0	0.00%	0	0.00%	3	9.38%	3	9.38%
	Sellus WILDER	0	0.00%	0	0.00%	3	9.38%	3	9.38%
	Cast Votes:	0	0.00%	0	0.00%	32	80.00%	32	80.00%
	Over Votes:	0	0.00%	0	0.00%	0	0.00%	0	0.00%
	Under Votes:	0	0.00%	0	0.00%	8	20.00%	8	20.00%

Precinct Report — Unofficial

PRESIDENTIAL PREFERENCE AND REGULAR PRIMARY — OFFICIAL BALLOT FOR SIMPSON COUNTY — May 17, 2016

05/17/2016 07:01 PM

Total Number of Voters : 2,094 of 0 = 0.00%

Precincts Reporting 14 of 14 = 100.00%

Party	Candidate	Absentee		Early		Election		Total	
Precinct D101 (Ballots Cast: 61)									
UNITED STATES REPRESENTATIVE in CONGRESS 1st Congressional District, Vote For 1									
	Tom OSBORNE	0	0.00%	0	0.00%	15	51.72%	15	51.72%
	Samuel L. GASKINS	0	0.00%	0	0.00%	14	48.28%	14	48.28%
	Cast Votes:	0	0.00%	0	0.00%	29	72.50%	29	72.50%
	Over Votes:	0	0.00%	0	0.00%	0	0.00%	0	0.00%
	Under Votes:	0	0.00%	0	0.00%	11	27.50%	11	27.50%

Precinct Report — Unofficial

PRESIDENTIAL PREFERENCE AND REGULAR PRIMARY — OFFICIAL BALLOT FOR SIMPSON COUNTY — May 17, 2016

05/17/2016 07:01 PM

Total Number of Voters : 2,094 of 0 = 0.00%

Precincts Reporting 14 of 14 = 100.00%

Party	Candidate	Absentee		Early		Election		Total	
Precinct D102 (Ballots Cast: 124)									
UNITED STATES SENATOR, Vote For 1									
	James R. GOULD	0	0.00%	0	0.00%	2	5.13%	2	5.13%
	Rand PAUL	0	0.00%	0	0.00%	35	89.74%	35	89.74%
	Stephen Howard SLAUGHTER	0	0.00%	0	0.00%	2	5.13%	2	5.13%
	Cast Votes:	0	0.00%	0	0.00%	39	100.00%	39	100.00%
	Over Votes:	0	0.00%	0	0.00%	0	0.00%	0	0.00%
	Under Votes:	0	0.00%	0	0.00%	0	0.00%	0	0.00%
UNITED STATES REPRESENTATIVE in CONGRESS 1st Congressional District, Vote For 1									
	Mike PAPE	0	0.00%	0	0.00%	9	23.68%	9	23.68%
	Miles A. CAUGHEY JR.	0	0.00%	0	0.00%	3	7.89%	3	7.89%
	Jason BATTS	0	0.00%	0	0.00%	1	2.63%	1	2.63%
	James R. COMER	0	0.00%	0	0.00%	25	65.79%	25	65.79%
	Cast Votes:	0	0.00%	0	0.00%	38	97.44%	38	97.44%
	Over Votes:	0	0.00%	0	0.00%	0	0.00%	0	0.00%
	Under Votes:	0	0.00%	0	0.00%	1	2.56%	1	2.56%
PRESIDENT of the UNITED STATES, Vote For 1									
	Martin J. O'MALLEY	0	0.00%	0	0.00%	2	2.35%	2	2.35%
	Bernard "Bernie" SANDERS	0	0.00%	0	0.00%	36	42.35%	36	42.35%
	Hillary CLINTON	0	0.00%	0	0.00%	38	44.71%	38	44.71%
	Roque Rocky DE LA FUENTE	0	0.00%	0	0.00%	1	1.18%	1	1.18%
	"UNCOMMITTED"	0	0.00%	0	0.00%	8	9.41%	8	9.41%
	Cast Votes:	0	0.00%	0	0.00%	85	100.00%	85	100.00%
	Over Votes:	0	0.00%	0	0.00%	0	0.00%	0	0.00%
	Under Votes:	0	0.00%	0	0.00%	0	0.00%	0	0.00%
UNITED STATES SENATOR, Vote For 1									
	Jim GRAY	0	0.00%	0	0.00%	41	60.29%	41	60.29%
	Rory HOULIHAN	0	0.00%	0	0.00%	3	4.41%	3	4.41%
	Jeff KENDER	0	0.00%	0	0.00%	5	7.35%	5	7.35%
	Ron LEACH	0	0.00%	0	0.00%	11	16.18%	11	16.18%
	Tom RECKTENWALD	0	0.00%	0	0.00%	1	1.47%	1	1.47%
	Grant T. SHORT	0	0.00%	0	0.00%	2	2.94%	2	2.94%
	Sellus WILDER	0	0.00%	0	0.00%	5	7.35%	5	7.35%
	Cast Votes:	0	0.00%	0	0.00%	68	80.00%	68	80.00%
	Over Votes:	0	0.00%	0	0.00%	0	0.00%	0	0.00%
	Under Votes:	0	0.00%	0	0.00%	17	20.00%	17	20.00%

Precinct Report — Unofficial

PRESIDENTIAL PREFERENCE AND REGULAR PRIMARY — OFFICIAL BALLOT FOR SIMPSON COUNTY — May 17, 2016

05/17/2016 07:01 PM

Total Number of Voters : 2,094 of 0 = 0.00%

Precincts Reporting 14 of 14 = 100.00%

Party	Candidate	Absentee		Early		Election		Total	
Precinct D102 (Ballots Cast: 124)									
UNITED STATES REPRESENTATIVE in CONGRESS 1st Congressional District, Vote For 1									
	Tom OSBORNE	0	0.00%	0	0.00%	12	20.00%	12	20.00%
	Samuel L. GASKINS	0	0.00%	0	0.00%	48	80.00%	48	80.00%
	Cast Votes:	0	0.00%	0	0.00%	60	70.59%	60	70.59%
	Over Votes:	0	0.00%	0	0.00%	0	0.00%	0	0.00%
	Under Votes:	0	0.00%	0	0.00%	25	29.41%	25	29.41%

Precinct Report — Unofficial

PRESIDENTIAL PREFERENCE AND REGULAR PRIMARY — OFFICIAL BALLOT FOR SIMPSON COUNTY — May 17, 2016

05/17/2016 07:01 PM

Total Number of Voters : 2,094 of 0 = 0.00%

Precincts Reporting 14 of 14 = 100.00%

Party	Candidate	Absentee		Early		Election		Total	
Precinct D103 (Ballots Cast: 172)									
UNITED STATES SENATOR, Vote For 1									
	James R. GOULD	0	0.00%	0	0.00%	2	11.76%	2	11.76%
	Rand PAUL	0	0.00%	0	0.00%	14	82.35%	14	82.35%
	Stephen Howard SLAUGHTER	0	0.00%	0	0.00%	1	5.88%	1	5.88%
	Cast Votes:	0	0.00%	0	0.00%	17	100.00%	17	100.00%
	Over Votes:	0	0.00%	0	0.00%	0	0.00%	0	0.00%
	Under Votes:	0	0.00%	0	0.00%	0	0.00%	0	0.00%
UNITED STATES REPRESENTATIVE in CONGRESS 1st Congressional District, Vote For 1									
	Mike PAPE	0	0.00%	0	0.00%	4	23.53%	4	23.53%
	Miles A. CAUGHEY JR.	0	0.00%	0	0.00%	0	0.00%	0	0.00%
	Jason BATTS	0	0.00%	0	0.00%	2	11.76%	2	11.76%
	James R. COMER	0	0.00%	0	0.00%	11	64.71%	11	64.71%
	Cast Votes:	0	0.00%	0	0.00%	17	100.00%	17	100.00%
	Over Votes:	0	0.00%	0	0.00%	0	0.00%	0	0.00%
	Under Votes:	0	0.00%	0	0.00%	0	0.00%	0	0.00%
PRESIDENT of the UNITED STATES, Vote For 1									
	Martin J. O'MALLEY	0	0.00%	0	0.00%	0	0.00%	0	0.00%
	Bernard "Bernie" SANDERS	0	0.00%	0	0.00%	44	28.39%	44	28.39%
	Hillary CLINTON	0	0.00%	0	0.00%	104	67.10%	104	67.10%
	Roque Rocky DE LA FUENTE	0	0.00%	0	0.00%	1	0.65%	1	0.65%
	"UNCOMMITTED"	0	0.00%	0	0.00%	6	3.87%	6	3.87%
	Cast Votes:	0	0.00%	0	0.00%	155	100.00%	155	100.00%
	Over Votes:	0	0.00%	0	0.00%	0	0.00%	0	0.00%
	Under Votes:	0	0.00%	0	0.00%	0	0.00%	0	0.00%
UNITED STATES SENATOR, Vote For 1									
	Jim GRAY	0	0.00%	0	0.00%	53	49.53%	53	49.53%
	Rory HOULIHAN	0	0.00%	0	0.00%	5	4.67%	5	4.67%
	Jeff KENDER	0	0.00%	0	0.00%	16	14.95%	16	14.95%
	Ron LEACH	0	0.00%	0	0.00%	21	19.63%	21	19.63%
	Tom RECKTENWALD	0	0.00%	0	0.00%	2	1.87%	2	1.87%
	Grant T. SHORT	0	0.00%	0	0.00%	3	2.80%	3	2.80%
	Sellus WILDER	0	0.00%	0	0.00%	7	6.54%	7	6.54%
	Cast Votes:	0	0.00%	0	0.00%	107	69.03%	107	69.03%
	Over Votes:	0	0.00%	0	0.00%	0	0.00%	0	0.00%
	Under Votes:	0	0.00%	0	0.00%	48	30.97%	48	30.97%

Precinct Report — Unofficial

PRESIDENTIAL PREFERENCE AND REGULAR PRIMARY — OFFICIAL BALLOT FOR SIMPSON COUNTY — May 17, 2016

05/17/2016 07:01 PM

Total Number of Voters : 2,094 of 0 = 0.00%

Precincts Reporting 14 of 14 = 100.00%

Party	Candidate	Absentee		Early		Election		Total	
Precinct D103 (Ballots Cast: 172)									
UNITED STATES REPRESENTATIVE in CONGRESS 1st Congressional District, Vote For 1									
	Tom OSBORNE	0	0.00%	0	0.00%	60	59.41%	60	59.41%
	Samuel L. GASKINS	0	0.00%	0	0.00%	41	40.59%	41	40.59%
	Cast Votes:	0	0.00%	0	0.00%	101	65.16%	101	65.16%
	Over Votes:	0	0.00%	0	0.00%	0	0.00%	0	0.00%
	Under Votes:	0	0.00%	0	0.00%	54	34.84%	54	34.84%

Precinct Report — Unofficial

PRESIDENTIAL PREFERENCE AND REGULAR PRIMARY — OFFICIAL BALLOT FOR SIMPSON COUNTY — May 17, 2016

05/17/2016 07:01 PM

Total Number of Voters : 2,094 of 0 = 0.00%

Precincts Reporting 14 of 14 = 100.00%

Party	Candidate	Absentee		Early		Election		Total	
Precinct D104 (Ballots Cast: 146)									
UNITED STATES SENATOR, Vote For 1									
	James R. GOULD	0	0.00%	0	0.00%	4	13.33%	4	13.33%
	Rand PAUL	0	0.00%	0	0.00%	24	80.00%	24	80.00%
	Stephen Howard SLAUGHTER	0	0.00%	0	0.00%	2	6.67%	2	6.67%
	Cast Votes:	0	0.00%	0	0.00%	30	90.91%	30	90.91%
	Over Votes:	0	0.00%	0	0.00%	0	0.00%	0	0.00%
	Under Votes:	0	0.00%	0	0.00%	3	9.09%	3	9.09%
UNITED STATES REPRESENTATIVE in CONGRESS 1st Congressional District, Vote For 1									
	Mike PAPE	0	0.00%	0	0.00%	13	40.63%	13	40.63%
	Miles A. CAUGHEY JR.	0	0.00%	0	0.00%	1	3.13%	1	3.13%
	Jason BATTS	0	0.00%	0	0.00%	3	9.38%	3	9.38%
	James R. COMER	0	0.00%	0	0.00%	15	46.88%	15	46.88%
	Cast Votes:	0	0.00%	0	0.00%	32	96.97%	32	96.97%
	Over Votes:	0	0.00%	0	0.00%	0	0.00%	0	0.00%
	Under Votes:	0	0.00%	0	0.00%	1	3.03%	1	3.03%
PRESIDENT of the UNITED STATES, Vote For 1									
	Martin J. O'MALLEY	0	0.00%	0	0.00%	3	2.65%	3	2.65%
	Bernard "Bernie" SANDERS	0	0.00%	0	0.00%	56	49.56%	56	49.56%
	Hillary CLINTON	0	0.00%	0	0.00%	47	41.59%	47	41.59%
	Roque Rocky DE LA FUENTE	0	0.00%	0	0.00%	1	0.88%	1	0.88%
	"UNCOMMITTED"	0	0.00%	0	0.00%	6	5.31%	6	5.31%
	Cast Votes:	0	0.00%	0	0.00%	113	100.00%	113	100.00%
	Over Votes:	0	0.00%	0	0.00%	0	0.00%	0	0.00%
	Under Votes:	0	0.00%	0	0.00%	0	0.00%	0	0.00%
UNITED STATES SENATOR, Vote For 1									
	Jim GRAY	0	0.00%	0	0.00%	41	43.16%	41	43.16%
	Rory HOULIHAN	0	0.00%	0	0.00%	5	5.26%	5	5.26%
	Jeff KENDER	0	0.00%	0	0.00%	9	9.47%	9	9.47%
	Ron LEACH	0	0.00%	0	0.00%	19	20.00%	19	20.00%
	Tom RECKTENWALD	0	0.00%	0	0.00%	4	4.21%	4	4.21%
	Grant T. SHORT	0	0.00%	0	0.00%	4	4.21%	4	4.21%
	Sellus WILDER	0	0.00%	0	0.00%	13	13.68%	13	13.68%
	Cast Votes:	0	0.00%	0	0.00%	95	84.07%	95	84.07%
	Over Votes:	0	0.00%	0	0.00%	0	0.00%	0	0.00%
	Under Votes:	0	0.00%	0	0.00%	18	15.93%	18	15.93%

Total Number of Voters : 2,094 of 0 = 0.00%

Party	Candidate	Absentee		Early		Election		Total	
Precinct D104 (Ballots Cast: 146)									
UNITED STATES REPRESENTATIVE in CONGRESS 1st Congressional District, Vote For 1									
	Tom OSBORNE	0	0.00%	0	0.00%	52	57.14%	52	57.14%
	Samuel L. GASKINS	0	0.00%	0	0.00%	39	42.86%	39	42.86%
	Cast Votes:	0	0.00%	0	0.00%	91	80.53%	91	80.53%
	Over Votes:	0	0.00%	0	0.00%	0	0.00%	0	0.00%
	Under Votes:	0	0.00%	0	0.00%	22	19.47%	22	19.47%

PRIMARY ELECTION
SPENCER COUNTY - 2ND. CONG. DIST.
RECAPITULATION SHEET
MAY 17, 2016

	ABSENTEE				WATERFORD #3			CAMPBRANCH #5			CAMPBRANCH #2			NORTH CAMPBRANCH #9A			MOUNT EDEN #7			GRAND TOTAL
	Eslate Walk-In	Escan Walk-In	Mail-In	Total	eSlate	eScan	Total	eSlate	eScan	Total	eSlate	eScan	Total	eSlate	eScan	Total	eSlate	eScan	Total	
UNITED STATES SENATOR - REP																				
Rand PAUL	2	4	0	6	11	64	75	16	13	29	10	20	30	0	22	22	12	27	39	201
Stephen Howard SLAUGHTER	0	0	0	0	0	4	4	0	1	1	0	1	1	0	1	1	2	3	5	12
James R. GOULD	1	0	0	1	0	2	2	2	0	2	0	0	0	0	1	1	0	2	2	8
PRESIDENT of the UNITED STATES - DEM																				
Martin J. O'MALLEY	0	0	0	0	0	2	2	2	0	2	1	0	1	0	0	0	2	1	3	8
Bernard "Bernie" SANDERS	1	5	0	6	13	74	87	12	19	31	20	33	53	0	25	25	20	57	77	279
Hillary CLINTON	1	2	1	4	9	51	60	15	15	30	9	27	36	1	21	22	16	26	42	194
Roque Rocky DE LA FUENTE	0	0	0	0	0	1	1	0	0	0	1	0	1	0	0	0	0	1	1	3
"UNCOMMITTED"	0	0	0	0	2	7	9	0	3	3	2	2	4	0	2	2	2	7	9	27
UNITED STATES SENATOR - DEM																				
Rory HOULIHAN	0	0	0	0	0	8	8	1	2	3	3	3	6	0	2	2	4	2	6	25
Jeff KENDER	0	0	0	0	7	5	12	4	2	6	2	4	6	0	3	3	2	4	6	33
Ron LEACH	0	0	0	0	3	16	19	0	5	5	5	7	12	0	4	4	2	13	15	55
Tom RECKTENWALD	0	0	0	0	3	12	15	3	4	7	2	1	3	0	1	1	6	3	9	35
Grant T. SHORT	1	1	0	2	1	7	8	1	0	1	2	2	4	0	0	0	0	3	3	18
Sellus WILDER	0	1	0	1	1	12	13	2	1	3	1	10	11	0	3	3	3	7	10	41
Jim GRAY	1	5	1	7	8	60	68	15	18	33	15	31	46	1	26	27	18	53	71	252

RECEIVED
MAY 24 2016
State Board of Elections

PRIMARY ELECTION
SPENCER COUNTY - 4TH. CONG. DIST.
RECAPITULATION SHEET
MAY 17, 2016

	ABSENTEE				TAYLORSVILLE #1			WATERFORD #10			ELK CREEK #4			ELK CREEK #8			NORTH CAMPBRANCH #9B			NORTH CAMPBRANCH #9C			NORTH CAMPBRANCH #9D			LITTLE MOUNT #6			NORMANDY #11			GRAND TOTAL
	Eslate Walk-In	Escan Walk-In	Mail-In	Total	eSlate	eScan	Total	eSlate	eScan	Total	eSlate	eScan	Total	eSlate	eScan	Total	eSlate	eScan	Total	eSlate	eScan	Total	eSlate	eScan	Total	eSlate	eScan	Total	eSlate	eScan	Total	
UNITED STATES SENATOR - REP																															
James R. GOULD	0	4	0	4	1	2	3	0	2	2	0	3	3	0	10	10	0	0	0	0	1	1	0	0	0	2	1	3	0	1	1	27
Rand PAUL	3	14	0	17	30	101	131	7	80	87	2	84	86	0	114	114	0	14	14	0	21	21	0	4	4	21	37	58	7	34	41	573
Stephen Howard SLAUGHTER	0	1	0	1	2	2	4	1	2	3	0	1	1	0	4	4	0	2	2	0	0	0	0	0	0	0	1	1	1	2	3	19
PRESIDENT of the UNITED STATES - DEM																															
Martin J. O'MALLEY	0	0	2	2	3	3	6	0	0	0	0	2	2	0	1	1	0	0	0	0	1	1	0	0	0	2	0	2	0	0	0	14
Bernard "Bernie" SANDERS	1	3	0	4	38	85	123	3	53	56	0	77	77	2	94	96	0	14	14	0	48	48	0	0	0	21	39	60	20	29	49	527
Hillary CLINTON	3	6	5	14	30	108	138	4	50	54	1	62	63	0	80	80	1	12	13	0	34	34	0	0	0	16	36	52	14	17	31	479
Roque Rocky DE LA FUENTE	0	0	0	0	1	0	1	0	1	1	0	0	0	0	1	1	0	0	0	0	1	1	0	0	0	0	0	0	0	0	0	4
"UNCOMMITTED"	1	1	0	2	1	9	10	1	4	5	1	5	6	1	2	3	0	2	2	0	6	6	0	1	1	2	0	2	1	2	3	40
UNITED STATES SENATOR - DEM																															
Ron LEACH	0	1	0	1	9	15	24	3	7	10	0	17	17	0	12	12	0	0	0	0	7	7	0	0	0	1	7	8	2	2	4	83
Tom RECKTENWALD	3	2	1	6	7	17	24	1	13	14	0	14	14	0	16	16	0	4	4	0	12	12	0	0	0	5	5	10	7	3	10	110
Grant T. SHORT	0	0	0	0	6	4	10	2	2	4	0	6	6	1	7	8	0	2	2	0	3	3	0	0	0	3	5	8	0	1	1	42
Sellus WILDER	0	0	1	1	11	22	33	0	8	8	0	14	14	0	30	30	0	1	1	0	7	7	0	0	0	4	7	11	1	4	5	110
Jim GRAY	2	5	5	12	29	109	138	1	59	60	2	71	73	0	85	85	1	18	19	0	40	40	0	0	0	20	37	57	16	30	46	530
Rory HOULIHAN	0	0	0	0	2	6	8	0	4	4	0	4	4	1	6	7	0	1	1	0	0	0	0	0	0	2	2	4	0	1	1	29
Jeff KENDER	0	0	0	0	0	8	8	1	2	3	0	7	7	0	5	5	0	0	0	0	4	4	0	1	1	2	1	3	4	2	6	37

RECEIVED
MAY 24 2016
State Board of Elections

Precinct Report — Unofficial

PRESIDENTIAL PREFERENCE AND REGULAR PRIMARY — OFFICIAL BALLOT FOR TAYLOR COUNTY — May 17, 2016

05/17/2016 07:07 PM

Total Number of Voters : 3,853 of 0 = 0.00%

Precincts Reporting 21 of 21 = 100.00%

Party	Candidate	Absentee		Early		Election		Total	
Precinct AB (Ballots Cast: 105)									
UNITED STATES SENATOR, Vote For 1									
	James R. GOULD	0	0.00%	0	0.00%	8	15.38%	8	15.38%
	Rand PAUL	0	0.00%	0	0.00%	43	82.69%	43	82.69%
	Stephen Howard SLAUGHTER	0	0.00%	0	0.00%	1	1.92%	1	1.92%
	Cast Votes:	0	0.00%	0	0.00%	52	92.86%	52	92.86%
	Over Votes:	0	0.00%	0	0.00%	0	0.00%	0	0.00%
	Under Votes:	0	0.00%	0	0.00%	4	7.14%	4	7.14%
UNITED STATES REPRESENTATIVE in CONGRESS 1st Congressional District, Vote For 1									
	Mike PAPE	0	0.00%	0	0.00%	2	3.57%	2	3.57%
	Miles A. CAUGHEY JR.	0	0.00%	0	0.00%	2	3.57%	2	3.57%
	Jason BATTS	0	0.00%	0	0.00%	2	3.57%	2	3.57%
	James R. COMER	0	0.00%	0	0.00%	50	89.29%	50	89.29%
	Cast Votes:	0	0.00%	0	0.00%	56	100.00%	56	100.00%
	Over Votes:	0	0.00%	0	0.00%	0	0.00%	0	0.00%
	Under Votes:	0	0.00%	0	0.00%	0	0.00%	0	0.00%
PRESIDENT of the UNITED STATES, Vote For 1									
	Martin J. O'MALLEY	0	0.00%	0	0.00%	2	4.08%	2	4.08%
	Bernard "Bernie" SANDERS	0	0.00%	0	0.00%	16	32.65%	16	32.65%
	Hillary CLINTON	0	0.00%	0	0.00%	29	59.18%	29	59.18%
	Roque Rocky DE LA FUENTE	0	0.00%	0	0.00%	0	0.00%	0	0.00%
	"UNCOMMITTED"	0	0.00%	0	0.00%	2	4.08%	2	4.08%
	Cast Votes:	0	0.00%	0	0.00%	49	100.00%	49	100.00%
	Over Votes:	0	0.00%	0	0.00%	0	0.00%	0	0.00%
	Under Votes:	0	0.00%	0	0.00%	0	0.00%	0	0.00%
UNITED STATES SENATOR, Vote For 1									
	Jim GRAY	0	0.00%	0	0.00%	26	63.41%	26	63.41%
	Rory HOULIHAN	0	0.00%	0	0.00%	0	0.00%	0	0.00%
	Jeff KENDER	0	0.00%	0	0.00%	2	4.88%	2	4.88%
	Ron LEACH	0	0.00%	0	0.00%	9	21.95%	9	21.95%
	Tom RECKTENWALD	0	0.00%	0	0.00%	0	0.00%	0	0.00%
	Grant T. SHORT	0	0.00%	0	0.00%	2	4.88%	2	4.88%
	Sellus WILDER	0	0.00%	0	0.00%	2	4.88%	2	4.88%
	Cast Votes:	0	0.00%	0	0.00%	41	83.67%	41	83.67%
	Over Votes:	0	0.00%	0	0.00%	0	0.00%	0	0.00%
	Under Votes:	0	0.00%	0	0.00%	8	16.33%	8	16.33%

RECEIVED
MAY 27 2016
State Board of Elections

Precinct Report — Unofficial

PRESIDENTIAL PREFERENCE AND REGULAR PRIMARY — OFFICIAL BALLOT FOR TAYLOR COUNTY — May 17, 2016

05/17/2016 07:07 PM

Total Number of Voters : 3,853 of 0 = 0.00%

Precincts Reporting 21 of 21 = 100.00%

Party	Candidate	Absentee		Early		Election		Total	
Precinct A101 (Ballots Cast: 111)									
UNITED STATES SENATOR, Vote For 1									
	James R. GOULD	0	0.00%	0	0.00%	7	12.73%	7	12.73%
	Rand PAUL	0	0.00%	0	0.00%	47	85.45%	47	85.45%
	Stephen Howard SLAUGHTER	0	0.00%	0	0.00%	1	1.82%	1	1.82%
	Cast Votes:	0	0.00%	0	0.00%	55	98.21%	55	98.21%
	Over Votes:	0	0.00%	0	0.00%	0	0.00%	0	0.00%
	Under Votes:	0	0.00%	0	0.00%	1	1.79%	1	1.79%
UNITED STATES REPRESENTATIVE in CONGRESS 1st Congressional District, Vote For 1									
	Mike PAPE	0	0.00%	0	0.00%	2	3.64%	2	3.64%
	Miles A. CAUGHEY JR.	0	0.00%	0	0.00%	0	0.00%	0	0.00%
	Jason BATTS	0	0.00%	0	0.00%	3	5.45%	3	5.45%
	James R. COMER	0	0.00%	0	0.00%	50	90.91%	50	90.91%
	Cast Votes:	0	0.00%	0	0.00%	55	98.21%	55	98.21%
	Over Votes:	0	0.00%	0	0.00%	0	0.00%	0	0.00%
	Under Votes:	0	0.00%	0	0.00%	1	1.79%	1	1.79%
PRESIDENT of the UNITED STATES, Vote For 1									
	Martin J. O'MALLEY	0	0.00%	0	0.00%	0	0.00%	0	0.00%
	Bernard "Bernie" SANDERS	0	0.00%	0	0.00%	30	54.55%	30	54.55%
	Hillary CLINTON	0	0.00%	0	0.00%	23	41.82%	23	41.82%
	Roque Rocky DE LA FUENTE	0	0.00%	0	0.00%	0	0.00%	0	0.00%
	"UNCOMMITTED"	0	0.00%	0	0.00%	2	3.64%	2	3.64%
	Cast Votes:	0	0.00%	0	0.00%	55	100.00%	55	100.00%
	Over Votes:	0	0.00%	0	0.00%	0	0.00%	0	0.00%
	Under Votes:	0	0.00%	0	0.00%	0	0.00%	0	0.00%
UNITED STATES SENATOR, Vote For 1									
	Jim GRAY	0	0.00%	0	0.00%	36	76.60%	36	76.60%
	Rory HOULIHAN	0	0.00%	0	0.00%	0	0.00%	0	0.00%
	Jeff KENDER	0	0.00%	0	0.00%	3	6.38%	3	6.38%
	Ron LEACH	0	0.00%	0	0.00%	5	10.64%	5	10.64%
	Tom RECKTENWALD	0	0.00%	0	0.00%	0	0.00%	0	0.00%
	Grant T. SHORT	0	0.00%	0	0.00%	1	2.13%	1	2.13%
	Sellus WILDER	0	0.00%	0	0.00%	2	4.26%	2	4.26%
	Cast Votes:	0	0.00%	0	0.00%	47	85.45%	47	85.45%
	Over Votes:	0	0.00%	0	0.00%	0	0.00%	0	0.00%
	Under Votes:	0	0.00%	0	0.00%	8	14.55%	8	14.55%

Precinct Report — Unofficial

PRESIDENTIAL PREFERENCE AND REGULAR PRIMARY — OFFICIAL BALLOT FOR TAYLOR COUNTY — May 17, 2016

05/17/2016 07:07 PM

Total Number of Voters : 3,853 of 0 = 0.00%

Precincts Reporting 21 of 21 = 100.00%

Party	Candidate	Absentee		Early		Election		Total	
Precinct AB (Ballots Cast: 105)									
UNITED STATES REPRESENTATIVE in CONGRESS 1st Congressional District, Vote For 1									
	Tom OSBORNE	0	0.00%	0	0.00%	21	60.00%	21	60.00%
	Samuel L. GASKINS	0	0.00%	0	0.00%	14	40.00%	14	40.00%
	Cast Votes:	0	0.00%	0	0.00%	35	71.43%	35	71.43%
	Over Votes:	0	0.00%	0	0.00%	0	0.00%	0	0.00%
	Under Votes:	0	0.00%	0	0.00%	14	28.57%	14	28.57%

Precinct Report — Unofficial

PRESIDENTIAL PREFERENCE AND REGULAR PRIMARY — OFFICIAL BALLOT FOR TAYLOR COUNTY — May 17, 2016

05/17/2016 07:07 PM

Total Number of Voters : 3,853 of 0 = 0.00%

Precincts Reporting 21 of 21 = 100.00%

Party	Candidate	Absentee		Early		Election		Total	
Precinct A101 (Ballots Cast: 111)									
UNITED STATES REPRESENTATIVE in CONGRESS 1st Congressional District, Vote For 1									
	Tom OSBORNE	0	0.00%	0	0.00%	29	67.44%	29	67.44%
	Samuel L. GASKINS	0	0.00%	0	0.00%	14	32.56%	14	32.56%
	Cast Votes:	0	0.00%	0	0.00%	43	78.18%	43	78.18%
	Over Votes:	0	0.00%	0	0.00%	0	0.00%	0	0.00%
	Under Votes:	0	0.00%	0	0.00%	12	21.82%	12	21.82%

Precinct Report — Unofficial

PRESIDENTIAL PREFERENCE AND REGULAR PRIMARY — OFFICIAL BALLOT FOR TAYLOR COUNTY — May 17, 2016

05/17/2016 07:07 PM

Total Number of Voters : 3,853 of 0 = 0.00%

Precincts Reporting 21 of 21 = 100.00%

Party	Candidate	Absentee		Early		Election		Total	
Precinct A102 (Ballots Cast: 169)									
UNITED STATES SENATOR, Vote For 1									
	James R. GOULD	0	0.00%	0	0.00%	19	22.89%	19	22.89%
	Rand PAUL	0	0.00%	0	0.00%	62	74.70%	62	74.70%
	Stephen Howard SLAUGHTER	0	0.00%	0	0.00%	2	2.41%	2	2.41%
	Cast Votes:	0	0.00%	0	0.00%	83	98.81%	83	98.81%
	Over Votes:	0	0.00%	0	0.00%	0	0.00%	0	0.00%
	Under Votes:	0	0.00%	0	0.00%	1	1.19%	1	1.19%
UNITED STATES REPRESENTATIVE in CONGRESS 1st Congressional District, Vote For 1									
	Mike PAPE	0	0.00%	0	0.00%	5	5.95%	5	5.95%
	Miles A. CAUGHEY JR.	0	0.00%	0	0.00%	1	1.19%	1	1.19%
	Jason BATTS	0	0.00%	0	0.00%	5	5.95%	5	5.95%
	James R. COMER	0	0.00%	0	0.00%	73	86.90%	73	86.90%
	Cast Votes:	0	0.00%	0	0.00%	84	100.00%	84	100.00%
	Over Votes:	0	0.00%	0	0.00%	0	0.00%	0	0.00%
	Under Votes:	0	0.00%	0	0.00%	0	0.00%	0	0.00%
PRESIDENT of the UNITED STATES, Vote For 1									
	Martin J. O'MALLEY	0	0.00%	0	0.00%	1	1.19%	1	1.19%
	Bernard "Bernie" SANDERS	0	0.00%	0	0.00%	42	50.00%	42	50.00%
	Hillary CLINTON	0	0.00%	0	0.00%	38	45.24%	38	45.24%
	Roque Rocky DE LA FUENTE	0	0.00%	0	0.00%	0	0.00%	0	0.00%
	"UNCOMMITTED"	0	0.00%	0	0.00%	3	3.57%	3	3.57%
	Cast Votes:	0	0.00%	0	0.00%	84	98.82%	84	98.82%
	Over Votes:	0	0.00%	0	0.00%	0	0.00%	0	0.00%
	Under Votes:	0	0.00%	0	0.00%	1	1.18%	1	1.18%
UNITED STATES SENATOR, Vote For 1									
	Jim GRAY	0	0.00%	0	0.00%	54	72.00%	54	72.00%
	Rory HOULIHAN	0	0.00%	0	0.00%	2	2.67%	2	2.67%
	Jeff KENDER	0	0.00%	0	0.00%	3	4.00%	3	4.00%
	Ron LEACH	0	0.00%	0	0.00%	5	6.67%	5	6.67%
	Tom RECKTENWALD	0	0.00%	0	0.00%	3	4.00%	3	4.00%
	Grant T. SHORT	0	0.00%	0	0.00%	2	2.67%	2	2.67%
	Sellus WILDER	0	0.00%	0	0.00%	6	8.00%	6	8.00%
	Cast Votes:	0	0.00%	0	0.00%	75	88.24%	75	88.24%
	Over Votes:	0	0.00%	0	0.00%	0	0.00%	0	0.00%
	Under Votes:	0	0.00%	0	0.00%	10	11.76%	10	11.76%

Precinct Report — Unofficial

PRESIDENTIAL PREFERENCE AND REGULAR PRIMARY — OFFICIAL BALLOT FOR TAYLOR COUNTY — May 17, 2016

05/17/2016 07:07 PM

Total Number of Voters : 3,853 of 0 = 0.00%

Precincts Reporting 21 of 21 = 100.00%

Party	Candidate	Absentee		Early		Election		Total	
Precinct A102 (Ballots Cast: 169)									
UNITED STATES REPRESENTATIVE in CONGRESS 1st Congressional District, Vote For 1									
	Tom OSBORNE	0	0.00%	0	0.00%	41	61.19%	41	61.19%
	Samuel L. GASKINS	0	0.00%	0	0.00%	26	38.81%	26	38.81%
	Cast Votes:	0	0.00%	0	0.00%	67	78.82%	67	78.82%
	Over Votes:	0	0.00%	0	0.00%	0	0.00%	0	0.00%
	Under Votes:	0	0.00%	0	0.00%	18	21.18%	18	21.18%

Precinct Report — Unofficial

PRESIDENTIAL PREFERENCE AND REGULAR PRIMARY — OFFICIAL BALLOT FOR TAYLOR COUNTY — May 17, 2016

05/17/2016 07:07 PM

Total Number of Voters : 3,853 of 0 = 0.00%

Precincts Reporting 21 of 21 = 100.00%

Party	Candidate	Absentee		Early		Election		Total	
Precinct A104 (Ballots Cast: 362)									
UNITED STATES SENATOR, Vote For 1									
	James R. GOULD	0	0.00%	0	0.00%	17	8.59%	17	8.59%
	Rand PAUL	0	0.00%	0	0.00%	173	87.37%	173	87.37%
	Stephen Howard SLAUGHTER	0	0.00%	0	0.00%	8	4.04%	8	4.04%
	Cast Votes:	0	0.00%	0	0.00%	198	99.00%	198	99.00%
	Over Votes:	0	0.00%	0	0.00%	0	0.00%	0	0.00%
	Under Votes:	0	0.00%	0	0.00%	2	1.00%	2	1.00%
UNITED STATES REPRESENTATIVE in CONGRESS 1st Congressional District, Vote For 1									
	Mike PAPE	0	0.00%	0	0.00%	13	6.60%	13	6.60%
	Miles A. CAUGHEY JR.	0	0.00%	0	0.00%	4	2.03%	4	2.03%
	Jason BATTS	0	0.00%	0	0.00%	13	6.60%	13	6.60%
	James R. COMER	0	0.00%	0	0.00%	167	84.77%	167	84.77%
	Cast Votes:	0	0.00%	0	0.00%	197	98.50%	197	98.50%
	Over Votes:	0	0.00%	0	0.00%	0	0.00%	0	0.00%
	Under Votes:	0	0.00%	0	0.00%	3	1.50%	3	1.50%
PRESIDENT of the UNITED STATES, Vote For 1									
	Martin J. O'MALLEY	0	0.00%	0	0.00%	2	1.25%	2	1.25%
	Bernard "Bernie" SANDERS	0	0.00%	0	0.00%	70	43.75%	70	43.75%
	Hillary CLINTON	0	0.00%	0	0.00%	82	51.25%	82	51.25%
	Roque Rocky DE LA FUENTE	0	0.00%	0	0.00%	1	0.63%	1	0.63%
	"UNCOMMITTED"	0	0.00%	0	0.00%	5	3.13%	5	3.13%
	Cast Votes:	0	0.00%	0	0.00%	160	98.77%	160	98.77%
	Over Votes:	0	0.00%	0	0.00%	0	0.00%	0	0.00%
	Under Votes:	0	0.00%	0	0.00%	2	1.23%	2	1.23%
UNITED STATES SENATOR, Vote For 1									
	Jim GRAY	0	0.00%	0	0.00%	92	62.59%	92	62.59%
	Rory HOULIHAN	0	0.00%	0	0.00%	8	5.44%	8	5.44%
	Jeff KENDER	0	0.00%	0	0.00%	8	5.44%	8	5.44%
	Ron LEACH	0	0.00%	0	0.00%	20	13.61%	20	13.61%
	Tom RECKTENWALD	0	0.00%	0	0.00%	2	1.36%	2	1.36%
	Grant T. SHORT	0	0.00%	0	0.00%	7	4.76%	7	4.76%
	Sellus WILDER	0	0.00%	0	0.00%	10	6.80%	10	6.80%
	Cast Votes:	0	0.00%	0	0.00%	147	90.74%	147	90.74%
	Over Votes:	0	0.00%	0	0.00%	0	0.00%	0	0.00%
	Under Votes:	0	0.00%	0	0.00%	15	9.26%	15	9.26%

Precinct Report — Unofficial

PRESIDENTIAL PREFERENCE AND REGULAR PRIMARY — OFFICIAL BALLOT FOR TAYLOR COUNTY — May 17, 2016

05/17/2016 07:07 PM

Total Number of Voters : 3,853 of 0 = 0.00%

Precincts Reporting 21 of 21 = 100.00%

Party	Candidate	Absentee		Early		Election		Total	
Precinct A104 (Ballots Cast: 362)									
UNITED STATES REPRESENTATIVE in CONGRESS 1st Congressional District, Vote For 1									
	Tom OSBORNE	0	0.00%	0	0.00%	86	63.24%	86	63.24%
	Samuel L. GASKINS	0	0.00%	0	0.00%	50	36.76%	50	36.76%
	Cast Votes:	0	0.00%	0	0.00%	136	83.95%	136	83.95%
	Over Votes:	0	0.00%	0	0.00%	0	0.00%	0	0.00%
	Under Votes:	0	0.00%	0	0.00%	26	16.05%	26	16.05%

Precinct Report — Unofficial

PRESIDENTIAL PREFERENCE AND REGULAR PRIMARY — OFFICIAL BALLOT FOR TAYLOR COUNTY — May 17, 2016

05/17/2016 07:07 PM

Total Number of Voters : 3,853 of 0 = 0.00%

Precincts Reporting 21 of 21 = 100.00%

Party	Candidate	Absentee		Early		Election		Total	
Precinct B101 (Ballots Cast: 180)									
UNITED STATES SENATOR, Vote For 1									
	James R. GOULD	0	0.00%	0	0.00%	15	17.05%	15	17.05%
	Rand PAUL	0	0.00%	0	0.00%	71	80.68%	71	80.68%
	Stephen Howard SLAUGHTER	0	0.00%	0	0.00%	2	2.27%	2	2.27%
	Cast Votes:	0	0.00%	0	0.00%	88	100.00%	88	100.00%
	Over Votes:	0	0.00%	0	0.00%	0	0.00%	0	0.00%
	Under Votes:	0	0.00%	0	0.00%	0	0.00%	0	0.00%
UNITED STATES REPRESENTATIVE in CONGRESS 1st Congressional District, Vote For 1									
	Mike PAPE	0	0.00%	0	0.00%	3	3.53%	3	3.53%
	Miles A. CAUGHEY JR.	0	0.00%	0	0.00%	2	2.35%	2	2.35%
	Jason BATTS	0	0.00%	0	0.00%	8	9.41%	8	9.41%
	James R. COMER	0	0.00%	0	0.00%	72	84.71%	72	84.71%
	Cast Votes:	0	0.00%	0	0.00%	85	96.59%	85	96.59%
	Over Votes:	0	0.00%	0	0.00%	0	0.00%	0	0.00%
	Under Votes:	0	0.00%	0	0.00%	3	3.41%	3	3.41%
PRESIDENT of the UNITED STATES, Vote For 1									
	Martin J. O'MALLEY	0	0.00%	0	0.00%	0	0.00%	0	0.00%
	Bernard "Bernie" SANDERS	0	0.00%	0	0.00%	45	48.91%	45	48.91%
	Hillary CLINTON	0	0.00%	0	0.00%	42	45.65%	42	45.65%
	Roque Rocky DE LA FUENTE	0	0.00%	0	0.00%	0	0.00%	0	0.00%
	"UNCOMMITTED"	0	0.00%	0	0.00%	5	5.43%	5	5.43%
	Cast Votes:	0	0.00%	0	0.00%	92	100.00%	92	100.00%
	Over Votes:	0	0.00%	0	0.00%	0	0.00%	0	0.00%
	Under Votes:	0	0.00%	0	0.00%	0	0.00%	0	0.00%
UNITED STATES SENATOR, Vote For 1									
	Jim GRAY	0	0.00%	0	0.00%	57	70.37%	57	70.37%
	Rory HOULIHAN	0	0.00%	0	0.00%	3	3.70%	3	3.70%
	Jeff KENDER	0	0.00%	0	0.00%	3	3.70%	3	3.70%
	Ron LEACH	0	0.00%	0	0.00%	8	9.88%	8	9.88%
	Tom RECKTENWALD	0	0.00%	0	0.00%	2	2.47%	2	2.47%
	Grant T. SHORT	0	0.00%	0	0.00%	7	8.64%	7	8.64%
	Sellus WILDER	0	0.00%	0	0.00%	1	1.23%	1	1.23%
	Cast Votes:	0	0.00%	0	0.00%	81	88.04%	81	88.04%
	Over Votes:	0	0.00%	0	0.00%	0	0.00%	0	0.00%
	Under Votes:	0	0.00%	0	0.00%	11	11.96%	11	11.96%

Precinct Report — Unofficial

PRESIDENTIAL PREFERENCE AND REGULAR PRIMARY — OFFICIAL BALLOT FOR TAYLOR COUNTY — May 17, 2016

05/17/2016 07:07 PM

Total Number of Voters : 3,853 of 0 = 0.00%

Precincts Reporting 21 of 21 = 100.00%

Party	Candidate	Absentee		Early		Election		Total	
Precinct B101 (Ballots Cast: 180)									
UNITED STATES REPRESENTATIVE in CONGRESS 1st Congressional District, Vote For 1									
	Tom OSBORNE	0	0.00%	0	0.00%	45	58.44%	45	58.44%
	Samuel L. GASKINS	0	0.00%	0	0.00%	32	41.56%	32	41.56%
	Cast Votes:	0	0.00%	0	0.00%	77	83.70%	77	83.70%
	Over Votes:	0	0.00%	0	0.00%	0	0.00%	0	0.00%
	Under Votes:	0	0.00%	0	0.00%	15	16.30%	15	16.30%

Total Number of Voters : 3,853 of 0 = 0.00%

Precincts Reporting 21 of 21 = 100.00%

Party	Candidate	Absentee		Early		Election		Total	
Precinct B102 (Ballots Cast: 223)									
UNITED STATES SENATOR, Vote For 1									
	James R. GOULD	0	0.00%	0	0.00%	11	11.34%	11	11.34%
	Rand PAUL	0	0.00%	0	0.00%	81	83.51%	81	83.51%
	Stephen Howard SLAUGHTER	0	0.00%	0	0.00%	5	5.15%	5	5.15%
	Cast Votes:	0	0.00%	0	0.00%	97	95.10%	97	95.10%
	Over Votes:	0	0.00%	0	0.00%	0	0.00%	0	0.00%
	Under Votes:	0	0.00%	0	0.00%	5	4.90%	5	4.90%
UNITED STATES REPRESENTATIVE in CONGRESS 1st Congressional District, Vote For 1									
	Mike PAPE	0	0.00%	0	0.00%	1	0.99%	1	0.99%
	Miles A. CAUGHEY JR.	0	0.00%	0	0.00%	6	5.94%	6	5.94%
	Jason BATTS	0	0.00%	0	0.00%	4	3.96%	4	3.96%
	James R. COMER	0	0.00%	0	0.00%	90	89.11%	90	89.11%
	Cast Votes:	0	0.00%	0	0.00%	101	99.02%	101	99.02%
	Over Votes:	0	0.00%	0	0.00%	0	0.00%	0	0.00%
	Under Votes:	0	0.00%	0	0.00%	1	0.98%	1	0.98%
PRESIDENT of the UNITED STATES, Vote For 1									
	Martin J. O'MALLEY	0	0.00%	0	0.00%	1	0.83%	1	0.83%
	Bernard "Bernie" SANDERS	0	0.00%	0	0.00%	52	43.33%	52	43.33%
	Hillary CLINTON	0	0.00%	0	0.00%	61	50.83%	61	50.83%
	Roque Rocky DE LA FUENTE	0	0.00%	0	0.00%	1	0.83%	1	0.83%
	"UNCOMMITTED"	0	0.00%	0	0.00%	5	4.17%	5	4.17%
	Cast Votes:	0	0.00%	0	0.00%	120	99.17%	120	99.17%
	Over Votes:	0	0.00%	0	0.00%	0	0.00%	0	0.00%
	Under Votes:	0	0.00%	0	0.00%	1	0.83%	1	0.83%
UNITED STATES SENATOR, Vote For 1									
	Jim GRAY	0	0.00%	0	0.00%	69	69.00%	69	69.00%
	Rory HOULIHAN	0	0.00%	0	0.00%	3	3.00%	3	3.00%
	Jeff KENDER	0	0.00%	0	0.00%	7	7.00%	7	7.00%
	Ron LEACH	0	0.00%	0	0.00%	9	9.00%	9	9.00%
	Tom RECKTENWALD	0	0.00%	0	0.00%	1	1.00%	1	1.00%
	Grant T. SHORT	0	0.00%	0	0.00%	8	8.00%	8	8.00%
	Sellus WILDER	0	0.00%	0	0.00%	3	3.00%	3	3.00%
	Cast Votes:	0	0.00%	0	0.00%	100	82.64%	100	82.64%
	Over Votes:	0	0.00%	0	0.00%	0	0.00%	0	0.00%
	Under Votes:	0	0.00%	0	0.00%	21	17.36%	21	17.36%

Precinct Report — Unofficial

PRESIDENTIAL PREFERENCE AND REGULAR PRIMARY — OFFICIAL BALLOT FOR TAYLOR COUNTY — May 17, 2016

05/17/2016 07:07 PM

Total Number of Voters : 3,853 of 0 = 0.00%

Precincts Reporting 21 of 21 = 100.00%

Party	Candidate	Absentee		Early		Election		Total	
Precinct B102 (Ballots Cast: 223)									
UNITED STATES REPRESENTATIVE in CONGRESS 1st Congressional District, Vote For 1									
	Tom OSBORNE	0	0.00%	0	0.00%	56	60.87%	56	60.87%
	Samuel L. GASKINS	0	0.00%	0	0.00%	36	39.13%	36	39.13%
	Cast Votes:	0	0.00%	0	0.00%	92	76.03%	92	76.03%
	Over Votes:	0	0.00%	0	0.00%	0	0.00%	0	0.00%
	Under Votes:	0	0.00%	0	0.00%	29	23.97%	29	23.97%

Precinct Report — Unofficial

PRESIDENTIAL PREFERENCE AND REGULAR PRIMARY — OFFICIAL BALLOT FOR TAYLOR COUNTY — May 17, 2016

05/17/2016 07:07 PM

Total Number of Voters : 3,853 of 0 = 0.00%

Precincts Reporting 21 of 21 = 100.00%

Party	Candidate	Absentee		Early		Election		Total	
Precinct B103 (Ballots Cast: 67)									
UNITED STATES SENATOR, Vote For 1									
	James R. GOULD	0	0.00%	0	0.00%	5	35.71%	5	35.71%
	Rand PAUL	0	0.00%	0	0.00%	9	64.29%	9	64.29%
	Stephen Howard SLAUGHTER	0	0.00%	0	0.00%	0	0.00%	0	0.00%
	Cast Votes:	0	0.00%	0	0.00%	14	100.00%	14	100.00%
	Over Votes:	0	0.00%	0	0.00%	0	0.00%	0	0.00%
	Under Votes:	0	0.00%	0	0.00%	0	0.00%	0	0.00%
UNITED STATES REPRESENTATIVE in CONGRESS 1st Congressional District, Vote For 1									
	Mike PAPE	0	0.00%	0	0.00%	1	7.69%	1	7.69%
	Miles A. CAUGHEY JR.	0	0.00%	0	0.00%	1	7.69%	1	7.69%
	Jason BATTS	0	0.00%	0	0.00%	1	7.69%	1	7.69%
	James R. COMER	0	0.00%	0	0.00%	10	76.92%	10	76.92%
	Cast Votes:	0	0.00%	0	0.00%	13	92.86%	13	92.86%
	Over Votes:	0	0.00%	0	0.00%	0	0.00%	0	0.00%
	Under Votes:	0	0.00%	0	0.00%	1	7.14%	1	7.14%
PRESIDENT of the UNITED STATES, Vote For 1									
	Martin J. O'MALLEY	0	0.00%	0	0.00%	0	0.00%	0	0.00%
	Bernard "Bernie" SANDERS	0	0.00%	0	0.00%	16	30.19%	16	30.19%
	Hillary CLINTON	0	0.00%	0	0.00%	35	66.04%	35	66.04%
	Roque Rocky DE LA FUENTE	0	0.00%	0	0.00%	0	0.00%	0	0.00%
	"UNCOMMITTED"	0	0.00%	0	0.00%	2	3.77%	2	3.77%
	Cast Votes:	0	0.00%	0	0.00%	53	100.00%	53	100.00%
	Over Votes:	0	0.00%	0	0.00%	0	0.00%	0	0.00%
	Under Votes:	0	0.00%	0	0.00%	0	0.00%	0	0.00%
UNITED STATES SENATOR, Vote For 1									
	Jim GRAY	0	0.00%	0	0.00%	28	60.87%	28	60.87%
	Rory HOULIHAN	0	0.00%	0	0.00%	3	6.52%	3	6.52%
	Jeff KENDER	0	0.00%	0	0.00%	6	13.04%	6	13.04%
	Ron LEACH	0	0.00%	0	0.00%	5	10.87%	5	10.87%
	Tom RECKTENWALD	0	0.00%	0	0.00%	1	2.17%	1	2.17%
	Grant T. SHORT	0	0.00%	0	0.00%	0	0.00%	0	0.00%
	Sellus WILDER	0	0.00%	0	0.00%	3	6.52%	3	6.52%
	Cast Votes:	0	0.00%	0	0.00%	46	86.79%	46	86.79%
	Over Votes:	0	0.00%	0	0.00%	0	0.00%	0	0.00%
	Under Votes:	0	0.00%	0	0.00%	7	13.21%	7	13.21%

Precinct Report — Unofficial

PRESIDENTIAL PREFERENCE AND REGULAR PRIMARY — OFFICIAL BALLOT FOR TAYLOR COUNTY — May 17, 2016

05/17/2016 07:07 PM

Total Number of Voters : 3,853 of 0 = 0.00%

Precincts Reporting 21 of 21 = 100.00%

Party	Candidate	Absentee		Early		Election		Total	
Precinct B103 (Ballots Cast: 67)									
UNITED STATES REPRESENTATIVE in CONGRESS 1st Congressional District, Vote For 1									
	Tom OSBORNE	0	0.00%	0	0.00%	26	59.09%	26	59.09%
	Samuel L. GASKINS	0	0.00%	0	0.00%	18	40.91%	18	40.91%
	Cast Votes:	0	0.00%	0	0.00%	44	83.02%	44	83.02%
	Over Votes:	0	0.00%	0	0.00%	0	0.00%	0	0.00%
	Under Votes:	0	0.00%	0	0.00%	9	16.98%	9	16.98%

Precinct Report — Unofficial

PRESIDENTIAL PREFERENCE AND REGULAR PRIMARY — OFFICIAL BALLOT FOR TAYLOR COUNTY — May 17, 2016

05/17/2016 07:07 PM

Total Number of Voters : 3,853 of 0 = 0.00%

Precincts Reporting 21 of 21 = 100.00%

Party	Candidate	Absentee		Early		Election		Total	
Precinct B104 (Ballots Cast: 131)									
UNITED STATES SENATOR, Vote For 1									
	James R. GOULD	0	0.00%	0	0.00%	4	6.25%	4	6.25%
	Rand PAUL	0	0.00%	0	0.00%	56	87.50%	56	87.50%
	Stephen Howard SLAUGHTER	0	0.00%	0	0.00%	4	6.25%	4	6.25%
	Cast Votes:	0	0.00%	0	0.00%	64	100.00%	64	100.00%
	Over Votes:	0	0.00%	0	0.00%	0	0.00%	0	0.00%
	Under Votes:	0	0.00%	0	0.00%	0	0.00%	0	0.00%
UNITED STATES REPRESENTATIVE in CONGRESS 1st Congressional District, Vote For 1									
	Mike PAPE	0	0.00%	0	0.00%	3	4.69%	3	4.69%
	Miles A. CAUGHEY JR.	0	0.00%	0	0.00%	2	3.13%	2	3.13%
	Jason BATTS	0	0.00%	0	0.00%	8	12.50%	8	12.50%
	James R. COMER	0	0.00%	0	0.00%	51	79.69%	51	79.69%
	Cast Votes:	0	0.00%	0	0.00%	64	100.00%	64	100.00%
	Over Votes:	0	0.00%	0	0.00%	0	0.00%	0	0.00%
	Under Votes:	0	0.00%	0	0.00%	0	0.00%	0	0.00%
PRESIDENT of the UNITED STATES, Vote For 1									
	Martin J. O'MALLEY	0	0.00%	0	0.00%	2	2.99%	2	2.99%
	Bernard "Bernie" SANDERS	0	0.00%	0	0.00%	24	35.82%	24	35.82%
	Hillary CLINTON	0	0.00%	0	0.00%	37	55.22%	37	55.22%
	Roque Rocky DE LA FUENTE	0	0.00%	0	0.00%	0	0.00%	0	0.00%
	"UNCOMMITTED"	0	0.00%	0	0.00%	4	5.97%	4	5.97%
	Cast Votes:	0	0.00%	0	0.00%	67	100.00%	67	100.00%
	Over Votes:	0	0.00%	0	0.00%	0	0.00%	0	0.00%
	Under Votes:	0	0.00%	0	0.00%	0	0.00%	0	0.00%
UNITED STATES SENATOR, Vote For 1									
	Jim GRAY	0	0.00%	0	0.00%	37	61.67%	37	61.67%
	Rory HOULIHAN	0	0.00%	0	0.00%	4	6.67%	4	6.67%
	Jeff KENDER	0	0.00%	0	0.00%	4	6.67%	4	6.67%
	Ron LEACH	0	0.00%	0	0.00%	5	8.33%	5	8.33%
	Tom RECKTENWALD	0	0.00%	0	0.00%	2	3.33%	2	3.33%
	Grant T. SHORT	0	0.00%	0	0.00%	3	5.00%	3	5.00%
	Sellus WILDER	0	0.00%	0	0.00%	5	8.33%	5	8.33%
	Cast Votes:	0	0.00%	0	0.00%	60	89.55%	60	89.55%
	Over Votes:	0	0.00%	0	0.00%	0	0.00%	0	0.00%
	Under Votes:	0	0.00%	0	0.00%	7	10.45%	7	10.45%

Precinct Report — Unofficial

PRESIDENTIAL PREFERENCE AND REGULAR PRIMARY — OFFICIAL BALLOT FOR TAYLOR COUNTY — May 17, 2016

05/17/2016 07:07 PM

Total Number of Voters : 3,853 of 0 = 0.00%

Precincts Reporting 21 of 21 = 100.00%

Party	Candidate	Absentee		Early		Election		Total	
Precinct B104 (Ballots Cast: 131)									
UNITED STATES REPRESENTATIVE in CONGRESS 1st Congressional District, Vote For 1									
	Tom OSBORNE	0	0.00%	0	0.00%	43	74.14%	43	74.14%
	Samuel L. GASKINS	0	0.00%	0	0.00%	15	25.86%	15	25.86%
	Cast Votes:	0	0.00%	0	0.00%	58	86.57%	58	86.57%
	Over Votes:	0	0.00%	0	0.00%	0	0.00%	0	0.00%
	Under Votes:	0	0.00%	0	0.00%	9	13.43%	9	13.43%

Precinct Report — Unofficial

PRESIDENTIAL PREFERENCE AND REGULAR PRIMARY — OFFICIAL BALLOT FOR TAYLOR COUNTY — May 17, 2016

05/17/2016 07:07 PM

Total Number of Voters : 3,853 of 0 = 0.00%

Precincts Reporting 21 of 21 = 100.00%

Party	Candidate	Absentee		Early		Election		Total	
Precinct C101 (Ballots Cast: 68)									
UNITED STATES SENATOR, Vote For 1									
	James R. GOULD	0	0.00%	0	0.00%	11	21.57%	11	21.57%
	Rand PAUL	0	0.00%	0	0.00%	35	68.63%	35	68.63%
	Stephen Howard SLAUGHTER	0	0.00%	0	0.00%	5	9.80%	5	9.80%
	Cast Votes:	0	0.00%	0	0.00%	51	96.23%	51	96.23%
	Over Votes:	0	0.00%	0	0.00%	0	0.00%	0	0.00%
	Under Votes:	0	0.00%	0	0.00%	2	3.77%	2	3.77%
UNITED STATES REPRESENTATIVE in CONGRESS 1st Congressional District, Vote For 1									
	Mike PAPE	0	0.00%	0	0.00%	4	7.69%	4	7.69%
	Miles A. CAUGHEY JR.	0	0.00%	0	0.00%	2	3.85%	2	3.85%
	Jason BATTS	0	0.00%	0	0.00%	6	11.54%	6	11.54%
	James R. COMER	0	0.00%	0	0.00%	40	76.92%	40	76.92%
	Cast Votes:	0	0.00%	0	0.00%	52	98.11%	52	98.11%
	Over Votes:	0	0.00%	0	0.00%	0	0.00%	0	0.00%
	Under Votes:	0	0.00%	0	0.00%	1	1.89%	1	1.89%
PRESIDENT of the UNITED STATES, Vote For 1									
	Martin J. O'MALLEY	0	0.00%	0	0.00%	0	0.00%	0	0.00%
	Bernard "Bernie" SANDERS	0	0.00%	0	0.00%	5	33.33%	5	33.33%
	Hillary CLINTON	0	0.00%	0	0.00%	9	60.00%	9	60.00%
	Roque Rocky DE LA FUENTE	0	0.00%	0	0.00%	0	0.00%	0	0.00%
	"UNCOMMITTED"	0	0.00%	0	0.00%	1	6.67%	1	6.67%
	Cast Votes:	0	0.00%	0	0.00%	15	100.00%	15	100.00%
	Over Votes:	0	0.00%	0	0.00%	0	0.00%	0	0.00%
	Under Votes:	0	0.00%	0	0.00%	0	0.00%	0	0.00%
UNITED STATES SENATOR, Vote For 1									
	Jim GRAY	0	0.00%	0	0.00%	8	80.00%	8	80.00%
	Rory HOULIHAN	0	0.00%	0	0.00%	1	10.00%	1	10.00%
	Jeff KENDER	0	0.00%	0	0.00%	0	0.00%	0	0.00%
	Ron LEACH	0	0.00%	0	0.00%	0	0.00%	0	0.00%
	Tom RECKTENWALD	0	0.00%	0	0.00%	1	10.00%	1	10.00%
	Grant T. SHORT	0	0.00%	0	0.00%	0	0.00%	0	0.00%
	Sellus WILDER	0	0.00%	0	0.00%	0	0.00%	0	0.00%
	Cast Votes:	0	0.00%	0	0.00%	10	66.67%	10	66.67%
	Over Votes:	0	0.00%	0	0.00%	0	0.00%	0	0.00%
	Under Votes:	0	0.00%	0	0.00%	5	33.33%	5	33.33%

Precinct Report — Unofficial

PRESIDENTIAL PREFERENCE AND REGULAR PRIMARY — OFFICIAL BALLOT FOR TAYLOR COUNTY — May 17, 2016

05/17/2016 07:07 PM

Total Number of Voters : 3,853 of 0 = 0.00%

Precincts Reporting 21 of 21 = 100.00%

Party	Candidate	Absentee		Early		Election		Total	
Precinct C101 (Ballots Cast: 68)									
UNITED STATES REPRESENTATIVE in CONGRESS 1st Congressional District, Vote For 1									
	Tom OSBORNE	0	0.00%	0	0.00%	8	88.89%	8	88.89%
	Samuel L. GASKINS	0	0.00%	0	0.00%	1	11.11%	1	11.11%
	Cast Votes:	0	0.00%	0	0.00%	9	60.00%	9	60.00%
	Over Votes:	0	0.00%	0	0.00%	0	0.00%	0	0.00%
	Under Votes:	0	0.00%	0	0.00%	6	40.00%	6	40.00%

Precinct Report — Unofficial

PRESIDENTIAL PREFERENCE AND REGULAR PRIMARY — OFFICIAL BALLOT FOR TAYLOR COUNTY — May 17, 2016

05/17/2016 07:07 PM

Total Number of Voters : 3,853 of 0 = 0.00%

Precincts Reporting 21 of 21 = 100.00%

Party	Candidate	Absentee		Early		Election		Total	
Precinct C103 (Ballots Cast: 72)									
UNITED STATES SENATOR, Vote For 1									
	James R. GOULD	0	0.00%	0	0.00%	3	5.36%	3	5.36%
	Rand PAUL	0	0.00%	0	0.00%	51	91.07%	51	91.07%
	Stephen Howard SLAUGHTER	0	0.00%	0	0.00%	2	3.57%	2	3.57%
	Cast Votes:	0	0.00%	0	0.00%	56	98.25%	56	98.25%
	Over Votes:	0	0.00%	0	0.00%	0	0.00%	0	0.00%
	Under Votes:	0	0.00%	0	0.00%	1	1.75%	1	1.75%
UNITED STATES REPRESENTATIVE in CONGRESS 1st Congressional District, Vote For 1									
	Mike PAPE	0	0.00%	0	0.00%	0	0.00%	0	0.00%
	Miles A. CAUGHEY JR.	0	0.00%	0	0.00%	2	3.51%	2	3.51%
	Jason BATTS	0	0.00%	0	0.00%	4	7.02%	4	7.02%
	James R. COMER	0	0.00%	0	0.00%	51	89.47%	51	89.47%
	Cast Votes:	0	0.00%	0	0.00%	57	100.00%	57	100.00%
	Over Votes:	0	0.00%	0	0.00%	0	0.00%	0	0.00%
	Under Votes:	0	0.00%	0	0.00%	0	0.00%	0	0.00%
PRESIDENT of the UNITED STATES, Vote For 1									
	Martin J. O'MALLEY	0	0.00%	0	0.00%	1	7.14%	1	7.14%
	Bernard "Bernie" SANDERS	0	0.00%	0	0.00%	10	71.43%	10	71.43%
	Hillary CLINTON	0	0.00%	0	0.00%	3	21.43%	3	21.43%
	Roque Rocky DE LA FUENTE	0	0.00%	0	0.00%	0	0.00%	0	0.00%
	"UNCOMMITTED"	0	0.00%	0	0.00%	0	0.00%	0	0.00%
	Cast Votes:	0	0.00%	0	0.00%	14	93.33%	14	93.33%
	Over Votes:	0	0.00%	0	0.00%	0	0.00%	0	0.00%
	Under Votes:	0	0.00%	0	0.00%	1	6.67%	1	6.67%
UNITED STATES SENATOR, Vote For 1									
	Jim GRAY	0	0.00%	0	0.00%	5	35.71%	5	35.71%
	Rory HOULIHAN	0	0.00%	0	0.00%	0	0.00%	0	0.00%
	Jeff KENDER	0	0.00%	0	0.00%	5	35.71%	5	35.71%
	Ron LEACH	0	0.00%	0	0.00%	2	14.29%	2	14.29%
	Tom RECKTENWALD	0	0.00%	0	0.00%	0	0.00%	0	0.00%
	Grant T. SHORT	0	0.00%	0	0.00%	0	0.00%	0	0.00%
	Sellus WILDER	0	0.00%	0	0.00%	2	14.29%	2	14.29%
	Cast Votes:	0	0.00%	0	0.00%	14	93.33%	14	93.33%
	Over Votes:	0	0.00%	0	0.00%	0	0.00%	0	0.00%
	Under Votes:	0	0.00%	0	0.00%	1	6.67%	1	6.67%

Precinct Report — Unofficial

PRESIDENTIAL PREFERENCE AND REGULAR PRIMARY — OFFICIAL BALLOT FOR TAYLOR COUNTY — May 17, 2016

05/17/2016 07:07 PM

Total Number of Voters : 3,853 of 0 = 0.00%

Precincts Reporting 21 of 21 = 100.00%

Party	Candidate	Absentee		Early		Election		Total	
Precinct C103 (Ballots Cast: 72)									
UNITED STATES REPRESENTATIVE in CONGRESS 1st Congressional District, Vote For 1									
	Tom OSBORNE	0	0.00%	0	0.00%	4	30.77%	4	30.77%
	Samuel L. GASKINS	0	0.00%	0	0.00%	9	69.23%	9	69.23%
	Cast Votes:	0	0.00%	0	0.00%	13	86.67%	13	86.67%
	Over Votes:	0	0.00%	0	0.00%	0	0.00%	0	0.00%
	Under Votes:	0	0.00%	0	0.00%	2	13.33%	2	13.33%

Precinct Report — Unofficial

PRESIDENTIAL PREFERENCE AND REGULAR PRIMARY — OFFICIAL BALLOT FOR TAYLOR COUNTY — May 17, 2016

05/17/2016 07:07 PM

Total Number of Voters : 3,853 of 0 = 0.00%

Precincts Reporting 21 of 21 = 100.00%

Party	Candidate	Absentee		Early		Election		Total	
Precinct C104 (Ballots Cast: 202)									
UNITED STATES SENATOR, Vote For 1									
	James R. GOULD	0	0.00%	0	0.00%	13	18.57%	13	18.57%
	Rand PAUL	0	0.00%	0	0.00%	54	77.14%	54	77.14%
	Stephen Howard SLAUGHTER	0	0.00%	0	0.00%	3	4.29%	3	4.29%
	Cast Votes:	0	0.00%	0	0.00%	70	100.00%	70	100.00%
	Over Votes:	0	0.00%	0	0.00%	0	0.00%	0	0.00%
	Under Votes:	0	0.00%	0	0.00%	0	0.00%	0	0.00%
UNITED STATES REPRESENTATIVE in CONGRESS 1st Congressional District, Vote For 1									
	Mike PAPE	0	0.00%	0	0.00%	3	4.29%	3	4.29%
	Miles A. CAUGHEY JR.	0	0.00%	0	0.00%	3	4.29%	3	4.29%
	Jason BATTS	0	0.00%	0	0.00%	7	10.00%	7	10.00%
	James R. COMER	0	0.00%	0	0.00%	57	81.43%	57	81.43%
	Cast Votes:	0	0.00%	0	0.00%	70	100.00%	70	100.00%
	Over Votes:	0	0.00%	0	0.00%	0	0.00%	0	0.00%
	Under Votes:	0	0.00%	0	0.00%	0	0.00%	0	0.00%
PRESIDENT of the UNITED STATES, Vote For 1									
	Martin J. O'MALLEY	0	0.00%	0	0.00%	2	1.53%	2	1.53%
	Bernard "Bernie" SANDERS	0	0.00%	0	0.00%	47	35.88%	47	35.88%
	Hillary CLINTON	0	0.00%	0	0.00%	78	59.54%	78	59.54%
	Roque Rocky DE LA FUENTE	0	0.00%	0	0.00%	0	0.00%	0	0.00%
	"UNCOMMITTED"	0	0.00%	0	0.00%	4	3.05%	4	3.05%
	Cast Votes:	0	0.00%	0	0.00%	131	99.24%	131	99.24%
	Over Votes:	0	0.00%	0	0.00%	0	0.00%	0	0.00%
	Under Votes:	0	0.00%	0	0.00%	1	0.76%	1	0.76%
UNITED STATES SENATOR, Vote For 1									
	Jim GRAY	0	0.00%	0	0.00%	58	56.31%	58	56.31%
	Rory HOULIHAN	0	0.00%	0	0.00%	5	4.85%	5	4.85%
	Jeff KENDER	0	0.00%	0	0.00%	11	10.68%	11	10.68%
	Ron LEACH	0	0.00%	0	0.00%	7	6.80%	7	6.80%
	Tom RECKTENWALD	0	0.00%	0	0.00%	6	5.83%	6	5.83%
	Grant T. SHORT	0	0.00%	0	0.00%	8	7.77%	8	7.77%
	Sellus WILDER	0	0.00%	0	0.00%	8	7.77%	8	7.77%
	Cast Votes:	0	0.00%	0	0.00%	103	78.03%	103	78.03%
	Over Votes:	0	0.00%	0	0.00%	0	0.00%	0	0.00%
	Under Votes:	0	0.00%	0	0.00%	29	21.97%	29	21.97%

Precinct Report — Unofficial

PRESIDENTIAL PREFERENCE AND REGULAR PRIMARY — OFFICIAL BALLOT FOR TAYLOR COUNTY — May 17, 2016

05/17/2016 07:07 PM

Total Number of Voters : 3,853 of 0 = 0.00%

Precincts Reporting 21 of 21 = 100.00%

Party	Candidate	Absentee		Early		Election		Total	
Precinct C104 (Ballots Cast: 202)									
UNITED STATES REPRESENTATIVE in CONGRESS 1st Congressional District, Vote For 1									
	Tom OSBORNE	0	0.00%	0	0.00%	54	60.00%	54	60.00%
	Samuel L. GASKINS	0	0.00%	0	0.00%	36	40.00%	36	40.00%
	Cast Votes:	0	0.00%	0	0.00%	90	68.18%	90	68.18%
	Over Votes:	0	0.00%	0	0.00%	0	0.00%	0	0.00%
	Under Votes:	0	0.00%	0	0.00%	42	31.82%	42	31.82%

Total Number of Voters : 3,853 of 0 = 0.00%

Precincts Reporting 21 of 21 = 100.00%

Party	Candidate	Absentee		Early		Election		Total	
Precinct C105 (Ballots Cast: 291)									
UNITED STATES SENATOR, Vote For 1									
	James R. GOULD	0	0.00%	0	0.00%	18	12.24%	18	12.24%
	Rand PAUL	0	0.00%	0	0.00%	118	80.27%	118	80.27%
	Stephen Howard SLAUGHTER	0	0.00%	0	0.00%	11	7.48%	11	7.48%
	Cast Votes:	0	0.00%	0	0.00%	147	97.35%	147	97.35%
	Over Votes:	0	0.00%	0	0.00%	0	0.00%	0	0.00%
	Under Votes:	0	0.00%	0	0.00%	4	2.65%	4	2.65%
UNITED STATES REPRESENTATIVE in CONGRESS 1st Congressional District, Vote For 1									
	Mike PAPE	0	0.00%	0	0.00%	11	7.28%	11	7.28%
	Miles A. CAUGHEY JR.	0	0.00%	0	0.00%	3	1.99%	3	1.99%
	Jason BATTS	0	0.00%	0	0.00%	12	7.95%	12	7.95%
	James R. COMER	0	0.00%	0	0.00%	125	82.78%	125	82.78%
	Cast Votes:	0	0.00%	0	0.00%	151	100.00%	151	100.00%
	Over Votes:	0	0.00%	0	0.00%	0	0.00%	0	0.00%
	Under Votes:	0	0.00%	0	0.00%	0	0.00%	0	0.00%
PRESIDENT of the UNITED STATES, Vote For 1									
	Martin J. O'MALLEY	0	0.00%	0	0.00%	1	0.72%	1	0.72%
	Bernard "Bernie" SANDERS	0	0.00%	0	0.00%	64	46.38%	64	46.38%
	Hillary CLINTON	0	0.00%	0	0.00%	63	45.65%	63	45.65%
	Roque Rocky DE LA FUENTE	0	0.00%	0	0.00%	1	0.72%	1	0.72%
	"UNCOMMITTED"	0	0.00%	0	0.00%	9	6.52%	9	6.52%
	Cast Votes:	0	0.00%	0	0.00%	138	98.57%	138	98.57%
	Over Votes:	0	0.00%	0	0.00%	0	0.00%	0	0.00%
	Under Votes:	0	0.00%	0	0.00%	2	1.43%	2	1.43%
UNITED STATES SENATOR, Vote For 1									
	Jim GRAY	0	0.00%	0	0.00%	82	70.69%	82	70.69%
	Rory HOULIHAN	0	0.00%	0	0.00%	8	6.90%	8	6.90%
	Jeff KENDER	0	0.00%	0	0.00%	6	5.17%	6	5.17%
	Ron LEACH	0	0.00%	0	0.00%	13	11.21%	13	11.21%
	Tom RECKTENWALD	0	0.00%	0	0.00%	1	0.86%	1	0.86%
	Grant T. SHORT	0	0.00%	0	0.00%	2	1.72%	2	1.72%
	Sellus WILDER	0	0.00%	0	0.00%	4	3.45%	4	3.45%
	Cast Votes:	0	0.00%	0	0.00%	116	82.86%	116	82.86%
	Over Votes:	0	0.00%	0	0.00%	0	0.00%	0	0.00%
	Under Votes:	0	0.00%	0	0.00%	24	17.14%	24	17.14%

Precinct Report — Unofficial

PRESIDENTIAL PREFERENCE AND REGULAR PRIMARY — OFFICIAL BALLOT FOR TAYLOR COUNTY — May 17, 2016

05/17/2016 07:07 PM

Total Number of Voters : 3,853 of 0 = 0.00%

Precincts Reporting 21 of 21 = 100.00%

Party	Candidate	Absentee		Early		Election		Total	
Precinct C105 (Ballots Cast: 291)									
UNITED STATES REPRESENTATIVE in CONGRESS 1st Congressional District, Vote For 1									
	Tom OSBORNE	0	0.00%	0	0.00%	18	19.35%	18	19.35%
	Samuel L. GASKINS	0	0.00%	0	0.00%	75	80.65%	75	80.65%
	Cast Votes:	0	0.00%	0	0.00%	93	66.43%	93	66.43%
	Over Votes:	0	0.00%	0	0.00%	0	0.00%	0	0.00%
	Under Votes:	0	0.00%	0	0.00%	47	33.57%	47	33.57%

Precinct Report — Unofficial

PRESIDENTIAL PREFERENCE AND REGULAR PRIMARY — OFFICIAL BALLOT FOR TAYLOR COUNTY — May 17, 2016

05/17/2016 07:07 PM

Total Number of Voters : 3,853 of 0 = 0.00%

Precincts Reporting 21 of 21 = 100.00%

Party	Candidate	Absentee		Early		Election		Total	
Precinct D101 (Ballots Cast: 58)									
UNITED STATES SENATOR, Vote For 1									
	James R. GOULD	0	0.00%	0	0.00%	4	9.52%	4	9.52%
	Rand PAUL	0	0.00%	0	0.00%	38	90.48%	38	90.48%
	Stephen Howard SLAUGHTER	0	0.00%	0	0.00%	0	0.00%	0	0.00%
	Cast Votes:	0	0.00%	0	0.00%	42	100.00%	42	100.00%
	Over Votes:	0	0.00%	0	0.00%	0	0.00%	0	0.00%
	Under Votes:	0	0.00%	0	0.00%	0	0.00%	0	0.00%
UNITED STATES REPRESENTATIVE in CONGRESS 1st Congressional District, Vote For 1									
	Mike PAPE	0	0.00%	0	0.00%	1	2.38%	1	2.38%
	Miles A. CAUGHEY JR.	0	0.00%	0	0.00%	0	0.00%	0	0.00%
	Jason BATTS	0	0.00%	0	0.00%	3	7.14%	3	7.14%
	James R. COMER	0	0.00%	0	0.00%	38	90.48%	38	90.48%
	Cast Votes:	0	0.00%	0	0.00%	42	100.00%	42	100.00%
	Over Votes:	0	0.00%	0	0.00%	0	0.00%	0	0.00%
	Under Votes:	0	0.00%	0	0.00%	0	0.00%	0	0.00%
PRESIDENT of the UNITED STATES, Vote For 1									
	Martin J. O'MALLEY	0	0.00%	0	0.00%	0	0.00%	0	0.00%
	Bernard "Bernie" SANDERS	0	0.00%	0	0.00%	12	75.00%	12	75.00%
	Hillary CLINTON	0	0.00%	0	0.00%	4	25.00%	4	25.00%
	Roque Rocky DE LA FUENTE	0	0.00%	0	0.00%	0	0.00%	0	0.00%
	"UNCOMMITTED"	0	0.00%	0	0.00%	0	0.00%	0	0.00%
	Cast Votes:	0	0.00%	0	0.00%	16	100.00%	16	100.00%
	Over Votes:	0	0.00%	0	0.00%	0	0.00%	0	0.00%
	Under Votes:	0	0.00%	0	0.00%	0	0.00%	0	0.00%
UNITED STATES SENATOR, Vote For 1									
	Jim GRAY	0	0.00%	0	0.00%	8	66.67%	8	66.67%
	Rory HOULIHAN	0	0.00%	0	0.00%	2	16.67%	2	16.67%
	Jeff KENDER	0	0.00%	0	0.00%	0	0.00%	0	0.00%
	Ron LEACH	0	0.00%	0	0.00%	0	0.00%	0	0.00%
	Tom RECKTENWALD	0	0.00%	0	0.00%	0	0.00%	0	0.00%
	Grant T. SHORT	0	0.00%	0	0.00%	0	0.00%	0	0.00%
	Sellus WILDER	0	0.00%	0	0.00%	2	16.67%	2	16.67%
	Cast Votes:	0	0.00%	0	0.00%	12	75.00%	12	75.00%
	Over Votes:	0	0.00%	0	0.00%	0	0.00%	0	0.00%
	Under Votes:	0	0.00%	0	0.00%	4	25.00%	4	25.00%

Precinct Report — Unofficial

PRESIDENTIAL PREFERENCE AND REGULAR PRIMARY — OFFICIAL BALLOT FOR TAYLOR COUNTY — May 17, 2016

05/17/2016 07:07 PM

Total Number of Voters : 3,853 of 0 = 0.00%

Precincts Reporting 21 of 21 = 100.00%

Party	Candidate	Absentee		Early		Election		Total	
Precinct D101 (Ballots Cast: 58)									
UNITED STATES REPRESENTATIVE in CONGRESS 1st Congressional District, Vote For 1									
	Tom OSBORNE	0	0.00%	0	0.00%	7	58.33%	7	58.33%
	Samuel L. GASKINS	0	0.00%	0	0.00%	5	41.67%	5	41.67%
	Cast Votes:	0	0.00%	0	0.00%	12	75.00%	12	75.00%
	Over Votes:	0	0.00%	0	0.00%	0	0.00%	0	0.00%
	Under Votes:	0	0.00%	0	0.00%	4	25.00%	4	25.00%

Precinct Report — Unofficial

PRESIDENTIAL PREFERENCE AND REGULAR PRIMARY — OFFICIAL BALLOT FOR TAYLOR COUNTY — May 17, 2016

05/17/2016 07:07 PM

Total Number of Voters : 3,853 of 0 = 0.00%

Precincts Reporting 21 of 21 = 100.00%

Party	Candidate	Absentee		Early		Election		Total	
Precinct D102 (Ballots Cast: 313)									
UNITED STATES SENATOR, Vote For 1									
	James R. GOULD	0	0.00%	0	0.00%	12	6.94%	12	6.94%
	Rand PAUL	0	0.00%	0	0.00%	152	87.86%	152	87.86%
	Stephen Howard SLAUGHTER	0	0.00%	0	0.00%	9	5.20%	9	5.20%
	Cast Votes:	0	0.00%	0	0.00%	173	100.00%	173	100.00%
	Over Votes:	0	0.00%	0	0.00%	0	0.00%	0	0.00%
	Under Votes:	0	0.00%	0	0.00%	0	0.00%	0	0.00%
UNITED STATES REPRESENTATIVE in CONGRESS 1st Congressional District, Vote For 1									
	Mike PAPE	0	0.00%	0	0.00%	4	2.33%	4	2.33%
	Miles A. CAUGHEY JR.	0	0.00%	0	0.00%	3	1.74%	3	1.74%
	Jason BATTS	0	0.00%	0	0.00%	16	9.30%	16	9.30%
	James R. COMER	0	0.00%	0	0.00%	149	86.63%	149	86.63%
	Cast Votes:	0	0.00%	0	0.00%	172	99.42%	172	99.42%
	Over Votes:	0	0.00%	0	0.00%	0	0.00%	0	0.00%
	Under Votes:	0	0.00%	0	0.00%	1	0.58%	1	0.58%
PRESIDENT of the UNITED STATES, Vote For 1									
	Martin J. O'MALLEY	0	0.00%	0	0.00%	3	2.19%	3	2.19%
	Bernard "Bernie" SANDERS	0	0.00%	0	0.00%	62	45.26%	62	45.26%
	Hillary CLINTON	0	0.00%	0	0.00%	63	45.99%	63	45.99%
	Roque Rocky DE LA FUENTE	0	0.00%	0	0.00%	3	2.19%	3	2.19%
	"UNCOMMITTED"	0	0.00%	0	0.00%	6	4.38%	6	4.38%
	Cast Votes:	0	0.00%	0	0.00%	137	97.86%	137	97.86%
	Over Votes:	0	0.00%	0	0.00%	0	0.00%	0	0.00%
	Under Votes:	0	0.00%	0	0.00%	3	2.14%	3	2.14%
UNITED STATES SENATOR, Vote For 1									
	Jim GRAY	0	0.00%	0	0.00%	78	60.00%	78	60.00%
	Rory HOULIHAN	0	0.00%	0	0.00%	10	7.69%	10	7.69%
	Jeff KENDER	0	0.00%	0	0.00%	10	7.69%	10	7.69%
	Ron LEACH	0	0.00%	0	0.00%	21	16.15%	21	16.15%
	Tom RECKTENWALD	0	0.00%	0	0.00%	2	1.54%	2	1.54%
	Grant T. SHORT	0	0.00%	0	0.00%	4	3.08%	4	3.08%
	Sellus WILDER	0	0.00%	0	0.00%	5	3.85%	5	3.85%
	Cast Votes:	0	0.00%	0	0.00%	130	92.86%	130	92.86%
	Over Votes:	0	0.00%	0	0.00%	0	0.00%	0	0.00%
	Under Votes:	0	0.00%	0	0.00%	10	7.14%	10	7.14%

Precinct Report — Unofficial

PRESIDENTIAL PREFERENCE AND REGULAR PRIMARY — OFFICIAL BALLOT FOR TAYLOR COUNTY — May 17, 2016

05/17/2016 07:07 PM

Total Number of Voters : 3,853 of 0 = 0.00%

Precincts Reporting 21 of 21 = 100.00%

Party	Candidate	Absentee		Early		Election		Total	
Precinct D102 (Ballots Cast: 313)									
UNITED STATES REPRESENTATIVE in CONGRESS 1st Congressional District, Vote For 1									
	Tom OSBORNE	0	0.00%	0	0.00%	83	68.03%	83	68.03%
	Samuel L. GASKINS	0	0.00%	0	0.00%	39	31.97%	39	31.97%
	Cast Votes:	0	0.00%	0	0.00%	122	87.14%	122	87.14%
	Over Votes:	0	0.00%	0	0.00%	0	0.00%	0	0.00%
	Under Votes:	0	0.00%	0	0.00%	18	12.86%	18	12.86%

Total Number of Voters : 3,853 of 0 = 0.00%

Precincts Reporting 21 of 21 = 100.00%

Party	Candidate	Absentee		Early		Election		Total	
Precinct D104 (Ballots Cast: 197)									
UNITED STATES SENATOR, Vote For 1									
	James R. GOULD	0	0.00%	0	0.00%	5	6.10%	5	6.10%
	Rand PAUL	0	0.00%	0	0.00%	73	89.02%	73	89.02%
	Stephen Howard SLAUGHTER	0	0.00%	0	0.00%	4	4.88%	4	4.88%
	Cast Votes:	0	0.00%	0	0.00%	82	96.47%	82	96.47%
	Over Votes:	0	0.00%	0	0.00%	0	0.00%	0	0.00%
	Under Votes:	0	0.00%	0	0.00%	3	3.53%	3	3.53%
UNITED STATES REPRESENTATIVE in CONGRESS 1st Congressional District, Vote For 1									
	Mike PAPE	0	0.00%	0	0.00%	0	0.00%	0	0.00%
	Miles A. CAUGHEY JR.	0	0.00%	0	0.00%	1	1.19%	1	1.19%
	Jason BATTS	0	0.00%	0	0.00%	5	5.95%	5	5.95%
	James R. COMER	0	0.00%	0	0.00%	78	92.86%	78	92.86%
	Cast Votes:	0	0.00%	0	0.00%	84	98.82%	84	98.82%
	Over Votes:	0	0.00%	0	0.00%	0	0.00%	0	0.00%
	Under Votes:	0	0.00%	0	0.00%	1	1.18%	1	1.18%
PRESIDENT of the UNITED STATES, Vote For 1									
	Martin J. O'MALLEY	0	0.00%	0	0.00%	2	1.79%	2	1.79%
	Bernard "Bernie" SANDERS	0	0.00%	0	0.00%	53	47.32%	53	47.32%
	Hillary CLINTON	0	0.00%	0	0.00%	55	49.11%	55	49.11%
	Roque Rocky DE LA FUENTE	0	0.00%	0	0.00%	0	0.00%	0	0.00%
	"UNCOMMITTED"	0	0.00%	0	0.00%	2	1.79%	2	1.79%
	Cast Votes:	0	0.00%	0	0.00%	112	100.00%	112	100.00%
	Over Votes:	0	0.00%	0	0.00%	0	0.00%	0	0.00%
	Under Votes:	0	0.00%	0	0.00%	0	0.00%	0	0.00%
UNITED STATES SENATOR, Vote For 1									
	Jim GRAY	0	0.00%	0	0.00%	62	61.39%	62	61.39%
	Rory HOULIHAN	0	0.00%	0	0.00%	5	4.95%	5	4.95%
	Jeff KENDER	0	0.00%	0	0.00%	9	8.91%	9	8.91%
	Ron LEACH	0	0.00%	0	0.00%	10	9.90%	10	9.90%
	Tom RECKTENWALD	0	0.00%	0	0.00%	1	0.99%	1	0.99%
	Grant T. SHORT	0	0.00%	0	0.00%	2	1.98%	2	1.98%
	Sellus WILDER	0	0.00%	0	0.00%	12	11.88%	12	11.88%
	Cast Votes:	0	0.00%	0	0.00%	101	90.18%	101	90.18%
	Over Votes:	0	0.00%	0	0.00%	0	0.00%	0	0.00%
	Under Votes:	0	0.00%	0	0.00%	11	9.82%	11	9.82%

Precinct Report — Unofficial

PRESIDENTIAL PREFERENCE AND REGULAR PRIMARY — OFFICIAL BALLOT FOR TAYLOR COUNTY — May 17, 2016

05/17/2016 07:07 PM

Total Number of Voters : 3,853 of 0 = 0.00%

Precincts Reporting 21 of 21 = 100.00%

Party	Candidate	Absentee		Early		Election		Total	
Precinct D104 (Ballots Cast: 197)									
UNITED STATES REPRESENTATIVE in CONGRESS 1st Congressional District, Vote For 1									
	Tom OSBORNE	0	0.00%	0	0.00%	55	56.12%	55	56.12%
	Samuel L. GASKINS	0	0.00%	0	0.00%	43	43.88%	43	43.88%
	Cast Votes:	0	0.00%	0	0.00%	98	87.50%	98	87.50%
	Over Votes:	0	0.00%	0	0.00%	0	0.00%	0	0.00%
	Under Votes:	0	0.00%	0	0.00%	14	12.50%	14	12.50%

Precinct Report — Unofficial

PRESIDENTIAL PREFERENCE AND REGULAR PRIMARY — OFFICIAL BALLOT FOR TAYLOR COUNTY — May 17, 2016

05/17/2016 07:07 PM

Total Number of Voters : 3,853 of 0 = 0.00%

Precincts Reporting 21 of 21 = 100.00%

Party	Candidate	Absentee		Early		Election		Total	
Precinct E101 (Ballots Cast: 303)									
UNITED STATES SENATOR, Vote For 1									
	James R. GOULD	0	0.00%	0	0.00%	18	10.91%	18	10.91%
	Rand PAUL	0	0.00%	0	0.00%	146	88.48%	146	88.48%
	Stephen Howard SLAUGHTER	0	0.00%	0	0.00%	1	0.61%	1	0.61%
	Cast Votes:	0	0.00%	0	0.00%	165	98.21%	165	98.21%
	Over Votes:	0	0.00%	0	0.00%	0	0.00%	0	0.00%
	Under Votes:	0	0.00%	0	0.00%	3	1.79%	3	1.79%
UNITED STATES REPRESENTATIVE in CONGRESS 1st Congressional District, Vote For 1									
	Mike PAPE	0	0.00%	0	0.00%	5	2.98%	5	2.98%
	Miles A. CAUGHEY JR.	0	0.00%	0	0.00%	3	1.79%	3	1.79%
	Jason BATTS	0	0.00%	0	0.00%	11	6.55%	11	6.55%
	James R. COMER	0	0.00%	0	0.00%	149	88.69%	149	88.69%
	Cast Votes:	0	0.00%	0	0.00%	168	100.00%	168	100.00%
	Over Votes:	0	0.00%	0	0.00%	0	0.00%	0	0.00%
	Under Votes:	0	0.00%	0	0.00%	0	0.00%	0	0.00%
PRESIDENT of the UNITED STATES, Vote For 1									
	Martin J. O'MALLEY	0	0.00%	0	0.00%	1	0.75%	1	0.75%
	Bernard "Bernie" SANDERS	0	0.00%	0	0.00%	59	44.03%	59	44.03%
	Hillary CLINTON	0	0.00%	0	0.00%	72	53.73%	72	53.73%
	Roque Rocky DE LA FUENTE	0	0.00%	0	0.00%	0	0.00%	0	0.00%
	"UNCOMMITTED"	0	0.00%	0	0.00%	2	1.49%	2	1.49%
	Cast Votes:	0	0.00%	0	0.00%	134	99.26%	134	99.26%
	Over Votes:	0	0.00%	0	0.00%	0	0.00%	0	0.00%
	Under Votes:	0	0.00%	0	0.00%	1	0.74%	1	0.74%
UNITED STATES SENATOR, Vote For 1									
	Jim GRAY	0	0.00%	0	0.00%	80	67.23%	80	67.23%
	Rory HOULIHAN	0	0.00%	0	0.00%	4	3.36%	4	3.36%
	Jeff KENDER	0	0.00%	0	0.00%	10	8.40%	10	8.40%
	Ron LEACH	0	0.00%	0	0.00%	8	6.72%	8	6.72%
	Tom RECKTENWALD	0	0.00%	0	0.00%	0	0.00%	0	0.00%
	Grant T. SHORT	0	0.00%	0	0.00%	5	4.20%	5	4.20%
	Sellus WILDER	0	0.00%	0	0.00%	12	10.08%	12	10.08%
	Cast Votes:	0	0.00%	0	0.00%	119	88.15%	119	88.15%
	Over Votes:	0	0.00%	0	0.00%	0	0.00%	0	0.00%
	Under Votes:	0	0.00%	0	0.00%	16	11.85%	16	11.85%

Precinct Report — Unofficial

PRESIDENTIAL PREFERENCE AND REGULAR PRIMARY — OFFICIAL BALLOT FOR TAYLOR COUNTY — May 17, 2016

05/17/2016 07:07 PM

Total Number of Voters : 3,853 of 0 = 0.00%

Precincts Reporting 21 of 21 = 100.00%

Party	Candidate	Absentee		Early		Election		Total	
Precinct E101 (Ballots Cast: 303)									
UNITED STATES REPRESENTATIVE in CONGRESS 1st Congressional District, Vote For 1									
	Tom OSBORNE	0	0.00%	0	0.00%	58	56.31%	58	56.31%
	Samuel L. GASKINS	0	0.00%	0	0.00%	45	43.69%	45	43.69%
	Cast Votes:	0	0.00%	0	0.00%	103	76.30%	103	76.30%
	Over Votes:	0	0.00%	0	0.00%	0	0.00%	0	0.00%
	Under Votes:	0	0.00%	0	0.00%	32	23.70%	32	23.70%

Precinct Report — Unofficial

PRESIDENTIAL PREFERENCE AND REGULAR PRIMARY — OFFICIAL BALLOT FOR TAYLOR COUNTY — May 17, 2016

05/17/2016 07:07 PM

Total Number of Voters : 3,853 of 0 = 0.00%

Precincts Reporting 21 of 21 = 100.00%

Party	Candidate	Absentee		Early		Election		Total	
Precinct E102 (Ballots Cast: 145)									
UNITED STATES SENATOR, Vote For 1									
	James R. GOULD	0	0.00%	0	0.00%	7	10.77%	7	10.77%
	Rand PAUL	0	0.00%	0	0.00%	56	86.15%	56	86.15%
	Stephen Howard SLAUGHTER	0	0.00%	0	0.00%	2	3.08%	2	3.08%
	Cast Votes:	0	0.00%	0	0.00%	65	94.20%	65	94.20%
	Over Votes:	0	0.00%	0	0.00%	0	0.00%	0	0.00%
	Under Votes:	0	0.00%	0	0.00%	4	5.80%	4	5.80%
UNITED STATES REPRESENTATIVE in CONGRESS 1st Congressional District, Vote For 1									
	Mike PAPE	0	0.00%	0	0.00%	4	5.88%	4	5.88%
	Miles A. CAUGHEY JR.	0	0.00%	0	0.00%	0	0.00%	0	0.00%
	Jason BATTS	0	0.00%	0	0.00%	10	14.71%	10	14.71%
	James R. COMER	0	0.00%	0	0.00%	54	79.41%	54	79.41%
	Cast Votes:	0	0.00%	0	0.00%	68	98.55%	68	98.55%
	Over Votes:	0	0.00%	0	0.00%	0	0.00%	0	0.00%
	Under Votes:	0	0.00%	0	0.00%	1	1.45%	1	1.45%
PRESIDENT of the UNITED STATES, Vote For 1									
	Martin J. O'MALLEY	0	0.00%	0	0.00%	0	0.00%	0	0.00%
	Bernard "Bernie" SANDERS	0	0.00%	0	0.00%	31	41.33%	31	41.33%
	Hillary CLINTON	0	0.00%	0	0.00%	44	58.67%	44	58.67%
	Roque Rocky DE LA FUENTE	0	0.00%	0	0.00%	0	0.00%	0	0.00%
	"UNCOMMITTED"	0	0.00%	0	0.00%	0	0.00%	0	0.00%
	Cast Votes:	0	0.00%	0	0.00%	75	98.68%	75	98.68%
	Over Votes:	0	0.00%	0	0.00%	0	0.00%	0	0.00%
	Under Votes:	0	0.00%	0	0.00%	1	1.32%	1	1.32%
UNITED STATES SENATOR, Vote For 1									
	Jim GRAY	0	0.00%	0	0.00%	38	57.58%	38	57.58%
	Rory HOULIHAN	0	0.00%	0	0.00%	2	3.03%	2	3.03%
	Jeff KENDER	0	0.00%	0	0.00%	5	7.58%	5	7.58%
	Ron LEACH	0	0.00%	0	0.00%	10	15.15%	10	15.15%
	Tom RECKTENWALD	0	0.00%	0	0.00%	0	0.00%	0	0.00%
	Grant T. SHORT	0	0.00%	0	0.00%	1	1.52%	1	1.52%
	Sellus WILDER	0	0.00%	0	0.00%	10	15.15%	10	15.15%
	Cast Votes:	0	0.00%	0	0.00%	66	86.84%	66	86.84%
	Over Votes:	0	0.00%	0	0.00%	0	0.00%	0	0.00%
	Under Votes:	0	0.00%	0	0.00%	10	13.16%	10	13.16%

Precinct Report — Unofficial

PRESIDENTIAL PREFERENCE AND REGULAR PRIMARY — OFFICIAL BALLOT FOR TAYLOR COUNTY — May 17, 2016

05/17/2016 07:07 PM

Total Number of Voters : 3,853 of 0 = 0.00%

Precincts Reporting 21 of 21 = 100.00%

Party	Candidate	Absentee		Early		Election		Total	
Precinct E102 (Ballots Cast: 145)									
UNITED STATES REPRESENTATIVE in CONGRESS 1st Congressional District, Vote For 1									
	Tom OSBORNE	0	0.00%	0	0.00%	36	59.02%	36	59.02%
	Samuel L. GASKINS	0	0.00%	0	0.00%	25	40.98%	25	40.98%
	Cast Votes:	0	0.00%	0	0.00%	61	80.26%	61	80.26%
	Over Votes:	0	0.00%	0	0.00%	0	0.00%	0	0.00%
	Under Votes:	0	0.00%	0	0.00%	15	19.74%	15	19.74%

Precinct Report — Unofficial

PRESIDENTIAL PREFERENCE AND REGULAR PRIMARY — OFFICIAL BALLOT FOR TAYLOR COUNTY — May 17, 2016

05/17/2016 07:07 PM

Total Number of Voters : 3,853 of 0 = 0.00%

Precincts Reporting 21 of 21 = 100.00%

Party	Candidate	Absentee		Early		Election		Total	
Precinct E103 (Ballots Cast: 126)									
UNITED STATES SENATOR, Vote For 1									
	James R. GOULD	0	0.00%	0	0.00%	6	10.91%	6	10.91%
	Rand PAUL	0	0.00%	0	0.00%	45	81.82%	45	81.82%
	Stephen Howard SLAUGHTER	0	0.00%	0	0.00%	4	7.27%	4	7.27%
	Cast Votes:	0	0.00%	0	0.00%	55	98.21%	55	98.21%
	Over Votes:	0	0.00%	0	0.00%	0	0.00%	0	0.00%
	Under Votes:	0	0.00%	0	0.00%	1	1.79%	1	1.79%
UNITED STATES REPRESENTATIVE in CONGRESS 1st Congressional District, Vote For 1									
	Mike PAPE	0	0.00%	0	0.00%	2	3.57%	2	3.57%
	Miles A. CAUGHEY JR.	0	0.00%	0	0.00%	1	1.79%	1	1.79%
	Jason BATTS	0	0.00%	0	0.00%	4	7.14%	4	7.14%
	James R. COMER	0	0.00%	0	0.00%	49	87.50%	49	87.50%
	Cast Votes:	0	0.00%	0	0.00%	56	100.00%	56	100.00%
	Over Votes:	0	0.00%	0	0.00%	0	0.00%	0	0.00%
	Under Votes:	0	0.00%	0	0.00%	0	0.00%	0	0.00%
PRESIDENT of the UNITED STATES, Vote For 1									
	Martin J. O'MALLEY	0	0.00%	0	0.00%	0	0.00%	0	0.00%
	Bernard "Bernie" SANDERS	0	0.00%	0	0.00%	33	47.83%	33	47.83%
	Hillary CLINTON	0	0.00%	0	0.00%	31	44.93%	31	44.93%
	Roque Rocky DE LA FUENTE	0	0.00%	0	0.00%	1	1.45%	1	1.45%
	"UNCOMMITTED"	0	0.00%	0	0.00%	4	5.80%	4	5.80%
	Cast Votes:	0	0.00%	0	0.00%	69	98.57%	69	98.57%
	Over Votes:	0	0.00%	0	0.00%	0	0.00%	0	0.00%
	Under Votes:	0	0.00%	0	0.00%	1	1.43%	1	1.43%
UNITED STATES SENATOR, Vote For 1									
	Jim GRAY	0	0.00%	0	0.00%	32	53.33%	32	53.33%
	Rory HOULIHAN	0	0.00%	0	0.00%	3	5.00%	3	5.00%
	Jeff KENDER	0	0.00%	0	0.00%	7	11.67%	7	11.67%
	Ron LEACH	0	0.00%	0	0.00%	8	13.33%	8	13.33%
	Tom RECKTENWALD	0	0.00%	0	0.00%	1	1.67%	1	1.67%
	Grant T. SHORT	0	0.00%	0	0.00%	1	1.67%	1	1.67%
	Sellus WILDER	0	0.00%	0	0.00%	8	13.33%	8	13.33%
	Cast Votes:	0	0.00%	0	0.00%	60	85.71%	60	85.71%
	Over Votes:	0	0.00%	0	0.00%	0	0.00%	0	0.00%
	Under Votes:	0	0.00%	0	0.00%	10	14.29%	10	14.29%

Precinct Report — Unofficial

PRESIDENTIAL PREFERENCE AND REGULAR PRIMARY — OFFICIAL BALLOT FOR TAYLOR COUNTY — May 17, 2016

05/17/2016 07:07 PM

Total Number of Voters : 3,853 of 0 = 0.00%

Precincts Reporting 21 of 21 = 100.00%

Precinct E103 (Ballots Cast: 126)

UNITED STATES REPRESENTATIVE in CONGRESS 1st Congressional District, Vote For 1

Party	Candidate	Absentee		Early		Election		Total	
	Tom OSBORNE	0	0.00%	0	0.00%	30	53.57%	30	53.57%
	Samuel L. GASKINS	0	0.00%	0	0.00%	26	46.43%	26	46.43%
	Cast Votes:	0	0.00%	0	0.00%	56	80.00%	56	80.00%
	Over Votes:	0	0.00%	0	0.00%	0	0.00%	0	0.00%
	Under Votes:	0	0.00%	0	0.00%	14	20.00%	14	20.00%

Party	Candidate	Absentee		Early		Election		Total	
Precinct F101 (Ballots Cast: 165)									
UNITED STATES SENATOR, Vote For 1									
	James R. GOULD	0	0.00%	0	0.00%	5	6.41%	5	6.41%
	Rand PAUL	0	0.00%	0	0.00%	71	91.03%	71	91.03%
	Stephen Howard SLAUGHTER	0	0.00%	0	0.00%	2	2.56%	2	2.56%
	Cast Votes:	0	0.00%	0	0.00%	78	95.12%	78	95.12%
	Over Votes:	0	0.00%	0	0.00%	0	0.00%	0	0.00%
	Under Votes:	0	0.00%	0	0.00%	4	4.88%	4	4.88%
UNITED STATES REPRESENTATIVE in CONGRESS 1st Congressional District, Vote For 1									
	Mike PAPE	0	0.00%	0	0.00%	4	4.88%	4	4.88%
	Miles A. CAUGHEY JR.	0	0.00%	0	0.00%	2	2.44%	2	2.44%
	Jason BATTS	0	0.00%	0	0.00%	2	2.44%	2	2.44%
	James R. COMER	0	0.00%	0	0.00%	74	90.24%	74	90.24%
	Cast Votes:	0	0.00%	0	0.00%	82	100.00%	82	100.00%
	Over Votes:	0	0.00%	0	0.00%	0	0.00%	0	0.00%
	Under Votes:	0	0.00%	0	0.00%	0	0.00%	0	0.00%
PRESIDENT of the UNITED STATES, Vote For 1									
	Martin J. O'MALLEY	0	0.00%	0	0.00%	0	0.00%	0	0.00%
	Bernard "Bernie" SANDERS	0	0.00%	0	0.00%	54	65.85%	54	65.85%
	Hillary CLINTON	0	0.00%	0	0.00%	25	30.49%	25	30.49%
	Roque Rocky DE LA FUENTE	0	0.00%	0	0.00%	0	0.00%	0	0.00%
	"UNCOMMITTED"	0	0.00%	0	0.00%	3	3.66%	3	3.66%
	Cast Votes:	0	0.00%	0	0.00%	82	98.80%	82	98.80%
	Over Votes:	0	0.00%	0	0.00%	0	0.00%	0	0.00%
	Under Votes:	0	0.00%	0	0.00%	1	1.20%	1	1.20%
UNITED STATES SENATOR, Vote For 1									
	Jim GRAY	0	0.00%	0	0.00%	40	58.82%	40	58.82%
	Rory HOULIHAN	0	0.00%	0	0.00%	1	1.47%	1	1.47%
	Jeff KENDER	0	0.00%	0	0.00%	3	4.41%	3	4.41%
	Ron LEACH	0	0.00%	0	0.00%	7	10.29%	7	10.29%
	Tom RECKTENWALD	0	0.00%	0	0.00%	2	2.94%	2	2.94%
	Grant T. SHORT	0	0.00%	0	0.00%	5	7.35%	5	7.35%
	Sellus WILDER	0	0.00%	0	0.00%	10	14.71%	10	14.71%
	Cast Votes:	0	0.00%	0	0.00%	68	81.93%	68	81.93%
	Over Votes:	0	0.00%	0	0.00%	0	0.00%	0	0.00%
	Under Votes:	0	0.00%	0	0.00%	15	18.07%	15	18.07%

Precinct Report — Unofficial

PRESIDENTIAL PREFERENCE AND REGULAR PRIMARY — OFFICIAL BALLOT FOR TAYLOR COUNTY — May 17, 2016

05/17/2016 07:07 PM

Total Number of Voters : 3,853 of 0 = 0.00%

Precincts Reporting 21 of 21 = 100.00%

Party	Candidate	Absentee		Early		Election		Total	
Precinct F101 (Ballots Cast: 165)									
UNITED STATES REPRESENTATIVE in CONGRESS 1st Congressional District, Vote For 1									
	Tom OSBORNE	0	0.00%	0	0.00%	41	60.29%	41	60.29%
	Samuel L. GASKINS	0	0.00%	0	0.00%	27	39.71%	27	39.71%
	Cast Votes:	0	0.00%	0	0.00%	68	81.93%	68	81.93%
	Over Votes:	0	0.00%	0	0.00%	0	0.00%	0	0.00%
	Under Votes:	0	0.00%	0	0.00%	15	18.07%	15	18.07%

Precinct Report — Unofficial

PRESIDENTIAL PREFERENCE AND REGULAR PRIMARY — OFFICIAL BALLOT FOR TAYLOR COUNTY — May 17, 2016

05/17/2016 07:07 PM

Total Number of Voters : 3,853 of 0 = 0.00%

Precincts Reporting 21 of 21 = 100.00%

Party	Candidate	Absentee		Early		Election		Total	
Precinct F102 (Ballots Cast: 311)									
UNITED STATES SENATOR, Vote For 1									
	James R. GOULD	0	0.00%	0	0.00%	16	10.39%	16	10.39%
	Rand PAUL	0	0.00%	0	0.00%	134	87.01%	134	87.01%
	Stephen Howard SLAUGHTER	0	0.00%	0	0.00%	4	2.60%	4	2.60%
	Cast Votes:	0	0.00%	0	0.00%	154	96.25%	154	96.25%
	Over Votes:	0	0.00%	0	0.00%	0	0.00%	0	0.00%
	Under Votes:	0	0.00%	0	0.00%	6	3.75%	6	3.75%
UNITED STATES REPRESENTATIVE in CONGRESS 1st Congressional District, Vote For 1									
	Mike PAPE	0	0.00%	0	0.00%	4	2.53%	4	2.53%
	Miles A. CAUGHEY JR.	0	0.00%	0	0.00%	3	1.90%	3	1.90%
	Jason BATTS	0	0.00%	0	0.00%	12	7.59%	12	7.59%
	James R. COMER	0	0.00%	0	0.00%	139	87.97%	139	87.97%
	Cast Votes:	0	0.00%	0	0.00%	158	98.75%	158	98.75%
	Over Votes:	0	0.00%	0	0.00%	0	0.00%	0	0.00%
	Under Votes:	0	0.00%	0	0.00%	2	1.25%	2	1.25%
PRESIDENT of the UNITED STATES, Vote For 1									
	Martin J. O'MALLEY	0	0.00%	0	0.00%	0	0.00%	0	0.00%
	Bernard "Bernie" SANDERS	0	0.00%	0	0.00%	71	47.33%	71	47.33%
	Hillary CLINTON	0	0.00%	0	0.00%	74	49.33%	74	49.33%
	Roque Rocky DE LA FUENTE	0	0.00%	0	0.00%	0	0.00%	0	0.00%
	"UNCOMMITTED"	0	0.00%	0	0.00%	5	3.33%	5	3.33%
	Cast Votes:	0	0.00%	0	0.00%	150	99.34%	150	99.34%
	Over Votes:	0	0.00%	0	0.00%	0	0.00%	0	0.00%
	Under Votes:	0	0.00%	0	0.00%	1	0.66%	1	0.66%
UNITED STATES SENATOR, Vote For 1									
	Jim GRAY	0	0.00%	0	0.00%	95	71.43%	95	71.43%
	Rory HOULIHAN	0	0.00%	0	0.00%	5	3.76%	5	3.76%
	Jeff KENDER	0	0.00%	0	0.00%	8	6.02%	8	6.02%
	Ron LEACH	0	0.00%	0	0.00%	15	11.28%	15	11.28%
	Tom RECKTENWALD	0	0.00%	0	0.00%	5	3.76%	5	3.76%
	Grant T. SHORT	0	0.00%	0	0.00%	3	2.26%	3	2.26%
	Sellus WILDER	0	0.00%	0	0.00%	2	1.50%	2	1.50%
	Cast Votes:	0	0.00%	0	0.00%	133	88.08%	133	88.08%
	Over Votes:	0	0.00%	0	0.00%	0	0.00%	0	0.00%
	Under Votes:	0	0.00%	0	0.00%	18	11.92%	18	11.92%

Precinct Report — Unofficial

PRESIDENTIAL PREFERENCE AND REGULAR PRIMARY — OFFICIAL BALLOT FOR TAYLOR COUNTY — May 17, 2016

05/17/2016 07:07 PM

Total Number of Voters : 3,853 of 0 = 0.00%

Precincts Reporting 21 of 21 = 100.00%

Party	Candidate	Absentee		Early		Election		Total	
Precinct F102 (Ballots Cast: 311)									
UNITED STATES REPRESENTATIVE in CONGRESS 1st Congressional District, Vote For 1									
	Tom OSBORNE	0	0.00%	0	0.00%	72	62.07%	72	62.07%
	Samuel L. GASKINS	0	0.00%	0	0.00%	44	37.93%	44	37.93%
	Cast Votes:	0	0.00%	0	0.00%	116	76.82%	116	76.82%
	Over Votes:	0	0.00%	0	0.00%	0	0.00%	0	0.00%
	Under Votes:	0	0.00%	0	0.00%	35	23.18%	35	23.18%

Precinct Report — Unofficial

PRESIDENTIAL PREFERENCE AND REGULAR PRIMARY — OFFICIAL BALLOT FOR TAYLOR COUNTY — May 17, 2016

05/17/2016 07:07 PM

Total Number of Voters : 3,853 of 0 = 0.00%

Precincts Reporting 21 of 21 = 100.00%

Party	Candidate	Absentee		Early		Election		Total	
Precinct F103 (Ballots Cast: 254)									
UNITED STATES SENATOR, Vote For 1									
	James R. GOULD	0	0.00%	0	0.00%	11	9.09%	11	9.09%
	Rand PAUL	0	0.00%	0	0.00%	105	86.78%	105	86.78%
	Stephen Howard SLAUGHTER	0	0.00%	0	0.00%	5	4.13%	5	4.13%
	Cast Votes:	0	0.00%	0	0.00%	121	99.18%	121	99.18%
	Over Votes:	0	0.00%	0	0.00%	0	0.00%	0	0.00%
	Under Votes:	0	0.00%	0	0.00%	1	0.82%	1	0.82%
UNITED STATES REPRESENTATIVE in CONGRESS 1st Congressional District, Vote For 1									
	Mike PAPE	0	0.00%	0	0.00%	8	6.72%	8	6.72%
	Miles A. CAUGHEY JR.	0	0.00%	0	0.00%	1	0.84%	1	0.84%
	Jason BATTS	0	0.00%	0	0.00%	9	7.56%	9	7.56%
	James R. COMER	0	0.00%	0	0.00%	101	84.87%	101	84.87%
	Cast Votes:	0	0.00%	0	0.00%	119	97.54%	119	97.54%
	Over Votes:	0	0.00%	0	0.00%	0	0.00%	0	0.00%
	Under Votes:	0	0.00%	0	0.00%	3	2.46%	3	2.46%
PRESIDENT of the UNITED STATES, Vote For 1									
	Martin J. O'MALLEY	0	0.00%	0	0.00%	0	0.00%	0	0.00%
	Bernard "Bernie" SANDERS	0	0.00%	0	0.00%	48	36.36%	48	36.36%
	Hillary CLINTON	0	0.00%	0	0.00%	81	61.36%	81	61.36%
	Roque Rocky DE LA FUENTE	0	0.00%	0	0.00%	0	0.00%	0	0.00%
	"UNCOMMITTED"	0	0.00%	0	0.00%	3	2.27%	3	2.27%
	Cast Votes:	0	0.00%	0	0.00%	132	100.00%	132	100.00%
	Over Votes:	0	0.00%	0	0.00%	0	0.00%	0	0.00%
	Under Votes:	0	0.00%	0	0.00%	0	0.00%	0	0.00%
UNITED STATES SENATOR, Vote For 1									
	Jim GRAY	0	0.00%	0	0.00%	77	70.64%	77	70.64%
	Rory HOULIHAN	0	0.00%	0	0.00%	2	1.83%	2	1.83%
	Jeff KENDER	0	0.00%	0	0.00%	4	3.67%	4	3.67%
	Ron LEACH	0	0.00%	0	0.00%	10	9.17%	10	9.17%
	Tom RECKTENWALD	0	0.00%	0	0.00%	0	0.00%	0	0.00%
	Grant T. SHORT	0	0.00%	0	0.00%	3	2.75%	3	2.75%
	Sellus WILDER	0	0.00%	0	0.00%	13	11.93%	13	11.93%
	Cast Votes:	0	0.00%	0	0.00%	109	82.58%	109	82.58%
	Over Votes:	0	0.00%	0	0.00%	0	0.00%	0	0.00%
	Under Votes:	0	0.00%	0	0.00%	23	17.42%	23	17.42%

Precinct Report — Unofficial

PRESIDENTIAL PREFERENCE AND REGULAR PRIMARY — OFFICIAL BALLOT FOR TAYLOR COUNTY — May 17, 2016

05/17/2016 07:07 PM

Total Number of Voters : 3,853 of 0 = 0.00%

Precincts Reporting 21 of 21 = 100.00%

Party	Candidate	Absentee		Early		Election		Total	
Precinct F103 (Ballots Cast: 254)									
UNITED STATES REPRESENTATIVE in CONGRESS 1st Congressional District, Vote For 1									
	Tom OSBORNE	0	0.00%	0	0.00%	44	46.81%	44	46.81%
	Samuel L. GASKINS	0	0.00%	0	0.00%	50	53.19%	50	53.19%
	Cast Votes:	0	0.00%	0	0.00%	94	71.21%	94	71.21%
	Over Votes:	0	0.00%	0	0.00%	0	0.00%	0	0.00%
	Under Votes:	0	0.00%	0	0.00%	38	28.79%	38	28.79%

TODD COUNTY - PRESIDENTIAL PREFERENCE AND REGULAR PRIMARY

	UNITED STATES SENATOR			UNITED STATES REPRESENTATIVE				STATE REPRESENTATIVE - 16TH DISTRICT		PRESIDENT OF THE UNITED STATES				
	REP	REP	REP	REP	REP	REP	REP	REP	REP	DEM	DEM	DEM	DEM	DEM
	James R. GOULD	Rand PAUL	Stephen Howard SLAUGHTER	Mike PAPE	Miles A. CAUGHEY, Jr.	Jason BATTS	James R. COMER	Ami BROOKS	JASON PETRIE	Martin J. O'MALLEY	Bernard "Bernie" SANDERS	Hillary CLINTON	Roque Rocky DE LA FUENTE	"UNCOMMITTED"
Total														
ALLEGRE	6	25	1	16	1	2	9	5	26	1	47	15	0	7
ELKTON #1	2	20	1	9	0	5	9	2	21	2	23	21	1	9
FAIRVIEW	4	11	0	14	0	0	1	3	12	0	26	12	0	3
SHARON GROVE	3	25	2	10	0	1	19	2	28	4	46	15	1	6
CLIFTY	1	12	2	6	0	0	9	3	12	0	46	9	0	2
ELKTON #2	0	4	0	1	0	1	2	0	4	0	21	5	0	0
KIRKMANSVILLE	0	5	0	2	1	0	2	3	2	0	12	1	0	2
ELKTON #3	6	23	0	13	1	2	13	3	26	1	61	77	0	10
TRENTON	2	24	0	15	1	4	5	6	21	1	52	33	0	9
ALLENSVILLE	1	7	1	5	0	0	4	0	9	0	6	14	0	2
ELKTON #4	2	51	2	24	4	5	24	2	54	6	102	74	0	21
GUTHRIE #1	3	24	1	10	3	5	10	4	24	0	23	18	0	7
GUTHRIE #2	1	23	0	9	1	4	7	3	21	1	32	28	0	3
ABSENTEE	0	17	0	10	0	2	6	2	16	2	10	11	0	7
TOTALS	31	271	10	144	12	31	120	38	276	18	507	333	2	88

UNITED STATES SENATOR							United States Representative in Congress 1st Congressional District			TOTAL VOTES CAST PER PRECINCT
DEM	DEM	DEM	DEM	DEM	DEM	DEM	DEM	DEM		
Jim GRAY	Rory HOULIHAN	Jeff KENDER	Ron LEACH	Tom RECKTENWALD	Grant T. SHORT	Sellus WILDER	Tom OSBORNE	Samuel L. GASKINS		
23	4	5	13	0	1	0	31	19	ALLEGRE	103
24	2	7	6	1	1	8	19	33	ELKTON #1	79
15	0	3	5	1	3	2	24	6	FAIRVIEW	56
32	2	9	6	1	4	6	41	19	SHARON GROVE	102
19	3	9	5	3	4	5	22	23	CLIFTY	72
11	4	2	4	1	3	1	12	14	ELKTON #2	31
11	0	1	1	0	2	0	7	8	KIRKMANSVILLE	20
54	5	13	21	4	10	7	72	43	ELKTON #3	181
47	3	7	13	4	5	4	35	35	TRENTON	122
8	0	4	4	0	0	1	12	6	ALLENSVILLE	31
72	11	25	27	8	8	18	65	105	ELKTON #4	266
15	4	2	6	2	9	3	25	13	GUTHRIE #1	78
23	3	9	19	3	2	3	42	19	GUTHRIE #2	90
14	2	1	4	0	2	2	17	9	ABSENTEE	49
368	43	97	134	28	54	60	424	352	Total Votes Cast	1280

Cumulative Report — Unofficial

PRESIDENTIAL PREFERENCE AND REGULAR PRIMARY — OFFICIAL BALLOT FOR TRIGG COUNTY — May 17, 2016

05/17/2016 07:59 PM

Total Number of Voters : 2,345 of 0 = 0.00%

Precincts Reporting 16 of 16 = 100.00%

Party	Candidate	Absentee		Early		Election		Total	
UNITED STATES SENATOR, Vote For 1									
	James R. GOULD	0	0.00%	0	0.00%	75	9.00%	75	9.00%
	Rand PAUL	0	0.00%	0	0.00%	729	87.52%	729	87.52%
	Stephen Howard SLAUGHTER	0	0.00%	0	0.00%	29	3.48%	29	3.48%
	Cast Votes:	0	0.00%	0	0.00%	833	98.35%	833	98.35%
	Over Votes:	0	0.00%	0	0.00%	0	0.00%	0	0.00%
	Under Votes:	0	0.00%	0	0.00%	14	1.65%	14	1.65%
UNITED STATES REPRESENTATIVE in CONGRESS 1st Congressional District, Vote For 1									
	Mike PAPE	0	0.00%	0	0.00%	426	50.71%	426	50.71%
	Miles A. CAUGHEY JR.	0	0.00%	0	0.00%	23	2.74%	23	2.74%
	Jason BATTS	0	0.00%	0	0.00%	95	11.31%	95	11.31%
	James R. COMER	0	0.00%	0	0.00%	296	35.24%	296	35.24%
	Cast Votes:	0	0.00%	0	0.00%	840	99.17%	840	99.17%
	Over Votes:	0	0.00%	0	0.00%	0	0.00%	0	0.00%
	Under Votes:	0	0.00%	0	0.00%	7	0.83%	7	0.83%
PRESIDENT of the UNITED STATES, Vote For 1									
	Martin J. O'MALLEY	0	0.00%	0	0.00%	29	1.96%	29	1.96%
	Bernard "Bernie" SANDERS	0	0.00%	0	0.00%	715	48.31%	715	48.31%
	Hillary CLINTON	0	0.00%	0	0.00%	604	40.81%	604	40.81%
	Roque Rocky DE LA FUENTE	0	0.00%	0	0.00%	13	0.88%	13	0.88%
	"UNCOMMITTED"	0	0.00%	0	0.00%	119	8.04%	119	8.04%
	Cast Votes:	0	0.00%	0	0.00%	1,480	98.80%	1,480	98.80%
	Over Votes:	0	0.00%	0	0.00%	1	0.07%	1	0.07%
	Under Votes:	0	0.00%	0	0.00%	17	1.13%	17	1.13%
UNITED STATES SENATOR, Vote For 1									
	Jim GRAY	0	0.00%	0	0.00%	679	53.42%	679	53.42%
	Rory HOULIHAN	0	0.00%	0	0.00%	61	4.80%	61	4.80%
	Jeff KENDER	0	0.00%	0	0.00%	131	10.31%	131	10.31%
	Ron LEACH	0	0.00%	0	0.00%	166	13.06%	166	13.06%
	Tom RECKTENWALD	0	0.00%	0	0.00%	36	2.83%	36	2.83%
	Grant T. SHORT	0	0.00%	0	0.00%	64	5.04%	64	5.04%
	Sellus WILDER	0	0.00%	0	0.00%	134	10.54%	134	10.54%
	Cast Votes:	0	0.00%	0	0.00%	1,271	84.85%	1,271	84.85%
	Over Votes:	0	0.00%	0	0.00%	0	0.00%	0	0.00%
	Under Votes:	0	0.00%	0	0.00%	227	15.15%	227	15.15%

Cumulative Report — Unofficial

PRESIDENTIAL PREFERENCE AND REGULAR PRIMARY — OFFICIAL BALLOT FOR TRIGG COUNTY — May 17, 2016

05/17/2016 07:59 PM

Total Number of Voters : 2,345 of 0 = 0.00%

Precincts Reporting 16 of 16 = 100.00%

Party	Candidate	Absentee		Early		Election		Total	
UNITED STATES REPRESENTATIVE in CONGRESS 1st Congressional District, Vote For 1									
	Tom OSBORNE	0	0.00%	0	0.00%	827	66.00%	827	66.00%
	Samuel L. GASKINS	0	0.00%	0	0.00%	426	34.00%	426	34.00%
	Cast Votes:	0	0.00%	0	0.00%	1,253	83.64%	1,253	83.64%
	Over Votes:	0	0.00%	0	0.00%	0	0.00%	0	0.00%
	Under Votes:	0	0.00%	0	0.00%	245	16.36%	245	16.36%
STATE REPRESENTATIVE 8th Representative District, Vote For 1									
	Jeffery R. TAYLOR	0	0.00%	0	0.00%	403	67.73%	403	67.73%
	John Ward THOMAS	0	0.00%	0	0.00%	192	32.27%	192	32.27%
	Cast Votes:	0	0.00%	0	0.00%	595	92.25%	595	92.25%
	Over Votes:	0	0.00%	0	0.00%	0	0.00%	0	0.00%
	Under Votes:	0	0.00%	0	0.00%	50	7.75%	50	7.75%

Precinct Report — Unofficial

PRESIDENTIAL PREFERENCE AND REGULAR PRIMARY — OFFICIAL BALLOT FOR TRIGG COUNTY — May 17, 2016

05/17/2016 08:00 PM

Total Number of Voters : 2,345 of 0 = 0.00%

Precincts Reporting 16 of 16 = 100.00%

Party	Candidate	Early		Election		Total	
Precinct AB (Ballots Cast: 107)							
UNITED STATES SENATOR, Vote For 1							
	James R. GOULD	0	0.00%	5	13.51%	5	13.51%
	Rand PAUL	0	0.00%	30	81.08%	30	81.08%
	Stephen Howard SLAUGHTER	0	0.00%	2	5.41%	2	5.41%
	Cast Votes:	0	0.00%	37	94.87%	37	94.87%
	Over Votes:	0	0.00%	0	0.00%	0	0.00%
	Under Votes:	0	0.00%	2	5.13%	2	5.13%
UNITED STATES REPRESENTATIVE in CONGRESS 1st Congressional District, Vote For 1							
	Mike PAPE	0	0.00%	18	46.15%	18	46.15%
	Miles A. CAUGHEY JR.	0	0.00%	1	2.56%	1	2.56%
	Jason BATTS	0	0.00%	6	15.38%	6	15.38%
	James R. COMER	0	0.00%	14	35.90%	14	35.90%
	Cast Votes:	0	0.00%	39	100.00%	39	100.00%
	Over Votes:	0	0.00%	0	0.00%	0	0.00%
	Under Votes:	0	0.00%	0	0.00%	0	0.00%
PRESIDENT of the UNITED STATES, Vote For 1							
	Martin J. O'MALLEY	0	0.00%	3	4.48%	3	4.48%
	Bernard "Bernie" SANDERS	0	0.00%	25	37.31%	25	37.31%
	Hillary CLINTON	0	0.00%	29	43.28%	29	43.28%
	Roque Rocky DE LA FUENTE	0	0.00%	2	2.99%	2	2.99%
	"UNCOMMITTED"	0	0.00%	8	11.94%	8	11.94%
	Cast Votes:	0	0.00%	67	98.53%	67	98.53%
	Over Votes:	0	0.00%	0	0.00%	0	0.00%
	Under Votes:	0	0.00%	1	1.47%	1	1.47%
UNITED STATES SENATOR, Vote For 1							
	Jim GRAY	0	0.00%	35	62.50%	35	62.50%
	Rory HOULIHAN	0	0.00%	1	1.79%	1	1.79%
	Jeff KENDER	0	0.00%	2	3.57%	2	3.57%
	Ron LEACH	0	0.00%	1	1.79%	1	1.79%
	Tom RECKTENWALD	0	0.00%	5	8.93%	5	8.93%
	Grant T. SHORT	0	0.00%	4	7.14%	4	7.14%
	Sellus WILDER	0	0.00%	8	14.29%	8	14.29%
	Cast Votes:	0	0.00%	56	82.35%	56	82.35%
	Over Votes:	0	0.00%	0	0.00%	0	0.00%
	Under Votes:	0	0.00%	12	17.65%	12	17.65%

Precinct Report — Unofficial

PRESIDENTIAL PREFERENCE AND REGULAR PRIMARY — OFFICIAL BALLOT FOR TRIGG COUNTY — May 17, 2016

05/17/2016 08:00 PM

Total Number of Voters : 2,345 of 0 = 0.00%

Precincts Reporting 16 of 16 = 100.00%

Party	Candidate	Early		Election		Total	
Precinct AB (Ballots Cast: 107)							
UNITED STATES REPRESENTATIVE in CONGRESS 1st Congressional District, Vote For 1							
	Tom OSBORNE	0	0.00%	34	62.96%	34	62.96%
	Samuel L. GASKINS	0	0.00%	20	37.04%	20	37.04%
	Cast Votes:	0	0.00%	54	79.41%	54	79.41%
	Over Votes:	0	0.00%	0	0.00%	0	0.00%
	Under Votes:	0	0.00%	14	20.59%	14	20.59%
STATE REPRESENTATIVE 8th Representative District, Vote For 1							
	Jeffery R. TAYLOR	0	0.00%	25	86.21%	25	86.21%
	John Ward THOMAS	0	0.00%	4	13.79%	4	13.79%
	Cast Votes:	0	0.00%	29	85.29%	29	85.29%
	Over Votes:	0	0.00%	0	0.00%	0	0.00%
	Under Votes:	0	0.00%	5	14.71%	5	14.71%

Precinct Report — Unofficial

PRESIDENTIAL PREFERENCE AND REGULAR PRIMARY — OFFICIAL BALLOT FOR TRIGG COUNTY — May 17, 2016

05/17/2016 08:00 PM

Total Number of Voters : 2,345 of 0 = 0.00%

Precincts Reporting 16 of 16 = 100.00%

Party	Candidate	Early		Election		Total	
Precinct A101 (Ballots Cast: 306)							
UNITED STATES SENATOR, Vote For 1							
	James R. GOULD	0	0.00%	10	9.17%	10	9.17%
	Rand PAUL	0	0.00%	97	88.99%	97	88.99%
	Stephen Howard SLAUGHTER	0	0.00%	2	1.83%	2	1.83%
	Cast Votes:	0	0.00%	109	96.46%	109	96.46%
	Over Votes:	0	0.00%	0	0.00%	0	0.00%
	Under Votes:	0	0.00%	4	3.54%	4	3.54%
UNITED STATES REPRESENTATIVE in CONGRESS 1st Congressional District, Vote For 1							
	Mike PAPE	0	0.00%	58	52.25%	58	52.25%
	Miles A. CAUGHEY JR.	0	0.00%	1	0.90%	1	0.90%
	Jason BATTS	0	0.00%	16	14.41%	16	14.41%
	James R. COMER	0	0.00%	36	32.43%	36	32.43%
	Cast Votes:	0	0.00%	111	98.23%	111	98.23%
	Over Votes:	0	0.00%	0	0.00%	0	0.00%
	Under Votes:	0	0.00%	2	1.77%	2	1.77%
PRESIDENT of the UNITED STATES, Vote For 1							
	Martin J. O'MALLEY	0	0.00%	8	4.23%	8	4.23%
	Bernard "Bernie" SANDERS	0	0.00%	74	39.15%	74	39.15%
	Hillary CLINTON	0	0.00%	95	50.26%	95	50.26%
	Roque Rocky DE LA FUENTE	0	0.00%	1	0.53%	1	0.53%
	"UNCOMMITTED"	0	0.00%	11	5.82%	11	5.82%
	Cast Votes:	0	0.00%	189	97.93%	189	97.93%
	Over Votes:	0	0.00%	0	0.00%	0	0.00%
	Under Votes:	0	0.00%	4	2.07%	4	2.07%
UNITED STATES SENATOR, Vote For 1							
	Jim GRAY	0	0.00%	81	50.94%	81	50.94%
	Rory HOULIHAN	0	0.00%	5	3.14%	5	3.14%
	Jeff KENDER	0	0.00%	16	10.06%	16	10.06%
	Ron LEACH	0	0.00%	24	15.09%	24	15.09%
	Tom RECKTENWALD	0	0.00%	7	4.40%	7	4.40%
	Grant T. SHORT	0	0.00%	9	5.66%	9	5.66%
	Sellus WILDER	0	0.00%	17	10.69%	17	10.69%
	Cast Votes:	0	0.00%	159	82.38%	159	82.38%
	Over Votes:	0	0.00%	0	0.00%	0	0.00%
	Under Votes:	0	0.00%	34	17.62%	34	17.62%

Precinct Report — Unofficial

PRESIDENTIAL PREFERENCE AND REGULAR PRIMARY — OFFICIAL BALLOT FOR TRIGG COUNTY — May 17, 2016

05/17/2016 08:00 PM

Total Number of Voters : 2,345 of 0 = 0.00%

Precincts Reporting 16 of 16 = 100.00%

Party	Candidate	Early		Election		Total	
Precinct A101 (Ballots Cast: 306)							
UNITED STATES REPRESENTATIVE in CONGRESS 1st Congressional District, Vote For 1							
	Tom OSBORNE	0	0.00%	102	66.67%	102	66.67%
	Samuel L. GASKINS	0	0.00%	51	33.33%	51	33.33%
	Cast Votes:	0	0.00%	153	79.27%	153	79.27%
	Over Votes:	0	0.00%	0	0.00%	0	0.00%
	Under Votes:	0	0.00%	40	20.73%	40	20.73%
STATE REPRESENTATIVE 8th Representative District, Vote For 1							
	Jeffery R. TAYLOR	0	0.00%	118	67.82%	118	67.82%
	John Ward THOMAS	0	0.00%	56	32.18%	56	32.18%
	Cast Votes:	0	0.00%	174	90.16%	174	90.16%
	Over Votes:	0	0.00%	0	0.00%	0	0.00%
	Under Votes:	0	0.00%	19	9.84%	19	9.84%

Precinct Report — Unofficial

PRESIDENTIAL PREFERENCE AND REGULAR PRIMARY — OFFICIAL BALLOT FOR TRIGG COUNTY — May 17, 2016

05/17/2016 08:00 PM

Total Number of Voters : 2,345 of 0 = 0.00%

Precincts Reporting 16 of 16 = 100.00%

Party	Candidate	Early		Election		Total	
Precinct A102 (Ballots Cast: 28)							
UNITED STATES SENATOR, Vote For 1							
	James R. GOULD	0	0.00%	1	5.88%	1	5.88%
	Rand PAUL	0	0.00%	16	94.12%	16	94.12%
	Stephen Howard SLAUGHTER	0	0.00%	0	0.00%	0	0.00%
	Cast Votes:	0	0.00%	17	100.00%	17	100.00%
	Over Votes:	0	0.00%	0	0.00%	0	0.00%
	Under Votes:	0	0.00%	0	0.00%	0	0.00%
UNITED STATES REPRESENTATIVE in CONGRESS 1st Congressional District, Vote For 1							
	Mike PAPE	0	0.00%	9	52.94%	9	52.94%
	Miles A. CAUGHEY JR.	0	0.00%	0	0.00%	0	0.00%
	Jason BATTS	0	0.00%	3	17.65%	3	17.65%
	James R. COMER	0	0.00%	5	29.41%	5	29.41%
	Cast Votes:	0	0.00%	17	100.00%	17	100.00%
	Over Votes:	0	0.00%	0	0.00%	0	0.00%
	Under Votes:	0	0.00%	0	0.00%	0	0.00%
PRESIDENT of the UNITED STATES, Vote For 1							
	Martin J. O'MALLEY	0	0.00%	0	0.00%	0	0.00%
	Bernard "Bernie" SANDERS	0	0.00%	6	54.55%	6	54.55%
	Hillary CLINTON	0	0.00%	5	45.45%	5	45.45%
	Roque Rocky DE LA FUENTE	0	0.00%	0	0.00%	0	0.00%
	"UNCOMMITTED"	0	0.00%	0	0.00%	0	0.00%
	Cast Votes:	0	0.00%	11	100.00%	11	100.00%
	Over Votes:	0	0.00%	0	0.00%	0	0.00%
	Under Votes:	0	0.00%	0	0.00%	0	0.00%
UNITED STATES SENATOR, Vote For 1							
	Jim GRAY	0	0.00%	5	55.56%	5	55.56%
	Rory HOULIHAN	0	0.00%	0	0.00%	0	0.00%
	Jeff KENDER	0	0.00%	1	11.11%	1	11.11%
	Ron LEACH	0	0.00%	2	22.22%	2	22.22%
	Tom RECKTENWALD	0	0.00%	0	0.00%	0	0.00%
	Grant T. SHORT	0	0.00%	0	0.00%	0	0.00%
	Sellus WILDER	0	0.00%	1	11.11%	1	11.11%
	Cast Votes:	0	0.00%	9	81.82%	9	81.82%
	Over Votes:	0	0.00%	0	0.00%	0	0.00%
	Under Votes:	0	0.00%	2	18.18%	2	18.18%

Total Number of Voters : 2,345 of 0 = 0.00%

Precincts Reporting 16 of 16 = 100.00%

Party	Candidate	Early		Election		Total	
Precinct A102 (Ballots Cast: 28)							
UNITED STATES REPRESENTATIVE in CONGRESS 1st Congressional District, Vote For 1							
	Tom OSBORNE	0	0.00%	5	55.56%	5	55.56%
	Samuel L. GASKINS	0	0.00%	4	44.44%	4	44.44%
	Cast Votes:	0	0.00%	9	81.82%	9	81.82%
	Over Votes:	0	0.00%	0	0.00%	0	0.00%
	Under Votes:	0	0.00%	2	18.18%	2	18.18%

Precinct Report — Unofficial

PRESIDENTIAL PREFERENCE AND REGULAR PRIMARY — OFFICIAL BALLOT FOR TRIGG COUNTY — May 17, 2016

05/17/2016 08:00 PM

Total Number of Voters : 2,345 of 0 = 0.00%

Precincts Reporting 16 of 16 = 100.00%

Party	Candidate	Early		Election		Total	
Precinct B101 (Ballots Cast: 153)							
UNITED STATES SENATOR, Vote For 1							
	James R. GOULD	0	0.00%	4	6.78%	4	6.78%
	Rand PAUL	0	0.00%	53	89.83%	53	89.83%
	Stephen Howard SLAUGHTER	0	0.00%	2	3.39%	2	3.39%
	Cast Votes:	0	0.00%	59	100.00%	59	100.00%
	Over Votes:	0	0.00%	0	0.00%	0	0.00%
	Under Votes:	0	0.00%	0	0.00%	0	0.00%
UNITED STATES REPRESENTATIVE in CONGRESS 1st Congressional District, Vote For 1							
	Mike PAPE	0	0.00%	31	53.45%	31	53.45%
	Miles A. CAUGHEY JR.	0	0.00%	2	3.45%	2	3.45%
	Jason BATTS	0	0.00%	8	13.79%	8	13.79%
	James R. COMER	0	0.00%	17	29.31%	17	29.31%
	Cast Votes:	0	0.00%	58	98.31%	58	98.31%
	Over Votes:	0	0.00%	0	0.00%	0	0.00%
	Under Votes:	0	0.00%	1	1.69%	1	1.69%
PRESIDENT of the UNITED STATES, Vote For 1							
	Martin J. O'MALLEY	0	0.00%	3	3.23%	3	3.23%
	Bernard "Bernie" SANDERS	0	0.00%	54	58.06%	54	58.06%
	Hillary CLINTON	0	0.00%	26	27.96%	26	27.96%
	Roque Rocky DE LA FUENTE	0	0.00%	0	0.00%	0	0.00%
	"UNCOMMITTED"	0	0.00%	10	10.75%	10	10.75%
	Cast Votes:	0	0.00%	93	98.94%	93	98.94%
	Over Votes:	0	0.00%	0	0.00%	0	0.00%
	Under Votes:	0	0.00%	1	1.06%	1	1.06%
UNITED STATES SENATOR, Vote For 1							
	Jim GRAY	0	0.00%	43	55.13%	43	55.13%
	Rory HOULIHAN	0	0.00%	1	1.28%	1	1.28%
	Jeff KENDER	0	0.00%	10	12.82%	10	12.82%
	Ron LEACH	0	0.00%	15	19.23%	15	19.23%
	Tom RECKTENWALD	0	0.00%	0	0.00%	0	0.00%
	Grant T. SHORT	0	0.00%	3	3.85%	3	3.85%
	Sellus WILDER	0	0.00%	6	7.69%	6	7.69%
	Cast Votes:	0	0.00%	78	82.98%	78	82.98%
	Over Votes:	0	0.00%	0	0.00%	0	0.00%
	Under Votes:	0	0.00%	16	17.02%	16	17.02%

Precinct Report — Unofficial

PRESIDENTIAL PREFERENCE AND REGULAR PRIMARY — OFFICIAL BALLOT FOR TRIGG COUNTY — May 17, 2016

05/17/2016 08:00 PM

Total Number of Voters : 2,345 of 0 = 0.00%

Precincts Reporting 16 of 16 = 100.00%

Party	Candidate	Early		Election		Total	
Precinct B101 (Ballots Cast: 153)							
UNITED STATES REPRESENTATIVE in CONGRESS 1st Congressional District, Vote For 1							
	Tom OSBORNE	0	0.00%	53	66.25%	53	66.25%
	Samuel L. GASKINS	0	0.00%	27	33.75%	27	33.75%
	Cast Votes:	0	0.00%	80	85.11%	80	85.11%
	Over Votes:	0	0.00%	0	0.00%	0	0.00%
	Under Votes:	0	0.00%	14	14.89%	14	14.89%

Precinct Report — Unofficial

PRESIDENTIAL PREFERENCE AND REGULAR PRIMARY — OFFICIAL BALLOT FOR TRIGG COUNTY — May 17, 2016

05/17/2016 08:00 PM

Total Number of Voters : 2,345 of 0 = 0.00%

Precincts Reporting 16 of 16 = 100.00%

Party	Candidate	Early		Election		Total	
Precinct B102 (Ballots Cast: 231)							
UNITED STATES SENATOR, Vote For 1							
	James R. GOULD	0	0.00%	13	12.87%	13	12.87%
	Rand PAUL	0	0.00%	85	84.16%	85	84.16%
	Stephen Howard SLAUGHTER	0	0.00%	3	2.97%	3	2.97%
	Cast Votes:	0	0.00%	101	100.00%	101	100.00%
	Over Votes:	0	0.00%	0	0.00%	0	0.00%
	Under Votes:	0	0.00%	0	0.00%	0	0.00%
UNITED STATES REPRESENTATIVE in CONGRESS 1st Congressional District, Vote For 1							
	Mike PAPE	0	0.00%	56	55.45%	56	55.45%
	Miles A. CAUGHEY JR.	0	0.00%	2	1.98%	2	1.98%
	Jason BATTS	0	0.00%	15	14.85%	15	14.85%
	James R. COMER	0	0.00%	28	27.72%	28	27.72%
	Cast Votes:	0	0.00%	101	100.00%	101	100.00%
	Over Votes:	0	0.00%	0	0.00%	0	0.00%
	Under Votes:	0	0.00%	0	0.00%	0	0.00%
PRESIDENT of the UNITED STATES, Vote For 1							
	Martin J. O'MALLEY	0	0.00%	1	0.77%	1	0.77%
	Bernard "Bernie" SANDERS	0	0.00%	56	43.08%	56	43.08%
	Hillary CLINTON	0	0.00%	62	47.69%	62	47.69%
	Roque Rocky DE LA FUENTE	0	0.00%	1	0.77%	1	0.77%
	"UNCOMMITTED"	0	0.00%	10	7.69%	10	7.69%
	Cast Votes:	0	0.00%	130	100.00%	130	100.00%
	Over Votes:	0	0.00%	0	0.00%	0	0.00%
	Under Votes:	0	0.00%	0	0.00%	0	0.00%
UNITED STATES SENATOR, Vote For 1							
	Jim GRAY	0	0.00%	63	58.33%	63	58.33%
	Rory HOULIHAN	0	0.00%	7	6.48%	7	6.48%
	Jeff KENDER	0	0.00%	8	7.41%	8	7.41%
	Ron LEACH	0	0.00%	10	9.26%	10	9.26%
	Tom RECKTENWALD	0	0.00%	3	2.78%	3	2.78%
	Grant T. SHORT	0	0.00%	7	6.48%	7	6.48%
	Sellus WILDER	0	0.00%	10	9.26%	10	9.26%
	Cast Votes:	0	0.00%	108	83.08%	108	83.08%
	Over Votes:	0	0.00%	0	0.00%	0	0.00%
	Under Votes:	0	0.00%	22	16.92%	22	16.92%

Precinct Report — Unofficial

PRESIDENTIAL PREFERENCE AND REGULAR PRIMARY — OFFICIAL BALLOT FOR TRIGG COUNTY — May 17, 2016

05/17/2016 08:00 PM

Total Number of Voters : 2,345 of 0 = 0.00%

Precincts Reporting 16 of 16 = 100.00%

Party	Candidate	Early		Election		Total	
Precinct B102 (Ballots Cast: 231)							
UNITED STATES REPRESENTATIVE in CONGRESS 1st Congressional District, Vote For 1							
	Tom OSBORNE	0	0.00%	70	66.04%	70	66.04%
	Samuel L. GASKINS	0	0.00%	36	33.96%	36	33.96%
	Cast Votes:	0	0.00%	106	81.54%	106	81.54%
	Over Votes:	0	0.00%	0	0.00%	0	0.00%
	Under Votes:	0	0.00%	24	18.46%	24	18.46%

Total Number of Voters : 2,345 of 0 = 0.00%

Precincts Reporting 16 of 16 = 100.00%

Party	Candidate	Early		Election		Total	
Precinct C101 (Ballots Cast: 318)							
UNITED STATES SENATOR, Vote For 1							
	James R. GOULD	0	0.00%	7	7.07%	7	7.07%
	Rand PAUL	0	0.00%	89	89.90%	89	89.90%
	Stephen Howard SLAUGHTER	0	0.00%	3	3.03%	3	3.03%
	Cast Votes:	0	0.00%	99	98.02%	99	98.02%
	Over Votes:	0	0.00%	0	0.00%	0	0.00%
	Under Votes:	0	0.00%	2	1.98%	2	1.98%
UNITED STATES REPRESENTATIVE in CONGRESS 1st Congressional District, Vote For 1							
	Mike PAPE	0	0.00%	56	56.00%	56	56.00%
	Miles A. CAUGHEY JR.	0	0.00%	2	2.00%	2	2.00%
	Jason BATTS	0	0.00%	5	5.00%	5	5.00%
	James R. COMER	0	0.00%	37	37.00%	37	37.00%
	Cast Votes:	0	0.00%	100	99.01%	100	99.01%
	Over Votes:	0	0.00%	0	0.00%	0	0.00%
	Under Votes:	0	0.00%	1	0.99%	1	0.99%
PRESIDENT of the UNITED STATES, Vote For 1							
	Martin J. O'MALLEY	0	0.00%	2	0.94%	2	0.94%
	Bernard "Bernie" SANDERS	0	0.00%	93	43.66%	93	43.66%
	Hillary CLINTON	0	0.00%	98	46.01%	98	46.01%
	Roque Rocky DE LA FUENTE	0	0.00%	1	0.47%	1	0.47%
	"UNCOMMITTED"	0	0.00%	19	8.92%	19	8.92%
	Cast Votes:	0	0.00%	213	98.16%	213	98.16%
	Over Votes:	0	0.00%	0	0.00%	0	0.00%
	Under Votes:	0	0.00%	4	1.84%	4	1.84%
UNITED STATES SENATOR, Vote For 1							
	Jim GRAY	0	0.00%	100	54.05%	100	54.05%
	Rory HOULIHAN	0	0.00%	7	3.78%	7	3.78%
	Jeff KENDER	0	0.00%	17	9.19%	17	9.19%
	Ron LEACH	0	0.00%	24	12.97%	24	12.97%
	Tom RECKTENWALD	0	0.00%	7	3.78%	7	3.78%
	Grant T. SHORT	0	0.00%	11	5.95%	11	5.95%
	Sellus WILDER	0	0.00%	19	10.27%	19	10.27%
	Cast Votes:	0	0.00%	185	85.25%	185	85.25%
	Over Votes:	0	0.00%	0	0.00%	0	0.00%
	Under Votes:	0	0.00%	32	14.75%	32	14.75%

Total Number of Voters : 2,345 of 0 = 0.00%

Precincts Reporting 16 of 16 = 100.00%

Party	Candidate	Early		Election		Total	
Precinct C101 (Ballots Cast: 318)							
UNITED STATES REPRESENTATIVE in CONGRESS 1st Congressional District, Vote For 1							
	Tom OSBORNE	0	0.00%	122	67.78%	122	67.78%
	Samuel L. GASKINS	0	0.00%	58	32.22%	58	32.22%
	Cast Votes:	0	0.00%	180	82.95%	180	82.95%
	Over Votes:	0	0.00%	0	0.00%	0	0.00%
	Under Votes:	0	0.00%	37	17.05%	37	17.05%
STATE REPRESENTATIVE 8th Representative District, Vote For 1							
	Jeffery R. TAYLOR	0	0.00%	144	70.94%	144	70.94%
	John Ward THOMAS	0	0.00%	59	29.06%	59	29.06%
	Cast Votes:	0	0.00%	203	93.55%	203	93.55%
	Over Votes:	0	0.00%	0	0.00%	0	0.00%
	Under Votes:	0	0.00%	14	6.45%	14	6.45%

Precinct Report — Unofficial

PRESIDENTIAL PREFERENCE AND REGULAR PRIMARY — OFFICIAL BALLOT FOR TRIGG COUNTY — May 17, 2016

05/17/2016 08:00 PM

Total Number of Voters : 2,345 of 0 = 0.00%

Precincts Reporting 16 of 16 = 100.00%

Party	Candidate	Early		Election		Total	
Precinct D101 (Ballots Cast: 171)							
UNITED STATES SENATOR, Vote For 1							
	James R. GOULD	0	0.00%	2	6.90%	2	6.90%
	Rand PAUL	0	0.00%	27	93.10%	27	93.10%
	Stephen Howard SLAUGHTER	0	0.00%	0	0.00%	0	0.00%
	Cast Votes:	0	0.00%	29	100.00%	29	100.00%
	Over Votes:	0	0.00%	0	0.00%	0	0.00%
	Under Votes:	0	0.00%	0	0.00%	0	0.00%
UNITED STATES REPRESENTATIVE in CONGRESS 1st Congressional District, Vote For 1							
	Mike PAPE	0	0.00%	16	55.17%	16	55.17%
	Miles A. CAUGHEY JR.	0	0.00%	1	3.45%	1	3.45%
	Jason BATTS	0	0.00%	3	10.34%	3	10.34%
	James R. COMER	0	0.00%	9	31.03%	9	31.03%
	Cast Votes:	0	0.00%	29	100.00%	29	100.00%
	Over Votes:	0	0.00%	0	0.00%	0	0.00%
	Under Votes:	0	0.00%	0	0.00%	0	0.00%
PRESIDENT of the UNITED STATES, Vote For 1							
	Martin J. O'MALLEY	0	0.00%	1	0.70%	1	0.70%
	Bernard "Bernie" SANDERS	0	0.00%	59	41.55%	59	41.55%
	Hillary CLINTON	0	0.00%	63	44.37%	63	44.37%
	Roque Rocky DE LA FUENTE	0	0.00%	4	2.82%	4	2.82%
	"UNCOMMITTED"	0	0.00%	15	10.56%	15	10.56%
	Cast Votes:	0	0.00%	142	100.00%	142	100.00%
	Over Votes:	0	0.00%	0	0.00%	0	0.00%
	Under Votes:	0	0.00%	0	0.00%	0	0.00%
UNITED STATES SENATOR, Vote For 1							
	Jim GRAY	0	0.00%	63	52.50%	63	52.50%
	Rory HOULIHAN	0	0.00%	9	7.50%	9	7.50%
	Jeff KENDER	0	0.00%	14	11.67%	14	11.67%
	Ron LEACH	0	0.00%	19	15.83%	19	15.83%
	Tom RECKTENWALD	0	0.00%	4	3.33%	4	3.33%
	Grant T. SHORT	0	0.00%	4	3.33%	4	3.33%
	Sellus WILDER	0	0.00%	7	5.83%	7	5.83%
	Cast Votes:	0	0.00%	120	84.51%	120	84.51%
	Over Votes:	0	0.00%	0	0.00%	0	0.00%
	Under Votes:	0	0.00%	22	15.49%	22	15.49%

Precinct Report — Unofficial

PRESIDENTIAL PREFERENCE AND REGULAR PRIMARY — OFFICIAL BALLOT FOR TRIGG COUNTY — May 17, 2016

05/17/2016 08:00 PM

Total Number of Voters : 2,345 of 0 = 0.00%

Precincts Reporting 16 of 16 = 100.00%

Party	Candidate	Early		Election		Total	
Precinct D101 (Ballots Cast: 171)							
UNITED STATES REPRESENTATIVE in CONGRESS 1st Congressional District, Vote For 1							
	Tom OSBORNE	0	0.00%	68	56.67%	68	56.67%
	Samuel L. GASKINS	0	0.00%	52	43.33%	52	43.33%
	Cast Votes:	0	0.00%	120	84.51%	120	84.51%
	Over Votes:	0	0.00%	0	0.00%	0	0.00%
	Under Votes:	0	0.00%	22	15.49%	22	15.49%

Precinct Report — Unofficial

PRESIDENTIAL PREFERENCE AND REGULAR PRIMARY — OFFICIAL BALLOT FOR TRIGG COUNTY — May 17, 2016

05/17/2016 08:00 PM

Total Number of Voters : 2,345 of 0 = 0.00%

Precincts Reporting 16 of 16 = 100.00%

Party	Candidate	Early		Election		Total	
Precinct D102 (Ballots Cast: 11)							
UNITED STATES SENATOR, Vote For 1							
	James R. GOULD	0	0.00%	0	0.00%	0	0.00%
	Rand PAUL	0	0.00%	4	100.00%	4	100.00%
	Stephen Howard SLAUGHTER	0	0.00%	0	0.00%	0	0.00%
	Cast Votes:	0	0.00%	4	100.00%	4	100.00%
	Over Votes:	0	0.00%	0	0.00%	0	0.00%
	Under Votes:	0	0.00%	0	0.00%	0	0.00%
UNITED STATES REPRESENTATIVE in CONGRESS 1st Congressional District, Vote For 1							
	Mike PAPE	0	0.00%	2	50.00%	2	50.00%
	Miles A. CAUGHEY JR.	0	0.00%	0	0.00%	0	0.00%
	Jason BATTS	0	0.00%	1	25.00%	1	25.00%
	James R. COMER	0	0.00%	1	25.00%	1	25.00%
	Cast Votes:	0	0.00%	4	100.00%	4	100.00%
	Over Votes:	0	0.00%	0	0.00%	0	0.00%
	Under Votes:	0	0.00%	0	0.00%	0	0.00%
PRESIDENT of the UNITED STATES, Vote For 1							
	Martin J. O'MALLEY	0	0.00%	0	0.00%	0	0.00%
	Bernard "Bernie" SANDERS	0	0.00%	4	57.14%	4	57.14%
	Hillary CLINTON	0	0.00%	0	0.00%	0	0.00%
	Roque Rocky DE LA FUENTE	0	0.00%	0	0.00%	0	0.00%
	"UNCOMMITTED"	0	0.00%	3	42.86%	3	42.86%
	Cast Votes:	0	0.00%	7	100.00%	7	100.00%
	Over Votes:	0	0.00%	0	0.00%	0	0.00%
	Under Votes:	0	0.00%	0	0.00%	0	0.00%
UNITED STATES SENATOR, Vote For 1							
	Jim GRAY	0	0.00%	4	57.14%	4	57.14%
	Rory HOULIHAN	0	0.00%	1	14.29%	1	14.29%
	Jeff KENDER	0	0.00%	0	0.00%	0	0.00%
	Ron LEACH	0	0.00%	1	14.29%	1	14.29%
	Tom RECKTENWALD	0	0.00%	0	0.00%	0	0.00%
	Grant T. SHORT	0	0.00%	0	0.00%	0	0.00%
	Sellus WILDER	0	0.00%	1	14.29%	1	14.29%
	Cast Votes:	0	0.00%	7	100.00%	7	100.00%
	Over Votes:	0	0.00%	0	0.00%	0	0.00%
	Under Votes:	0	0.00%	0	0.00%	0	0.00%

Total Number of Voters : 2,345 of 0 = 0.00%

Precincts Reporting 16 of 16 = 100.00%

Party	Candidate	Early		Election		Total	
Precinct D102 (Ballots Cast: 11)							
UNITED STATES REPRESENTATIVE in CONGRESS 1st Congressional District, Vote For 1							
	Tom OSBORNE	0	0.00%	5	71.43%	5	71.43%
	Samuel L. GASKINS	0	0.00%	2	28.57%	2	28.57%
	Cast Votes:	0	0.00%	7	100.00%	7	100.00%
	Over Votes:	0	0.00%	0	0.00%	0	0.00%
	Under Votes:	0	0.00%	0	0.00%	0	0.00%
STATE REPRESENTATIVE 8th Representative District, Vote For 1							
	Jeffery R. TAYLOR	0	0.00%	1	14.29%	1	14.29%
	John Ward THOMAS	0	0.00%	6	85.71%	6	85.71%
	Cast Votes:	0	0.00%	7	100.00%	7	100.00%
	Over Votes:	0	0.00%	0	0.00%	0	0.00%
	Under Votes:	0	0.00%	0	0.00%	0	0.00%

Total Number of Voters : 2,345 of 0 = 0.00%

Precincts Reporting 16 of 16 = 100.00%

Party	Candidate	Early		Election		Total	
Precinct D103 (Ballots Cast: 52)							
UNITED STATES SENATOR, Vote For 1							
	James R. GOULD	0	0.00%	1	7.69%	1	7.69%
	Rand PAUL	0	0.00%	12	92.31%	12	92.31%
	Stephen Howard SLAUGHTER	0	0.00%	0	0.00%	0	0.00%
	Cast Votes:	0	0.00%	13	92.86%	13	92.86%
	Over Votes:	0	0.00%	0	0.00%	0	0.00%
	Under Votes:	0	0.00%	1	7.14%	1	7.14%
UNITED STATES REPRESENTATIVE in CONGRESS 1st Congressional District, Vote For 1							
	Mike PAPE	0	0.00%	8	57.14%	8	57.14%
	Miles A. CAUGHEY JR.	0	0.00%	1	7.14%	1	7.14%
	Jason BATTS	0	0.00%	2	14.29%	2	14.29%
	James R. COMER	0	0.00%	3	21.43%	3	21.43%
	Cast Votes:	0	0.00%	14	100.00%	14	100.00%
	Over Votes:	0	0.00%	0	0.00%	0	0.00%
	Under Votes:	0	0.00%	0	0.00%	0	0.00%
PRESIDENT of the UNITED STATES, Vote For 1							
	Martin J. O'MALLEY	0	0.00%	1	2.63%	1	2.63%
	Bernard "Bernie" SANDERS	0	0.00%	19	50.00%	19	50.00%
	Hillary CLINTON	0	0.00%	15	39.47%	15	39.47%
	Roque Rocky DE LA FUENTE	0	0.00%	0	0.00%	0	0.00%
	"UNCOMMITTED"	0	0.00%	3	7.89%	3	7.89%
	Cast Votes:	0	0.00%	38	100.00%	38	100.00%
	Over Votes:	0	0.00%	0	0.00%	0	0.00%
	Under Votes:	0	0.00%	0	0.00%	0	0.00%
UNITED STATES SENATOR, Vote For 1							
	Jim GRAY	0	0.00%	18	54.55%	18	54.55%
	Rory HOULIHAN	0	0.00%	3	9.09%	3	9.09%
	Jeff KENDER	0	0.00%	4	12.12%	4	12.12%
	Ron LEACH	0	0.00%	1	3.03%	1	3.03%
	Tom RECKTENWALD	0	0.00%	2	6.06%	2	6.06%
	Grant T. SHORT	0	0.00%	2	6.06%	2	6.06%
	Sellus WILDER	0	0.00%	3	9.09%	3	9.09%
	Cast Votes:	0	0.00%	33	86.84%	33	86.84%
	Over Votes:	0	0.00%	0	0.00%	0	0.00%
	Under Votes:	0	0.00%	5	13.16%	5	13.16%

Total Number of Voters : 2,345 of 0 = 0.00%

Precincts Reporting 16 of 16 = 100.00%

Party	Candidate	Early		Election		Total	
Precinct D103 (Ballots Cast: 52)							
UNITED STATES REPRESENTATIVE in CONGRESS 1st Congressional District, Vote For 1							
	Tom OSBORNE	0	0.00%	23	69.70%	23	69.70%
	Samuel L. GASKINS	0	0.00%	10	30.30%	10	30.30%
	Cast Votes:	0	0.00%	33	86.84%	33	86.84%
	Over Votes:	0	0.00%	0	0.00%	0	0.00%
	Under Votes:	0	0.00%	5	13.16%	5	13.16%

Total Number of Voters : 2,345 of 0 = 0.00%

Precincts Reporting 16 of 16 = 100.00%

Party	Candidate	Early		Election		Total	
Precinct E101 (Ballots Cast: 136)							
UNITED STATES SENATOR, Vote For 1							
	James R. GOULD	0	0.00%	2	5.00%	2	5.00%
	Rand PAUL	0	0.00%	34	85.00%	34	85.00%
	Stephen Howard SLAUGHTER	0	0.00%	4	10.00%	4	10.00%
	Cast Votes:	0	0.00%	40	100.00%	40	100.00%
	Over Votes:	0	0.00%	0	0.00%	0	0.00%
	Under Votes:	0	0.00%	0	0.00%	0	0.00%
UNITED STATES REPRESENTATIVE in CONGRESS 1st Congressional District, Vote For 1							
	Mike PAPE	0	0.00%	15	37.50%	15	37.50%
	Miles A. CAUGHEY JR.	0	0.00%	1	2.50%	1	2.50%
	Jason BATTS	0	0.00%	6	15.00%	6	15.00%
	James R. COMER	0	0.00%	18	45.00%	18	45.00%
	Cast Votes:	0	0.00%	40	100.00%	40	100.00%
	Over Votes:	0	0.00%	0	0.00%	0	0.00%
	Under Votes:	0	0.00%	0	0.00%	0	0.00%
PRESIDENT of the UNITED STATES, Vote For 1							
	Martin J. O'MALLEY	0	0.00%	3	3.16%	3	3.16%
	Bernard "Bernie" SANDERS	0	0.00%	46	48.42%	46	48.42%
	Hillary CLINTON	0	0.00%	33	34.74%	33	34.74%
	Roque Rocky DE LA FUENTE	0	0.00%	0	0.00%	0	0.00%
	"UNCOMMITTED"	0	0.00%	13	13.68%	13	13.68%
	Cast Votes:	0	0.00%	95	98.96%	95	98.96%
	Over Votes:	0	0.00%	0	0.00%	0	0.00%
	Under Votes:	0	0.00%	1	1.04%	1	1.04%
UNITED STATES SENATOR, Vote For 1							
	Jim GRAY	0	0.00%	47	57.32%	47	57.32%
	Rory HOULIHAN	0	0.00%	4	4.88%	4	4.88%
	Jeff KENDER	0	0.00%	11	13.41%	11	13.41%
	Ron LEACH	0	0.00%	9	10.98%	9	10.98%
	Tom RECKTENWALD	0	0.00%	0	0.00%	0	0.00%
	Grant T. SHORT	0	0.00%	3	3.66%	3	3.66%
	Sellus WILDER	0	0.00%	8	9.76%	8	9.76%
	Cast Votes:	0	0.00%	82	85.42%	82	85.42%
	Over Votes:	0	0.00%	0	0.00%	0	0.00%
	Under Votes:	0	0.00%	14	14.58%	14	14.58%

Total Number of Voters : 2,345 of 0 = 0.00%

Precincts Reporting 16 of 16 = 100.00%

Party	Candidate	Early		Election		Total	
Precinct E101 (Ballots Cast: 136)							
UNITED STATES REPRESENTATIVE in CONGRESS 1st Congressional District, Vote For 1							
	Tom OSBORNE	0	0.00%	56	70.00%	56	70.00%
	Samuel L. GASKINS	0	0.00%	24	30.00%	24	30.00%
	Cast Votes:	0	0.00%	80	83.33%	80	83.33%
	Over Votes:	0	0.00%	0	0.00%	0	0.00%
	Under Votes:	0	0.00%	16	16.67%	16	16.67%
STATE REPRESENTATIVE 8th Representative District, Vote For 1							
	Jeffery R. TAYLOR	0	0.00%	59	64.84%	59	64.84%
	John Ward THOMAS	0	0.00%	32	35.16%	32	35.16%
	Cast Votes:	0	0.00%	91	94.79%	91	94.79%
	Over Votes:	0	0.00%	0	0.00%	0	0.00%
	Under Votes:	0	0.00%	5	5.21%	5	5.21%

Total Number of Voters : 2,345 of 0 = 0.00%

Precincts Reporting 16 of 16 = 100.00%

Party	Candidate	Early		Election		Total	
Precinct E102 (Ballots Cast: 105)							
UNITED STATES SENATOR, Vote For 1							
	James R. GOULD	0	0.00%	8	15.09%	8	15.09%
	Rand PAUL	0	0.00%	45	84.91%	45	84.91%
	Stephen Howard SLAUGHTER	0	0.00%	0	0.00%	0	0.00%
	Cast Votes:	0	0.00%	53	98.15%	53	98.15%
	Over Votes:	0	0.00%	0	0.00%	0	0.00%
	Under Votes:	0	0.00%	1	1.85%	1	1.85%
UNITED STATES REPRESENTATIVE in CONGRESS 1st Congressional District, Vote For 1							
	Mike PAPE	0	0.00%	19	35.19%	19	35.19%
	Miles A. CAUGHEY JR.	0	0.00%	1	1.85%	1	1.85%
	Jason BATTS	0	0.00%	4	7.41%	4	7.41%
	James R. COMER	0	0.00%	30	55.56%	30	55.56%
	Cast Votes:	0	0.00%	54	100.00%	54	100.00%
	Over Votes:	0	0.00%	0	0.00%	0	0.00%
	Under Votes:	0	0.00%	0	0.00%	0	0.00%
PRESIDENT of the UNITED STATES, Vote For 1							
	Martin J. O'MALLEY	0	0.00%	0	0.00%	0	0.00%
	Bernard "Bernie" SANDERS	0	0.00%	29	56.86%	29	56.86%
	Hillary CLINTON	0	0.00%	18	35.29%	18	35.29%
	Roque Rocky DE LA FUENTE	0	0.00%	1	1.96%	1	1.96%
	"UNCOMMITTED"	0	0.00%	3	5.88%	3	5.88%
	Cast Votes:	0	0.00%	51	100.00%	51	100.00%
	Over Votes:	0	0.00%	0	0.00%	0	0.00%
	Under Votes:	0	0.00%	0	0.00%	0	0.00%
UNITED STATES SENATOR, Vote For 1							
	Jim GRAY	0	0.00%	19	46.34%	19	46.34%
	Rory HOULIHAN	0	0.00%	1	2.44%	1	2.44%
	Jeff KENDER	0	0.00%	6	14.63%	6	14.63%
	Ron LEACH	0	0.00%	5	12.20%	5	12.20%
	Tom RECKTENWALD	0	0.00%	0	0.00%	0	0.00%
	Grant T. SHORT	0	0.00%	4	9.76%	4	9.76%
	Sellus WILDER	0	0.00%	6	14.63%	6	14.63%
	Cast Votes:	0	0.00%	41	80.39%	41	80.39%
	Over Votes:	0	0.00%	0	0.00%	0	0.00%
	Under Votes:	0	0.00%	10	19.61%	10	19.61%

Total Number of Voters : 2,345 of 0 = 0.00%

Precincts Reporting 16 of 16 = 100.00%

Party	Candidate	Early		Election		Total	
Precinct E102 (Ballots Cast: 105)							
UNITED STATES REPRESENTATIVE in CONGRESS 1st Congressional District, Vote For 1							
	Tom OSBORNE	0	0.00%	25	60.98%	25	60.98%
	Samuel L. GASKINS	0	0.00%	16	39.02%	16	39.02%
	Cast Votes:	0	0.00%	41	80.39%	41	80.39%
	Over Votes:	0	0.00%	0	0.00%	0	0.00%
	Under Votes:	0	0.00%	10	19.61%	10	19.61%
STATE REPRESENTATIVE 8th Representative District, Vote For 1							
	Jeffery R. TAYLOR	0	0.00%	26	57.78%	26	57.78%
	John Ward THOMAS	0	0.00%	19	42.22%	19	42.22%
	Cast Votes:	0	0.00%	45	88.24%	45	88.24%
	Over Votes:	0	0.00%	0	0.00%	0	0.00%
	Under Votes:	0	0.00%	6	11.76%	6	11.76%

Total Number of Voters : 2,345 of 0 = 0.00%

Precincts Reporting 16 of 16 = 100.00%

Party	Candidate	Early		Election		Total	
Precinct E104 (Ballots Cast: 69)							
UNITED STATES SENATOR, Vote For 1							
	James R. GOULD	0	0.00%	1	4.76%	1	4.76%
	Rand PAUL	0	0.00%	20	95.24%	20	95.24%
	Stephen Howard SLAUGHTER	0	0.00%	0	0.00%	0	0.00%
	Cast Votes:	0	0.00%	21	95.45%	21	95.45%
	Over Votes:	0	0.00%	0	0.00%	0	0.00%
	Under Votes:	0	0.00%	1	4.55%	1	4.55%
UNITED STATES REPRESENTATIVE in CONGRESS 1st Congressional District, Vote For 1							
	Mike PAPE	0	0.00%	15	68.18%	15	68.18%
	Miles A. CAUGHEY JR.	0	0.00%	0	0.00%	0	0.00%
	Jason BATTS	0	0.00%	0	0.00%	0	0.00%
	James R. COMER	0	0.00%	7	31.82%	7	31.82%
	Cast Votes:	0	0.00%	22	100.00%	22	100.00%
	Over Votes:	0	0.00%	0	0.00%	0	0.00%
	Under Votes:	0	0.00%	0	0.00%	0	0.00%
PRESIDENT of the UNITED STATES, Vote For 1							
	Martin J. O'MALLEY	0	0.00%	1	2.17%	1	2.17%
	Bernard "Bernie" SANDERS	0	0.00%	24	52.17%	24	52.17%
	Hillary CLINTON	0	0.00%	20	43.48%	20	43.48%
	Roque Rocky DE LA FUENTE	0	0.00%	0	0.00%	0	0.00%
	"UNCOMMITTED"	0	0.00%	1	2.17%	1	2.17%
	Cast Votes:	0	0.00%	46	97.87%	46	97.87%
	Over Votes:	0	0.00%	0	0.00%	0	0.00%
	Under Votes:	0	0.00%	1	2.13%	1	2.13%
UNITED STATES SENATOR, Vote For 1							
	Jim GRAY	0	0.00%	22	53.66%	22	53.66%
	Rory HOULIHAN	0	0.00%	2	4.88%	2	4.88%
	Jeff KENDER	0	0.00%	4	9.76%	4	9.76%
	Ron LEACH	0	0.00%	7	17.07%	7	17.07%
	Tom RECKTENWALD	0	0.00%	0	0.00%	0	0.00%
	Grant T. SHORT	0	0.00%	1	2.44%	1	2.44%
	Sellus WILDER	0	0.00%	5	12.20%	5	12.20%
	Cast Votes:	0	0.00%	41	87.23%	41	87.23%
	Over Votes:	0	0.00%	0	0.00%	0	0.00%
	Under Votes:	0	0.00%	6	12.77%	6	12.77%

Precinct Report — Unofficial

PRESIDENTIAL PREFERENCE AND REGULAR PRIMARY — OFFICIAL BALLOT FOR TRIGG COUNTY — May 17, 2016

05/17/2016 08:00 PM

Total Number of Voters : 2,345 of 0 = 0.00%

Precincts Reporting 16 of 16 = 100.00%

Party	Candidate	Early		Election		Total	
Precinct E104 (Ballots Cast: 69)							
UNITED STATES REPRESENTATIVE in CONGRESS 1st Congressional District, Vote For 1							
	Tom OSBORNE	0	0.00%	28	75.68%	28	75.68%
	Samuel L. GASKINS	0	0.00%	9	24.32%	9	24.32%
	Cast Votes:	0	0.00%	37	78.72%	37	78.72%
	Over Votes:	0	0.00%	0	0.00%	0	0.00%
	Under Votes:	0	0.00%	10	21.28%	10	21.28%
STATE REPRESENTATIVE 8th Representative District, Vote For 1							
	Jeffery R. TAYLOR	0	0.00%	30	65.22%	30	65.22%
	John Ward THOMAS	0	0.00%	16	34.78%	16	34.78%
	Cast Votes:	0	0.00%	46	97.87%	46	97.87%
	Over Votes:	0	0.00%	0	0.00%	0	0.00%
	Under Votes:	0	0.00%	1	2.13%	1	2.13%

Precinct Report — Unofficial

PRESIDENTIAL PREFERENCE AND REGULAR PRIMARY — OFFICIAL BALLOT FOR TRIGG COUNTY — May 17, 2016

05/17/2016 08:00 PM

Total Number of Voters : 2,345 of 0 = 0.00%

Precincts Reporting 16 of 16 = 100.00%

Party	Candidate	Early		Election		Total	
Precinct F101 (Ballots Cast: 91)							
UNITED STATES SENATOR, Vote For 1							
	James R. GOULD	0	0.00%	3	8.11%	3	8.11%
	Rand PAUL	0	0.00%	34	91.89%	34	91.89%
	Stephen Howard SLAUGHTER	0	0.00%	0	0.00%	0	0.00%
	Cast Votes:	0	0.00%	37	94.87%	37	94.87%
	Over Votes:	0	0.00%	0	0.00%	0	0.00%
	Under Votes:	0	0.00%	2	5.13%	2	5.13%
UNITED STATES REPRESENTATIVE in CONGRESS 1st Congressional District, Vote For 1							
	Mike PAPE	0	0.00%	22	56.41%	22	56.41%
	Miles A. CAUGHEY JR.	0	0.00%	4	10.26%	4	10.26%
	Jason BATTS	0	0.00%	4	10.26%	4	10.26%
	James R. COMER	0	0.00%	9	23.08%	9	23.08%
	Cast Votes:	0	0.00%	39	100.00%	39	100.00%
	Over Votes:	0	0.00%	0	0.00%	0	0.00%
	Under Votes:	0	0.00%	0	0.00%	0	0.00%
PRESIDENT of the UNITED STATES, Vote For 1							
	Martin J. O'MALLEY	0	0.00%	0	0.00%	0	0.00%
	Bernard "Bernie" SANDERS	0	0.00%	24	46.15%	24	46.15%
	Hillary CLINTON	0	0.00%	23	44.23%	23	44.23%
	Roque Rocky DE LA FUENTE	0	0.00%	1	1.92%	1	1.92%
	"UNCOMMITTED"	0	0.00%	4	7.69%	4	7.69%
	Cast Votes:	0	0.00%	52	100.00%	52	100.00%
	Over Votes:	0	0.00%	0	0.00%	0	0.00%
	Under Votes:	0	0.00%	0	0.00%	0	0.00%
UNITED STATES SENATOR, Vote For 1							
	Jim GRAY	0	0.00%	21	43.75%	21	43.75%
	Rory HOULIHAN	0	0.00%	4	8.33%	4	8.33%
	Jeff KENDER	0	0.00%	5	10.42%	5	10.42%
	Ron LEACH	0	0.00%	8	16.67%	8	16.67%
	Tom RECKTENWALD	0	0.00%	1	2.08%	1	2.08%
	Grant T. SHORT	0	0.00%	2	4.17%	2	4.17%
	Sellus WILDER	0	0.00%	7	14.58%	7	14.58%
	Cast Votes:	0	0.00%	48	92.31%	48	92.31%
	Over Votes:	0	0.00%	0	0.00%	0	0.00%
	Under Votes:	0	0.00%	4	7.69%	4	7.69%

Precinct Report — Unofficial

PRESIDENTIAL PREFERENCE AND REGULAR PRIMARY — OFFICIAL BALLOT FOR TRIGG COUNTY — May 17, 2016

05/17/2016 08:00 PM

Total Number of Voters : 2,345 of 0 = 0.00%

Precincts Reporting 16 of 16 = 100.00%

Party	Candidate	Early		Election		Total	
Precinct F101 (Ballots Cast: 91)							
UNITED STATES REPRESENTATIVE in CONGRESS 1st Congressional District, Vote For 1							
	Tom OSBORNE	0	0.00%	27	57.45%	27	57.45%
	Samuel L. GASKINS	0	0.00%	20	42.55%	20	42.55%
	Cast Votes:	0	0.00%	47	90.38%	47	90.38%
	Over Votes:	0	0.00%	0	0.00%	0	0.00%
	Under Votes:	0	0.00%	5	9.62%	5	9.62%

Precinct Report — Unofficial

PRESIDENTIAL PREFERENCE AND REGULAR PRIMARY — OFFICIAL BALLOT FOR TRIGG COUNTY — May 17, 2016

05/17/2016 08:00 PM

Total Number of Voters : 2,345 of 0 = 0.00%

Precincts Reporting 16 of 16 = 100.00%

Party	Candidate	Early		Election		Total	
Precinct F102 (Ballots Cast: 256)							
UNITED STATES SENATOR, Vote For 1							
	James R. GOULD	0	0.00%	9	10.47%	9	10.47%
	Rand PAUL	0	0.00%	72	83.72%	72	83.72%
	Stephen Howard SLAUGHTER	0	0.00%	5	5.81%	5	5.81%
	Cast Votes:	0	0.00%	86	100.00%	86	100.00%
	Over Votes:	0	0.00%	0	0.00%	0	0.00%
	Under Votes:	0	0.00%	0	0.00%	0	0.00%
UNITED STATES REPRESENTATIVE in CONGRESS 1st Congressional District, Vote For 1							
	Mike PAPE	0	0.00%	45	52.33%	45	52.33%
	Miles A. CAUGHEY JR.	0	0.00%	3	3.49%	3	3.49%
	Jason BATTS	0	0.00%	9	10.47%	9	10.47%
	James R. COMER	0	0.00%	29	33.72%	29	33.72%
	Cast Votes:	0	0.00%	86	100.00%	86	100.00%
	Over Votes:	0	0.00%	0	0.00%	0	0.00%
	Under Votes:	0	0.00%	0	0.00%	0	0.00%
PRESIDENT of the UNITED STATES, Vote For 1							
	Martin J. O'MALLEY	0	0.00%	3	1.79%	3	1.79%
	Bernard "Bernie" SANDERS	0	0.00%	104	61.90%	104	61.90%
	Hillary CLINTON	0	0.00%	48	28.57%	48	28.57%
	Roque Rocky DE LA FUENTE	0	0.00%	2	1.19%	2	1.19%
	"UNCOMMITTED"	0	0.00%	11	6.55%	11	6.55%
	Cast Votes:	0	0.00%	168	98.82%	168	98.82%
	Over Votes:	0	0.00%	1	0.59%	1	0.59%
	Under Votes:	0	0.00%	1	0.59%	1	0.59%
UNITED STATES SENATOR, Vote For 1							
	Jim GRAY	0	0.00%	54	38.57%	54	38.57%
	Rory HOULIHAN	0	0.00%	11	7.86%	11	7.86%
	Jeff KENDER	0	0.00%	16	11.43%	16	11.43%
	Ron LEACH	0	0.00%	26	18.57%	26	18.57%
	Tom RECKTENWALD	0	0.00%	2	1.43%	2	1.43%
	Grant T. SHORT	0	0.00%	8	5.71%	8	5.71%
	Sellus WILDER	0	0.00%	23	16.43%	23	16.43%
	Cast Votes:	0	0.00%	140	82.35%	140	82.35%
	Over Votes:	0	0.00%	0	0.00%	0	0.00%
	Under Votes:	0	0.00%	30	17.65%	30	17.65%

Party	Candidate	Early		Election		Total	
Precinct F102 (Ballots Cast: 256)							
UNITED STATES REPRESENTATIVE in CONGRESS 1st Congressional District, Vote For 1							
	Tom OSBORNE	0	0.00%	104	72.22%	104	72.22%
	Samuel L. GASKINS	0	0.00%	40	27.78%	40	27.78%
	Cast Votes:	0	0.00%	144	84.71%	144	84.71%
	Over Votes:	0	0.00%	0	0.00%	0	0.00%
	Under Votes:	0	0.00%	26	15.29%	26	15.29%

Precinct Report — Unofficial

PRESIDENTIAL PREFERENCE AND REGULAR PRIMARY — OFFICIAL BALLOT FOR TRIGG COUNTY — May 17, 2016

05/17/2016 08:00 PM

Total Number of Voters : 2,345 of 0 = 0.00%

Precincts Reporting 16 of 16 = 100.00%

Party	Candidate	Early		Election		Total	
Precinct G101 (Ballots Cast: 185)							
UNITED STATES SENATOR, Vote For 1							
	James R. GOULD	0	0.00%	5	5.88%	5	5.88%
	Rand PAUL	0	0.00%	73	85.88%	73	85.88%
	Stephen Howard SLAUGHTER	0	0.00%	7	8.24%	7	8.24%
	Cast Votes:	0	0.00%	85	98.84%	85	98.84%
	Over Votes:	0	0.00%	0	0.00%	0	0.00%
	Under Votes:	0	0.00%	1	1.16%	1	1.16%
UNITED STATES REPRESENTATIVE in CONGRESS 1st Congressional District, Vote For 1							
	Mike PAPE	0	0.00%	41	48.24%	41	48.24%
	Miles A. CAUGHEY JR.	0	0.00%	1	1.18%	1	1.18%
	Jason BATTS	0	0.00%	4	4.71%	4	4.71%
	James R. COMER	0	0.00%	39	45.88%	39	45.88%
	Cast Votes:	0	0.00%	85	98.84%	85	98.84%
	Over Votes:	0	0.00%	0	0.00%	0	0.00%
	Under Votes:	0	0.00%	1	1.16%	1	1.16%
PRESIDENT of the UNITED STATES, Vote For 1							
	Martin J. O'MALLEY	0	0.00%	1	1.02%	1	1.02%
	Bernard "Bernie" SANDERS	0	0.00%	51	52.04%	51	52.04%
	Hillary CLINTON	0	0.00%	42	42.86%	42	42.86%
	Roque Rocky DE LA FUENTE	0	0.00%	0	0.00%	0	0.00%
	"UNCOMMITTED"	0	0.00%	4	4.08%	4	4.08%
	Cast Votes:	0	0.00%	98	98.99%	98	98.99%
	Over Votes:	0	0.00%	0	0.00%	0	0.00%
	Under Votes:	0	0.00%	1	1.01%	1	1.01%
UNITED STATES SENATOR, Vote For 1							
	Jim GRAY	0	0.00%	55	61.11%	55	61.11%
	Rory HOULIHAN	0	0.00%	3	3.33%	3	3.33%
	Jeff KENDER	0	0.00%	9	10.00%	9	10.00%
	Ron LEACH	0	0.00%	9	10.00%	9	10.00%
	Tom RECKTENWALD	0	0.00%	2	2.22%	2	2.22%
	Grant T. SHORT	0	0.00%	5	5.56%	5	5.56%
	Sellus WILDER	0	0.00%	7	7.78%	7	7.78%
	Cast Votes:	0	0.00%	90	90.91%	90	90.91%
	Over Votes:	0	0.00%	0	0.00%	0	0.00%
	Under Votes:	0	0.00%	9	9.09%	9	9.09%

Precinct Report — Unofficial

PRESIDENTIAL PREFERENCE AND REGULAR PRIMARY — OFFICIAL BALLOT FOR TRIGG COUNTY — May 17, 2016

05/17/2016 08:00 PM

Total Number of Voters : 2,345 of 0 = 0.00%

Precincts Reporting 16 of 16 = 100.00%

Party	Candidate	Early		Election		Total	
Precinct G101 (Ballots Cast: 185)							
UNITED STATES REPRESENTATIVE in CONGRESS 1st Congressional District, Vote For 1							
	Tom OSBORNE	0	0.00%	51	58.62%	51	58.62%
	Samuel L. GASKINS	0	0.00%	36	41.38%	36	41.38%
	Cast Votes:	0	0.00%	87	87.88%	87	87.88%
	Over Votes:	0	0.00%	0	0.00%	0	0.00%
	Under Votes:	0	0.00%	12	12.12%	12	12.12%

Precinct Report — Unofficial

PRESIDENTIAL PREFERENCE AND REGULAR PRIMARY — OFFICIAL BALLOT FOR TRIGG COUNTY — May 17, 2016

05/17/2016 08:00 PM

Total Number of Voters : 2,345 of 0 = 0.00%

Precincts Reporting 16 of 16 = 100.00%

Party	Candidate	Early		Election		Total	
Precinct G102 (Ballots Cast: 126)							
UNITED STATES SENATOR, Vote For 1							
	James R. GOULD	0	0.00%	4	9.30%	4	9.30%
	Rand PAUL	0	0.00%	38	88.37%	38	88.37%
	Stephen Howard SLAUGHTER	0	0.00%	1	2.33%	1	2.33%
	Cast Votes:	0	0.00%	43	100.00%	43	100.00%
	Over Votes:	0	0.00%	0	0.00%	0	0.00%
	Under Votes:	0	0.00%	0	0.00%	0	0.00%
UNITED STATES REPRESENTATIVE in CONGRESS 1st Congressional District, Vote For 1							
	Mike PAPE	0	0.00%	15	36.59%	15	36.59%
	Miles A. CAUGHEY JR.	0	0.00%	3	7.32%	3	7.32%
	Jason BATTS	0	0.00%	9	21.95%	9	21.95%
	James R. COMER	0	0.00%	14	34.15%	14	34.15%
	Cast Votes:	0	0.00%	41	95.35%	41	95.35%
	Over Votes:	0	0.00%	0	0.00%	0	0.00%
	Under Votes:	0	0.00%	2	4.65%	2	4.65%
PRESIDENT of the UNITED STATES, Vote For 1							
	Martin J. O'MALLEY	0	0.00%	2	2.50%	2	2.50%
	Bernard "Bernie" SANDERS	0	0.00%	47	58.75%	47	58.75%
	Hillary CLINTON	0	0.00%	27	33.75%	27	33.75%
	Roque Rocky DE LA FUENTE	0	0.00%	0	0.00%	0	0.00%
	"UNCOMMITTED"	0	0.00%	4	5.00%	4	5.00%
	Cast Votes:	0	0.00%	80	96.39%	80	96.39%
	Over Votes:	0	0.00%	0	0.00%	0	0.00%
	Under Votes:	0	0.00%	3	3.61%	3	3.61%
UNITED STATES SENATOR, Vote For 1							
	Jim GRAY	0	0.00%	49	66.22%	49	66.22%
	Rory HOULIHAN	0	0.00%	2	2.70%	2	2.70%
	Jeff KENDER	0	0.00%	8	10.81%	8	10.81%
	Ron LEACH	0	0.00%	5	6.76%	5	6.76%
	Tom RECKTENWALD	0	0.00%	3	4.05%	3	4.05%
	Grant T. SHORT	0	0.00%	1	1.35%	1	1.35%
	Sellus WILDER	0	0.00%	6	8.11%	6	8.11%
	Cast Votes:	0	0.00%	74	89.16%	74	89.16%
	Over Votes:	0	0.00%	0	0.00%	0	0.00%
	Under Votes:	0	0.00%	9	10.84%	9	10.84%

Precinct Report — Unofficial

PRESIDENTIAL PREFERENCE AND REGULAR PRIMARY — OFFICIAL BALLOT FOR TRIGG COUNTY — May 17, 2016

05/17/2016 08:00 PM

Precincts Reporting 16 of 16 = 100.00%

Total Number of Voters : 2,345 of 0 = 0.00%

Party	Candidate	Early		Election		Total	
Precinct G102 (Ballots Cast: 126)							
UNITED STATES REPRESENTATIVE in CONGRESS 1st Congressional District, Vote For 1							
	Tom OSBORNE	0	0.00%	54	72.00%	54	72.00%
	Samuel L. GASKINS	0	0.00%	21	28.00%	21	28.00%
	Cast Votes:	0	0.00%	75	90.36%	75	90.36%
	Over Votes:	0	0.00%	0	0.00%	0	0.00%
	Under Votes:	0	0.00%	8	9.64%	8	9.64%

PRIMARY ELECTION
TRIMBLE COUNTY - 4th. CONG. DIST.
RECAPITULATION SHEET
May 17, 2016

turn out 1890

	ABSENTEE 32			WEST MILTON 119			NORTH MILTON 89			LEEPORT 139			SOUTH BEDFORD 85			BURROWS 104			NORTH BEDFORD 101			PALMYRA 81			EAST MILTON 111			SOUTH MILTON 146			ANTIOCH 70			PROVIDENCE 72			EAST BEDFORD 109			GRAND TOTAL
	Mail-In 7	Walk-In 25	Total	eSlate	eScan	Total	eSlate	eScan	Total	eSlate	eScan	Total	eSlate	eScan	Total	eSlate	eScan	Total	eSlate	eScan	Total	eSlate	eScan	Total	eSlate	eScan	Total	eSlate	eScan	Total	eSlate	eScan	Total	eSlate	eScan	Total	eSlate	eScan	Total	
UNITED STATES SENATOR - REP																																							
James R. GOULD	0	0	0		1			0			3			1			0			1			0			3			1			0			2			0			12
Rand PAUL	2	4	6		13			8			15			9			12			12			3			10			22			13			9			15			147
Stephen Howard SLAUGHTER	0	0	0		0			0			1			0			1			0			0			1			1			1			0			0			5
PRESIDENT of the UNITED STATES - DEM																																							
Martin J. O'MALLEY	1	1	2		4			3			2			0			1			0			2			3			0			1			2			1			21
Bernard "Bernie" SANDERS	0	7	7		47			49			59			34			46			34			38			39			71			37			32			49			342
Hillary CLINTON	3	8	11		43			16			42			38			42			45			34			39			40			14			18			33			415
Roque Rocky DE LA FUENTE	0	0	0		0			0			0			0			0			1			0			3			1			0			1			1			7
"UNCOMMITTED"	1	5	6		11			11			15			3			2			8			3			12			10			3			5			9			98
UNITED STATES SENATOR - DEM																																							
Ron LEACH	1	3	4		19			15			17			15			8			16			18			20			20			9			10			6			177
Tom RECKTENWALD	0	0	0		2			2			4			0			11			3			4			4			7			1			4			7			49
Grant T. SHORT	0	1	1		4			16			5			3			3			6			2			2			6			3			3			4			48
Sellus WILDER	1	2	3		8			3			8			5			7			4			4			5			8			11			7			4			77
Jim GRAY	2	13	15		64			32			10			38			40			42			45			50			56			22			26			54			511
Rory HOULIHAN	1	1	2		2			2			4			2			4			1			1			0			3			3			1			1			20
Jeff KENDER	0	0	0		1			7			6			5			2			9			0			4			2			2			1			5			44

Total # Reg. voters 7084
Total # voted 1258

Precinct Election Day Status (with MBB IDs) — by # of MBBs — Unofficial

PRESIDENTIAL PREFERENCE AND REGULAR PRIMARY — OFFICIAL BALLOT FOR TRIMBLE COUNTY — May 17,2016

05/17/2016 06:57 PM

Total Number of Voters : 1,258 of 0 = 0.00%

Precincts Reporting 13 of 13 = 100.00%

RECEIVED
MAY 23 2016
State Board of Elections

Precinct Name	MBB ID	
AB		
	16	
	17	
	15	
	Total Number of Ballots for Precinct AB:	32
	Total Number of MBBs:	3
A101		
	14	
	19	
	Total Number of Ballots for Precinct A101:	0
	Total Number of MBBs:	2
A102		
	13	
	19	
	Total Number of Ballots for Precinct A102:	0
	Total Number of MBBs:	2
A103		
	12	
	19	
	Total Number of Ballots for Precinct A103:	0
	Total Number of MBBs:	2
B101		
	11	
	18	
	Total Number of Ballots for Precinct B101:	0
	Total Number of MBBs:	2
B103		
	10	
	18	
	Total Number of Ballots for Precinct B103:	0
	Total Number of MBBs:	2
B104		
	9	
	18	
	Total Number of Ballots for Precinct B104:	0
	Total Number of MBBs:	2
C101		
	8	
	18	
	Total Number of Ballots for Precinct C101:	0
	Total Number of MBBs:	2
C103		
	7	
	19	
	Total Number of Ballots for Precinct C103:	0
	Total Number of MBBs:	2
C104		
	6	
	19	
	Total Number of Ballots for Precinct C104:	0
	Total Number of MBBs:	2
D101		
	5	
	18	
	Total Number of Ballots for Precinct D101:	0
	Total Number of MBBs:	2
D102		
	4	
	18	
	Total Number of Ballots for Precinct D102:	0
	Total Number of MBBs:	2

Precinct Election Day Status (with MBB IDs) — by # of MBBs — Unofficial

PRESIDENTIAL PREFERENCE AND REGULAR PRIMARY — OFFICIAL BALLOT FOR TRIMBLE COUNTY — May 17,2016

05/17/2016 06:57 PM

Total Number of Voters : 1,258 of 0 = 0.00%

Precincts Reporting 13 of 13 = 100.00%

Precinct Name	MBB ID
D103	
	3
	18
Total Number of Ballots for Precinct D103:	0
Total Number of MBBs:	2

Precinct Name	MBB ID

Precinct Turnout — Total Voters — Unofficial

PRESIDENTIAL PREFERENCE AND REGULAR PRIMARY — OFFICIAL BALLOT FOR TRIMBLE COUNTY — May 17, 2016

05/17/2016 06:59 PM

Total Number of Voters : 1,258 of 0 = 0.00%

Precincts Reporting 13 of 13 = 100.00%

Precinct Name	Reg Voters	# Ballots	% Turn Out
AB	0	32	0.00%
A101	0	119	0.00%
A102	0	89	0.00%
A103	0	139	0.00%
B101	0	85	0.00%
B103	0	104	0.00%
B104	0	101	0.00%
C101	0	81	0.00%
C103	0	111	0.00%
C104	0	146	0.00%
D101	0	70	0.00%
D102	0	72	0.00%
D103	0	109	0.00%
Totals:	**0**	**1,258**	**0.00%**

Precinct Name	Reg Voters	# Ballots	% Turn Out

Cumulative Report — Unofficial

PRESIDENTIAL PREFERENCE AND REGULAR PRIMARY — OFFICIAL BALLOT FOR TRIMBLE COUNTY — May 17, 2016

05/17/2016 06:59 PM

Total Number of Voters : 1,258 of 0 = 0.00%

Precincts Reporting 13 of 13 = 100.00%

Party	Candidate	Absentee		Early		Election		Total	
UNITED STATES SENATOR, Vote For 1									
	James R. GOULD	0	0.00%	0	0.00%	12	7.32%	12	7.32%
	Rand PAUL	0	0.00%	0	0.00%	147	89.63%	147	89.63%
	Stephen Howard SLAUGHTER	0	0.00%	0	0.00%	5	3.05%	5	3.05%
	Cast Votes:	0	0.00%	0	0.00%	164	100.00%	164	100.00%
	Over Votes:	0	0.00%	0	0.00%	0	0.00%	0	0.00%
	Under Votes:	0	0.00%	0	0.00%	0	0.00%	0	0.00%
PRESIDENT of the UNITED STATES, Vote For 1									
	Martin J. O'MALLEY	0	0.00%	0	0.00%	21	1.94%	21	1.94%
	Bernard "Bernie" SANDERS	0	0.00%	0	0.00%	542	50.05%	542	50.05%
	Hillary CLINTON	0	0.00%	0	0.00%	415	38.32%	415	38.32%
	Roque Rocky DE LA FUENTE	0	0.00%	0	0.00%	7	0.65%	7	0.65%
	"UNCOMMITTED"	0	0.00%	0	0.00%	98	9.05%	98	9.05%
	Cast Votes:	0	0.00%	0	0.00%	1,083	98.99%	1,083	98.99%
	Over Votes:	0	0.00%	0	0.00%	1	0.09%	1	0.09%
	Under Votes:	0	0.00%	0	0.00%	10	0.91%	10	0.91%
UNITED STATES SENATOR, Vote For 1									
	Ron LEACH	0	0.00%	0	0.00%	177	18.34%	177	18.34%
	Tom RECKTENWALD	0	0.00%	0	0.00%	49	5.08%	49	5.08%
	Grant T. SHORT	0	0.00%	0	0.00%	48	4.97%	48	4.97%
	Sellus WILDER	0	0.00%	0	0.00%	77	7.98%	77	7.98%
	Jim GRAY	0	0.00%	0	0.00%	544	56.37%	544	56.37%
	Rory HOULIHAN	0	0.00%	0	0.00%	26	2.69%	26	2.69%
	Jeff KENDER	0	0.00%	0	0.00%	44	4.56%	44	4.56%
	Cast Votes:	0	0.00%	0	0.00%	965	88.21%	965	88.21%
	Over Votes:	0	0.00%	0	0.00%	1	0.09%	1	0.09%
	Under Votes:	0	0.00%	0	0.00%	128	11.70%	128	11.70%

Precinct Report — Unofficial

PRESIDENTIAL PREFERENCE AND REGULAR PRIMARY — OFFICIAL BALLOT FOR TRIMBLE COUNTY — May 17, 2016

05/17/2016 07:00 PM

Total Number of Voters : 1,258 of 0 = 0.00%

Precincts Reporting 13 of 13 = 100.00%

Party	Candidate	Absentee		Early		Election		Total	
Precinct AB (Ballots Cast: 32)									
UNITED STATES SENATOR, Vote For 1									
	James R. GOULD	0	0.00%	0	0.00%	0	0.00%	0	0.00%
	Rand PAUL	0	0.00%	0	0.00%	6	100.00%	6	100.00%
	Stephen Howard SLAUGHTER	0	0.00%	0	0.00%	0	0.00%	0	0.00%
	Cast Votes:	0	0.00%	0	0.00%	6	100.00%	6	100.00%
	Over Votes:	0	0.00%	0	0.00%	0	0.00%	0	0.00%
	Under Votes:	0	0.00%	0	0.00%	0	0.00%	0	0.00%
PRESIDENT of the UNITED STATES, Vote For 1									
	Martin J. O'MALLEY	0	0.00%	0	0.00%	2	7.69%	2	7.69%
	Bernard "Bernie" SANDERS	0	0.00%	0	0.00%	7	26.92%	7	26.92%
	Hillary CLINTON	0	0.00%	0	0.00%	11	42.31%	11	42.31%
	Roque Rocky DE LA FUENTE	0	0.00%	0	0.00%	0	0.00%	0	0.00%
	"UNCOMMITTED"	0	0.00%	0	0.00%	6	23.08%	6	23.08%
	Cast Votes:	0	0.00%	0	0.00%	26	100.00%	26	100.00%
	Over Votes:	0	0.00%	0	0.00%	0	0.00%	0	0.00%
	Under Votes:	0	0.00%	0	0.00%	0	0.00%	0	0.00%
UNITED STATES SENATOR, Vote For 1									
	Ron LEACH	0	0.00%	0	0.00%	4	16.00%	4	16.00%
	Tom RECKTENWALD	0	0.00%	0	0.00%	0	0.00%	0	0.00%
	Grant T. SHORT	0	0.00%	0	0.00%	1	4.00%	1	4.00%
	Sellus WILDER	0	0.00%	0	0.00%	3	12.00%	3	12.00%
	Jim GRAY	0	0.00%	0	0.00%	15	60.00%	15	60.00%
	Rory HOULIHAN	0	0.00%	0	0.00%	2	8.00%	2	8.00%
	Jeff KENDER	0	0.00%	0	0.00%	0	0.00%	0	0.00%
	Cast Votes:	0	0.00%	0	0.00%	25	96.15%	25	96.15%
	Over Votes:	0	0.00%	0	0.00%	0	0.00%	0	0.00%
	Under Votes:	0	0.00%	0	0.00%	1	3.85%	1	3.85%

Precinct Report — Unofficial

PRESIDENTIAL PREFERENCE AND REGULAR PRIMARY — OFFICIAL BALLOT FOR TRIMBLE COUNTY — May 17, 2016

05/17/2016 07:00 PM

Total Number of Voters : 1,258 of 0 = 0.00%

Precincts Reporting 13 of 13 = 100.00%

Party	Candidate	Absentee		Early		Election		Total	
Precinct A101 (Ballots Cast: 119)									
UNITED STATES SENATOR, Vote For 1									
	James R. GOULD	0	0.00%	0	0.00%	1	7.14%	1	7.14%
	Rand PAUL	0	0.00%	0	0.00%	13	92.86%	13	92.86%
	Stephen Howard SLAUGHTER	0	0.00%	0	0.00%	0	0.00%	0	0.00%
	Cast Votes:	0	0.00%	0	0.00%	14	100.00%	14	100.00%
	Over Votes:	0	0.00%	0	0.00%	0	0.00%	0	0.00%
	Under Votes:	0	0.00%	0	0.00%	0	0.00%	0	0.00%
PRESIDENT of the UNITED STATES, Vote For 1									
	Martin J. O'MALLEY	0	0.00%	0	0.00%	4	3.81%	4	3.81%
	Bernard "Bernie" SANDERS	0	0.00%	0	0.00%	47	44.76%	47	44.76%
	Hillary CLINTON	0	0.00%	0	0.00%	43	40.95%	43	40.95%
	Roque Rocky DE LA FUENTE	0	0.00%	0	0.00%	0	0.00%	0	0.00%
	"UNCOMMITTED"	0	0.00%	0	0.00%	11	10.48%	11	10.48%
	Cast Votes:	0	0.00%	0	0.00%	105	100.00%	105	100.00%
	Over Votes:	0	0.00%	0	0.00%	0	0.00%	0	0.00%
	Under Votes:	0	0.00%	0	0.00%	0	0.00%	0	0.00%
UNITED STATES SENATOR, Vote For 1									
	Ron LEACH	0	0.00%	0	0.00%	19	19.00%	19	19.00%
	Tom RECKTENWALD	0	0.00%	0	0.00%	2	2.00%	2	2.00%
	Grant T. SHORT	0	0.00%	0	0.00%	4	4.00%	4	4.00%
	Sellus WILDER	0	0.00%	0	0.00%	8	8.00%	8	8.00%
	Jim GRAY	0	0.00%	0	0.00%	64	64.00%	64	64.00%
	Rory HOULIHAN	0	0.00%	0	0.00%	2	2.00%	2	2.00%
	Jeff KENDER	0	0.00%	0	0.00%	1	1.00%	1	1.00%
	Cast Votes:	0	0.00%	0	0.00%	100	95.24%	100	95.24%
	Over Votes:	0	0.00%	0	0.00%	0	0.00%	0	0.00%
	Under Votes:	0	0.00%	0	0.00%	5	4.76%	5	4.76%

Precinct Report — Unofficial

PRESIDENTIAL PREFERENCE AND REGULAR PRIMARY — OFFICIAL BALLOT FOR TRIMBLE COUNTY — May 17, 2016

05/17/2016 07:00 PM

Total Number of Voters : 1,258 of 0 = 0.00%

Precincts Reporting 13 of 13 = 100.00%

Party	Candidate	Absentee		Early		Election		Total	
Precinct A102 (Ballots Cast: 89)									
UNITED STATES SENATOR, Vote For 1									
	James R. GOULD	0	0.00%	0	0.00%	0	0.00%	0	0.00%
	Rand PAUL	0	0.00%	0	0.00%	8	100.00%	8	100.00%
	Stephen Howard SLAUGHTER	0	0.00%	0	0.00%	0	0.00%	0	0.00%
	Cast Votes:	0	0.00%	0	0.00%	8	100.00%	8	100.00%
	Over Votes:	0	0.00%	0	0.00%	0	0.00%	0	0.00%
	Under Votes:	0	0.00%	0	0.00%	0	0.00%	0	0.00%
PRESIDENT of the UNITED STATES, Vote For 1									
	Martin J. O'MALLEY	0	0.00%	0	0.00%	3	3.80%	3	3.80%
	Bernard "Bernie" SANDERS	0	0.00%	0	0.00%	49	62.03%	49	62.03%
	Hillary CLINTON	0	0.00%	0	0.00%	16	20.25%	16	20.25%
	Roque Rocky DE LA FUENTE	0	0.00%	0	0.00%	0	0.00%	0	0.00%
	"UNCOMMITTED"	0	0.00%	0	0.00%	11	13.92%	11	13.92%
	Cast Votes:	0	0.00%	0	0.00%	79	97.53%	79	97.53%
	Over Votes:	0	0.00%	0	0.00%	0	0.00%	0	0.00%
	Under Votes:	0	0.00%	0	0.00%	2	2.47%	2	2.47%
UNITED STATES SENATOR, Vote For 1									
	Ron LEACH	0	0.00%	0	0.00%	15	22.39%	15	22.39%
	Tom RECKTENWALD	0	0.00%	0	0.00%	2	2.99%	2	2.99%
	Grant T. SHORT	0	0.00%	0	0.00%	6	8.96%	6	8.96%
	Sellus WILDER	0	0.00%	0	0.00%	3	4.48%	3	4.48%
	Jim GRAY	0	0.00%	0	0.00%	32	47.76%	32	47.76%
	Rory HOULIHAN	0	0.00%	0	0.00%	2	2.99%	2	2.99%
	Jeff KENDER	0	0.00%	0	0.00%	7	10.45%	7	10.45%
	Cast Votes:	0	0.00%	0	0.00%	67	82.72%	67	82.72%
	Over Votes:	0	0.00%	0	0.00%	0	0.00%	0	0.00%
	Under Votes:	0	0.00%	0	0.00%	14	17.28%	14	17.28%

Precinct Report — Unofficial

PRESIDENTIAL PREFERENCE AND REGULAR PRIMARY — OFFICIAL BALLOT FOR TRIMBLE COUNTY — May 17, 2016

05/17/2016 07:00 PM

Total Number of Voters : 1,258 of 0 = 0.00%

Precincts Reporting 13 of 13 = 100.00%

Party	Candidate	Absentee		Early		Election		Total	
Precinct A103 (Ballots Cast: 139)									
UNITED STATES SENATOR, Vote For 1									
	James R. GOULD	0	0.00%	0	0.00%	3	15.79%	3	15.79%
	Rand PAUL	0	0.00%	0	0.00%	15	78.95%	15	78.95%
	Stephen Howard SLAUGHTER	0	0.00%	0	0.00%	1	5.26%	1	5.26%
	Cast Votes:	0	0.00%	0	0.00%	19	100.00%	19	100.00%
	Over Votes:	0	0.00%	0	0.00%	0	0.00%	0	0.00%
	Under Votes:	0	0.00%	0	0.00%	0	0.00%	0	0.00%
PRESIDENT of the UNITED STATES, Vote For 1									
	Martin J. O'MALLEY	0	0.00%	0	0.00%	2	1.69%	2	1.69%
	Bernard "Bernie" SANDERS	0	0.00%	0	0.00%	59	50.00%	59	50.00%
	Hillary CLINTON	0	0.00%	0	0.00%	42	35.59%	42	35.59%
	Roque Rocky DE LA FUENTE	0	0.00%	0	0.00%	0	0.00%	0	0.00%
	"UNCOMMITTED"	0	0.00%	0	0.00%	15	12.71%	15	12.71%
	Cast Votes:	0	0.00%	0	0.00%	118	98.33%	118	98.33%
	Over Votes:	0	0.00%	0	0.00%	0	0.00%	0	0.00%
	Under Votes:	0	0.00%	0	0.00%	2	1.67%	2	1.67%
UNITED STATES SENATOR, Vote For 1									
	Ron LEACH	0	0.00%	0	0.00%	17	16.35%	17	16.35%
	Tom RECKTENWALD	0	0.00%	0	0.00%	4	3.85%	4	3.85%
	Grant T. SHORT	0	0.00%	0	0.00%	5	4.81%	5	4.81%
	Sellus WILDER	0	0.00%	0	0.00%	8	7.69%	8	7.69%
	Jim GRAY	0	0.00%	0	0.00%	60	57.69%	60	57.69%
	Rory HOULIHAN	0	0.00%	0	0.00%	4	3.85%	4	3.85%
	Jeff KENDER	0	0.00%	0	0.00%	6	5.77%	6	5.77%
	Cast Votes:	0	0.00%	0	0.00%	104	86.67%	104	86.67%
	Over Votes:	0	0.00%	0	0.00%	0	0.00%	0	0.00%
	Under Votes:	0	0.00%	0	0.00%	16	13.33%	16	13.33%

Precinct Report — Unofficial

PRESIDENTIAL PREFERENCE AND REGULAR PRIMARY — OFFICIAL BALLOT FOR TRIMBLE COUNTY — May 17, 2016

05/17/2016 07:00 PM

Total Number of Voters : 1,258 of 0 = 0.00%

Precincts Reporting 13 of 13 = 100.00%

Party	Candidate	Absentee		Early		Election		Total	
Precinct B101 (Ballots Cast: 85)									
UNITED STATES SENATOR, Vote For 1									
	James R. GOULD	0	0.00%	0	0.00%	1	10.00%	1	10.00%
	Rand PAUL	0	0.00%	0	0.00%	9	90.00%	9	90.00%
	Stephen Howard SLAUGHTER	0	0.00%	0	0.00%	0	0.00%	0	0.00%
	Cast Votes:	0	0.00%	0	0.00%	10	100.00%	10	100.00%
	Over Votes:	0	0.00%	0	0.00%	0	0.00%	0	0.00%
	Under Votes:	0	0.00%	0	0.00%	0	0.00%	0	0.00%
PRESIDENT of the UNITED STATES, Vote For 1									
	Martin J. O'MALLEY	0	0.00%	0	0.00%	0	0.00%	0	0.00%
	Bernard "Bernie" SANDERS	0	0.00%	0	0.00%	34	45.33%	34	45.33%
	Hillary CLINTON	0	0.00%	0	0.00%	38	50.67%	38	50.67%
	Roque Rocky DE LA FUENTE	0	0.00%	0	0.00%	0	0.00%	0	0.00%
	"UNCOMMITTED"	0	0.00%	0	0.00%	3	4.00%	3	4.00%
	Cast Votes:	0	0.00%	0	0.00%	75	100.00%	75	100.00%
	Over Votes:	0	0.00%	0	0.00%	0	0.00%	0	0.00%
	Under Votes:	0	0.00%	0	0.00%	0	0.00%	0	0.00%
UNITED STATES SENATOR, Vote For 1									
	Ron LEACH	0	0.00%	0	0.00%	15	22.06%	15	22.06%
	Tom RECKTENWALD	0	0.00%	0	0.00%	0	0.00%	0	0.00%
	Grant T. SHORT	0	0.00%	0	0.00%	3	4.41%	3	4.41%
	Sellus WILDER	0	0.00%	0	0.00%	5	7.35%	5	7.35%
	Jim GRAY	0	0.00%	0	0.00%	38	55.88%	38	55.88%
	Rory HOULIHAN	0	0.00%	0	0.00%	2	2.94%	2	2.94%
	Jeff KENDER	0	0.00%	0	0.00%	5	7.35%	5	7.35%
	Cast Votes:	0	0.00%	0	0.00%	68	90.67%	68	90.67%
	Over Votes:	0	0.00%	0	0.00%	0	0.00%	0	0.00%
	Under Votes:	0	0.00%	0	0.00%	7	9.33%	7	9.33%

Precinct Report — Unofficial

PRESIDENTIAL PREFERENCE AND REGULAR PRIMARY — OFFICIAL BALLOT FOR TRIMBLE COUNTY — May 17, 2016

05/17/2016 07:00 PM

Total Number of Voters : 1,258 of 0 = 0.00%

Precincts Reporting 13 of 13 = 100.00%

Party	Candidate	Absentee		Early		Election		Total	
Precinct B103 (Ballots Cast: 104)									
UNITED STATES SENATOR, Vote For 1									
	James R. GOULD	0	0.00%	0	0.00%	0	0.00%	0	0.00%
	Rand PAUL	0	0.00%	0	0.00%	12	92.31%	12	92.31%
	Stephen Howard SLAUGHTER	0	0.00%	0	0.00%	1	7.69%	1	7.69%
	Cast Votes:	0	0.00%	0	0.00%	13	100.00%	13	100.00%
	Over Votes:	0	0.00%	0	0.00%	0	0.00%	0	0.00%
	Under Votes:	0	0.00%	0	0.00%	0	0.00%	0	0.00%
PRESIDENT of the UNITED STATES, Vote For 1									
	Martin J. O'MALLEY	0	0.00%	0	0.00%	1	1.10%	1	1.10%
	Bernard "Bernie" SANDERS	0	0.00%	0	0.00%	46	50.55%	46	50.55%
	Hillary CLINTON	0	0.00%	0	0.00%	42	46.15%	42	46.15%
	Roque Rocky DE LA FUENTE	0	0.00%	0	0.00%	0	0.00%	0	0.00%
	"UNCOMMITTED"	0	0.00%	0	0.00%	2	2.20%	2	2.20%
	Cast Votes:	0	0.00%	0	0.00%	91	100.00%	91	100.00%
	Over Votes:	0	0.00%	0	0.00%	0	0.00%	0	0.00%
	Under Votes:	0	0.00%	0	0.00%	0	0.00%	0	0.00%
UNITED STATES SENATOR, Vote For 1									
	Ron LEACH	0	0.00%	0	0.00%	8	10.67%	8	10.67%
	Tom RECKTENWALD	0	0.00%	0	0.00%	11	14.67%	11	14.67%
	Grant T. SHORT	0	0.00%	0	0.00%	3	4.00%	3	4.00%
	Sellus WILDER	0	0.00%	0	0.00%	7	9.33%	7	9.33%
	Jim GRAY	0	0.00%	0	0.00%	40	53.33%	40	53.33%
	Rory HOULIHAN	0	0.00%	0	0.00%	4	5.33%	4	5.33%
	Jeff KENDER	0	0.00%	0	0.00%	2	2.67%	2	2.67%
	Cast Votes:	0	0.00%	0	0.00%	75	82.42%	75	82.42%
	Over Votes:	0	0.00%	0	0.00%	0	0.00%	0	0.00%
	Under Votes:	0	0.00%	0	0.00%	16	17.58%	16	17.58%

Precinct Report — Unofficial

PRESIDENTIAL PREFERENCE AND REGULAR PRIMARY — OFFICIAL BALLOT FOR TRIMBLE COUNTY — May 17, 2016

05/17/2016 07:00 PM

Total Number of Voters : 1,258 of 0 = 0.00%

Precincts Reporting 13 of 13 = 100.00%

Party	Candidate	Absentee		Early		Election		Total	
Precinct B104 (Ballots Cast: 101)									
UNITED STATES SENATOR, Vote For 1									
	James R. GOULD	0	0.00%	0	0.00%	1	7.69%	1	7.69%
	Rand PAUL	0	0.00%	0	0.00%	12	92.31%	12	92.31%
	Stephen Howard SLAUGHTER	0	0.00%	0	0.00%	0	0.00%	0	0.00%
	Cast Votes:	0	0.00%	0	0.00%	13	100.00%	13	100.00%
	Over Votes:	0	0.00%	0	0.00%	0	0.00%	0	0.00%
	Under Votes:	0	0.00%	0	0.00%	0	0.00%	0	0.00%
PRESIDENT of the UNITED STATES, Vote For 1									
	Martin J. O'MALLEY	0	0.00%	0	0.00%	0	0.00%	0	0.00%
	Bernard "Bernie" SANDERS	0	0.00%	0	0.00%	34	38.64%	34	38.64%
	Hillary CLINTON	0	0.00%	0	0.00%	45	51.14%	45	51.14%
	Roque Rocky DE LA FUENTE	0	0.00%	0	0.00%	1	1.14%	1	1.14%
	"UNCOMMITTED"	0	0.00%	0	0.00%	8	9.09%	8	9.09%
	Cast Votes:	0	0.00%	0	0.00%	88	100.00%	88	100.00%
	Over Votes:	0	0.00%	0	0.00%	0	0.00%	0	0.00%
	Under Votes:	0	0.00%	0	0.00%	0	0.00%	0	0.00%
UNITED STATES SENATOR, Vote For 1									
	Ron LEACH	0	0.00%	0	0.00%	16	19.75%	16	19.75%
	Tom RECKTENWALD	0	0.00%	0	0.00%	3	3.70%	3	3.70%
	Grant T. SHORT	0	0.00%	0	0.00%	6	7.41%	6	7.41%
	Sellus WILDER	0	0.00%	0	0.00%	4	4.94%	4	4.94%
	Jim GRAY	0	0.00%	0	0.00%	42	51.85%	42	51.85%
	Rory HOULIHAN	0	0.00%	0	0.00%	1	1.23%	1	1.23%
	Jeff KENDER	0	0.00%	0	0.00%	9	11.11%	9	11.11%
	Cast Votes:	0	0.00%	0	0.00%	81	92.05%	81	92.05%
	Over Votes:	0	0.00%	0	0.00%	0	0.00%	0	0.00%
	Under Votes:	0	0.00%	0	0.00%	7	7.95%	7	7.95%

Precinct Report — Unofficial

PRESIDENTIAL PREFERENCE AND REGULAR PRIMARY — OFFICIAL BALLOT FOR TRIMBLE COUNTY — May 17, 2016

05/17/2016 07:00 PM

Total Number of Voters : 1,258 of 0 = 0.00%

Precincts Reporting 13 of 13 = 100.00%

Party	Candidate	Absentee		Early		Election		Total	
Precinct C101 (Ballots Cast: 81)									
UNITED STATES SENATOR, Vote For 1									
	James R. GOULD	0	0.00%	0	0.00%	0	0.00%	0	0.00%
	Rand PAUL	0	0.00%	0	0.00%	3	100.00%	3	100.00%
	Stephen Howard SLAUGHTER	0	0.00%	0	0.00%	0	0.00%	0	0.00%
	Cast Votes:	0	0.00%	0	0.00%	3	100.00%	3	100.00%
	Over Votes:	0	0.00%	0	0.00%	0	0.00%	0	0.00%
	Under Votes:	0	0.00%	0	0.00%	0	0.00%	0	0.00%
PRESIDENT of the UNITED STATES, Vote For 1									
	Martin J. O'MALLEY	0	0.00%	0	0.00%	2	2.60%	2	2.60%
	Bernard "Bernie" SANDERS	0	0.00%	0	0.00%	38	49.35%	38	49.35%
	Hillary CLINTON	0	0.00%	0	0.00%	34	44.16%	34	44.16%
	Roque Rocky DE LA FUENTE	0	0.00%	0	0.00%	0	0.00%	0	0.00%
	"UNCOMMITTED"	0	0.00%	0	0.00%	3	3.90%	3	3.90%
	Cast Votes:	0	0.00%	0	0.00%	77	98.72%	77	98.72%
	Over Votes:	0	0.00%	0	0.00%	0	0.00%	0	0.00%
	Under Votes:	0	0.00%	0	0.00%	1	1.28%	1	1.28%
UNITED STATES SENATOR, Vote For 1									
	Ron LEACH	0	0.00%	0	0.00%	18	24.32%	18	24.32%
	Tom RECKTENWALD	0	0.00%	0	0.00%	4	5.41%	4	5.41%
	Grant T. SHORT	0	0.00%	0	0.00%	2	2.70%	2	2.70%
	Sellus WILDER	0	0.00%	0	0.00%	4	5.41%	4	5.41%
	Jim GRAY	0	0.00%	0	0.00%	45	60.81%	45	60.81%
	Rory HOULIHAN	0	0.00%	0	0.00%	1	1.35%	1	1.35%
	Jeff KENDER	0	0.00%	0	0.00%	0	0.00%	0	0.00%
	Cast Votes:	0	0.00%	0	0.00%	74	94.87%	74	94.87%
	Over Votes:	0	0.00%	0	0.00%	0	0.00%	0	0.00%
	Under Votes:	0	0.00%	0	0.00%	4	5.13%	4	5.13%

Precinct Report — Unofficial

PRESIDENTIAL PREFERENCE AND REGULAR PRIMARY — OFFICIAL BALLOT FOR TRIMBLE COUNTY — May 17, 2016

05/17/2016 07:00 PM

Total Number of Voters : 1,258 of 0 = 0.00%

Precincts Reporting 13 of 13 = 100.00%

Party	Candidate	Absentee		Early		Election		Total	
Precinct C103 (Ballots Cast: 111)									
UNITED STATES SENATOR, Vote For 1									
	James R. GOULD	0	0.00%	0	0.00%	3	21.43%	3	21.43%
	Rand PAUL	0	0.00%	0	0.00%	10	71.43%	10	71.43%
	Stephen Howard SLAUGHTER	0	0.00%	0	0.00%	1	7.14%	1	7.14%
	Cast Votes:	0	0.00%	0	0.00%	14	100.00%	14	100.00%
	Over Votes:	0	0.00%	0	0.00%	0	0.00%	0	0.00%
	Under Votes:	0	0.00%	0	0.00%	0	0.00%	0	0.00%
PRESIDENT of the UNITED STATES, Vote For 1									
	Martin J. O'MALLEY	0	0.00%	0	0.00%	3	3.13%	3	3.13%
	Bernard "Bernie" SANDERS	0	0.00%	0	0.00%	39	40.63%	39	40.63%
	Hillary CLINTON	0	0.00%	0	0.00%	39	40.63%	39	40.63%
	Roque Rocky DE LA FUENTE	0	0.00%	0	0.00%	3	3.13%	3	3.13%
	"UNCOMMITTED"	0	0.00%	0	0.00%	12	12.50%	12	12.50%
	Cast Votes:	0	0.00%	0	0.00%	96	98.97%	96	98.97%
	Over Votes:	0	0.00%	0	0.00%	0	0.00%	0	0.00%
	Under Votes:	0	0.00%	0	0.00%	1	1.03%	1	1.03%
UNITED STATES SENATOR, Vote For 1									
	Ron LEACH	0	0.00%	0	0.00%	20	23.53%	20	23.53%
	Tom RECKTENWALD	0	0.00%	0	0.00%	4	4.71%	4	4.71%
	Grant T. SHORT	0	0.00%	0	0.00%	2	2.35%	2	2.35%
	Sellus WILDER	0	0.00%	0	0.00%	5	5.88%	5	5.88%
	Jim GRAY	0	0.00%	0	0.00%	50	58.82%	50	58.82%
	Rory HOULIHAN	0	0.00%	0	0.00%	0	0.00%	0	0.00%
	Jeff KENDER	0	0.00%	0	0.00%	4	4.71%	4	4.71%
	Cast Votes:	0	0.00%	0	0.00%	85	87.63%	85	87.63%
	Over Votes:	0	0.00%	0	0.00%	0	0.00%	0	0.00%
	Under Votes:	0	0.00%	0	0.00%	12	12.37%	12	12.37%

Precinct Report — Unofficial

PRESIDENTIAL PREFERENCE AND REGULAR PRIMARY — OFFICIAL BALLOT FOR TRIMBLE COUNTY — May 17, 2016

05/17/2016 07:00 PM

Total Number of Voters : 1,258 of 0 = 0.00%

Precincts Reporting 13 of 13 = 100.00%

Party	Candidate	Absentee		Early		Election		Total	
Precinct C104 (Ballots Cast: 146)									
UNITED STATES SENATOR, Vote For 1									
	James R. GOULD	0	0.00%	0	0.00%	1	4.17%	1	4.17%
	Rand PAUL	0	0.00%	0	0.00%	22	91.67%	22	91.67%
	Stephen Howard SLAUGHTER	0	0.00%	0	0.00%	1	4.17%	1	4.17%
	Cast Votes:	0	0.00%	0	0.00%	24	100.00%	24	100.00%
	Over Votes:	0	0.00%	0	0.00%	0	0.00%	0	0.00%
	Under Votes:	0	0.00%	0	0.00%	0	0.00%	0	0.00%
PRESIDENT of the UNITED STATES, Vote For 1									
	Martin J. O'MALLEY	0	0.00%	0	0.00%	0	0.00%	0	0.00%
	Bernard "Bernie" SANDERS	0	0.00%	0	0.00%	71	58.20%	71	58.20%
	Hillary CLINTON	0	0.00%	0	0.00%	40	32.79%	40	32.79%
	Roque Rocky DE LA FUENTE	0	0.00%	0	0.00%	1	0.82%	1	0.82%
	"UNCOMMITTED"	0	0.00%	0	0.00%	10	8.20%	10	8.20%
	Cast Votes:	0	0.00%	0	0.00%	122	100.00%	122	100.00%
	Over Votes:	0	0.00%	0	0.00%	0	0.00%	0	0.00%
	Under Votes:	0	0.00%	0	0.00%	0	0.00%	0	0.00%
UNITED STATES SENATOR, Vote For 1									
	Ron LEACH	0	0.00%	0	0.00%	20	19.61%	20	19.61%
	Tom RECKTENWALD	0	0.00%	0	0.00%	7	6.86%	7	6.86%
	Grant T. SHORT	0	0.00%	0	0.00%	6	5.88%	6	5.88%
	Sellus WILDER	0	0.00%	0	0.00%	8	7.84%	8	7.84%
	Jim GRAY	0	0.00%	0	0.00%	56	54.90%	56	54.90%
	Rory HOULIHAN	0	0.00%	0	0.00%	3	2.94%	3	2.94%
	Jeff KENDER	0	0.00%	0	0.00%	2	1.96%	2	1.96%
	Cast Votes:	0	0.00%	0	0.00%	102	83.61%	102	83.61%
	Over Votes:	0	0.00%	0	0.00%	0	0.00%	0	0.00%
	Under Votes:	0	0.00%	0	0.00%	20	16.39%	20	16.39%

Precinct Report — Unofficial

PRESIDENTIAL PREFERENCE AND REGULAR PRIMARY — OFFICIAL BALLOT FOR TRIMBLE COUNTY — May 17, 2016

05/17/2016 07:00 PM

Total Number of Voters : 1,258 of 0 = 0.00%

Precincts Reporting 13 of 13 = 100.00%

Party	Candidate	Absentee		Early		Election		Total	
Precinct D101 (Ballots Cast: 70)									
UNITED STATES SENATOR, Vote For 1									
	James R. GOULD	0	0.00%	0	0.00%	0	0.00%	0	0.00%
	Rand PAUL	0	0.00%	0	0.00%	13	92.86%	13	92.86%
	Stephen Howard SLAUGHTER	0	0.00%	0	0.00%	1	7.14%	1	7.14%
	Cast Votes:	0	0.00%	0	0.00%	14	100.00%	14	100.00%
	Over Votes:	0	0.00%	0	0.00%	0	0.00%	0	0.00%
	Under Votes:	0	0.00%	0	0.00%	0	0.00%	0	0.00%
PRESIDENT of the UNITED STATES, Vote For 1									
	Martin J. O'MALLEY	0	0.00%	0	0.00%	1	1.82%	1	1.82%
	Bernard "Bernie" SANDERS	0	0.00%	0	0.00%	37	67.27%	37	67.27%
	Hillary CLINTON	0	0.00%	0	0.00%	14	25.45%	14	25.45%
	Roque Rocky DE LA FUENTE	0	0.00%	0	0.00%	0	0.00%	0	0.00%
	"UNCOMMITTED"	0	0.00%	0	0.00%	3	5.45%	3	5.45%
	Cast Votes:	0	0.00%	0	0.00%	55	98.21%	55	98.21%
	Over Votes:	0	0.00%	0	0.00%	0	0.00%	0	0.00%
	Under Votes:	0	0.00%	0	0.00%	1	1.79%	1	1.79%
UNITED STATES SENATOR, Vote For 1									
	Ron LEACH	0	0.00%	0	0.00%	9	17.65%	9	17.65%
	Tom RECKTENWALD	0	0.00%	0	0.00%	1	1.96%	1	1.96%
	Grant T. SHORT	0	0.00%	0	0.00%	3	5.88%	3	5.88%
	Sellus WILDER	0	0.00%	0	0.00%	11	21.57%	11	21.57%
	Jim GRAY	0	0.00%	0	0.00%	22	43.14%	22	43.14%
	Rory HOULIHAN	0	0.00%	0	0.00%	3	5.88%	3	5.88%
	Jeff KENDER	0	0.00%	0	0.00%	2	3.92%	2	3.92%
	Cast Votes:	0	0.00%	0	0.00%	51	91.07%	51	91.07%
	Over Votes:	0	0.00%	0	0.00%	0	0.00%	0	0.00%
	Under Votes:	0	0.00%	0	0.00%	5	8.93%	5	8.93%

Precinct Report — Unofficial

PRESIDENTIAL PREFERENCE AND REGULAR PRIMARY — OFFICIAL BALLOT FOR TRIMBLE COUNTY — May 17, 2016

05/17/2016 07:00 PM

Total Number of Voters : 1,258 of 0 = 0.00%

Precincts Reporting 13 of 13 = 100.00%

Party	Candidate	Absentee		Early		Election		Total	
Precinct D102 (Ballots Cast: 72)									
UNITED STATES SENATOR, Vote For 1									
	James R. GOULD	0	0.00%	0	0.00%	2	18.18%	2	18.18%
	Rand PAUL	0	0.00%	0	0.00%	9	81.82%	9	81.82%
	Stephen Howard SLAUGHTER	0	0.00%	0	0.00%	0	0.00%	0	0.00%
	Cast Votes:	0	0.00%	0	0.00%	11	100.00%	11	100.00%
	Over Votes:	0	0.00%	0	0.00%	0	0.00%	0	0.00%
	Under Votes:	0	0.00%	0	0.00%	0	0.00%	0	0.00%
PRESIDENT of the UNITED STATES, Vote For 1									
	Martin J. O'MALLEY	0	0.00%	0	0.00%	2	3.45%	2	3.45%
	Bernard "Bernie" SANDERS	0	0.00%	0	0.00%	32	55.17%	32	55.17%
	Hillary CLINTON	0	0.00%	0	0.00%	18	31.03%	18	31.03%
	Roque Rocky DE LA FUENTE	0	0.00%	0	0.00%	1	1.72%	1	1.72%
	"UNCOMMITTED"	0	0.00%	0	0.00%	5	8.62%	5	8.62%
	Cast Votes:	0	0.00%	0	0.00%	58	95.08%	58	95.08%
	Over Votes:	0	0.00%	0	0.00%	0	0.00%	0	0.00%
	Under Votes:	0	0.00%	0	0.00%	3	4.92%	3	4.92%
UNITED STATES SENATOR, Vote For 1									
	Ron LEACH	0	0.00%	0	0.00%	10	19.23%	10	19.23%
	Tom RECKTENWALD	0	0.00%	0	0.00%	4	7.69%	4	7.69%
	Grant T. SHORT	0	0.00%	0	0.00%	3	5.77%	3	5.77%
	Sellus WILDER	0	0.00%	0	0.00%	7	13.46%	7	13.46%
	Jim GRAY	0	0.00%	0	0.00%	26	50.00%	26	50.00%
	Rory HOULIHAN	0	0.00%	0	0.00%	1	1.92%	1	1.92%
	Jeff KENDER	0	0.00%	0	0.00%	1	1.92%	1	1.92%
	Cast Votes:	0	0.00%	0	0.00%	52	85.25%	52	85.25%
	Over Votes:	0	0.00%	0	0.00%	0	0.00%	0	0.00%
	Under Votes:	0	0.00%	0	0.00%	9	14.75%	9	14.75%

Precinct Report — Unofficial

PRESIDENTIAL PREFERENCE AND REGULAR PRIMARY — OFFICIAL BALLOT FOR TRIMBLE COUNTY — May 17, 2016

05/17/2016 07:00 PM

Total Number of Voters : 1,258 of 0 = 0.00%

Precincts Reporting 13 of 13 = 100.00%

Party	Candidate	Absentee		Early		Election		Total	
Precinct D103 (Ballots Cast: 109)									
UNITED STATES SENATOR, Vote For 1									
	James R. GOULD	0	0.00%	0	0.00%	0	0.00%	0	0.00%
	Rand PAUL	0	0.00%	0	0.00%	15	100.00%	15	100.00%
	Stephen Howard SLAUGHTER	0	0.00%	0	0.00%	0	0.00%	0	0.00%
	Cast Votes:	0	0.00%	0	0.00%	15	100.00%	15	100.00%
	Over Votes:	0	0.00%	0	0.00%	0	0.00%	0	0.00%
	Under Votes:	0	0.00%	0	0.00%	0	0.00%	0	0.00%
PRESIDENT of the UNITED STATES, Vote For 1									
	Martin J. O'MALLEY	0	0.00%	0	0.00%	1	1.08%	1	1.08%
	Bernard "Bernie" SANDERS	0	0.00%	0	0.00%	49	52.69%	49	52.69%
	Hillary CLINTON	0	0.00%	0	0.00%	33	35.48%	33	35.48%
	Roque Rocky DE LA FUENTE	0	0.00%	0	0.00%	1	1.08%	1	1.08%
	"UNCOMMITTED"	0	0.00%	0	0.00%	9	9.68%	9	9.68%
	Cast Votes:	0	0.00%	0	0.00%	93	98.94%	93	98.94%
	Over Votes:	0	0.00%	0	0.00%	1	1.06%	1	1.06%
	Under Votes:	0	0.00%	0	0.00%	0	0.00%	0	0.00%
UNITED STATES SENATOR, Vote For 1									
	Ron LEACH	0	0.00%	0	0.00%	6	7.41%	6	7.41%
	Tom RECKTENWALD	0	0.00%	0	0.00%	7	8.64%	7	8.64%
	Grant T. SHORT	0	0.00%	0	0.00%	4	4.94%	4	4.94%
	Sellus WILDER	0	0.00%	0	0.00%	4	4.94%	4	4.94%
	Jim GRAY	0	0.00%	0	0.00%	54	66.67%	54	66.67%
	Rory HOULIHAN	0	0.00%	0	0.00%	1	1.23%	1	1.23%
	Jeff KENDER	0	0.00%	0	0.00%	5	6.17%	5	6.17%
	Cast Votes:	0	0.00%	0	0.00%	81	86.17%	81	86.17%
	Over Votes:	0	0.00%	0	0.00%	1	1.06%	1	1.06%
	Under Votes:	0	0.00%	0	0.00%	12	12.77%	12	12.77%

Precinct Report — Unofficial

PRESIDENTIAL PREFERENCE AND REGULAR PRIMARY — OFFICIAL BALLOT FOR UNION COUNTY — May 17, 2016

05/17/2016 07:06 PM

Total Number of Voters : 2,630 of 0 = 0.00%

Precincts Reporting 17 of 17 = 100.00%

Party	Candidate	Absentee		Early		Election		Total	
Precinct AB (Ballots Cast: 95)									
UNITED STATES SENATOR, Vote For 1									
	James R. GOULD	0	0.00%	0	0.00%	0	0.00%	0	0.00%
	Rand PAUL	0	0.00%	0	0.00%	6	100.00%	6	100.00%
	Stephen Howard SLAUGHTER	0	0.00%	0	0.00%	0	0.00%	0	0.00%
	Cast Votes:	0	0.00%	0	0.00%	6	85.71%	6	85.71%
	Over Votes:	0	0.00%	0	0.00%	0	0.00%	0	0.00%
	Under Votes:	0	0.00%	0	0.00%	1	14.29%	1	14.29%
UNITED STATES REPRESENTATIVE in CONGRESS 1st Congressional District, Vote For 1									
	Mike PAPE	0	0.00%	0	0.00%	5	83.33%	5	83.33%
	Miles A. CAUGHEY JR.	0	0.00%	0	0.00%	0	0.00%	0	0.00%
	Jason BATTS	0	0.00%	0	0.00%	0	0.00%	0	0.00%
	James R. COMER	0	0.00%	0	0.00%	1	16.67%	1	16.67%
	Cast Votes:	0	0.00%	0	0.00%	6	85.71%	6	85.71%
	Over Votes:	0	0.00%	0	0.00%	0	0.00%	0	0.00%
	Under Votes:	0	0.00%	0	0.00%	1	14.29%	1	14.29%
PRESIDENT of the UNITED STATES, Vote For 1									
	Martin J. O'MALLEY	0	0.00%	0	0.00%	3	3.75%	3	3.75%
	Bernard "Bernie" SANDERS	0	0.00%	0	0.00%	29	36.25%	29	36.25%
	Hillary CLINTON	0	0.00%	0	0.00%	31	38.75%	31	38.75%
	Roque Rocky DE LA FUENTE	0	0.00%	0	0.00%	3	3.75%	3	3.75%
	"UNCOMMITTED"	0	0.00%	0	0.00%	14	17.50%	14	17.50%
	Cast Votes:	0	0.00%	0	0.00%	80	90.91%	80	90.91%
	Over Votes:	0	0.00%	0	0.00%	0	0.00%	0	0.00%
	Under Votes:	0	0.00%	0	0.00%	8	9.09%	8	9.09%
UNITED STATES SENATOR, Vote For 1									
	Jim GRAY	0	0.00%	0	0.00%	37	57.81%	37	57.81%
	Rory HOULIHAN	0	0.00%	0	0.00%	0	0.00%	0	0.00%
	Jeff KENDER	0	0.00%	0	0.00%	3	4.69%	3	4.69%
	Ron LEACH	0	0.00%	0	0.00%	8	12.50%	8	12.50%
	Tom RECKTENWALD	0	0.00%	0	0.00%	3	4.69%	3	4.69%
	Grant T. SHORT	0	0.00%	0	0.00%	5	7.81%	5	7.81%
	Sellus WILDER	0	0.00%	0	0.00%	8	12.50%	8	12.50%
	Cast Votes:	0	0.00%	0	0.00%	64	72.73%	64	72.73%
	Over Votes:	0	0.00%	0	0.00%	0	0.00%	0	0.00%
	Under Votes:	0	0.00%	0	0.00%	24	27.27%	24	27.27%

RECEIVED
JUN 01 2016
State Board of Elections

Precinct Report — Unofficial

PRESIDENTIAL PREFERENCE AND REGULAR PRIMARY — OFFICIAL BALLOT FOR UNION COUNTY — May 17, 2016

05/17/2016 07:06 PM

Total Number of Voters : 2,630 of 0 = 0.00%

Precincts Reporting 17 of 17 = 100.00%

Party	Candidate	Absentee		Early		Election		Total	
Precinct AB (Ballots Cast: 95)									
UNITED STATES REPRESENTATIVE in CONGRESS 1st Congressional District, Vote For 1									
	Tom OSBORNE	0	0.00%	0	0.00%	32	51.61%	32	51.61%
	Samuel L. GASKINS	0	0.00%	0	0.00%	30	48.39%	30	48.39%
	Cast Votes:	0	0.00%	0	0.00%	62	70.45%	62	70.45%
	Over Votes:	0	0.00%	0	0.00%	0	0.00%	0	0.00%
	Under Votes:	0	0.00%	0	0.00%	26	29.55%	26	29.55%
JAILER (Unexpired Term), Vote For 1									
	Michelle STEELE	0	0.00%	0	0.00%	39	45.35%	39	45.35%
	Shawn ELDER	0	0.00%	0	0.00%	47	54.65%	47	54.65%
	Cast Votes:	0	0.00%	0	0.00%	86	97.73%	86	97.73%
	Over Votes:	0	0.00%	0	0.00%	0	0.00%	0	0.00%
	Under Votes:	0	0.00%	0	0.00%	2	2.27%	2	2.27%

Precinct Report — Unofficial

PRESIDENTIAL PREFERENCE AND REGULAR PRIMARY — OFFICIAL BALLOT FOR UNION COUNTY — May 17, 2016

05/17/2016 07:06 PM

Total Number of Voters : 2,630 of 0 = 0.00%

Precincts Reporting 17 of 17 = 100.00%

Party	Candidate	Absentee		Early		Election		Total	
Precinct A101 (Ballots Cast: 234)									
UNITED STATES SENATOR, Vote For 1									
	James R. GOULD	0	0.00%	0	0.00%	4	16.00%	4	16.00%
	Rand PAUL	0	0.00%	0	0.00%	20	80.00%	20	80.00%
	Stephen Howard SLAUGHTER	0	0.00%	0	0.00%	1	4.00%	1	4.00%
	Cast Votes:	0	0.00%	0	0.00%	25	100.00%	25	100.00%
	Over Votes:	0	0.00%	0	0.00%	0	0.00%	0	0.00%
	Under Votes:	0	0.00%	0	0.00%	0	0.00%	0	0.00%
UNITED STATES REPRESENTATIVE in CONGRESS 1st Congressional District, Vote For 1									
	Mike PAPE	0	0.00%	0	0.00%	12	52.17%	12	52.17%
	Miles A. CAUGHEY JR.	0	0.00%	0	0.00%	0	0.00%	0	0.00%
	Jason BATTS	0	0.00%	0	0.00%	3	13.04%	3	13.04%
	James R. COMER	0	0.00%	0	0.00%	8	34.78%	8	34.78%
	Cast Votes:	0	0.00%	0	0.00%	23	92.00%	23	92.00%
	Over Votes:	0	0.00%	0	0.00%	0	0.00%	0	0.00%
	Under Votes:	0	0.00%	0	0.00%	2	8.00%	2	8.00%
PRESIDENT of the UNITED STATES, Vote For 1									
	Martin J. O'MALLEY	0	0.00%	0	0.00%	6	2.99%	6	2.99%
	Bernard "Bernie" SANDERS	0	0.00%	0	0.00%	100	49.75%	100	49.75%
	Hillary CLINTON	0	0.00%	0	0.00%	52	25.87%	52	25.87%
	Roque Rocky DE LA FUENTE	0	0.00%	0	0.00%	3	1.49%	3	1.49%
	"UNCOMMITTED"	0	0.00%	0	0.00%	40	19.90%	40	19.90%
	Cast Votes:	0	0.00%	0	0.00%	201	96.17%	201	96.17%
	Over Votes:	0	0.00%	0	0.00%	0	0.00%	0	0.00%
	Under Votes:	0	0.00%	0	0.00%	8	3.83%	8	3.83%
UNITED STATES SENATOR, Vote For 1									
	Jim GRAY	0	0.00%	0	0.00%	105	61.40%	105	61.40%
	Rory HOULIHAN	0	0.00%	0	0.00%	3	1.75%	3	1.75%
	Jeff KENDER	0	0.00%	0	0.00%	9	5.26%	9	5.26%
	Ron LEACH	0	0.00%	0	0.00%	25	14.62%	25	14.62%
	Tom RECKTENWALD	0	0.00%	0	0.00%	6	3.51%	6	3.51%
	Grant T. SHORT	0	0.00%	0	0.00%	11	6.43%	11	6.43%
	Sellus WILDER	0	0.00%	0	0.00%	12	7.02%	12	7.02%
	Cast Votes:	0	0.00%	0	0.00%	171	81.82%	171	81.82%
	Over Votes:	0	0.00%	0	0.00%	0	0.00%	0	0.00%
	Under Votes:	0	0.00%	0	0.00%	38	18.18%	38	18.18%

Precinct Report — Unofficial

PRESIDENTIAL PREFERENCE AND REGULAR PRIMARY — OFFICIAL BALLOT FOR UNION COUNTY — May 17, 2016

05/17/2016 07:06 PM

Total Number of Voters : 2,630 of 0 = 0.00%

Precincts Reporting 17 of 17 = 100.00%

Party	Candidate	Absentee		Early		Election		Total	
Precinct A101 (Ballots Cast: 234)									
UNITED STATES REPRESENTATIVE in CONGRESS 1st Congressional District, Vote For 1									
	Tom OSBORNE	0	0.00%	0	0.00%	108	70.13%	108	70.13%
	Samuel L. GASKINS	0	0.00%	0	0.00%	46	29.87%	46	29.87%
	Cast Votes:	0	0.00%	0	0.00%	154	73.68%	154	73.68%
	Over Votes:	0	0.00%	0	0.00%	0	0.00%	0	0.00%
	Under Votes:	0	0.00%	0	0.00%	55	26.32%	55	26.32%
JAILER (Unexpired Term), Vote For 1									
	Michelle STEELE	0	0.00%	0	0.00%	57	27.27%	57	27.27%
	Shawn ELDER	0	0.00%	0	0.00%	152	72.73%	152	72.73%
	Cast Votes:	0	0.00%	0	0.00%	209	100.00%	209	100.00%
	Over Votes:	0	0.00%	0	0.00%	0	0.00%	0	0.00%
	Under Votes:	0	0.00%	0	0.00%	0	0.00%	0	0.00%

Precinct Report — Unofficial

PRESIDENTIAL PREFERENCE AND REGULAR PRIMARY — OFFICIAL BALLOT FOR UNION COUNTY — May 17, 2016

05/17/2016 07:06 PM

Total Number of Voters : 2,630 of 0 = 0.00%

Precincts Reporting 17 of 17 = 100.00%

Party	Candidate	Absentee		Early		Election		Total	
Precinct A103 (Ballots Cast: 173)									
UNITED STATES SENATOR, Vote For 1									
	James R. GOULD	0	0.00%	0	0.00%	3	12.00%	3	12.00%
	Rand PAUL	0	0.00%	0	0.00%	21	84.00%	21	84.00%
	Stephen Howard SLAUGHTER	0	0.00%	0	0.00%	1	4.00%	1	4.00%
	Cast Votes:	0	0.00%	0	0.00%	25	100.00%	25	100.00%
	Over Votes:	0	0.00%	0	0.00%	0	0.00%	0	0.00%
	Under Votes:	0	0.00%	0	0.00%	0	0.00%	0	0.00%
UNITED STATES REPRESENTATIVE in CONGRESS 1st Congressional District, Vote For 1									
	Mike PAPE	0	0.00%	0	0.00%	15	60.00%	15	60.00%
	Miles A. CAUGHEY JR.	0	0.00%	0	0.00%	1	4.00%	1	4.00%
	Jason BATTS	0	0.00%	0	0.00%	3	12.00%	3	12.00%
	James R. COMER	0	0.00%	0	0.00%	6	24.00%	6	24.00%
	Cast Votes:	0	0.00%	0	0.00%	25	100.00%	25	100.00%
	Over Votes:	0	0.00%	0	0.00%	0	0.00%	0	0.00%
	Under Votes:	0	0.00%	0	0.00%	0	0.00%	0	0.00%
PRESIDENT of the UNITED STATES, Vote For 1									
	Martin J. O'MALLEY	0	0.00%	0	0.00%	1	0.75%	1	0.75%
	Bernard "Bernie" SANDERS	0	0.00%	0	0.00%	50	37.59%	50	37.59%
	Hillary CLINTON	0	0.00%	0	0.00%	51	38.35%	51	38.35%
	Roque Rocky DE LA FUENTE	0	0.00%	0	0.00%	0	0.00%	0	0.00%
	"UNCOMMITTED"	0	0.00%	0	0.00%	31	23.31%	31	23.31%
	Cast Votes:	0	0.00%	0	0.00%	133	89.86%	133	89.86%
	Over Votes:	0	0.00%	0	0.00%	0	0.00%	0	0.00%
	Under Votes:	0	0.00%	0	0.00%	15	10.14%	15	10.14%
UNITED STATES SENATOR, Vote For 1									
	Jim GRAY	0	0.00%	0	0.00%	66	58.41%	66	58.41%
	Rory HOULIHAN	0	0.00%	0	0.00%	4	3.54%	4	3.54%
	Jeff KENDER	0	0.00%	0	0.00%	9	7.96%	9	7.96%
	Ron LEACH	0	0.00%	0	0.00%	16	14.16%	16	14.16%
	Tom RECKTENWALD	0	0.00%	0	0.00%	4	3.54%	4	3.54%
	Grant T. SHORT	0	0.00%	0	0.00%	10	8.85%	10	8.85%
	Sellus WILDER	0	0.00%	0	0.00%	4	3.54%	4	3.54%
	Cast Votes:	0	0.00%	0	0.00%	113	76.35%	113	76.35%
	Over Votes:	0	0.00%	0	0.00%	0	0.00%	0	0.00%
	Under Votes:	0	0.00%	0	0.00%	35	23.65%	35	23.65%

Precinct Report — Unofficial

PRESIDENTIAL PREFERENCE AND REGULAR PRIMARY — OFFICIAL BALLOT FOR UNION COUNTY — May 17, 2016

05/17/2016 07:06 PM

Total Number of Voters : 2,630 of 0 = 0.00%

Precincts Reporting 17 of 17 = 100.00%

Party	Candidate	Absentee		Early		Election		Total	
Precinct A103 (Ballots Cast: 173)									
UNITED STATES REPRESENTATIVE in CONGRESS 1st Congressional District, Vote For 1									
	Tom OSBORNE	0	0.00%	0	0.00%	72	68.57%	72	68.57%
	Samuel L. GASKINS	0	0.00%	0	0.00%	33	31.43%	33	31.43%
	Cast Votes:	0	0.00%	0	0.00%	105	70.95%	105	70.95%
	Over Votes:	0	0.00%	0	0.00%	0	0.00%	0	0.00%
	Under Votes:	0	0.00%	0	0.00%	43	29.05%	43	29.05%
JAILER (Unexpired Term), Vote For 1									
	Michelle STEELE	0	0.00%	0	0.00%	49	34.03%	49	34.03%
	Shawn ELDER	0	0.00%	0	0.00%	95	65.97%	95	65.97%
	Cast Votes:	0	0.00%	0	0.00%	144	97.30%	144	97.30%
	Over Votes:	0	0.00%	0	0.00%	0	0.00%	0	0.00%
	Under Votes:	0	0.00%	0	0.00%	4	2.70%	4	2.70%

Precinct Report — Unofficial

PRESIDENTIAL PREFERENCE AND REGULAR PRIMARY — OFFICIAL BALLOT FOR UNION COUNTY — May 17, 2016

05/17/2016 07:06 PM

Total Number of Voters : 2,630 of 0 = 0.00%

Precincts Reporting 17 of 17 = 100.00%

Party	Candidate	Absentee		Early		Election		Total	
Precinct A104 (Ballots Cast: 134)									
UNITED STATES SENATOR, Vote For 1									
	James R. GOULD	0	0.00%	0	0.00%	1	5.88%	1	5.88%
	Rand PAUL	0	0.00%	0	0.00%	15	88.24%	15	88.24%
	Stephen Howard SLAUGHTER	0	0.00%	0	0.00%	1	5.88%	1	5.88%
	Cast Votes:	0	0.00%	0	0.00%	17	100.00%	17	100.00%
	Over Votes:	0	0.00%	0	0.00%	0	0.00%	0	0.00%
	Under Votes:	0	0.00%	0	0.00%	0	0.00%	0	0.00%
UNITED STATES REPRESENTATIVE in CONGRESS 1st Congressional District, Vote For 1									
	Mike PAPE	0	0.00%	0	0.00%	8	47.06%	8	47.06%
	Miles A. CAUGHEY JR.	0	0.00%	0	0.00%	1	5.88%	1	5.88%
	Jason BATTS	0	0.00%	0	0.00%	4	23.53%	4	23.53%
	James R. COMER	0	0.00%	0	0.00%	4	23.53%	4	23.53%
	Cast Votes:	0	0.00%	0	0.00%	17	100.00%	17	100.00%
	Over Votes:	0	0.00%	0	0.00%	0	0.00%	0	0.00%
	Under Votes:	0	0.00%	0	0.00%	0	0.00%	0	0.00%
PRESIDENT of the UNITED STATES, Vote For 1									
	Martin J. O'MALLEY	0	0.00%	0	0.00%	5	4.76%	5	4.76%
	Bernard "Bernie" SANDERS	0	0.00%	0	0.00%	45	42.86%	45	42.86%
	Hillary CLINTON	0	0.00%	0	0.00%	31	29.52%	31	29.52%
	Roque Rocky DE LA FUENTE	0	0.00%	0	0.00%	0	0.00%	0	0.00%
	"UNCOMMITTED"	0	0.00%	0	0.00%	24	22.86%	24	22.86%
	Cast Votes:	0	0.00%	0	0.00%	105	89.74%	105	89.74%
	Over Votes:	0	0.00%	0	0.00%	0	0.00%	0	0.00%
	Under Votes:	0	0.00%	0	0.00%	12	10.26%	12	10.26%
UNITED STATES SENATOR, Vote For 1									
	Jim GRAY	0	0.00%	0	0.00%	59	62.77%	59	62.77%
	Rory HOULIHAN	0	0.00%	0	0.00%	3	3.19%	3	3.19%
	Jeff KENDER	0	0.00%	0	0.00%	6	6.38%	6	6.38%
	Ron LEACH	0	0.00%	0	0.00%	7	7.45%	7	7.45%
	Tom RECKTENWALD	0	0.00%	0	0.00%	4	4.26%	4	4.26%
	Grant T. SHORT	0	0.00%	0	0.00%	7	7.45%	7	7.45%
	Sellus WILDER	0	0.00%	0	0.00%	8	8.51%	8	8.51%
	Cast Votes:	0	0.00%	0	0.00%	94	80.34%	94	80.34%
	Over Votes:	0	0.00%	0	0.00%	1	0.85%	1	0.85%
	Under Votes:	0	0.00%	0	0.00%	22	18.80%	22	18.80%

Precinct Report — Unofficial

PRESIDENTIAL PREFERENCE AND REGULAR PRIMARY — OFFICIAL BALLOT FOR UNION COUNTY — May 17, 2016

05/17/2016 07:06 PM

Total Number of Voters : 2,630 of 0 = 0.00%

Precincts Reporting 17 of 17 = 100.00%

Party	Candidate	Absentee		Early		Election		Total	
Precinct A104 (Ballots Cast: 134)									
UNITED STATES REPRESENTATIVE in CONGRESS 1st Congressional District, Vote For 1									
	Tom OSBORNE	0	0.00%	0	0.00%	64	71.91%	64	71.91%
	Samuel L. GASKINS	0	0.00%	0	0.00%	25	28.09%	25	28.09%
	Cast Votes:	0	0.00%	0	0.00%	89	76.07%	89	76.07%
	Over Votes:	0	0.00%	0	0.00%	1	0.85%	1	0.85%
	Under Votes:	0	0.00%	0	0.00%	27	23.08%	27	23.08%
JAILER (Unexpired Term), Vote For 1									
	Michelle STEELE	0	0.00%	0	0.00%	32	27.35%	32	27.35%
	Shawn ELDER	0	0.00%	0	0.00%	85	72.65%	85	72.65%
	Cast Votes:	0	0.00%	0	0.00%	117	100.00%	117	100.00%
	Over Votes:	0	0.00%	0	0.00%	0	0.00%	0	0.00%
	Under Votes:	0	0.00%	0	0.00%	0	0.00%	0	0.00%

Precinct Report — Unofficial

PRESIDENTIAL PREFERENCE AND REGULAR PRIMARY — OFFICIAL BALLOT FOR UNION COUNTY — May 17, 2016

05/17/2016 07:06 PM

Total Number of Voters : 2,630 of 0 = 0.00%

Precincts Reporting 17 of 17 = 100.00%

Party	Candidate	Absentee		Early		Election		Total	
Precinct B101 (Ballots Cast: 183)									
UNITED STATES SENATOR, Vote For 1									
	James R. GOULD	0	0.00%	0	0.00%	2	9.52%	2	9.52%
	Rand PAUL	0	0.00%	0	0.00%	19	90.48%	19	90.48%
	Stephen Howard SLAUGHTER	0	0.00%	0	0.00%	0	0.00%	0	0.00%
	Cast Votes:	0	0.00%	0	0.00%	21	100.00%	21	100.00%
	Over Votes:	0	0.00%	0	0.00%	0	0.00%	0	0.00%
	Under Votes:	0	0.00%	0	0.00%	0	0.00%	0	0.00%
UNITED STATES REPRESENTATIVE in CONGRESS 1st Congressional District, Vote For 1									
	Mike PAPE	0	0.00%	0	0.00%	6	28.57%	6	28.57%
	Miles A. CAUGHEY JR.	0	0.00%	0	0.00%	0	0.00%	0	0.00%
	Jason BATTS	0	0.00%	0	0.00%	5	23.81%	5	23.81%
	James R. COMER	0	0.00%	0	0.00%	10	47.62%	10	47.62%
	Cast Votes:	0	0.00%	0	0.00%	21	100.00%	21	100.00%
	Over Votes:	0	0.00%	0	0.00%	0	0.00%	0	0.00%
	Under Votes:	0	0.00%	0	0.00%	0	0.00%	0	0.00%
PRESIDENT of the UNITED STATES, Vote For 1									
	Martin J. O'MALLEY	0	0.00%	0	0.00%	4	2.70%	4	2.70%
	Bernard "Bernie" SANDERS	0	0.00%	0	0.00%	73	49.32%	73	49.32%
	Hillary CLINTON	0	0.00%	0	0.00%	44	29.73%	44	29.73%
	Roque Rocky DE LA FUENTE	0	0.00%	0	0.00%	2	1.35%	2	1.35%
	"UNCOMMITTED"	0	0.00%	0	0.00%	25	16.89%	25	16.89%
	Cast Votes:	0	0.00%	0	0.00%	148	91.36%	148	91.36%
	Over Votes:	0	0.00%	0	0.00%	0	0.00%	0	0.00%
	Under Votes:	0	0.00%	0	0.00%	14	8.64%	14	8.64%
UNITED STATES SENATOR, Vote For 1									
	Jim GRAY	0	0.00%	0	0.00%	73	59.84%	73	59.84%
	Rory HOULIHAN	0	0.00%	0	0.00%	4	3.28%	4	3.28%
	Jeff KENDER	0	0.00%	0	0.00%	6	4.92%	6	4.92%
	Ron LEACH	0	0.00%	0	0.00%	18	14.75%	18	14.75%
	Tom RECKTENWALD	0	0.00%	0	0.00%	3	2.46%	3	2.46%
	Grant T. SHORT	0	0.00%	0	0.00%	8	6.56%	8	6.56%
	Sellus WILDER	0	0.00%	0	0.00%	10	8.20%	10	8.20%
	Cast Votes:	0	0.00%	0	0.00%	122	75.31%	122	75.31%
	Over Votes:	0	0.00%	0	0.00%	0	0.00%	0	0.00%
	Under Votes:	0	0.00%	0	0.00%	40	24.69%	40	24.69%

Precinct Report — Unofficial

PRESIDENTIAL PREFERENCE AND REGULAR PRIMARY — OFFICIAL BALLOT FOR UNION COUNTY — May 17, 2016

05/17/2016 07:06 PM

Total Number of Voters : 2,630 of 0 = 0.00%

Precincts Reporting 17 of 17 = 100.00%

Party	Candidate	Absentee		Early		Election		Total	
Precinct B101 (Ballots Cast: 183)									
UNITED STATES REPRESENTATIVE in CONGRESS 1st Congressional District, Vote For 1									
	Tom OSBORNE	0	0.00%	0	0.00%	89	77.39%	89	77.39%
	Samuel L. GASKINS	0	0.00%	0	0.00%	26	22.61%	26	22.61%
	Cast Votes:	0	0.00%	0	0.00%	115	70.99%	115	70.99%
	Over Votes:	0	0.00%	0	0.00%	0	0.00%	0	0.00%
	Under Votes:	0	0.00%	0	0.00%	47	29.01%	47	29.01%
JAILER (Unexpired Term), Vote For 1									
	Michelle STEELE	0	0.00%	0	0.00%	37	22.98%	37	22.98%
	Shawn ELDER	0	0.00%	0	0.00%	124	77.02%	124	77.02%
	Cast Votes:	0	0.00%	0	0.00%	161	99.38%	161	99.38%
	Over Votes:	0	0.00%	0	0.00%	0	0.00%	0	0.00%
	Under Votes:	0	0.00%	0	0.00%	1	0.62%	1	0.62%

Precinct Report — Unofficial

PRESIDENTIAL PREFERENCE AND REGULAR PRIMARY — OFFICIAL BALLOT FOR UNION COUNTY — May 17, 2016

05/17/2016 07:06 PM

Total Number of Voters : 2,630 of 0 = 0.00%

Precincts Reporting 17 of 17 = 100.00%

Party	Candidate	Absentee		Early		Election		Total	
Precinct B102 (Ballots Cast: 162)									
UNITED STATES SENATOR, Vote For 1									
	James R. GOULD	0	0.00%	0	0.00%	1	11.11%	1	11.11%
	Rand PAUL	0	0.00%	0	0.00%	8	88.89%	8	88.89%
	Stephen Howard SLAUGHTER	0	0.00%	0	0.00%	0	0.00%	0	0.00%
	Cast Votes:	0	0.00%	0	0.00%	9	100.00%	9	100.00%
	Over Votes:	0	0.00%	0	0.00%	0	0.00%	0	0.00%
	Under Votes:	0	0.00%	0	0.00%	0	0.00%	0	0.00%
UNITED STATES REPRESENTATIVE in CONGRESS 1st Congressional District, Vote For 1									
	Mike PAPE	0	0.00%	0	0.00%	4	44.44%	4	44.44%
	Miles A. CAUGHEY JR.	0	0.00%	0	0.00%	0	0.00%	0	0.00%
	Jason BATTS	0	0.00%	0	0.00%	2	22.22%	2	22.22%
	James R. COMER	0	0.00%	0	0.00%	3	33.33%	3	33.33%
	Cast Votes:	0	0.00%	0	0.00%	9	100.00%	9	100.00%
	Over Votes:	0	0.00%	0	0.00%	0	0.00%	0	0.00%
	Under Votes:	0	0.00%	0	0.00%	0	0.00%	0	0.00%
PRESIDENT of the UNITED STATES, Vote For 1									
	Martin J. O'MALLEY	0	0.00%	0	0.00%	0	0.00%	0	0.00%
	Bernard "Bernie" SANDERS	0	0.00%	0	0.00%	68	46.58%	68	46.58%
	Hillary CLINTON	0	0.00%	0	0.00%	50	34.25%	50	34.25%
	Roque Rocky DE LA FUENTE	0	0.00%	0	0.00%	0	0.00%	0	0.00%
	"UNCOMMITTED"	0	0.00%	0	0.00%	28	19.18%	28	19.18%
	Cast Votes:	0	0.00%	0	0.00%	146	95.42%	146	95.42%
	Over Votes:	0	0.00%	0	0.00%	0	0.00%	0	0.00%
	Under Votes:	0	0.00%	0	0.00%	7	4.58%	7	4.58%
UNITED STATES SENATOR, Vote For 1									
	Jim GRAY	0	0.00%	0	0.00%	76	64.41%	76	64.41%
	Rory HOULIHAN	0	0.00%	0	0.00%	5	4.24%	5	4.24%
	Jeff KENDER	0	0.00%	0	0.00%	5	4.24%	5	4.24%
	Ron LEACH	0	0.00%	0	0.00%	19	16.10%	19	16.10%
	Tom RECKTENWALD	0	0.00%	0	0.00%	1	0.85%	1	0.85%
	Grant T. SHORT	0	0.00%	0	0.00%	5	4.24%	5	4.24%
	Sellus WILDER	0	0.00%	0	0.00%	7	5.93%	7	5.93%
	Cast Votes:	0	0.00%	0	0.00%	118	77.12%	118	77.12%
	Over Votes:	0	0.00%	0	0.00%	0	0.00%	0	0.00%
	Under Votes:	0	0.00%	0	0.00%	35	22.88%	35	22.88%

Precinct Report — Unofficial

PRESIDENTIAL PREFERENCE AND REGULAR PRIMARY — OFFICIAL BALLOT FOR UNION COUNTY — May 17, 2016

05/17/2016 07:06 PM

Total Number of Voters : 2,630 of 0 = 0.00%

Precincts Reporting 17 of 17 = 100.00%

Party	Candidate	Absentee		Early		Election		Total	
Precinct B102 (Ballots Cast: 162)									
UNITED STATES REPRESENTATIVE in CONGRESS 1st Congressional District, Vote For 1									
	Tom OSBORNE	0	0.00%	0	0.00%	80	76.19%	80	76.19%
	Samuel L. GASKINS	0	0.00%	0	0.00%	25	23.81%	25	23.81%
	Cast Votes:	0	0.00%	0	0.00%	105	68.63%	105	68.63%
	Over Votes:	0	0.00%	0	0.00%	0	0.00%	0	0.00%
	Under Votes:	0	0.00%	0	0.00%	48	31.37%	48	31.37%
JAILER (Unexpired Term), Vote For 1									
	Michelle STEELE	0	0.00%	0	0.00%	28	18.54%	28	18.54%
	Shawn ELDER	0	0.00%	0	0.00%	123	81.46%	123	81.46%
	Cast Votes:	0	0.00%	0	0.00%	151	98.69%	151	98.69%
	Over Votes:	0	0.00%	0	0.00%	0	0.00%	0	0.00%
	Under Votes:	0	0.00%	0	0.00%	2	1.31%	2	1.31%

Precinct Report — Unofficial

PRESIDENTIAL PREFERENCE AND REGULAR PRIMARY — OFFICIAL BALLOT FOR UNION COUNTY — May 17, 2016

05/17/2016 07:06 PM

Total Number of Voters : 2,630 of 0 = 0.00%

Precincts Reporting 17 of 17 = 100.00%

Party	Candidate	Absentee		Early		Election		Total	
Precinct B103 (Ballots Cast: 121)									
UNITED STATES SENATOR, Vote For 1									
	James R. GOULD	0	0.00%	0	0.00%	2	28.57%	2	28.57%
	Rand PAUL	0	0.00%	0	0.00%	5	71.43%	5	71.43%
	Stephen Howard SLAUGHTER	0	0.00%	0	0.00%	0	0.00%	0	0.00%
	Cast Votes:	0	0.00%	0	0.00%	7	87.50%	7	87.50%
	Over Votes:	0	0.00%	0	0.00%	0	0.00%	0	0.00%
	Under Votes:	0	0.00%	0	0.00%	1	12.50%	1	12.50%
UNITED STATES REPRESENTATIVE in CONGRESS 1st Congressional District, Vote For 1									
	Mike PAPE	0	0.00%	0	0.00%	2	25.00%	2	25.00%
	Miles A. CAUGHEY JR.	0	0.00%	0	0.00%	1	12.50%	1	12.50%
	Jason BATTS	0	0.00%	0	0.00%	0	0.00%	0	0.00%
	James R. COMER	0	0.00%	0	0.00%	5	62.50%	5	62.50%
	Cast Votes:	0	0.00%	0	0.00%	8	100.00%	8	100.00%
	Over Votes:	0	0.00%	0	0.00%	0	0.00%	0	0.00%
	Under Votes:	0	0.00%	0	0.00%	0	0.00%	0	0.00%
PRESIDENT of the UNITED STATES, Vote For 1									
	Martin J. O'MALLEY	0	0.00%	0	0.00%	3	2.70%	3	2.70%
	Bernard "Bernie" SANDERS	0	0.00%	0	0.00%	48	43.24%	48	43.24%
	Hillary CLINTON	0	0.00%	0	0.00%	42	37.84%	42	37.84%
	Roque Rocky DE LA FUENTE	0	0.00%	0	0.00%	1	0.90%	1	0.90%
	"UNCOMMITTED"	0	0.00%	0	0.00%	17	15.32%	17	15.32%
	Cast Votes:	0	0.00%	0	0.00%	111	98.23%	111	98.23%
	Over Votes:	0	0.00%	0	0.00%	0	0.00%	0	0.00%
	Under Votes:	0	0.00%	0	0.00%	2	1.77%	2	1.77%
UNITED STATES SENATOR, Vote For 1									
	Jim GRAY	0	0.00%	0	0.00%	53	55.79%	53	55.79%
	Rory HOULIHAN	0	0.00%	0	0.00%	5	5.26%	5	5.26%
	Jeff KENDER	0	0.00%	0	0.00%	5	5.26%	5	5.26%
	Ron LEACH	0	0.00%	0	0.00%	16	16.84%	16	16.84%
	Tom RECKTENWALD	0	0.00%	0	0.00%	4	4.21%	4	4.21%
	Grant T. SHORT	0	0.00%	0	0.00%	5	5.26%	5	5.26%
	Sellus WILDER	0	0.00%	0	0.00%	7	7.37%	7	7.37%
	Cast Votes:	0	0.00%	0	0.00%	95	84.07%	95	84.07%
	Over Votes:	0	0.00%	0	0.00%	0	0.00%	0	0.00%
	Under Votes:	0	0.00%	0	0.00%	18	15.93%	18	15.93%

Precinct Report — Unofficial

PRESIDENTIAL PREFERENCE AND REGULAR PRIMARY — OFFICIAL BALLOT FOR UNION COUNTY — May 17, 2016

05/17/2016 07:06 PM

Total Number of Voters : 2,630 of 0 = 0.00%

Precincts Reporting 17 of 17 = 100.00%

Party	Candidate	Absentee		Early		Election		Total	
Precinct B103 (Ballots Cast: 121)									
UNITED STATES REPRESENTATIVE in CONGRESS 1st Congressional District, Vote For 1									
	Tom OSBORNE	0	0.00%	0	0.00%	70	76.92%	70	76.92%
	Samuel L. GASKINS	0	0.00%	0	0.00%	21	23.08%	21	23.08%
	Cast Votes:	0	0.00%	0	0.00%	91	80.53%	91	80.53%
	Over Votes:	0	0.00%	0	0.00%	0	0.00%	0	0.00%
	Under Votes:	0	0.00%	0	0.00%	22	19.47%	22	19.47%
JAILER (Unexpired Term), Vote For 1									
	Michelle STEELE	0	0.00%	0	0.00%	37	33.33%	37	33.33%
	Shawn ELDER	0	0.00%	0	0.00%	74	66.67%	74	66.67%
	Cast Votes:	0	0.00%	0	0.00%	111	98.23%	111	98.23%
	Over Votes:	0	0.00%	0	0.00%	0	0.00%	0	0.00%
	Under Votes:	0	0.00%	0	0.00%	2	1.77%	2	1.77%

Precinct Report — Unofficial

PRESIDENTIAL PREFERENCE AND REGULAR PRIMARY — OFFICIAL BALLOT FOR UNION COUNTY — May 17, 2016

05/17/2016 07:06 PM

Total Number of Voters : 2,630 of 0 = 0.00%

Precincts Reporting 17 of 17 = 100.00%

Party	Candidate	Absentee		Early		Election		Total	
Precinct C101 (Ballots Cast: 203)									
UNITED STATES SENATOR, Vote For 1									
	James R. GOULD	0	0.00%	0	0.00%	3	10.00%	3	10.00%
	Rand PAUL	0	0.00%	0	0.00%	25	83.33%	25	83.33%
	Stephen Howard SLAUGHTER	0	0.00%	0	0.00%	2	6.67%	2	6.67%
	Cast Votes:	0	0.00%	0	0.00%	30	100.00%	30	100.00%
	Over Votes:	0	0.00%	0	0.00%	0	0.00%	0	0.00%
	Under Votes:	0	0.00%	0	0.00%	0	0.00%	0	0.00%
UNITED STATES REPRESENTATIVE in CONGRESS 1st Congressional District, Vote For 1									
	Mike PAPE	0	0.00%	0	0.00%	11	36.67%	11	36.67%
	Miles A. CAUGHEY JR.	0	0.00%	0	0.00%	1	3.33%	1	3.33%
	Jason BATTS	0	0.00%	0	0.00%	6	20.00%	6	20.00%
	James R. COMER	0	0.00%	0	0.00%	12	40.00%	12	40.00%
	Cast Votes:	0	0.00%	0	0.00%	30	100.00%	30	100.00%
	Over Votes:	0	0.00%	0	0.00%	0	0.00%	0	0.00%
	Under Votes:	0	0.00%	0	0.00%	0	0.00%	0	0.00%
PRESIDENT of the UNITED STATES, Vote For 1									
	Martin J. O'MALLEY	0	0.00%	0	0.00%	4	2.44%	4	2.44%
	Bernard "Bernie" SANDERS	0	0.00%	0	0.00%	98	59.76%	98	59.76%
	Hillary CLINTON	0	0.00%	0	0.00%	35	21.34%	35	21.34%
	Roque Rocky DE LA FUENTE	0	0.00%	0	0.00%	1	0.61%	1	0.61%
	"UNCOMMITTED"	0	0.00%	0	0.00%	26	15.85%	26	15.85%
	Cast Votes:	0	0.00%	0	0.00%	164	94.80%	164	94.80%
	Over Votes:	0	0.00%	0	0.00%	0	0.00%	0	0.00%
	Under Votes:	0	0.00%	0	0.00%	9	5.20%	9	5.20%
UNITED STATES SENATOR, Vote For 1									
	Jim GRAY	0	0.00%	0	0.00%	84	62.22%	84	62.22%
	Rory HOULIHAN	0	0.00%	0	0.00%	6	4.44%	6	4.44%
	Jeff KENDER	0	0.00%	0	0.00%	7	5.19%	7	5.19%
	Ron LEACH	0	0.00%	0	0.00%	11	8.15%	11	8.15%
	Tom RECKTENWALD	0	0.00%	0	0.00%	4	2.96%	4	2.96%
	Grant T. SHORT	0	0.00%	0	0.00%	5	3.70%	5	3.70%
	Sellus WILDER	0	0.00%	0	0.00%	18	13.33%	18	13.33%
	Cast Votes:	0	0.00%	0	0.00%	135	78.03%	135	78.03%
	Over Votes:	0	0.00%	0	0.00%	0	0.00%	0	0.00%
	Under Votes:	0	0.00%	0	0.00%	38	21.97%	38	21.97%

Precinct Report — Unofficial

PRESIDENTIAL PREFERENCE AND REGULAR PRIMARY — OFFICIAL BALLOT FOR UNION COUNTY — May 17, 2016

05/17/2016 07:06 PM

Total Number of Voters : 2,630 of 0 = 0.00%

Precincts Reporting 17 of 17 = 100.00%

Party	Candidate	Absentee		Early		Election		Total	
Precinct C101 (Ballots Cast: 203)									
UNITED STATES REPRESENTATIVE in CONGRESS 1st Congressional District, Vote For 1									
	Tom OSBORNE	0	0.00%	0	0.00%	67	52.76%	67	52.76%
	Samuel L. GASKINS	0	0.00%	0	0.00%	60	47.24%	60	47.24%
	Cast Votes:	0	0.00%	0	0.00%	127	73.41%	127	73.41%
	Over Votes:	0	0.00%	0	0.00%	0	0.00%	0	0.00%
	Under Votes:	0	0.00%	0	0.00%	46	26.59%	46	26.59%
JAILER (Unexpired Term), Vote For 1									
	Michelle STEELE	0	0.00%	0	0.00%	55	31.98%	55	31.98%
	Shawn ELDER	0	0.00%	0	0.00%	117	68.02%	117	68.02%
	Cast Votes:	0	0.00%	0	0.00%	172	99.42%	172	99.42%
	Over Votes:	0	0.00%	0	0.00%	0	0.00%	0	0.00%
	Under Votes:	0	0.00%	0	0.00%	1	0.58%	1	0.58%

Precinct Report — Unofficial

PRESIDENTIAL PREFERENCE AND REGULAR PRIMARY — OFFICIAL BALLOT FOR UNION COUNTY — May 17, 2016

05/17/2016 07:06 PM

Total Number of Voters : 2,630 of 0 = 0.00%

Precincts Reporting 17 of 17 = 100.00%

Party	Candidate	Absentee		Early		Election		Total	
Precinct C102 (Ballots Cast: 130)									
UNITED STATES SENATOR, Vote For 1									
	James R. GOULD	0	0.00%	0	0.00%	4	21.05%	4	21.05%
	Rand PAUL	0	0.00%	0	0.00%	12	63.16%	12	63.16%
	Stephen Howard SLAUGHTER	0	0.00%	0	0.00%	3	15.79%	3	15.79%
	Cast Votes:	0	0.00%	0	0.00%	19	100.00%	19	100.00%
	Over Votes:	0	0.00%	0	0.00%	0	0.00%	0	0.00%
	Under Votes:	0	0.00%	0	0.00%	0	0.00%	0	0.00%
UNITED STATES REPRESENTATIVE in CONGRESS 1st Congressional District, Vote For 1									
	Mike PAPE	0	0.00%	0	0.00%	10	52.63%	10	52.63%
	Miles A. CAUGHEY JR.	0	0.00%	0	0.00%	0	0.00%	0	0.00%
	Jason BATTS	0	0.00%	0	0.00%	2	10.53%	2	10.53%
	James R. COMER	0	0.00%	0	0.00%	7	36.84%	7	36.84%
	Cast Votes:	0	0.00%	0	0.00%	19	100.00%	19	100.00%
	Over Votes:	0	0.00%	0	0.00%	0	0.00%	0	0.00%
	Under Votes:	0	0.00%	0	0.00%	0	0.00%	0	0.00%
PRESIDENT of the UNITED STATES, Vote For 1									
	Martin J. O'MALLEY	0	0.00%	0	0.00%	4	3.85%	4	3.85%
	Bernard "Bernie" SANDERS	0	0.00%	0	0.00%	61	58.65%	61	58.65%
	Hillary CLINTON	0	0.00%	0	0.00%	24	23.08%	24	23.08%
	Roque Rocky DE LA FUENTE	0	0.00%	0	0.00%	2	1.92%	2	1.92%
	"UNCOMMITTED"	0	0.00%	0	0.00%	13	12.50%	13	12.50%
	Cast Votes:	0	0.00%	0	0.00%	104	93.69%	104	93.69%
	Over Votes:	0	0.00%	0	0.00%	0	0.00%	0	0.00%
	Under Votes:	0	0.00%	0	0.00%	7	6.31%	7	6.31%
UNITED STATES SENATOR, Vote For 1									
	Jim GRAY	0	0.00%	0	0.00%	56	60.87%	56	60.87%
	Rory HOULIHAN	0	0.00%	0	0.00%	2	2.17%	2	2.17%
	Jeff KENDER	0	0.00%	0	0.00%	3	3.26%	3	3.26%
	Ron LEACH	0	0.00%	0	0.00%	12	13.04%	12	13.04%
	Tom RECKTENWALD	0	0.00%	0	0.00%	0	0.00%	0	0.00%
	Grant T. SHORT	0	0.00%	0	0.00%	10	10.87%	10	10.87%
	Sellus WILDER	0	0.00%	0	0.00%	9	9.78%	9	9.78%
	Cast Votes:	0	0.00%	0	0.00%	92	82.88%	92	82.88%
	Over Votes:	0	0.00%	0	0.00%	0	0.00%	0	0.00%
	Under Votes:	0	0.00%	0	0.00%	19	17.12%	19	17.12%

Precinct Report — Unofficial

PRESIDENTIAL PREFERENCE AND REGULAR PRIMARY — OFFICIAL BALLOT FOR UNION COUNTY — May 17, 2016

05/17/2016 07:06 PM

Total Number of Voters : 2,630 of 0 = 0.00%

Precincts Reporting 17 of 17 = 100.00%

Party	Candidate	Absentee		Early		Election		Total	
Precinct C102 (Ballots Cast: 130)									
UNITED STATES REPRESENTATIVE in CONGRESS 1st Congressional District, Vote For 1									
	Tom OSBORNE	0	0.00%	0	0.00%	12	15.19%	12	15.19%
	Samuel L. GASKINS	0	0.00%	0	0.00%	67	84.81%	67	84.81%
	Cast Votes:	0	0.00%	0	0.00%	79	71.17%	79	71.17%
	Over Votes:	0	0.00%	0	0.00%	0	0.00%	0	0.00%
	Under Votes:	0	0.00%	0	0.00%	32	28.83%	32	28.83%
JAILER (Unexpired Term), Vote For 1									
	Michelle STEELE	0	0.00%	0	0.00%	56	51.85%	56	51.85%
	Shawn ELDER	0	0.00%	0	0.00%	52	48.15%	52	48.15%
	Cast Votes:	0	0.00%	0	0.00%	108	97.30%	108	97.30%
	Over Votes:	0	0.00%	0	0.00%	0	0.00%	0	0.00%
	Under Votes:	0	0.00%	0	0.00%	3	2.70%	3	2.70%

Precinct Report — Unofficial

PRESIDENTIAL PREFERENCE AND REGULAR PRIMARY — OFFICIAL BALLOT FOR UNION COUNTY — May 17, 2016

05/17/2016 07:06 PM

Total Number of Voters : 2,630 of 0 = 0.00%

Precincts Reporting 17 of 17 = 100.00%

Party	Candidate	Absentee		Early		Election		Total	
Precinct C103 (Ballots Cast: 121)									
UNITED STATES SENATOR, Vote For 1									
	James R. GOULD	0	0.00%	0	0.00%	0	0.00%	0	0.00%
	Rand PAUL	0	0.00%	0	0.00%	8	100.00%	8	100.00%
	Stephen Howard SLAUGHTER	0	0.00%	0	0.00%	0	0.00%	0	0.00%
	Cast Votes:	0	0.00%	0	0.00%	8	100.00%	8	100.00%
	Over Votes:	0	0.00%	0	0.00%	0	0.00%	0	0.00%
	Under Votes:	0	0.00%	0	0.00%	0	0.00%	0	0.00%
UNITED STATES REPRESENTATIVE in CONGRESS 1st Congressional District, Vote For 1									
	Mike PAPE	0	0.00%	0	0.00%	3	37.50%	3	37.50%
	Miles A. CAUGHEY JR.	0	0.00%	0	0.00%	0	0.00%	0	0.00%
	Jason BATTS	0	0.00%	0	0.00%	0	0.00%	0	0.00%
	James R. COMER	0	0.00%	0	0.00%	5	62.50%	5	62.50%
	Cast Votes:	0	0.00%	0	0.00%	8	100.00%	8	100.00%
	Over Votes:	0	0.00%	0	0.00%	0	0.00%	0	0.00%
	Under Votes:	0	0.00%	0	0.00%	0	0.00%	0	0.00%
PRESIDENT of the UNITED STATES, Vote For 1									
	Martin J. O'MALLEY	0	0.00%	0	0.00%	4	3.60%	4	3.60%
	Bernard "Bernie" SANDERS	0	0.00%	0	0.00%	53	47.75%	53	47.75%
	Hillary CLINTON	0	0.00%	0	0.00%	32	28.83%	32	28.83%
	Roque Rocky DE LA FUENTE	0	0.00%	0	0.00%	0	0.00%	0	0.00%
	"UNCOMMITTED"	0	0.00%	0	0.00%	22	19.82%	22	19.82%
	Cast Votes:	0	0.00%	0	0.00%	111	98.23%	111	98.23%
	Over Votes:	0	0.00%	0	0.00%	0	0.00%	0	0.00%
	Under Votes:	0	0.00%	0	0.00%	2	1.77%	2	1.77%
UNITED STATES SENATOR, Vote For 1									
	Jim GRAY	0	0.00%	0	0.00%	60	58.25%	60	58.25%
	Rory HOULIHAN	0	0.00%	0	0.00%	3	2.91%	3	2.91%
	Jeff KENDER	0	0.00%	0	0.00%	8	7.77%	8	7.77%
	Ron LEACH	0	0.00%	0	0.00%	17	16.50%	17	16.50%
	Tom RECKTENWALD	0	0.00%	0	0.00%	4	3.88%	4	3.88%
	Grant T. SHORT	0	0.00%	0	0.00%	5	4.85%	5	4.85%
	Sellus WILDER	0	0.00%	0	0.00%	6	5.83%	6	5.83%
	Cast Votes:	0	0.00%	0	0.00%	103	91.15%	103	91.15%
	Over Votes:	0	0.00%	0	0.00%	0	0.00%	0	0.00%
	Under Votes:	0	0.00%	0	0.00%	10	8.85%	10	8.85%

Precinct Report — Unofficial

PRESIDENTIAL PREFERENCE AND REGULAR PRIMARY — OFFICIAL BALLOT FOR UNION COUNTY — May 17, 2016

05/17/2016 07:06 PM

Total Number of Voters : 2,630 of 0 = 0.00%

Precincts Reporting 17 of 17 = 100.00%

Party	Candidate	Absentee		Early		Election		Total	
Precinct C103 (Ballots Cast: 121)									
UNITED STATES REPRESENTATIVE in CONGRESS 1st Congressional District, Vote For 1									
	Tom OSBORNE	0	0.00%	0	0.00%	50	56.82%	50	56.82%
	Samuel L. GASKINS	0	0.00%	0	0.00%	38	43.18%	38	43.18%
	Cast Votes:	0	0.00%	0	0.00%	88	77.88%	88	77.88%
	Over Votes:	0	0.00%	0	0.00%	0	0.00%	0	0.00%
	Under Votes:	0	0.00%	0	0.00%	25	22.12%	25	22.12%
JAILER (Unexpired Term), Vote For 1									
	Michelle STEELE	0	0.00%	0	0.00%	63	56.25%	63	56.25%
	Shawn ELDER	0	0.00%	0	0.00%	49	43.75%	49	43.75%
	Cast Votes:	0	0.00%	0	0.00%	112	99.12%	112	99.12%
	Over Votes:	0	0.00%	0	0.00%	0	0.00%	0	0.00%
	Under Votes:	0	0.00%	0	0.00%	1	0.88%	1	0.88%

Precinct Report — Unofficial

PRESIDENTIAL PREFERENCE AND REGULAR PRIMARY — OFFICIAL BALLOT FOR UNION COUNTY — May 17, 2016

05/17/2016 07:06 PM

Total Number of Voters : 2,630 of 0 = 0.00%

Precincts Reporting 17 of 17 = 100.00%

Party	Candidate	Absentee		Early		Election		Total	
Precinct C104 (Ballots Cast: 79)									
UNITED STATES SENATOR, Vote For 1									
	James R. GOULD	0	0.00%	0	0.00%	0	0.00%	0	0.00%
	Rand PAUL	0	0.00%	0	0.00%	2	100.00%	2	100.00%
	Stephen Howard SLAUGHTER	0	0.00%	0	0.00%	0	0.00%	0	0.00%
	Cast Votes:	0	0.00%	0	0.00%	2	100.00%	2	100.00%
	Over Votes:	0	0.00%	0	0.00%	0	0.00%	0	0.00%
	Under Votes:	0	0.00%	0	0.00%	0	0.00%	0	0.00%
UNITED STATES REPRESENTATIVE in CONGRESS 1st Congressional District, Vote For 1									
	Mike PAPE	0	0.00%	0	0.00%	2	100.00%	2	100.00%
	Miles A. CAUGHEY JR.	0	0.00%	0	0.00%	0	0.00%	0	0.00%
	Jason BATTS	0	0.00%	0	0.00%	0	0.00%	0	0.00%
	James R. COMER	0	0.00%	0	0.00%	0	0.00%	0	0.00%
	Cast Votes:	0	0.00%	0	0.00%	2	100.00%	2	100.00%
	Over Votes:	0	0.00%	0	0.00%	0	0.00%	0	0.00%
	Under Votes:	0	0.00%	0	0.00%	0	0.00%	0	0.00%
PRESIDENT of the UNITED STATES, Vote For 1									
	Martin J. O'MALLEY	0	0.00%	0	0.00%	2	2.86%	2	2.86%
	Bernard "Bernie" SANDERS	0	0.00%	0	0.00%	48	68.57%	48	68.57%
	Hillary CLINTON	0	0.00%	0	0.00%	8	11.43%	8	11.43%
	Roque Rocky DE LA FUENTE	0	0.00%	0	0.00%	1	1.43%	1	1.43%
	"UNCOMMITTED"	0	0.00%	0	0.00%	11	15.71%	11	15.71%
	Cast Votes:	0	0.00%	0	0.00%	70	90.91%	70	90.91%
	Over Votes:	0	0.00%	0	0.00%	0	0.00%	0	0.00%
	Under Votes:	0	0.00%	0	0.00%	7	9.09%	7	9.09%
UNITED STATES SENATOR, Vote For 1									
	Jim GRAY	0	0.00%	0	0.00%	38	63.33%	38	63.33%
	Rory HOULIHAN	0	0.00%	0	0.00%	3	5.00%	3	5.00%
	Jeff KENDER	0	0.00%	0	0.00%	8	13.33%	8	13.33%
	Ron LEACH	0	0.00%	0	0.00%	3	5.00%	3	5.00%
	Tom RECKTENWALD	0	0.00%	0	0.00%	0	0.00%	0	0.00%
	Grant T. SHORT	0	0.00%	0	0.00%	5	8.33%	5	8.33%
	Sellus WILDER	0	0.00%	0	0.00%	3	5.00%	3	5.00%
	Cast Votes:	0	0.00%	0	0.00%	60	77.92%	60	77.92%
	Over Votes:	0	0.00%	0	0.00%	0	0.00%	0	0.00%
	Under Votes:	0	0.00%	0	0.00%	17	22.08%	17	22.08%

Precinct Report — Unofficial

PRESIDENTIAL PREFERENCE AND REGULAR PRIMARY — OFFICIAL BALLOT FOR UNION COUNTY — May 17, 2016

05/17/2016 07:06 PM

Total Number of Voters : 2,630 of 0 = 0.00%

Precincts Reporting 17 of 17 = 100.00%

Party	Candidate	Absentee		Early		Election		Total	
Precinct C104 (Ballots Cast: 79)									
UNITED STATES REPRESENTATIVE in CONGRESS 1st Congressional District, Vote For 1									
	Tom OSBORNE	0	0.00%	0	0.00%	37	63.79%	37	63.79%
	Samuel L. GASKINS	0	0.00%	0	0.00%	21	36.21%	21	36.21%
	Cast Votes:	0	0.00%	0	0.00%	58	75.32%	58	75.32%
	Over Votes:	0	0.00%	0	0.00%	0	0.00%	0	0.00%
	Under Votes:	0	0.00%	0	0.00%	19	24.68%	19	24.68%
JAILER (Unexpired Term), Vote For 1									
	Michelle STEELE	0	0.00%	0	0.00%	40	51.95%	40	51.95%
	Shawn ELDER	0	0.00%	0	0.00%	37	48.05%	37	48.05%
	Cast Votes:	0	0.00%	0	0.00%	77	100.00%	77	100.00%
	Over Votes:	0	0.00%	0	0.00%	0	0.00%	0	0.00%
	Under Votes:	0	0.00%	0	0.00%	0	0.00%	0	0.00%

Precinct Report — Unofficial

PRESIDENTIAL PREFERENCE AND REGULAR PRIMARY — OFFICIAL BALLOT FOR UNION COUNTY — May 17, 2016

05/17/2016 07:06 PM

Total Number of Voters : 2,630 of 0 = 0.00%

Precincts Reporting 17 of 17 = 100.00%

Party	Candidate	Absentee		Early		Election		Total	
Precinct E102 (Ballots Cast: 157)									
UNITED STATES SENATOR, Vote For 1									
	James R. GOULD	0	0.00%	0	0.00%	0	0.00%	0	0.00%
	Rand PAUL	0	0.00%	0	0.00%	15	88.24%	15	88.24%
	Stephen Howard SLAUGHTER	0	0.00%	0	0.00%	2	11.76%	2	11.76%
	Cast Votes:	0	0.00%	0	0.00%	17	100.00%	17	100.00%
	Over Votes:	0	0.00%	0	0.00%	0	0.00%	0	0.00%
	Under Votes:	0	0.00%	0	0.00%	0	0.00%	0	0.00%
UNITED STATES REPRESENTATIVE in CONGRESS 1st Congressional District, Vote For 1									
	Mike PAPE	0	0.00%	0	0.00%	4	23.53%	4	23.53%
	Miles A. CAUGHEY JR.	0	0.00%	0	0.00%	0	0.00%	0	0.00%
	Jason BATTS	0	0.00%	0	0.00%	3	17.65%	3	17.65%
	James R. COMER	0	0.00%	0	0.00%	10	58.82%	10	58.82%
	Cast Votes:	0	0.00%	0	0.00%	17	100.00%	17	100.00%
	Over Votes:	0	0.00%	0	0.00%	0	0.00%	0	0.00%
	Under Votes:	0	0.00%	0	0.00%	0	0.00%	0	0.00%
PRESIDENT of the UNITED STATES, Vote For 1									
	Martin J. O'MALLEY	0	0.00%	0	0.00%	1	0.73%	1	0.73%
	Bernard "Bernie" SANDERS	0	0.00%	0	0.00%	69	50.36%	69	50.36%
	Hillary CLINTON	0	0.00%	0	0.00%	42	30.66%	42	30.66%
	Roque Rocky DE LA FUENTE	0	0.00%	0	0.00%	0	0.00%	0	0.00%
	"UNCOMMITTED"	0	0.00%	0	0.00%	25	18.25%	25	18.25%
	Cast Votes:	0	0.00%	0	0.00%	137	97.86%	137	97.86%
	Over Votes:	0	0.00%	0	0.00%	0	0.00%	0	0.00%
	Under Votes:	0	0.00%	0	0.00%	3	2.14%	3	2.14%
UNITED STATES SENATOR, Vote For 1									
	Jim GRAY	0	0.00%	0	0.00%	73	64.04%	73	64.04%
	Rory HOULIHAN	0	0.00%	0	0.00%	2	1.75%	2	1.75%
	Jeff KENDER	0	0.00%	0	0.00%	5	4.39%	5	4.39%
	Ron LEACH	0	0.00%	0	0.00%	18	15.79%	18	15.79%
	Tom RECKTENWALD	0	0.00%	0	0.00%	1	0.88%	1	0.88%
	Grant T. SHORT	0	0.00%	0	0.00%	5	4.39%	5	4.39%
	Sellus WILDER	0	0.00%	0	0.00%	10	8.77%	10	8.77%
	Cast Votes:	0	0.00%	0	0.00%	114	81.43%	114	81.43%
	Over Votes:	0	0.00%	0	0.00%	0	0.00%	0	0.00%
	Under Votes:	0	0.00%	0	0.00%	26	18.57%	26	18.57%

Precinct Report — Unofficial

PRESIDENTIAL PREFERENCE AND REGULAR PRIMARY — OFFICIAL BALLOT FOR UNION COUNTY — May 17, 2016

05/17/2016 07:06 PM

Total Number of Voters : 2,630 of 0 = 0.00%

Precincts Reporting 17 of 17 = 100.00%

Party	Candidate	Absentee		Early		Election		Total	
Precinct E102 (Ballots Cast: 157)									
UNITED STATES REPRESENTATIVE in CONGRESS 1st Congressional District, Vote For 1									
	Tom OSBORNE	0	0.00%	0	0.00%	71	65.14%	71	65.14%
	Samuel L. GASKINS	0	0.00%	0	0.00%	38	34.86%	38	34.86%
	Cast Votes:	0	0.00%	0	0.00%	109	77.86%	109	77.86%
	Over Votes:	0	0.00%	0	0.00%	0	0.00%	0	0.00%
	Under Votes:	0	0.00%	0	0.00%	31	22.14%	31	22.14%
JAILER (Unexpired Term), Vote For 1									
	Michelle STEELE	0	0.00%	0	0.00%	66	48.89%	66	48.89%
	Shawn ELDER	0	0.00%	0	0.00%	69	51.11%	69	51.11%
	Cast Votes:	0	0.00%	0	0.00%	135	96.43%	135	96.43%
	Over Votes:	0	0.00%	0	0.00%	0	0.00%	0	0.00%
	Under Votes:	0	0.00%	0	0.00%	5	3.57%	5	3.57%

Precinct Report — Unofficial

PRESIDENTIAL PREFERENCE AND REGULAR PRIMARY — OFFICIAL BALLOT FOR UNION COUNTY — May 17, 2016

05/17/2016 07:06 PM

Total Number of Voters : 2,630 of 0 = 0.00%

Precincts Reporting 17 of 17 = 100.00%

Party	Candidate	Absentee		Early		Election		Total	
Precinct E103 (Ballots Cast: 148)									
UNITED STATES SENATOR, Vote For 1									
	James R. GOULD	0	0.00%	0	0.00%	3	17.65%	3	17.65%
	Rand PAUL	0	0.00%	0	0.00%	14	82.35%	14	82.35%
	Stephen Howard SLAUGHTER	0	0.00%	0	0.00%	0	0.00%	0	0.00%
	Cast Votes:	0	0.00%	0	0.00%	17	100.00%	17	100.00%
	Over Votes:	0	0.00%	0	0.00%	0	0.00%	0	0.00%
	Under Votes:	0	0.00%	0	0.00%	0	0.00%	0	0.00%
UNITED STATES REPRESENTATIVE in CONGRESS 1st Congressional District, Vote For 1									
	Mike PAPE	0	0.00%	0	0.00%	5	29.41%	5	29.41%
	Miles A. CAUGHEY JR.	0	0.00%	0	0.00%	0	0.00%	0	0.00%
	Jason BATTS	0	0.00%	0	0.00%	1	5.88%	1	5.88%
	James R. COMER	0	0.00%	0	0.00%	11	64.71%	11	64.71%
	Cast Votes:	0	0.00%	0	0.00%	17	100.00%	17	100.00%
	Over Votes:	0	0.00%	0	0.00%	0	0.00%	0	0.00%
	Under Votes:	0	0.00%	0	0.00%	0	0.00%	0	0.00%
PRESIDENT of the UNITED STATES, Vote For 1									
	Martin J. O'MALLEY	0	0.00%	0	0.00%	4	3.15%	4	3.15%
	Bernard "Bernie" SANDERS	0	0.00%	0	0.00%	77	60.63%	77	60.63%
	Hillary CLINTON	0	0.00%	0	0.00%	29	22.83%	29	22.83%
	Roque Rocky DE LA FUENTE	0	0.00%	0	0.00%	2	1.57%	2	1.57%
	"UNCOMMITTED"	0	0.00%	0	0.00%	15	11.81%	15	11.81%
	Cast Votes:	0	0.00%	0	0.00%	127	96.95%	127	96.95%
	Over Votes:	0	0.00%	0	0.00%	0	0.00%	0	0.00%
	Under Votes:	0	0.00%	0	0.00%	4	3.05%	4	3.05%
UNITED STATES SENATOR, Vote For 1									
	Jim GRAY	0	0.00%	0	0.00%	73	68.87%	73	68.87%
	Rory HOULIHAN	0	0.00%	0	0.00%	3	2.83%	3	2.83%
	Jeff KENDER	0	0.00%	0	0.00%	4	3.77%	4	3.77%
	Ron LEACH	0	0.00%	0	0.00%	14	13.21%	14	13.21%
	Tom RECKTENWALD	0	0.00%	0	0.00%	2	1.89%	2	1.89%
	Grant T. SHORT	0	0.00%	0	0.00%	5	4.72%	5	4.72%
	Sellus WILDER	0	0.00%	0	0.00%	5	4.72%	5	4.72%
	Cast Votes:	0	0.00%	0	0.00%	106	80.92%	106	80.92%
	Over Votes:	0	0.00%	0	0.00%	0	0.00%	0	0.00%
	Under Votes:	0	0.00%	0	0.00%	25	19.08%	25	19.08%

Precinct Report — Unofficial

PRESIDENTIAL PREFERENCE AND REGULAR PRIMARY — OFFICIAL BALLOT FOR UNION COUNTY — May 17, 2016

05/17/2016 07:06 PM

Total Number of Voters : 2,630 of 0 = 0.00%

Precincts Reporting 17 of 17 = 100.00%

Party	Candidate	Absentee		Early		Election		Total	
Precinct E103 (Ballots Cast: 148)									
UNITED STATES REPRESENTATIVE in CONGRESS 1st Congressional District, Vote For 1									
	Tom OSBORNE	0	0.00%	0	0.00%	53	57.61%	53	57.61%
	Samuel L. GASKINS	0	0.00%	0	0.00%	39	42.39%	39	42.39%
	Cast Votes:	0	0.00%	0	0.00%	92	70.23%	92	70.23%
	Over Votes:	0	0.00%	0	0.00%	0	0.00%	0	0.00%
	Under Votes:	0	0.00%	0	0.00%	39	29.77%	39	29.77%
JAILER (Unexpired Term), Vote For 1									
	Michelle STEELE	0	0.00%	0	0.00%	47	37.30%	47	37.30%
	Shawn ELDER	0	0.00%	0	0.00%	79	62.70%	79	62.70%
	Cast Votes:	0	0.00%	0	0.00%	126	96.18%	126	96.18%
	Over Votes:	0	0.00%	0	0.00%	0	0.00%	0	0.00%
	Under Votes:	0	0.00%	0	0.00%	5	3.82%	5	3.82%

Total Number of Voters : 2,630 of 0 = 0.00%

Precincts Reporting 17 of 17 = 100.00%

Party	Candidate	Absentee		Early		Election		Total	
Precinct E104 (Ballots Cast: 148)									
UNITED STATES SENATOR, Vote For 1									
	James R. GOULD	0	0.00%	0	0.00%	2	11.11%	2	11.11%
	Rand PAUL	0	0.00%	0	0.00%	15	83.33%	15	83.33%
	Stephen Howard SLAUGHTER	0	0.00%	0	0.00%	1	5.56%	1	5.56%
	Cast Votes:	0	0.00%	0	0.00%	18	100.00%	18	100.00%
	Over Votes:	0	0.00%	0	0.00%	0	0.00%	0	0.00%
	Under Votes:	0	0.00%	0	0.00%	0	0.00%	0	0.00%
UNITED STATES REPRESENTATIVE in CONGRESS 1st Congressional District, Vote For 1									
	Mike PAPE	0	0.00%	0	0.00%	3	16.67%	3	16.67%
	Miles A. CAUGHEY JR.	0	0.00%	0	0.00%	0	0.00%	0	0.00%
	Jason BATTS	0	0.00%	0	0.00%	4	22.22%	4	22.22%
	James R. COMER	0	0.00%	0	0.00%	11	61.11%	11	61.11%
	Cast Votes:	0	0.00%	0	0.00%	18	100.00%	18	100.00%
	Over Votes:	0	0.00%	0	0.00%	0	0.00%	0	0.00%
	Under Votes:	0	0.00%	0	0.00%	0	0.00%	0	0.00%
PRESIDENT of the UNITED STATES, Vote For 1									
	Martin J. O'MALLEY	0	0.00%	0	0.00%	4	3.25%	4	3.25%
	Bernard "Bernie" SANDERS	0	0.00%	0	0.00%	72	58.54%	72	58.54%
	Hillary CLINTON	0	0.00%	0	0.00%	26	21.14%	26	21.14%
	Roque Rocky DE LA FUENTE	0	0.00%	0	0.00%	0	0.00%	0	0.00%
	"UNCOMMITTED"	0	0.00%	0	0.00%	21	17.07%	21	17.07%
	Cast Votes:	0	0.00%	0	0.00%	123	94.62%	123	94.62%
	Over Votes:	0	0.00%	0	0.00%	0	0.00%	0	0.00%
	Under Votes:	0	0.00%	0	0.00%	7	5.38%	7	5.38%
UNITED STATES SENATOR, Vote For 1									
	Jim GRAY	0	0.00%	0	0.00%	64	58.72%	64	58.72%
	Rory HOULIHAN	0	0.00%	0	0.00%	8	7.34%	8	7.34%
	Jeff KENDER	0	0.00%	0	0.00%	7	6.42%	7	6.42%
	Ron LEACH	0	0.00%	0	0.00%	12	11.01%	12	11.01%
	Tom RECKTENWALD	0	0.00%	0	0.00%	2	1.83%	2	1.83%
	Grant T. SHORT	0	0.00%	0	0.00%	7	6.42%	7	6.42%
	Sellus WILDER	0	0.00%	0	0.00%	9	8.26%	9	8.26%
	Cast Votes:	0	0.00%	0	0.00%	109	83.85%	109	83.85%
	Over Votes:	0	0.00%	0	0.00%	0	0.00%	0	0.00%
	Under Votes:	0	0.00%	0	0.00%	21	16.15%	21	16.15%

Precinct Report — Unofficial

PRESIDENTIAL PREFERENCE AND REGULAR PRIMARY — OFFICIAL BALLOT FOR UNION COUNTY — May 17, 2016

05/17/2016 07:06 PM

Total Number of Voters : 2,630 of 0 = 0.00%

Precincts Reporting 17 of 17 = 100.00%

Party	Candidate	Absentee		Early		Election		Total	
Precinct E104 (Ballots Cast: 148)									
UNITED STATES REPRESENTATIVE in CONGRESS 1st Congressional District, Vote For 1									
	Tom OSBORNE	0	0.00%	0	0.00%	72	69.90%	72	69.90%
	Samuel L. GASKINS	0	0.00%	0	0.00%	31	30.10%	31	30.10%
	Cast Votes:	0	0.00%	0	0.00%	103	79.23%	103	79.23%
	Over Votes:	0	0.00%	0	0.00%	0	0.00%	0	0.00%
	Under Votes:	0	0.00%	0	0.00%	27	20.77%	27	20.77%
JAILER (Unexpired Term), Vote For 1									
	Michelle STEELE	0	0.00%	0	0.00%	54	41.86%	54	41.86%
	Shawn ELDER	0	0.00%	0	0.00%	75	58.14%	75	58.14%
	Cast Votes:	0	0.00%	0	0.00%	129	99.23%	129	99.23%
	Over Votes:	0	0.00%	0	0.00%	0	0.00%	0	0.00%
	Under Votes:	0	0.00%	0	0.00%	1	0.77%	1	0.77%

Precinct Report — Unofficial

PRESIDENTIAL PREFERENCE AND REGULAR PRIMARY — OFFICIAL BALLOT FOR UNION COUNTY — May 17, 2016

05/17/2016 07:06 PM

Total Number of Voters : 2,630 of 0 = 0.00%

Precincts Reporting 17 of 17 = 100.00%

Party	Candidate	Absentee		Early		Election		Total	
Precinct F101 (Ballots Cast: 251)									
UNITED STATES SENATOR, Vote For 1									
	James R. GOULD	0	0.00%	0	0.00%	0	0.00%	0	0.00%
	Rand PAUL	0	0.00%	0	0.00%	13	100.00%	13	100.00%
	Stephen Howard SLAUGHTER	0	0.00%	0	0.00%	0	0.00%	0	0.00%
	Cast Votes:	0	0.00%	0	0.00%	13	100.00%	13	100.00%
	Over Votes:	0	0.00%	0	0.00%	0	0.00%	0	0.00%
	Under Votes:	0	0.00%	0	0.00%	0	0.00%	0	0.00%
UNITED STATES REPRESENTATIVE in CONGRESS 1st Congressional District, Vote For 1									
	Mike PAPE	0	0.00%	0	0.00%	5	38.46%	5	38.46%
	Miles A. CAUGHEY JR.	0	0.00%	0	0.00%	0	0.00%	0	0.00%
	Jason BATTS	0	0.00%	0	0.00%	2	15.38%	2	15.38%
	James R. COMER	0	0.00%	0	0.00%	6	46.15%	6	46.15%
	Cast Votes:	0	0.00%	0	0.00%	13	100.00%	13	100.00%
	Over Votes:	0	0.00%	0	0.00%	0	0.00%	0	0.00%
	Under Votes:	0	0.00%	0	0.00%	0	0.00%	0	0.00%
PRESIDENT of the UNITED STATES, Vote For 1									
	Martin J. O'MALLEY	0	0.00%	0	0.00%	6	2.58%	6	2.58%
	Bernard "Bernie" SANDERS	0	0.00%	0	0.00%	112	48.07%	112	48.07%
	Hillary CLINTON	0	0.00%	0	0.00%	71	30.47%	71	30.47%
	Roque Rocky DE LA FUENTE	0	0.00%	0	0.00%	3	1.29%	3	1.29%
	"UNCOMMITTED"	0	0.00%	0	0.00%	41	17.60%	41	17.60%
	Cast Votes:	0	0.00%	0	0.00%	233	97.90%	233	97.90%
	Over Votes:	0	0.00%	0	0.00%	0	0.00%	0	0.00%
	Under Votes:	0	0.00%	0	0.00%	5	2.10%	5	2.10%
UNITED STATES SENATOR, Vote For 1									
	Jim GRAY	0	0.00%	0	0.00%	123	60.89%	123	60.89%
	Rory HOULIHAN	0	0.00%	0	0.00%	3	1.49%	3	1.49%
	Jeff KENDER	0	0.00%	0	0.00%	22	10.89%	22	10.89%
	Ron LEACH	0	0.00%	0	0.00%	25	12.38%	25	12.38%
	Tom RECKTENWALD	0	0.00%	0	0.00%	7	3.47%	7	3.47%
	Grant T. SHORT	0	0.00%	0	0.00%	12	5.94%	12	5.94%
	Sellus WILDER	0	0.00%	0	0.00%	10	4.95%	10	4.95%
	Cast Votes:	0	0.00%	0	0.00%	202	84.87%	202	84.87%
	Over Votes:	0	0.00%	0	0.00%	0	0.00%	0	0.00%
	Under Votes:	0	0.00%	0	0.00%	36	15.13%	36	15.13%

Precinct Report — Unofficial

PRESIDENTIAL PREFERENCE AND REGULAR PRIMARY — OFFICIAL BALLOT FOR UNION COUNTY — May 17, 2016

05/17/2016 07:06 PM

Total Number of Voters : 2,630 of 0 = 0.00%

Precincts Reporting 17 of 17 = 100.00%

Party	Candidate	Absentee		Early		Election		Total	
Precinct F101 (Ballots Cast: 251)									
UNITED STATES REPRESENTATIVE in CONGRESS 1st Congressional District, Vote For 1									
	Tom OSBORNE	0	0.00%	0	0.00%	144	77.01%	144	77.01%
	Samuel L. GASKINS	0	0.00%	0	0.00%	43	22.99%	43	22.99%
	Cast Votes:	0	0.00%	0	0.00%	187	78.57%	187	78.57%
	Over Votes:	0	0.00%	0	0.00%	0	0.00%	0	0.00%
	Under Votes:	0	0.00%	0	0.00%	51	21.43%	51	21.43%
JAILER (Unexpired Term), Vote For 1									
	Michelle STEELE	0	0.00%	0	0.00%	69	29.74%	69	29.74%
	Shawn ELDER	0	0.00%	0	0.00%	163	70.26%	163	70.26%
	Cast Votes:	0	0.00%	0	0.00%	232	97.48%	232	97.48%
	Over Votes:	0	0.00%	0	0.00%	0	0.00%	0	0.00%
	Under Votes:	0	0.00%	0	0.00%	6	2.52%	6	2.52%

Party	Candidate	Absentee		Early		Election		Total	
Precinct F102 (Ballots Cast: 78)									
UNITED STATES SENATOR, Vote For 1									
	James R. GOULD	0	0.00%	0	0.00%	2	33.33%	2	33.33%
	Rand PAUL	0	0.00%	0	0.00%	4	66.67%	4	66.67%
	Stephen Howard SLAUGHTER	0	0.00%	0	0.00%	0	0.00%	0	0.00%
	Cast Votes:	0	0.00%	0	0.00%	6	100.00%	6	100.00%
	Over Votes:	0	0.00%	0	0.00%	0	0.00%	0	0.00%
	Under Votes:	0	0.00%	0	0.00%	0	0.00%	0	0.00%
UNITED STATES REPRESENTATIVE in CONGRESS 1st Congressional District, Vote For 1									
	Mike PAPE	0	0.00%	0	0.00%	3	50.00%	3	50.00%
	Miles A. CAUGHEY JR.	0	0.00%	0	0.00%	0	0.00%	0	0.00%
	Jason BATTS	0	0.00%	0	0.00%	1	16.67%	1	16.67%
	James R. COMER	0	0.00%	0	0.00%	2	33.33%	2	33.33%
	Cast Votes:	0	0.00%	0	0.00%	6	100.00%	6	100.00%
	Over Votes:	0	0.00%	0	0.00%	0	0.00%	0	0.00%
	Under Votes:	0	0.00%	0	0.00%	0	0.00%	0	0.00%
PRESIDENT of the UNITED STATES, Vote For 1									
	Martin J. O'MALLEY	0	0.00%	0	0.00%	5	7.25%	5	7.25%
	Bernard "Bernie" SANDERS	0	0.00%	0	0.00%	29	42.03%	29	42.03%
	Hillary CLINTON	0	0.00%	0	0.00%	28	40.58%	28	40.58%
	Roque Rocky DE LA FUENTE	0	0.00%	0	0.00%	0	0.00%	0	0.00%
	"UNCOMMITTED"	0	0.00%	0	0.00%	7	10.14%	7	10.14%
	Cast Votes:	0	0.00%	0	0.00%	69	95.83%	69	95.83%
	Over Votes:	0	0.00%	0	0.00%	0	0.00%	0	0.00%
	Under Votes:	0	0.00%	0	0.00%	3	4.17%	3	4.17%
UNITED STATES SENATOR, Vote For 1									
	Jim GRAY	0	0.00%	0	0.00%	43	65.15%	43	65.15%
	Rory HOULIHAN	0	0.00%	0	0.00%	4	6.06%	4	6.06%
	Jeff KENDER	0	0.00%	0	0.00%	5	7.58%	5	7.58%
	Ron LEACH	0	0.00%	0	0.00%	5	7.58%	5	7.58%
	Tom RECKTENWALD	0	0.00%	0	0.00%	3	4.55%	3	4.55%
	Grant T. SHORT	0	0.00%	0	0.00%	2	3.03%	2	3.03%
	Sellus WILDER	0	0.00%	0	0.00%	4	6.06%	4	6.06%
	Cast Votes:	0	0.00%	0	0.00%	66	91.67%	66	91.67%
	Over Votes:	0	0.00%	0	0.00%	0	0.00%	0	0.00%
	Under Votes:	0	0.00%	0	0.00%	6	8.33%	6	8.33%

Precinct Report — Unofficial

PRESIDENTIAL PREFERENCE AND REGULAR PRIMARY — OFFICIAL BALLOT FOR UNION COUNTY — May 17, 2016

05/17/2016 07:06 PM

Total Number of Voters : 2,630 of 0 = 0.00%

Precincts Reporting 17 of 17 = 100.00%

Party	Candidate	Absentee		Early		Election		Total	
Precinct F102 (Ballots Cast: 78)									
UNITED STATES REPRESENTATIVE in CONGRESS 1st Congressional District, Vote For 1									
	Tom OSBORNE	0	0.00%	0	0.00%	42	72.41%	42	72.41%
	Samuel L. GASKINS	0	0.00%	0	0.00%	16	27.59%	16	27.59%
	Cast Votes:	0	0.00%	0	0.00%	58	80.56%	58	80.56%
	Over Votes:	0	0.00%	0	0.00%	0	0.00%	0	0.00%
	Under Votes:	0	0.00%	0	0.00%	14	19.44%	14	19.44%
JAILER (Unexpired Term), Vote For 1									
	Michelle STEELE	0	0.00%	0	0.00%	31	44.93%	31	44.93%
	Shawn ELDER	0	0.00%	0	0.00%	38	55.07%	38	55.07%
	Cast Votes:	0	0.00%	0	0.00%	69	95.83%	69	95.83%
	Over Votes:	0	0.00%	0	0.00%	0	0.00%	0	0.00%
	Under Votes:	0	0.00%	0	0.00%	3	4.17%	3	4.17%

Precinct Report — Unofficial

PRESIDENTIAL PREFERENCE AND REGULAR PRIMARY — OFFICIAL BALLOT FOR UNION COUNTY — May 17, 2016

05/17/2016 07:06 PM

Total Number of Voters : 2,630 of 0 = 0.00%

Precincts Reporting 17 of 17 = 100.00%

Party	Candidate	Absentee		Early		Election		Total	
Precinct F103 (Ballots Cast: 213)									
UNITED STATES SENATOR, Vote For 1									
	James R. GOULD	0	0.00%	0	0.00%	2	7.69%	2	7.69%
	Rand PAUL	0	0.00%	0	0.00%	23	88.46%	23	88.46%
	Stephen Howard SLAUGHTER	0	0.00%	0	0.00%	1	3.85%	1	3.85%
	Cast Votes:	0	0.00%	0	0.00%	26	100.00%	26	100.00%
	Over Votes:	0	0.00%	0	0.00%	0	0.00%	0	0.00%
	Under Votes:	0	0.00%	0	0.00%	0	0.00%	0	0.00%
UNITED STATES REPRESENTATIVE in CONGRESS 1st Congressional District, Vote For 1									
	Mike PAPE	0	0.00%	0	0.00%	15	57.69%	15	57.69%
	Miles A. CAUGHEY JR.	0	0.00%	0	0.00%	0	0.00%	0	0.00%
	Jason BATTS	0	0.00%	0	0.00%	3	11.54%	3	11.54%
	James R. COMER	0	0.00%	0	0.00%	8	30.77%	8	30.77%
	Cast Votes:	0	0.00%	0	0.00%	26	100.00%	26	100.00%
	Over Votes:	0	0.00%	0	0.00%	0	0.00%	0	0.00%
	Under Votes:	0	0.00%	0	0.00%	0	0.00%	0	0.00%
PRESIDENT of the UNITED STATES, Vote For 1									
	Martin J. O'MALLEY	0	0.00%	0	0.00%	4	2.19%	4	2.19%
	Bernard "Bernie" SANDERS	0	0.00%	0	0.00%	74	40.44%	74	40.44%
	Hillary CLINTON	0	0.00%	0	0.00%	76	41.53%	76	41.53%
	Roque Rocky DE LA FUENTE	0	0.00%	0	0.00%	1	0.55%	1	0.55%
	"UNCOMMITTED"	0	0.00%	0	0.00%	28	15.30%	28	15.30%
	Cast Votes:	0	0.00%	0	0.00%	183	97.86%	183	97.86%
	Over Votes:	0	0.00%	0	0.00%	0	0.00%	0	0.00%
	Under Votes:	0	0.00%	0	0.00%	4	2.14%	4	2.14%
UNITED STATES SENATOR, Vote For 1									
	Jim GRAY	0	0.00%	0	0.00%	93	56.02%	93	56.02%
	Rory HOULIHAN	0	0.00%	0	0.00%	7	4.22%	7	4.22%
	Jeff KENDER	0	0.00%	0	0.00%	15	9.04%	15	9.04%
	Ron LEACH	0	0.00%	0	0.00%	20	12.05%	20	12.05%
	Tom RECKTENWALD	0	0.00%	0	0.00%	5	3.01%	5	3.01%
	Grant T. SHORT	0	0.00%	0	0.00%	12	7.23%	12	7.23%
	Sellus WILDER	0	0.00%	0	0.00%	14	8.43%	14	8.43%
	Cast Votes:	0	0.00%	0	0.00%	166	88.77%	166	88.77%
	Over Votes:	0	0.00%	0	0.00%	0	0.00%	0	0.00%
	Under Votes:	0	0.00%	0	0.00%	21	11.23%	21	11.23%

Precinct Report — Unofficial

PRESIDENTIAL PREFERENCE AND REGULAR PRIMARY — OFFICIAL BALLOT FOR UNION COUNTY — May 17, 2016

05/17/2016 07:06 PM

Total Number of Voters : 2,630 of 0 = 0.00%

Precincts Reporting 17 of 17 = 100.00%

Party	Candidate	Absentee		Early		Election		Total	
Precinct F103 (Ballots Cast: 213)									
UNITED STATES REPRESENTATIVE in CONGRESS 1st Congressional District, Vote For 1									
	Tom OSBORNE	0	0.00%	0	0.00%	107	66.46%	107	66.46%
	Samuel L. GASKINS	0	0.00%	0	0.00%	54	33.54%	54	33.54%
	Cast Votes:	0	0.00%	0	0.00%	161	86.10%	161	86.10%
	Over Votes:	0	0.00%	0	0.00%	0	0.00%	0	0.00%
	Under Votes:	0	0.00%	0	0.00%	26	13.90%	26	13.90%
JAILER (Unexpired Term), Vote For 1									
	Michelle STEELE	0	0.00%	0	0.00%	82	44.57%	82	44.57%
	Shawn ELDER	0	0.00%	0	0.00%	102	55.43%	102	55.43%
	Cast Votes:	0	0.00%	0	0.00%	184	98.40%	184	98.40%
	Over Votes:	0	0.00%	0	0.00%	0	0.00%	0	0.00%
	Under Votes:	0	0.00%	0	0.00%	3	1.60%	3	1.60%

Cumulative Report — Unofficial

PRESIDENTIAL PREFERENCE AND REGULAR PRIMARY — OFFICIAL BALLOT FOR WARREN COUNTY — May 17, 2016

05/17/2016 08:11 PM

Total Number of Voters : 15,357 of 0 = 0.00%

Precincts Reporting 89 of 89 = 100.00%

Party	Candidate	Absentee		Early		Election		Total	
UNITED STATES SENATOR, Vote For 1									
	Rand PAUL	0	0.00%	0	0.00%	3,982	87.79%	3,982	87.79%
	Stephen Howard SLAUGHTER	0	0.00%	0	0.00%	302	6.66%	302	6.66%
	James R. GOULD	0	0.00%	0	0.00%	252	5.56%	252	5.56%
	Cast Votes:	0	0.00%	0	0.00%	4,536	99.85%	4,536	99.85%
	Over Votes:	0	0.00%	0	0.00%	1	0.02%	1	0.02%
	Under Votes:	0	0.00%	0	0.00%	6	0.13%	6	0.13%
PRESIDENT of the UNITED STATES, Vote For 1									
	Martin J. O'MALLEY	0	0.00%	0	0.00%	108	1.00%	108	1.00%
	Bernard "Bernie" SANDERS	0	0.00%	0	0.00%	5,365	49.90%	5,365	49.90%
	Hillary CLINTON	0	0.00%	0	0.00%	4,829	44.91%	4,829	44.91%
	Roque Rocky DE LA FUENTE	0	0.00%	0	0.00%	27	0.25%	27	0.25%
	"UNCOMMITTED"	0	0.00%	0	0.00%	423	3.93%	423	3.93%
	Cast Votes:	0	0.00%	0	0.00%	10,752	99.43%	10,752	99.43%
	Over Votes:	0	0.00%	0	0.00%	0	0.00%	0	0.00%
	Under Votes:	0	0.00%	0	0.00%	62	0.57%	62	0.57%
UNITED STATES SENATOR, Vote For 1									
	Rory HOULIHAN	0	0.00%	0	0.00%	366	3.77%	366	3.77%
	Jeff KENDER	0	0.00%	0	0.00%	428	4.40%	428	4.40%
	Ron LEACH	0	0.00%	0	0.00%	1,110	11.42%	1,110	11.42%
	Tom RECKTENWALD	0	0.00%	0	0.00%	236	2.43%	236	2.43%
	Grant T. SHORT	0	0.00%	0	0.00%	346	3.56%	346	3.56%
	Sellus WILDER	0	0.00%	0	0.00%	1,985	20.42%	1,985	20.42%
	Jim GRAY	0	0.00%	0	0.00%	5,249	54.00%	5,249	54.00%
	Cast Votes:	0	0.00%	0	0.00%	9,720	89.88%	9,720	89.88%
	Over Votes:	0	0.00%	0	0.00%	1	0.01%	1	0.01%
	Under Votes:	0	0.00%	0	0.00%	1,093	10.11%	1,093	10.11%
STATE REPRESENTATIVE 16th Representative District, Vote For 1									
	Ami L. BROOKS	0	0.00%	0	0.00%	40	33.33%	40	33.33%
	Jason PETRIE	0	0.00%	0	0.00%	80	66.67%	80	66.67%
	Cast Votes:	0	0.00%	0	0.00%	120	100.00%	120	100.00%
	Over Votes:	0	0.00%	0	0.00%	0	0.00%	0	0.00%
	Under Votes:	0	0.00%	0	0.00%	0	0.00%	0	0.00%

Cumulative Report — Unofficial

PRESIDENTIAL PREFERENCE AND REGULAR PRIMARY — OFFICIAL BALLOT FOR WARREN COUNTY — May 17, 2016

05/17/2016 08:11 PM

Total Number of Voters : 15,357 of 0 = 0.00%

Precincts Reporting 89 of 89 = 100.00%

Party	Candidate	Absentee		Early		Election		Total	
STATE REPRESENTATIVE 23rd Representative District, Vote For 1									
	Freddie Joe WILKERSON	0	0.00%	0	0.00%	9	28.13%	9	28.13%
	Steve RILEY	0	0.00%	0	0.00%	23	71.88%	23	71.88%
	Cast Votes:	0	0.00%	0	0.00%	32	100.00%	32	100.00%
	Over Votes:	0	0.00%	0	0.00%	0	0.00%	0	0.00%
	Under Votes:	0	0.00%	0	0.00%	0	0.00%	0	0.00%
STATE REPRESENTATIVE 23rd Representative District, Vote For 1									
	Danny J. BASIL	0	0.00%	0	0.00%	31	64.58%	31	64.58%
	Joe TRIGG	0	0.00%	0	0.00%	17	35.42%	17	35.42%
	Cast Votes:	0	0.00%	0	0.00%	48	96.00%	48	96.00%
	Over Votes:	0	0.00%	0	0.00%	0	0.00%	0	0.00%
	Under Votes:	0	0.00%	0	0.00%	2	4.00%	2	4.00%

Precinct Report — Unofficial

PRESIDENTIAL PREFERENCE AND REGULAR PRIMARY — OFFICIAL BALLOT FOR WARREN COUNTY — May 17, 2016

05/17/2016 08:11 PM

Total Number of Voters : 15,357 of 0 = 0.00%

Precincts Reporting 89 of 89 = 100.00%

Party	Candidate	Absentee		Early		Election		Total	
Precinct AB (Ballots Cast: 422)									
UNITED STATES SENATOR, Vote For 1									
	Rand PAUL	0	0.00%	0	0.00%	108	87.80%	108	87.80%
	Stephen Howard SLAUGHTER	0	0.00%	0	0.00%	8	6.50%	8	6.50%
	James R. GOULD	0	0.00%	0	0.00%	7	5.69%	7	5.69%
	Cast Votes:	0	0.00%	0	0.00%	123	100.00%	123	100.00%
	Over Votes:	0	0.00%	0	0.00%	0	0.00%	0	0.00%
	Under Votes:	0	0.00%	0	0.00%	0	0.00%	0	0.00%
PRESIDENT of the UNITED STATES, Vote For 1									
	Martin J. O'MALLEY	0	0.00%	0	0.00%	1	0.34%	1	0.34%
	Bernard "Bernie" SANDERS	0	0.00%	0	0.00%	134	45.27%	134	45.27%
	Hillary CLINTON	0	0.00%	0	0.00%	147	49.66%	147	49.66%
	Roque Rocky DE LA FUENTE	0	0.00%	0	0.00%	0	0.00%	0	0.00%
	"UNCOMMITTED"	0	0.00%	0	0.00%	14	4.73%	14	4.73%
	Cast Votes:	0	0.00%	0	0.00%	296	99.00%	296	99.00%
	Over Votes:	0	0.00%	0	0.00%	0	0.00%	0	0.00%
	Under Votes:	0	0.00%	0	0.00%	3	1.00%	3	1.00%
UNITED STATES SENATOR, Vote For 1									
	Rory HOULIHAN	0	0.00%	0	0.00%	10	3.94%	10	3.94%
	Jeff KENDER	0	0.00%	0	0.00%	9	3.54%	9	3.54%
	Ron LEACH	0	0.00%	0	0.00%	27	10.63%	27	10.63%
	Tom RECKTENWALD	0	0.00%	0	0.00%	6	2.36%	6	2.36%
	Grant T. SHORT	0	0.00%	0	0.00%	5	1.97%	5	1.97%
	Sellus WILDER	0	0.00%	0	0.00%	38	14.96%	38	14.96%
	Jim GRAY	0	0.00%	0	0.00%	159	62.60%	159	62.60%
	Cast Votes:	0	0.00%	0	0.00%	254	84.95%	254	84.95%
	Over Votes:	0	0.00%	0	0.00%	0	0.00%	0	0.00%
	Under Votes:	0	0.00%	0	0.00%	45	15.05%	45	15.05%
STATE REPRESENTATIVE 16th Representative District, Vote For 1									
	Ami L. BROOKS	0	0.00%	0	0.00%	0	0.00%	0	0.00%
	Jason PETRIE	0	0.00%	0	0.00%	2	100.00%	2	100.00%
	Cast Votes:	0	0.00%	0	0.00%	2	100.00%	2	100.00%
	Over Votes:	0	0.00%	0	0.00%	0	0.00%	0	0.00%
	Under Votes:	0	0.00%	0	0.00%	0	0.00%	0	0.00%
STATE REPRESENTATIVE 23rd Representative District, Vote For 1									
	Freddie Joe WILKERSON	0	0.00%	0	0.00%	0	0.00%	0	0.00%
	Steve RILEY	0	0.00%	0	0.00%	0	0.00%	0	0.00%
	Cast Votes:	0	0.00%	0	0.00%	0	0.00%	0	0.00%
	Over Votes:	0	0.00%	0	0.00%	0	0.00%	0	0.00%
	Under Votes:	0	0.00%	0	0.00%	0	0.00%	0	0.00%

Precinct Report — Unofficial

PRESIDENTIAL PREFERENCE AND REGULAR PRIMARY — OFFICIAL BALLOT FOR WARREN COUNTY — May 17, 2016

05/17/2016 08:11 PM

Total Number of Voters : 15,357 of 0 = 0.00%

Precincts Reporting 89 of 89 = 100.00%

Party	Candidate	Absentee		Early		Election		Total	
Precinct AB (Ballots Cast: 422)									
STATE REPRESENTATIVE 23rd Representative District, Vote For 1									
	Danny J. BASIL	0	0.00%	0	0.00%	1	100.00%	1	100.00%
	Joe TRIGG	0	0.00%	0	0.00%	0	0.00%	0	0.00%
	Cast Votes:	0	0.00%	0	0.00%	1	100.00%	1	100.00%
	Over Votes:	0	0.00%	0	0.00%	0	0.00%	0	0.00%
	Under Votes:	0	0.00%	0	0.00%	0	0.00%	0	0.00%

Precinct Report — Unofficial

PRESIDENTIAL PREFERENCE AND REGULAR PRIMARY — OFFICIAL BALLOT FOR WARREN COUNTY — May 17, 2016

05/17/2016 08:11 PM

Total Number of Voters : 15,357 of 0 = 0.00%

Precincts Reporting 89 of 89 = 100.00%

Party	Candidate	Absentee		Early		Election		Total	
Precinct A101 (Ballots Cast: 161)									
UNITED STATES SENATOR, Vote For 1									
	Rand PAUL	0	0.00%	0	0.00%	68	90.67%	68	90.67%
	Stephen Howard SLAUGHTER	0	0.00%	0	0.00%	5	6.67%	5	6.67%
	James R. GOULD	0	0.00%	0	0.00%	2	2.67%	2	2.67%
	Cast Votes:	0	0.00%	0	0.00%	75	100.00%	75	100.00%
	Over Votes:	0	0.00%	0	0.00%	0	0.00%	0	0.00%
	Under Votes:	0	0.00%	0	0.00%	0	0.00%	0	0.00%
PRESIDENT of the UNITED STATES, Vote For 1									
	Martin J. O'MALLEY	0	0.00%	0	0.00%	1	1.16%	1	1.16%
	Bernard "Bernie" SANDERS	0	0.00%	0	0.00%	42	48.84%	42	48.84%
	Hillary CLINTON	0	0.00%	0	0.00%	42	48.84%	42	48.84%
	Roque Rocky DE LA FUENTE	0	0.00%	0	0.00%	0	0.00%	0	0.00%
	"UNCOMMITTED"	0	0.00%	0	0.00%	1	1.16%	1	1.16%
	Cast Votes:	0	0.00%	0	0.00%	86	100.00%	86	100.00%
	Over Votes:	0	0.00%	0	0.00%	0	0.00%	0	0.00%
	Under Votes:	0	0.00%	0	0.00%	0	0.00%	0	0.00%
UNITED STATES SENATOR, Vote For 1									
	Rory HOULIHAN	0	0.00%	0	0.00%	4	5.56%	4	5.56%
	Jeff KENDER	0	0.00%	0	0.00%	1	1.39%	1	1.39%
	Ron LEACH	0	0.00%	0	0.00%	10	13.89%	10	13.89%
	Tom RECKTENWALD	0	0.00%	0	0.00%	0	0.00%	0	0.00%
	Grant T. SHORT	0	0.00%	0	0.00%	2	2.78%	2	2.78%
	Sellus WILDER	0	0.00%	0	0.00%	9	12.50%	9	12.50%
	Jim GRAY	0	0.00%	0	0.00%	46	63.89%	46	63.89%
	Cast Votes:	0	0.00%	0	0.00%	72	83.72%	72	83.72%
	Over Votes:	0	0.00%	0	0.00%	0	0.00%	0	0.00%
	Under Votes:	0	0.00%	0	0.00%	14	16.28%	14	16.28%

Precinct Report — Unofficial

PRESIDENTIAL PREFERENCE AND REGULAR PRIMARY — OFFICIAL BALLOT FOR WARREN COUNTY — May 17, 2016

05/17/2016 08:11 PM

Total Number of Voters : 15,357 of 0 = 0.00%

Precincts Reporting 89 of 89 = 100.00%

Party	Candidate	Absentee		Early		Election		Total	
Precinct A102A (Ballots Cast: 290)									
UNITED STATES SENATOR, Vote For 1									
	Rand PAUL	0	0.00%	0	0.00%	88	91.67%	88	91.67%
	Stephen Howard SLAUGHTER	0	0.00%	0	0.00%	3	3.13%	3	3.13%
	James R. GOULD	0	0.00%	0	0.00%	5	5.21%	5	5.21%
	Cast Votes:	0	0.00%	0	0.00%	96	100.00%	96	100.00%
	Over Votes:	0	0.00%	0	0.00%	0	0.00%	0	0.00%
	Under Votes:	0	0.00%	0	0.00%	0	0.00%	0	0.00%
PRESIDENT of the UNITED STATES, Vote For 1									
	Martin J. O'MALLEY	0	0.00%	0	0.00%	1	0.52%	1	0.52%
	Bernard "Bernie" SANDERS	0	0.00%	0	0.00%	93	47.94%	93	47.94%
	Hillary CLINTON	0	0.00%	0	0.00%	93	47.94%	93	47.94%
	Roque Rocky DE LA FUENTE	0	0.00%	0	0.00%	2	1.03%	2	1.03%
	"UNCOMMITTED"	0	0.00%	0	0.00%	5	2.58%	5	2.58%
	Cast Votes:	0	0.00%	0	0.00%	194	100.00%	194	100.00%
	Over Votes:	0	0.00%	0	0.00%	0	0.00%	0	0.00%
	Under Votes:	0	0.00%	0	0.00%	0	0.00%	0	0.00%
UNITED STATES SENATOR, Vote For 1									
	Rory HOULIHAN	0	0.00%	0	0.00%	7	4.02%	7	4.02%
	Jeff KENDER	0	0.00%	0	0.00%	6	3.45%	6	3.45%
	Ron LEACH	0	0.00%	0	0.00%	22	12.64%	22	12.64%
	Tom RECKTENWALD	0	0.00%	0	0.00%	2	1.15%	2	1.15%
	Grant T. SHORT	0	0.00%	0	0.00%	3	1.72%	3	1.72%
	Sellus WILDER	0	0.00%	0	0.00%	30	17.24%	30	17.24%
	Jim GRAY	0	0.00%	0	0.00%	104	59.77%	104	59.77%
	Cast Votes:	0	0.00%	0	0.00%	174	89.69%	174	89.69%
	Over Votes:	0	0.00%	0	0.00%	0	0.00%	0	0.00%
	Under Votes:	0	0.00%	0	0.00%	20	10.31%	20	10.31%

Precinct Report — Unofficial

PRESIDENTIAL PREFERENCE AND REGULAR PRIMARY — OFFICIAL BALLOT FOR WARREN COUNTY — May 17, 2016

05/17/2016 08:11 PM

Total Number of Voters : 15,357 of 0 = 0.00%

Precincts Reporting 89 of 89 = 100.00%

Party	Candidate	Absentee		Early		Election		Total	
Precinct A103A (Ballots Cast: 168)									
UNITED STATES SENATOR, Vote For 1									
	Rand PAUL	0	0.00%	0	0.00%	49	89.09%	49	89.09%
	Stephen Howard SLAUGHTER	0	0.00%	0	0.00%	1	1.82%	1	1.82%
	James R. GOULD	0	0.00%	0	0.00%	5	9.09%	5	9.09%
	Cast Votes:	0	0.00%	0	0.00%	55	100.00%	55	100.00%
	Over Votes:	0	0.00%	0	0.00%	0	0.00%	0	0.00%
	Under Votes:	0	0.00%	0	0.00%	0	0.00%	0	0.00%
PRESIDENT of the UNITED STATES, Vote For 1									
	Martin J. O'MALLEY	0	0.00%	0	0.00%	1	0.88%	1	0.88%
	Bernard "Bernie" SANDERS	0	0.00%	0	0.00%	51	45.13%	51	45.13%
	Hillary CLINTON	0	0.00%	0	0.00%	56	49.56%	56	49.56%
	Roque Rocky DE LA FUENTE	0	0.00%	0	0.00%	1	0.88%	1	0.88%
	"UNCOMMITTED"	0	0.00%	0	0.00%	4	3.54%	4	3.54%
	Cast Votes:	0	0.00%	0	0.00%	113	100.00%	113	100.00%
	Over Votes:	0	0.00%	0	0.00%	0	0.00%	0	0.00%
	Under Votes:	0	0.00%	0	0.00%	0	0.00%	0	0.00%
UNITED STATES SENATOR, Vote For 1									
	Rory HOULIHAN	0	0.00%	0	0.00%	4	3.70%	4	3.70%
	Jeff KENDER	0	0.00%	0	0.00%	3	2.78%	3	2.78%
	Ron LEACH	0	0.00%	0	0.00%	8	7.41%	8	7.41%
	Tom RECKTENWALD	0	0.00%	0	0.00%	2	1.85%	2	1.85%
	Grant T. SHORT	0	0.00%	0	0.00%	1	0.93%	1	0.93%
	Sellus WILDER	0	0.00%	0	0.00%	31	28.70%	31	28.70%
	Jim GRAY	0	0.00%	0	0.00%	59	54.63%	59	54.63%
	Cast Votes:	0	0.00%	0	0.00%	108	95.58%	108	95.58%
	Over Votes:	0	0.00%	0	0.00%	0	0.00%	0	0.00%
	Under Votes:	0	0.00%	0	0.00%	5	4.42%	5	4.42%

Precinct Report — Unofficial

PRESIDENTIAL PREFERENCE AND REGULAR PRIMARY — OFFICIAL BALLOT FOR WARREN COUNTY — May 17, 2016

05/17/2016 08:11 PM

Total Number of Voters : 15,357 of 0 = 0.00%

Precincts Reporting 89 of 89 = 100.00%

Party	Candidate	Absentee		Early		Election		Total	
Precinct A104A (Ballots Cast: 214)									
UNITED STATES SENATOR, Vote For 1									
	Rand PAUL	0	0.00%	0	0.00%	48	82.76%	48	82.76%
	Stephen Howard SLAUGHTER	0	0.00%	0	0.00%	2	3.45%	2	3.45%
	James R. GOULD	0	0.00%	0	0.00%	8	13.79%	8	13.79%
	Cast Votes:	0	0.00%	0	0.00%	58	100.00%	58	100.00%
	Over Votes:	0	0.00%	0	0.00%	0	0.00%	0	0.00%
	Under Votes:	0	0.00%	0	0.00%	0	0.00%	0	0.00%
PRESIDENT of the UNITED STATES, Vote For 1									
	Martin J. O'MALLEY	0	0.00%	0	0.00%	0	0.00%	0	0.00%
	Bernard "Bernie" SANDERS	0	0.00%	0	0.00%	75	49.02%	75	49.02%
	Hillary CLINTON	0	0.00%	0	0.00%	68	44.44%	68	44.44%
	Roque Rocky DE LA FUENTE	0	0.00%	0	0.00%	1	0.65%	1	0.65%
	"UNCOMMITTED"	0	0.00%	0	0.00%	9	5.88%	9	5.88%
	Cast Votes:	0	0.00%	0	0.00%	153	98.08%	153	98.08%
	Over Votes:	0	0.00%	0	0.00%	0	0.00%	0	0.00%
	Under Votes:	0	0.00%	0	0.00%	3	1.92%	3	1.92%
UNITED STATES SENATOR, Vote For 1									
	Rory HOULIHAN	0	0.00%	0	0.00%	7	4.73%	7	4.73%
	Jeff KENDER	0	0.00%	0	0.00%	6	4.05%	6	4.05%
	Ron LEACH	0	0.00%	0	0.00%	17	11.49%	17	11.49%
	Tom RECKTENWALD	0	0.00%	0	0.00%	1	0.68%	1	0.68%
	Grant T. SHORT	0	0.00%	0	0.00%	6	4.05%	6	4.05%
	Sellus WILDER	0	0.00%	0	0.00%	27	18.24%	27	18.24%
	Jim GRAY	0	0.00%	0	0.00%	84	56.76%	84	56.76%
	Cast Votes:	0	0.00%	0	0.00%	148	94.87%	148	94.87%
	Over Votes:	0	0.00%	0	0.00%	0	0.00%	0	0.00%
	Under Votes:	0	0.00%	0	0.00%	8	5.13%	8	5.13%

Precinct Report — Unofficial

PRESIDENTIAL PREFERENCE AND REGULAR PRIMARY — OFFICIAL BALLOT FOR WARREN COUNTY — May 17, 2016

05/17/2016 08:11 PM

Total Number of Voters : 15,357 of 0 = 0.00%

Precincts Reporting 89 of 89 = 100.00%

Party	Candidate	Absentee		Early		Election		Total	
Precinct A105 (Ballots Cast: 294)									
UNITED STATES SENATOR, Vote For 1									
	Rand PAUL	0	0.00%	0	0.00%	93	83.04%	93	83.04%
	Stephen Howard SLAUGHTER	0	0.00%	0	0.00%	9	8.04%	9	8.04%
	James R. GOULD	0	0.00%	0	0.00%	10	8.93%	10	8.93%
	Cast Votes:	0	0.00%	0	0.00%	112	100.00%	112	100.00%
	Over Votes:	0	0.00%	0	0.00%	0	0.00%	0	0.00%
	Under Votes:	0	0.00%	0	0.00%	0	0.00%	0	0.00%
PRESIDENT of the UNITED STATES, Vote For 1									
	Martin J. O'MALLEY	0	0.00%	0	0.00%	0	0.00%	0	0.00%
	Bernard "Bernie" SANDERS	0	0.00%	0	0.00%	80	43.96%	80	43.96%
	Hillary CLINTON	0	0.00%	0	0.00%	95	52.20%	95	52.20%
	Roque Rocky DE LA FUENTE	0	0.00%	0	0.00%	1	0.55%	1	0.55%
	"UNCOMMITTED"	0	0.00%	0	0.00%	6	3.30%	6	3.30%
	Cast Votes:	0	0.00%	0	0.00%	182	100.00%	182	100.00%
	Over Votes:	0	0.00%	0	0.00%	0	0.00%	0	0.00%
	Under Votes:	0	0.00%	0	0.00%	0	0.00%	0	0.00%
UNITED STATES SENATOR, Vote For 1									
	Rory HOULIHAN	0	0.00%	0	0.00%	3	1.85%	3	1.85%
	Jeff KENDER	0	0.00%	0	0.00%	10	6.17%	10	6.17%
	Ron LEACH	0	0.00%	0	0.00%	20	12.35%	20	12.35%
	Tom RECKTENWALD	0	0.00%	0	0.00%	6	3.70%	6	3.70%
	Grant T. SHORT	0	0.00%	0	0.00%	4	2.47%	4	2.47%
	Sellus WILDER	0	0.00%	0	0.00%	25	15.43%	25	15.43%
	Jim GRAY	0	0.00%	0	0.00%	94	58.02%	94	58.02%
	Cast Votes:	0	0.00%	0	0.00%	162	89.01%	162	89.01%
	Over Votes:	0	0.00%	0	0.00%	0	0.00%	0	0.00%
	Under Votes:	0	0.00%	0	0.00%	20	10.99%	20	10.99%

Precinct Report — Unofficial

PRESIDENTIAL PREFERENCE AND REGULAR PRIMARY — OFFICIAL BALLOT FOR WARREN COUNTY — May 17, 2016

05/17/2016 08:11 PM

Total Number of Voters : 15,357 of 0 = 0.00%

Precincts Reporting 89 of 89 = 100.00%

Party	Candidate	Absentee		Early		Election		Total	
Precinct A106 (Ballots Cast: 175)									
UNITED STATES SENATOR, Vote For 1									
	Rand PAUL	0	0.00%	0	0.00%	51	89.47%	51	89.47%
	Stephen Howard SLAUGHTER	0	0.00%	0	0.00%	3	5.26%	3	5.26%
	James R. GOULD	0	0.00%	0	0.00%	3	5.26%	3	5.26%
	Cast Votes:	0	0.00%	0	0.00%	57	100.00%	57	100.00%
	Over Votes:	0	0.00%	0	0.00%	0	0.00%	0	0.00%
	Under Votes:	0	0.00%	0	0.00%	0	0.00%	0	0.00%
PRESIDENT of the UNITED STATES, Vote For 1									
	Martin J. O'MALLEY	0	0.00%	0	0.00%	1	0.85%	1	0.85%
	Bernard "Bernie" SANDERS	0	0.00%	0	0.00%	59	50.00%	59	50.00%
	Hillary CLINTON	0	0.00%	0	0.00%	53	44.92%	53	44.92%
	Roque Rocky DE LA FUENTE	0	0.00%	0	0.00%	0	0.00%	0	0.00%
	"UNCOMMITTED"	0	0.00%	0	0.00%	5	4.24%	5	4.24%
	Cast Votes:	0	0.00%	0	0.00%	118	100.00%	118	100.00%
	Over Votes:	0	0.00%	0	0.00%	0	0.00%	0	0.00%
	Under Votes:	0	0.00%	0	0.00%	0	0.00%	0	0.00%
UNITED STATES SENATOR, Vote For 1									
	Rory HOULIHAN	0	0.00%	0	0.00%	5	4.81%	5	4.81%
	Jeff KENDER	0	0.00%	0	0.00%	5	4.81%	5	4.81%
	Ron LEACH	0	0.00%	0	0.00%	4	3.85%	4	3.85%
	Tom RECKTENWALD	0	0.00%	0	0.00%	5	4.81%	5	4.81%
	Grant T. SHORT	0	0.00%	0	0.00%	2	1.92%	2	1.92%
	Sellus WILDER	0	0.00%	0	0.00%	25	24.04%	25	24.04%
	Jim GRAY	0	0.00%	0	0.00%	58	55.77%	58	55.77%
	Cast Votes:	0	0.00%	0	0.00%	104	88.14%	104	88.14%
	Over Votes:	0	0.00%	0	0.00%	0	0.00%	0	0.00%
	Under Votes:	0	0.00%	0	0.00%	14	11.86%	14	11.86%

Precinct Report — Unofficial

PRESIDENTIAL PREFERENCE AND REGULAR PRIMARY — OFFICIAL BALLOT FOR WARREN COUNTY — May 17, 2016

05/17/2016 08:11 PM

Total Number of Voters : 15,357 of 0 = 0.00%

Precincts Reporting 89 of 89 = 100.00%

Party	Candidate	Absentee		Early		Election		Total	
Precinct A107A (Ballots Cast: 131)									
UNITED STATES SENATOR, Vote For 1									
	Rand PAUL	0	0.00%	0	0.00%	34	89.47%	34	89.47%
	Stephen Howard SLAUGHTER	0	0.00%	0	0.00%	1	2.63%	1	2.63%
	James R. GOULD	0	0.00%	0	0.00%	3	7.89%	3	7.89%
	Cast Votes:	0	0.00%	0	0.00%	38	100.00%	38	100.00%
	Over Votes:	0	0.00%	0	0.00%	0	0.00%	0	0.00%
	Under Votes:	0	0.00%	0	0.00%	0	0.00%	0	0.00%
PRESIDENT of the UNITED STATES, Vote For 1									
	Martin J. O'MALLEY	0	0.00%	0	0.00%	0	0.00%	0	0.00%
	Bernard "Bernie" SANDERS	0	0.00%	0	0.00%	37	39.78%	37	39.78%
	Hillary CLINTON	0	0.00%	0	0.00%	51	54.84%	51	54.84%
	Roque Rocky DE LA FUENTE	0	0.00%	0	0.00%	0	0.00%	0	0.00%
	"UNCOMMITTED"	0	0.00%	0	0.00%	5	5.38%	5	5.38%
	Cast Votes:	0	0.00%	0	0.00%	93	100.00%	93	100.00%
	Over Votes:	0	0.00%	0	0.00%	0	0.00%	0	0.00%
	Under Votes:	0	0.00%	0	0.00%	0	0.00%	0	0.00%
UNITED STATES SENATOR, Vote For 1									
	Rory HOULIHAN	0	0.00%	0	0.00%	3	3.90%	3	3.90%
	Jeff KENDER	0	0.00%	0	0.00%	6	7.79%	6	7.79%
	Ron LEACH	0	0.00%	0	0.00%	4	5.19%	4	5.19%
	Tom RECKTENWALD	0	0.00%	0	0.00%	2	2.60%	2	2.60%
	Grant T. SHORT	0	0.00%	0	0.00%	0	0.00%	0	0.00%
	Sellus WILDER	0	0.00%	0	0.00%	11	14.29%	11	14.29%
	Jim GRAY	0	0.00%	0	0.00%	51	66.23%	51	66.23%
	Cast Votes:	0	0.00%	0	0.00%	77	82.80%	77	82.80%
	Over Votes:	0	0.00%	0	0.00%	0	0.00%	0	0.00%
	Under Votes:	0	0.00%	0	0.00%	16	17.20%	16	17.20%

Precinct Report — Unofficial

PRESIDENTIAL PREFERENCE AND REGULAR PRIMARY — OFFICIAL BALLOT FOR WARREN COUNTY — May 17, 2016

05/17/2016 08:11 PM

Total Number of Voters : 15,357 of 0 = 0.00%

Precincts Reporting 89 of 89 = 100.00%

Party	Candidate	Absentee		Early		Election		Total	
Precinct A108A (Ballots Cast: 276)									
UNITED STATES SENATOR, Vote For 1									
	Rand PAUL	0	0.00%	0	0.00%	56	82.35%	56	82.35%
	Stephen Howard SLAUGHTER	0	0.00%	0	0.00%	6	8.82%	6	8.82%
	James R. GOULD	0	0.00%	0	0.00%	6	8.82%	6	8.82%
	Cast Votes:	0	0.00%	0	0.00%	68	100.00%	68	100.00%
	Over Votes:	0	0.00%	0	0.00%	0	0.00%	0	0.00%
	Under Votes:	0	0.00%	0	0.00%	0	0.00%	0	0.00%
PRESIDENT of the UNITED STATES, Vote For 1									
	Martin J. O'MALLEY	0	0.00%	0	0.00%	3	1.45%	3	1.45%
	Bernard "Bernie" SANDERS	0	0.00%	0	0.00%	109	52.66%	109	52.66%
	Hillary CLINTON	0	0.00%	0	0.00%	93	44.93%	93	44.93%
	Roque Rocky DE LA FUENTE	0	0.00%	0	0.00%	0	0.00%	0	0.00%
	"UNCOMMITTED"	0	0.00%	0	0.00%	2	0.97%	2	0.97%
	Cast Votes:	0	0.00%	0	0.00%	207	99.52%	207	99.52%
	Over Votes:	0	0.00%	0	0.00%	0	0.00%	0	0.00%
	Under Votes:	0	0.00%	0	0.00%	1	0.48%	1	0.48%
UNITED STATES SENATOR, Vote For 1									
	Rory HOULIHAN	0	0.00%	0	0.00%	7	3.63%	7	3.63%
	Jeff KENDER	0	0.00%	0	0.00%	6	3.11%	6	3.11%
	Ron LEACH	0	0.00%	0	0.00%	12	6.22%	12	6.22%
	Tom RECKTENWALD	0	0.00%	0	0.00%	1	0.52%	1	0.52%
	Grant T. SHORT	0	0.00%	0	0.00%	4	2.07%	4	2.07%
	Sellus WILDER	0	0.00%	0	0.00%	60	31.09%	60	31.09%
	Jim GRAY	0	0.00%	0	0.00%	103	53.37%	103	53.37%
	Cast Votes:	0	0.00%	0	0.00%	193	92.79%	193	92.79%
	Over Votes:	0	0.00%	0	0.00%	0	0.00%	0	0.00%
	Under Votes:	0	0.00%	0	0.00%	15	7.21%	15	7.21%

Precinct Report — Unofficial

PRESIDENTIAL PREFERENCE AND REGULAR PRIMARY — OFFICIAL BALLOT FOR WARREN COUNTY — May 17, 2016

05/17/2016 08:11 PM

Total Number of Voters : 15,357 of 0 = 0.00%

Precincts Reporting 89 of 89 = 100.00%

Party	Candidate	Absentee		Early		Election		Total	
Precinct A109A (Ballots Cast: 223)									
UNITED STATES SENATOR, Vote For 1									
	Rand PAUL	0	0.00%	0	0.00%	46	85.19%	46	85.19%
	Stephen Howard SLAUGHTER	0	0.00%	0	0.00%	7	12.96%	7	12.96%
	James R. GOULD	0	0.00%	0	0.00%	1	1.85%	1	1.85%
	Cast Votes:	0	0.00%	0	0.00%	54	100.00%	54	100.00%
	Over Votes:	0	0.00%	0	0.00%	0	0.00%	0	0.00%
	Under Votes:	0	0.00%	0	0.00%	0	0.00%	0	0.00%
PRESIDENT of the UNITED STATES, Vote For 1									
	Martin J. O'MALLEY	0	0.00%	0	0.00%	0	0.00%	0	0.00%
	Bernard "Bernie" SANDERS	0	0.00%	0	0.00%	111	66.47%	111	66.47%
	Hillary CLINTON	0	0.00%	0	0.00%	55	32.93%	55	32.93%
	Roque Rocky DE LA FUENTE	0	0.00%	0	0.00%	0	0.00%	0	0.00%
	"UNCOMMITTED"	0	0.00%	0	0.00%	1	0.60%	1	0.60%
	Cast Votes:	0	0.00%	0	0.00%	167	98.82%	167	98.82%
	Over Votes:	0	0.00%	0	0.00%	0	0.00%	0	0.00%
	Under Votes:	0	0.00%	0	0.00%	2	1.18%	2	1.18%
UNITED STATES SENATOR, Vote For 1									
	Rory HOULIHAN	0	0.00%	0	0.00%	7	4.58%	7	4.58%
	Jeff KENDER	0	0.00%	0	0.00%	8	5.23%	8	5.23%
	Ron LEACH	0	0.00%	0	0.00%	6	3.92%	6	3.92%
	Tom RECKTENWALD	0	0.00%	0	0.00%	3	1.96%	3	1.96%
	Grant T. SHORT	0	0.00%	0	0.00%	7	4.58%	7	4.58%
	Sellus WILDER	0	0.00%	0	0.00%	58	37.91%	58	37.91%
	Jim GRAY	0	0.00%	0	0.00%	64	41.83%	64	41.83%
	Cast Votes:	0	0.00%	0	0.00%	153	90.53%	153	90.53%
	Over Votes:	0	0.00%	0	0.00%	0	0.00%	0	0.00%
	Under Votes:	0	0.00%	0	0.00%	16	9.47%	16	9.47%

Precinct Report — Unofficial

PRESIDENTIAL PREFERENCE AND REGULAR PRIMARY — OFFICIAL BALLOT FOR WARREN COUNTY — May 17, 2016

05/17/2016 08:11 PM

Total Number of Voters : 15,357 of 0 = 0.00%

Precincts Reporting 89 of 89 = 100.00%

Party	Candidate	Absentee		Early		Election		Total	
Precinct A110A (Ballots Cast: 344)									
UNITED STATES SENATOR, Vote For 1									
	Rand PAUL	0	0.00%	0	0.00%	113	86.92%	113	86.92%
	Stephen Howard SLAUGHTER	0	0.00%	0	0.00%	10	7.69%	10	7.69%
	James R. GOULD	0	0.00%	0	0.00%	7	5.38%	7	5.38%
	Cast Votes:	0	0.00%	0	0.00%	130	100.00%	130	100.00%
	Over Votes:	0	0.00%	0	0.00%	0	0.00%	0	0.00%
	Under Votes:	0	0.00%	0	0.00%	0	0.00%	0	0.00%
PRESIDENT of the UNITED STATES, Vote For 1									
	Martin J. O'MALLEY	0	0.00%	0	0.00%	2	0.94%	2	0.94%
	Bernard "Bernie" SANDERS	0	0.00%	0	0.00%	69	32.39%	69	32.39%
	Hillary CLINTON	0	0.00%	0	0.00%	134	62.91%	134	62.91%
	Roque Rocky DE LA FUENTE	0	0.00%	0	0.00%	0	0.00%	0	0.00%
	"UNCOMMITTED"	0	0.00%	0	0.00%	8	3.76%	8	3.76%
	Cast Votes:	0	0.00%	0	0.00%	213	99.53%	213	99.53%
	Over Votes:	0	0.00%	0	0.00%	0	0.00%	0	0.00%
	Under Votes:	0	0.00%	0	0.00%	1	0.47%	1	0.47%
UNITED STATES SENATOR, Vote For 1									
	Rory HOULIHAN	0	0.00%	0	0.00%	4	2.11%	4	2.11%
	Jeff KENDER	0	0.00%	0	0.00%	3	1.58%	3	1.58%
	Ron LEACH	0	0.00%	0	0.00%	17	8.95%	17	8.95%
	Tom RECKTENWALD	0	0.00%	0	0.00%	2	1.05%	2	1.05%
	Grant T. SHORT	0	0.00%	0	0.00%	3	1.58%	3	1.58%
	Sellus WILDER	0	0.00%	0	0.00%	30	15.79%	30	15.79%
	Jim GRAY	0	0.00%	0	0.00%	131	68.95%	131	68.95%
	Cast Votes:	0	0.00%	0	0.00%	190	88.79%	190	88.79%
	Over Votes:	0	0.00%	0	0.00%	0	0.00%	0	0.00%
	Under Votes:	0	0.00%	0	0.00%	24	11.21%	24	11.21%

Precinct Report — Unofficial

PRESIDENTIAL PREFERENCE AND REGULAR PRIMARY — OFFICIAL BALLOT FOR WARREN COUNTY — May 17, 2016

05/17/2016 08:11 PM

Total Number of Voters : 15,357 of 0 = 0.00%

Precincts Reporting 89 of 89 = 100.00%

Party	Candidate	Absentee		Early		Election		Total	
Precinct A111A (Ballots Cast: 113)									
UNITED STATES SENATOR, Vote For 1									
	Rand PAUL	0	0.00%	0	0.00%	45	97.83%	45	97.83%
	Stephen Howard SLAUGHTER	0	0.00%	0	0.00%	0	0.00%	0	0.00%
	James R. GOULD	0	0.00%	0	0.00%	1	2.17%	1	2.17%
	Cast Votes:	0	0.00%	0	0.00%	46	100.00%	46	100.00%
	Over Votes:	0	0.00%	0	0.00%	0	0.00%	0	0.00%
	Under Votes:	0	0.00%	0	0.00%	0	0.00%	0	0.00%
PRESIDENT of the UNITED STATES, Vote For 1									
	Martin J. O'MALLEY	0	0.00%	0	0.00%	1	1.49%	1	1.49%
	Bernard "Bernie" SANDERS	0	0.00%	0	0.00%	30	44.78%	30	44.78%
	Hillary CLINTON	0	0.00%	0	0.00%	33	49.25%	33	49.25%
	Roque Rocky DE LA FUENTE	0	0.00%	0	0.00%	1	1.49%	1	1.49%
	"UNCOMMITTED"	0	0.00%	0	0.00%	2	2.99%	2	2.99%
	Cast Votes:	0	0.00%	0	0.00%	67	100.00%	67	100.00%
	Over Votes:	0	0.00%	0	0.00%	0	0.00%	0	0.00%
	Under Votes:	0	0.00%	0	0.00%	0	0.00%	0	0.00%
UNITED STATES SENATOR, Vote For 1									
	Rory HOULIHAN	0	0.00%	0	0.00%	4	6.35%	4	6.35%
	Jeff KENDER	0	0.00%	0	0.00%	4	6.35%	4	6.35%
	Ron LEACH	0	0.00%	0	0.00%	3	4.76%	3	4.76%
	Tom RECKTENWALD	0	0.00%	0	0.00%	0	0.00%	0	0.00%
	Grant T. SHORT	0	0.00%	0	0.00%	1	1.59%	1	1.59%
	Sellus WILDER	0	0.00%	0	0.00%	13	20.63%	13	20.63%
	Jim GRAY	0	0.00%	0	0.00%	38	60.32%	38	60.32%
	Cast Votes:	0	0.00%	0	0.00%	63	94.03%	63	94.03%
	Over Votes:	0	0.00%	0	0.00%	0	0.00%	0	0.00%
	Under Votes:	0	0.00%	0	0.00%	4	5.97%	4	5.97%

Total Number of Voters : 15,357 of 0 = 0.00%

Precincts Reporting 89 of 89 = 100.00%

Party	Candidate	Absentee		Early		Election		Total	
Precinct A112A (Ballots Cast: 165)									
UNITED STATES SENATOR, Vote For 1									
	Rand PAUL	0	0.00%	0	0.00%	43	91.49%	43	91.49%
	Stephen Howard SLAUGHTER	0	0.00%	0	0.00%	2	4.26%	2	4.26%
	James R. GOULD	0	0.00%	0	0.00%	2	4.26%	2	4.26%
	Cast Votes:	0	0.00%	0	0.00%	47	100.00%	47	100.00%
	Over Votes:	0	0.00%	0	0.00%	0	0.00%	0	0.00%
	Under Votes:	0	0.00%	0	0.00%	0	0.00%	0	0.00%
PRESIDENT of the UNITED STATES, Vote For 1									
	Martin J. O'MALLEY	0	0.00%	0	0.00%	0	0.00%	0	0.00%
	Bernard "Bernie" SANDERS	0	0.00%	0	0.00%	60	50.85%	60	50.85%
	Hillary CLINTON	0	0.00%	0	0.00%	54	45.76%	54	45.76%
	Roque Rocky DE LA FUENTE	0	0.00%	0	0.00%	0	0.00%	0	0.00%
	"UNCOMMITTED"	0	0.00%	0	0.00%	4	3.39%	4	3.39%
	Cast Votes:	0	0.00%	0	0.00%	118	100.00%	118	100.00%
	Over Votes:	0	0.00%	0	0.00%	0	0.00%	0	0.00%
	Under Votes:	0	0.00%	0	0.00%	0	0.00%	0	0.00%
UNITED STATES SENATOR, Vote For 1									
	Rory HOULIHAN	0	0.00%	0	0.00%	17	15.45%	17	15.45%
	Jeff KENDER	0	0.00%	0	0.00%	1	0.91%	1	0.91%
	Ron LEACH	0	0.00%	0	0.00%	16	14.55%	16	14.55%
	Tom RECKTENWALD	0	0.00%	0	0.00%	6	5.45%	6	5.45%
	Grant T. SHORT	0	0.00%	0	0.00%	6	5.45%	6	5.45%
	Sellus WILDER	0	0.00%	0	0.00%	22	20.00%	22	20.00%
	Jim GRAY	0	0.00%	0	0.00%	42	38.18%	42	38.18%
	Cast Votes:	0	0.00%	0	0.00%	110	93.22%	110	93.22%
	Over Votes:	0	0.00%	0	0.00%	0	0.00%	0	0.00%
	Under Votes:	0	0.00%	0	0.00%	8	6.78%	8	6.78%

Precinct Report — Unofficial

PRESIDENTIAL PREFERENCE AND REGULAR PRIMARY — OFFICIAL BALLOT FOR WARREN COUNTY — May 17, 2016

05/17/2016 08:11 PM

Total Number of Voters : 15,357 of 0 = 0.00%

Precincts Reporting 89 of 89 = 100.00%

Party	Candidate	Absentee		Early		Election		Total	
Precinct A113A (Ballots Cast: 108)									
UNITED STATES SENATOR, Vote For 1									
	Rand PAUL	0	0.00%	0	0.00%	18	85.71%	18	85.71%
	Stephen Howard SLAUGHTER	0	0.00%	0	0.00%	2	9.52%	2	9.52%
	James R. GOULD	0	0.00%	0	0.00%	1	4.76%	1	4.76%
	Cast Votes:	0	0.00%	0	0.00%	21	100.00%	21	100.00%
	Over Votes:	0	0.00%	0	0.00%	0	0.00%	0	0.00%
	Under Votes:	0	0.00%	0	0.00%	0	0.00%	0	0.00%
PRESIDENT of the UNITED STATES, Vote For 1									
	Martin J. O'MALLEY	0	0.00%	0	0.00%	1	1.15%	1	1.15%
	Bernard "Bernie" SANDERS	0	0.00%	0	0.00%	43	49.43%	43	49.43%
	Hillary CLINTON	0	0.00%	0	0.00%	39	44.83%	39	44.83%
	Roque Rocky DE LA FUENTE	0	0.00%	0	0.00%	1	1.15%	1	1.15%
	"UNCOMMITTED"	0	0.00%	0	0.00%	3	3.45%	3	3.45%
	Cast Votes:	0	0.00%	0	0.00%	87	100.00%	87	100.00%
	Over Votes:	0	0.00%	0	0.00%	0	0.00%	0	0.00%
	Under Votes:	0	0.00%	0	0.00%	0	0.00%	0	0.00%
UNITED STATES SENATOR, Vote For 1									
	Rory HOULIHAN	0	0.00%	0	0.00%	4	5.06%	4	5.06%
	Jeff KENDER	0	0.00%	0	0.00%	3	3.80%	3	3.80%
	Ron LEACH	0	0.00%	0	0.00%	6	7.59%	6	7.59%
	Tom RECKTENWALD	0	0.00%	0	0.00%	1	1.27%	1	1.27%
	Grant T. SHORT	0	0.00%	0	0.00%	6	7.59%	6	7.59%
	Sellus WILDER	0	0.00%	0	0.00%	23	29.11%	23	29.11%
	Jim GRAY	0	0.00%	0	0.00%	36	45.57%	36	45.57%
	Cast Votes:	0	0.00%	0	0.00%	79	90.80%	79	90.80%
	Over Votes:	0	0.00%	0	0.00%	0	0.00%	0	0.00%
	Under Votes:	0	0.00%	0	0.00%	8	9.20%	8	9.20%

Precinct Report — Unofficial

PRESIDENTIAL PREFERENCE AND REGULAR PRIMARY — OFFICIAL BALLOT FOR WARREN COUNTY — May 17, 2016

05/17/2016 08:11 PM

Total Number of Voters : 15,357 of 0 = 0.00%

Precincts Reporting 89 of 89 = 100.00%

Party	Candidate	Absentee		Early		Election		Total	
Precinct A114A (Ballots Cast: 149)									
UNITED STATES SENATOR, Vote For 1									
	Rand PAUL	0	0.00%	0	0.00%	62	98.41%	62	98.41%
	Stephen Howard SLAUGHTER	0	0.00%	0	0.00%	1	1.59%	1	1.59%
	James R. GOULD	0	0.00%	0	0.00%	0	0.00%	0	0.00%
	Cast Votes:	0	0.00%	0	0.00%	63	100.00%	63	100.00%
	Over Votes:	0	0.00%	0	0.00%	0	0.00%	0	0.00%
	Under Votes:	0	0.00%	0	0.00%	0	0.00%	0	0.00%
PRESIDENT of the UNITED STATES, Vote For 1									
	Martin J. O'MALLEY	0	0.00%	0	0.00%	0	0.00%	0	0.00%
	Bernard "Bernie" SANDERS	0	0.00%	0	0.00%	35	40.70%	35	40.70%
	Hillary CLINTON	0	0.00%	0	0.00%	48	55.81%	48	55.81%
	Roque Rocky DE LA FUENTE	0	0.00%	0	0.00%	0	0.00%	0	0.00%
	"UNCOMMITTED"	0	0.00%	0	0.00%	3	3.49%	3	3.49%
	Cast Votes:	0	0.00%	0	0.00%	86	100.00%	86	100.00%
	Over Votes:	0	0.00%	0	0.00%	0	0.00%	0	0.00%
	Under Votes:	0	0.00%	0	0.00%	0	0.00%	0	0.00%
UNITED STATES SENATOR, Vote For 1									
	Rory HOULIHAN	0	0.00%	0	0.00%	1	1.33%	1	1.33%
	Jeff KENDER	0	0.00%	0	0.00%	0	0.00%	0	0.00%
	Ron LEACH	0	0.00%	0	0.00%	4	5.33%	4	5.33%
	Tom RECKTENWALD	0	0.00%	0	0.00%	2	2.67%	2	2.67%
	Grant T. SHORT	0	0.00%	0	0.00%	0	0.00%	0	0.00%
	Sellus WILDER	0	0.00%	0	0.00%	11	14.67%	11	14.67%
	Jim GRAY	0	0.00%	0	0.00%	57	76.00%	57	76.00%
	Cast Votes:	0	0.00%	0	0.00%	75	87.21%	75	87.21%
	Over Votes:	0	0.00%	0	0.00%	0	0.00%	0	0.00%
	Under Votes:	0	0.00%	0	0.00%	11	12.79%	11	12.79%

Precinct Report — Unofficial

PRESIDENTIAL PREFERENCE AND REGULAR PRIMARY — OFFICIAL BALLOT FOR WARREN COUNTY — May 17, 2016

05/17/2016 08:11 PM

Total Number of Voters : 15,357 of 0 = 0.00%

Precincts Reporting 89 of 89 = 100.00%

Party	Candidate	Absentee		Early		Election		Total	
Precinct A115 (Ballots Cast: 148)									
UNITED STATES SENATOR, Vote For 1									
	Rand PAUL	0	0.00%	0	0.00%	61	92.42%	61	92.42%
	Stephen Howard SLAUGHTER	0	0.00%	0	0.00%	5	7.58%	5	7.58%
	James R. GOULD	0	0.00%	0	0.00%	0	0.00%	0	0.00%
	Cast Votes:	0	0.00%	0	0.00%	66	100.00%	66	100.00%
	Over Votes:	0	0.00%	0	0.00%	0	0.00%	0	0.00%
	Under Votes:	0	0.00%	0	0.00%	0	0.00%	0	0.00%
PRESIDENT of the UNITED STATES, Vote For 1									
	Martin J. O'MALLEY	0	0.00%	0	0.00%	1	1.22%	1	1.22%
	Bernard "Bernie" SANDERS	0	0.00%	0	0.00%	39	47.56%	39	47.56%
	Hillary CLINTON	0	0.00%	0	0.00%	36	43.90%	36	43.90%
	Roque Rocky DE LA FUENTE	0	0.00%	0	0.00%	1	1.22%	1	1.22%
	"UNCOMMITTED"	0	0.00%	0	0.00%	5	6.10%	5	6.10%
	Cast Votes:	0	0.00%	0	0.00%	82	100.00%	82	100.00%
	Over Votes:	0	0.00%	0	0.00%	0	0.00%	0	0.00%
	Under Votes:	0	0.00%	0	0.00%	0	0.00%	0	0.00%
UNITED STATES SENATOR, Vote For 1									
	Rory HOULIHAN	0	0.00%	0	0.00%	3	4.17%	3	4.17%
	Jeff KENDER	0	0.00%	0	0.00%	1	1.39%	1	1.39%
	Ron LEACH	0	0.00%	0	0.00%	2	2.78%	2	2.78%
	Tom RECKTENWALD	0	0.00%	0	0.00%	0	0.00%	0	0.00%
	Grant T. SHORT	0	0.00%	0	0.00%	3	4.17%	3	4.17%
	Sellus WILDER	0	0.00%	0	0.00%	14	19.44%	14	19.44%
	Jim GRAY	0	0.00%	0	0.00%	49	68.06%	49	68.06%
	Cast Votes:	0	0.00%	0	0.00%	72	87.80%	72	87.80%
	Over Votes:	0	0.00%	0	0.00%	0	0.00%	0	0.00%
	Under Votes:	0	0.00%	0	0.00%	10	12.20%	10	12.20%

Precinct Report — Unofficial

PRESIDENTIAL PREFERENCE AND REGULAR PRIMARY — OFFICIAL BALLOT FOR WARREN COUNTY — May 17, 2016

05/17/2016 08:11 PM

Total Number of Voters : 15,357 of 0 = 0.00%

Precincts Reporting 89 of 89 = 100.00%

Party	Candidate	Absentee		Early		Election		Total	
Precinct A116A (Ballots Cast: 0)									
UNITED STATES SENATOR, Vote For 1									
	Rand PAUL	0	0.00%	0	0.00%	0	0.00%	0	0.00%
	Stephen Howard SLAUGHTER	0	0.00%	0	0.00%	0	0.00%	0	0.00%
	James R. GOULD	0	0.00%	0	0.00%	0	0.00%	0	0.00%
	Cast Votes:	0	0.00%	0	0.00%	0	0.00%	0	0.00%
	Over Votes:	0	0.00%	0	0.00%	0	0.00%	0	0.00%
	Under Votes:	0	0.00%	0	0.00%	0	0.00%	0	0.00%
PRESIDENT of the UNITED STATES, Vote For 1									
	Martin J. O'MALLEY	0	0.00%	0	0.00%	0	0.00%	0	0.00%
	Bernard "Bernie" SANDERS	0	0.00%	0	0.00%	0	0.00%	0	0.00%
	Hillary CLINTON	0	0.00%	0	0.00%	0	0.00%	0	0.00%
	Roque Rocky DE LA FUENTE	0	0.00%	0	0.00%	0	0.00%	0	0.00%
	"UNCOMMITTED"	0	0.00%	0	0.00%	0	0.00%	0	0.00%
	Cast Votes:	0	0.00%	0	0.00%	0	0.00%	0	0.00%
	Over Votes:	0	0.00%	0	0.00%	0	0.00%	0	0.00%
	Under Votes:	0	0.00%	0	0.00%	0	0.00%	0	0.00%
UNITED STATES SENATOR, Vote For 1									
	Rory HOULIHAN	0	0.00%	0	0.00%	0	0.00%	0	0.00%
	Jeff KENDER	0	0.00%	0	0.00%	0	0.00%	0	0.00%
	Ron LEACH	0	0.00%	0	0.00%	0	0.00%	0	0.00%
	Tom RECKTENWALD	0	0.00%	0	0.00%	0	0.00%	0	0.00%
	Grant T. SHORT	0	0.00%	0	0.00%	0	0.00%	0	0.00%
	Sellus WILDER	0	0.00%	0	0.00%	0	0.00%	0	0.00%
	Jim GRAY	0	0.00%	0	0.00%	0	0.00%	0	0.00%
	Cast Votes:	0	0.00%	0	0.00%	0	0.00%	0	0.00%
	Over Votes:	0	0.00%	0	0.00%	0	0.00%	0	0.00%
	Under Votes:	0	0.00%	0	0.00%	0	0.00%	0	0.00%

Precinct Report — Unofficial

PRESIDENTIAL PREFERENCE AND REGULAR PRIMARY — OFFICIAL BALLOT FOR WARREN COUNTY — May 17, 2016

05/17/2016 08:11 PM

Total Number of Voters : 15,357 of 0 = 0.00%

Precincts Reporting 89 of 89 = 100.00%

Party	Candidate	Absentee		Early		Election		Total	
Precinct A117A (Ballots Cast: 3)									
UNITED STATES SENATOR, Vote For 1									
	Rand PAUL	0	0.00%	0	0.00%	2	100.00%	2	100.00%
	Stephen Howard SLAUGHTER	0	0.00%	0	0.00%	0	0.00%	0	0.00%
	James R. GOULD	0	0.00%	0	0.00%	0	0.00%	0	0.00%
	Cast Votes:	0	0.00%	0	0.00%	2	100.00%	2	100.00%
	Over Votes:	0	0.00%	0	0.00%	0	0.00%	0	0.00%
	Under Votes:	0	0.00%	0	0.00%	0	0.00%	0	0.00%
PRESIDENT of the UNITED STATES, Vote For 1									
	Martin J. O'MALLEY	0	0.00%	0	0.00%	0	0.00%	0	0.00%
	Bernard "Bernie" SANDERS	0	0.00%	0	0.00%	0	0.00%	0	0.00%
	Hillary CLINTON	0	0.00%	0	0.00%	1	100.00%	1	100.00%
	Roque Rocky DE LA FUENTE	0	0.00%	0	0.00%	0	0.00%	0	0.00%
	"UNCOMMITTED"	0	0.00%	0	0.00%	0	0.00%	0	0.00%
	Cast Votes:	0	0.00%	0	0.00%	1	100.00%	1	100.00%
	Over Votes:	0	0.00%	0	0.00%	0	0.00%	0	0.00%
	Under Votes:	0	0.00%	0	0.00%	0	0.00%	0	0.00%
UNITED STATES SENATOR, Vote For 1									
	Rory HOULIHAN	0	0.00%	0	0.00%	0	0.00%	0	0.00%
	Jeff KENDER	0	0.00%	0	0.00%	0	0.00%	0	0.00%
	Ron LEACH	0	0.00%	0	0.00%	0	0.00%	0	0.00%
	Tom RECKTENWALD	0	0.00%	0	0.00%	0	0.00%	0	0.00%
	Grant T. SHORT	0	0.00%	0	0.00%	0	0.00%	0	0.00%
	Sellus WILDER	0	0.00%	0	0.00%	0	0.00%	0	0.00%
	Jim GRAY	0	0.00%	0	0.00%	1	100.00%	1	100.00%
	Cast Votes:	0	0.00%	0	0.00%	1	100.00%	1	100.00%
	Over Votes:	0	0.00%	0	0.00%	0	0.00%	0	0.00%
	Under Votes:	0	0.00%	0	0.00%	0	0.00%	0	0.00%

Precinct Report — Unofficial

PRESIDENTIAL PREFERENCE AND REGULAR PRIMARY — OFFICIAL BALLOT FOR WARREN COUNTY — May 17, 2016

05/17/2016 08:11 PM

Total Number of Voters : 15,357 of 0 = 0.00%

Precincts Reporting 89 of 89 = 100.00%

Party	Candidate	Absentee		Early		Election		Total	
Precinct A118A (Ballots Cast: 0)									
UNITED STATES SENATOR, Vote For 1									
	Rand PAUL	0	0.00%	0	0.00%	0	0.00%	0	0.00%
	Stephen Howard SLAUGHTER	0	0.00%	0	0.00%	0	0.00%	0	0.00%
	James R. GOULD	0	0.00%	0	0.00%	0	0.00%	0	0.00%
	Cast Votes:	0	0.00%	0	0.00%	0	0.00%	0	0.00%
	Over Votes:	0	0.00%	0	0.00%	0	0.00%	0	0.00%
	Under Votes:	0	0.00%	0	0.00%	0	0.00%	0	0.00%
PRESIDENT of the UNITED STATES, Vote For 1									
	Martin J. O'MALLEY	0	0.00%	0	0.00%	0	0.00%	0	0.00%
	Bernard "Bernie" SANDERS	0	0.00%	0	0.00%	0	0.00%	0	0.00%
	Hillary CLINTON	0	0.00%	0	0.00%	0	0.00%	0	0.00%
	Roque Rocky DE LA FUENTE	0	0.00%	0	0.00%	0	0.00%	0	0.00%
	"UNCOMMITTED"	0	0.00%	0	0.00%	0	0.00%	0	0.00%
	Cast Votes:	0	0.00%	0	0.00%	0	0.00%	0	0.00%
	Over Votes:	0	0.00%	0	0.00%	0	0.00%	0	0.00%
	Under Votes:	0	0.00%	0	0.00%	0	0.00%	0	0.00%
UNITED STATES SENATOR, Vote For 1									
	Rory HOULIHAN	0	0.00%	0	0.00%	0	0.00%	0	0.00%
	Jeff KENDER	0	0.00%	0	0.00%	0	0.00%	0	0.00%
	Ron LEACH	0	0.00%	0	0.00%	0	0.00%	0	0.00%
	Tom RECKTENWALD	0	0.00%	0	0.00%	0	0.00%	0	0.00%
	Grant T. SHORT	0	0.00%	0	0.00%	0	0.00%	0	0.00%
	Sellus WILDER	0	0.00%	0	0.00%	0	0.00%	0	0.00%
	Jim GRAY	0	0.00%	0	0.00%	0	0.00%	0	0.00%
	Cast Votes:	0	0.00%	0	0.00%	0	0.00%	0	0.00%
	Over Votes:	0	0.00%	0	0.00%	0	0.00%	0	0.00%
	Under Votes:	0	0.00%	0	0.00%	0	0.00%	0	0.00%

Precinct Report — Unofficial

PRESIDENTIAL PREFERENCE AND REGULAR PRIMARY — OFFICIAL BALLOT FOR WARREN COUNTY — May 17, 2016

05/17/2016 08:11 PM

Total Number of Voters : 15,357 of 0 = 0.00%

Precincts Reporting 89 of 89 = 100.00%

Party	Candidate	Absentee		Early		Election		Total	
Precinct B101A (Ballots Cast: 184)									
UNITED STATES SENATOR, Vote For 1									
	Rand PAUL	0	0.00%	0	0.00%	14	77.78%	14	77.78%
	Stephen Howard SLAUGHTER	0	0.00%	0	0.00%	3	16.67%	3	16.67%
	James R. GOULD	0	0.00%	0	0.00%	1	5.56%	1	5.56%
	Cast Votes:	0	0.00%	0	0.00%	18	100.00%	18	100.00%
	Over Votes:	0	0.00%	0	0.00%	0	0.00%	0	0.00%
	Under Votes:	0	0.00%	0	0.00%	0	0.00%	0	0.00%
PRESIDENT of the UNITED STATES, Vote For 1									
	Martin J. O'MALLEY	0	0.00%	0	0.00%	0	0.00%	0	0.00%
	Bernard "Bernie" SANDERS	0	0.00%	0	0.00%	111	66.87%	111	66.87%
	Hillary CLINTON	0	0.00%	0	0.00%	53	31.93%	53	31.93%
	Roque Rocky DE LA FUENTE	0	0.00%	0	0.00%	0	0.00%	0	0.00%
	"UNCOMMITTED"	0	0.00%	0	0.00%	2	1.20%	2	1.20%
	Cast Votes:	0	0.00%	0	0.00%	166	100.00%	166	100.00%
	Over Votes:	0	0.00%	0	0.00%	0	0.00%	0	0.00%
	Under Votes:	0	0.00%	0	0.00%	0	0.00%	0	0.00%
UNITED STATES SENATOR, Vote For 1									
	Rory HOULIHAN	0	0.00%	0	0.00%	8	5.33%	8	5.33%
	Jeff KENDER	0	0.00%	0	0.00%	8	5.33%	8	5.33%
	Ron LEACH	0	0.00%	0	0.00%	19	12.67%	19	12.67%
	Tom RECKTENWALD	0	0.00%	0	0.00%	3	2.00%	3	2.00%
	Grant T. SHORT	0	0.00%	0	0.00%	4	2.67%	4	2.67%
	Sellus WILDER	0	0.00%	0	0.00%	60	40.00%	60	40.00%
	Jim GRAY	0	0.00%	0	0.00%	48	32.00%	48	32.00%
	Cast Votes:	0	0.00%	0	0.00%	150	90.36%	150	90.36%
	Over Votes:	0	0.00%	0	0.00%	0	0.00%	0	0.00%
	Under Votes:	0	0.00%	0	0.00%	16	9.64%	16	9.64%

Precinct Report — Unofficial

PRESIDENTIAL PREFERENCE AND REGULAR PRIMARY — OFFICIAL BALLOT FOR WARREN COUNTY — May 17, 2016

05/17/2016 08:11 PM

Total Number of Voters : 15,357 of 0 = 0.00%

Precincts Reporting 89 of 89 = 100.00%

Party	Candidate	Absentee		Early		Election		Total	
Precinct B102A (Ballots Cast: 60)									
UNITED STATES SENATOR, Vote For 1									
	Rand PAUL	0	0.00%	0	0.00%	3	60.00%	3	60.00%
	Stephen Howard SLAUGHTER	0	0.00%	0	0.00%	0	0.00%	0	0.00%
	James R. GOULD	0	0.00%	0	0.00%	2	40.00%	2	40.00%
	Cast Votes:	0	0.00%	0	0.00%	5	100.00%	5	100.00%
	Over Votes:	0	0.00%	0	0.00%	0	0.00%	0	0.00%
	Under Votes:	0	0.00%	0	0.00%	0	0.00%	0	0.00%
PRESIDENT of the UNITED STATES, Vote For 1									
	Martin J. O'MALLEY	0	0.00%	0	0.00%	0	0.00%	0	0.00%
	Bernard "Bernie" SANDERS	0	0.00%	0	0.00%	26	47.27%	26	47.27%
	Hillary CLINTON	0	0.00%	0	0.00%	28	50.91%	28	50.91%
	Roque Rocky DE LA FUENTE	0	0.00%	0	0.00%	0	0.00%	0	0.00%
	"UNCOMMITTED"	0	0.00%	0	0.00%	1	1.82%	1	1.82%
	Cast Votes:	0	0.00%	0	0.00%	55	100.00%	55	100.00%
	Over Votes:	0	0.00%	0	0.00%	0	0.00%	0	0.00%
	Under Votes:	0	0.00%	0	0.00%	0	0.00%	0	0.00%
UNITED STATES SENATOR, Vote For 1									
	Rory HOULIHAN	0	0.00%	0	0.00%	3	6.00%	3	6.00%
	Jeff KENDER	0	0.00%	0	0.00%	4	8.00%	4	8.00%
	Ron LEACH	0	0.00%	0	0.00%	8	16.00%	8	16.00%
	Tom RECKTENWALD	0	0.00%	0	0.00%	2	4.00%	2	4.00%
	Grant T. SHORT	0	0.00%	0	0.00%	3	6.00%	3	6.00%
	Sellus WILDER	0	0.00%	0	0.00%	12	24.00%	12	24.00%
	Jim GRAY	0	0.00%	0	0.00%	18	36.00%	18	36.00%
	Cast Votes:	0	0.00%	0	0.00%	50	90.91%	50	90.91%
	Over Votes:	0	0.00%	0	0.00%	0	0.00%	0	0.00%
	Under Votes:	0	0.00%	0	0.00%	5	9.09%	5	9.09%

Total Number of Voters : 15,357 of 0 = 0.00%

Precincts Reporting 89 of 89 = 100.00%

Party	Candidate	Absentee		Early		Election		Total	
Precinct B103A (Ballots Cast: 77)									
UNITED STATES SENATOR, Vote For 1									
	Rand PAUL	0	0.00%	0	0.00%	7	87.50%	7	87.50%
	Stephen Howard SLAUGHTER	0	0.00%	0	0.00%	0	0.00%	0	0.00%
	James R. GOULD	0	0.00%	0	0.00%	1	12.50%	1	12.50%
	Cast Votes:	0	0.00%	0	0.00%	8	100.00%	8	100.00%
	Over Votes:	0	0.00%	0	0.00%	0	0.00%	0	0.00%
	Under Votes:	0	0.00%	0	0.00%	0	0.00%	0	0.00%
PRESIDENT of the UNITED STATES, Vote For 1									
	Martin J. O'MALLEY	0	0.00%	0	0.00%	0	0.00%	0	0.00%
	Bernard "Bernie" SANDERS	0	0.00%	0	0.00%	42	60.87%	42	60.87%
	Hillary CLINTON	0	0.00%	0	0.00%	25	36.23%	25	36.23%
	Roque Rocky DE LA FUENTE	0	0.00%	0	0.00%	0	0.00%	0	0.00%
	"UNCOMMITTED"	0	0.00%	0	0.00%	2	2.90%	2	2.90%
	Cast Votes:	0	0.00%	0	0.00%	69	100.00%	69	100.00%
	Over Votes:	0	0.00%	0	0.00%	0	0.00%	0	0.00%
	Under Votes:	0	0.00%	0	0.00%	0	0.00%	0	0.00%
UNITED STATES SENATOR, Vote For 1									
	Rory HOULIHAN	0	0.00%	0	0.00%	3	5.26%	3	5.26%
	Jeff KENDER	0	0.00%	0	0.00%	6	10.53%	6	10.53%
	Ron LEACH	0	0.00%	0	0.00%	6	10.53%	6	10.53%
	Tom RECKTENWALD	0	0.00%	0	0.00%	2	3.51%	2	3.51%
	Grant T. SHORT	0	0.00%	0	0.00%	4	7.02%	4	7.02%
	Sellus WILDER	0	0.00%	0	0.00%	16	28.07%	16	28.07%
	Jim GRAY	0	0.00%	0	0.00%	20	35.09%	20	35.09%
	Cast Votes:	0	0.00%	0	0.00%	57	82.61%	57	82.61%
	Over Votes:	0	0.00%	0	0.00%	0	0.00%	0	0.00%
	Under Votes:	0	0.00%	0	0.00%	12	17.39%	12	17.39%

Total Number of Voters : 15,357 of 0 = 0.00%

Precincts Reporting 89 of 89 = 100.00%

Party	Candidate	Absentee		Early		Election		Total	
Precinct B104A (Ballots Cast: 121)									
UNITED STATES SENATOR, Vote For 1									
	Rand PAUL	0	0.00%	0	0.00%	3	100.00%	3	100.00%
	Stephen Howard SLAUGHTER	0	0.00%	0	0.00%	0	0.00%	0	0.00%
	James R. GOULD	0	0.00%	0	0.00%	0	0.00%	0	0.00%
	Cast Votes:	0	0.00%	0	0.00%	3	100.00%	3	100.00%
	Over Votes:	0	0.00%	0	0.00%	0	0.00%	0	0.00%
	Under Votes:	0	0.00%	0	0.00%	0	0.00%	0	0.00%
PRESIDENT of the UNITED STATES, Vote For 1									
	Martin J. O'MALLEY	0	0.00%	0	0.00%	1	0.85%	1	0.85%
	Bernard "Bernie" SANDERS	0	0.00%	0	0.00%	32	27.35%	32	27.35%
	Hillary CLINTON	0	0.00%	0	0.00%	82	70.09%	82	70.09%
	Roque Rocky DE LA FUENTE	0	0.00%	0	0.00%	0	0.00%	0	0.00%
	"UNCOMMITTED"	0	0.00%	0	0.00%	2	1.71%	2	1.71%
	Cast Votes:	0	0.00%	0	0.00%	117	99.15%	117	99.15%
	Over Votes:	0	0.00%	0	0.00%	0	0.00%	0	0.00%
	Under Votes:	0	0.00%	0	0.00%	1	0.85%	1	0.85%
UNITED STATES SENATOR, Vote For 1									
	Rory HOULIHAN	0	0.00%	0	0.00%	9	8.91%	9	8.91%
	Jeff KENDER	0	0.00%	0	0.00%	5	4.95%	5	4.95%
	Ron LEACH	0	0.00%	0	0.00%	16	15.84%	16	15.84%
	Tom RECKTENWALD	0	0.00%	0	0.00%	4	3.96%	4	3.96%
	Grant T. SHORT	0	0.00%	0	0.00%	9	8.91%	9	8.91%
	Sellus WILDER	0	0.00%	0	0.00%	20	19.80%	20	19.80%
	Jim GRAY	0	0.00%	0	0.00%	38	37.62%	38	37.62%
	Cast Votes:	0	0.00%	0	0.00%	101	85.59%	101	85.59%
	Over Votes:	0	0.00%	0	0.00%	0	0.00%	0	0.00%
	Under Votes:	0	0.00%	0	0.00%	17	14.41%	17	14.41%

Precinct Report — Unofficial

PRESIDENTIAL PREFERENCE AND REGULAR PRIMARY — OFFICIAL BALLOT FOR WARREN COUNTY — May 17, 2016

05/17/2016 08:11 PM

Total Number of Voters : 15,357 of 0 = 0.00%

Precincts Reporting 89 of 89 = 100.00%

Party	Candidate	Absentee		Early		Election		Total	
Precinct B105A (Ballots Cast: 125)									
UNITED STATES SENATOR, Vote For 1									
	Rand PAUL	0	0.00%	0	0.00%	4	57.14%	4	57.14%
	Stephen Howard SLAUGHTER	0	0.00%	0	0.00%	1	14.29%	1	14.29%
	James R. GOULD	0	0.00%	0	0.00%	2	28.57%	2	28.57%
	Cast Votes:	0	0.00%	0	0.00%	7	100.00%	7	100.00%
	Over Votes:	0	0.00%	0	0.00%	0	0.00%	0	0.00%
	Under Votes:	0	0.00%	0	0.00%	0	0.00%	0	0.00%
PRESIDENT of the UNITED STATES, Vote For 1									
	Martin J. O'MALLEY	0	0.00%	0	0.00%	1	0.85%	1	0.85%
	Bernard "Bernie" SANDERS	0	0.00%	0	0.00%	31	26.27%	31	26.27%
	Hillary CLINTON	0	0.00%	0	0.00%	85	72.03%	85	72.03%
	Roque Rocky DE LA FUENTE	0	0.00%	0	0.00%	0	0.00%	0	0.00%
	"UNCOMMITTED"	0	0.00%	0	0.00%	1	0.85%	1	0.85%
	Cast Votes:	0	0.00%	0	0.00%	118	100.00%	118	100.00%
	Over Votes:	0	0.00%	0	0.00%	0	0.00%	0	0.00%
	Under Votes:	0	0.00%	0	0.00%	0	0.00%	0	0.00%
UNITED STATES SENATOR, Vote For 1									
	Rory HOULIHAN	0	0.00%	0	0.00%	4	4.04%	4	4.04%
	Jeff KENDER	0	0.00%	0	0.00%	4	4.04%	4	4.04%
	Ron LEACH	0	0.00%	0	0.00%	18	18.18%	18	18.18%
	Tom RECKTENWALD	0	0.00%	0	0.00%	2	2.02%	2	2.02%
	Grant T. SHORT	0	0.00%	0	0.00%	5	5.05%	5	5.05%
	Sellus WILDER	0	0.00%	0	0.00%	17	17.17%	17	17.17%
	Jim GRAY	0	0.00%	0	0.00%	49	49.49%	49	49.49%
	Cast Votes:	0	0.00%	0	0.00%	99	83.90%	99	83.90%
	Over Votes:	0	0.00%	0	0.00%	0	0.00%	0	0.00%
	Under Votes:	0	0.00%	0	0.00%	19	16.10%	19	16.10%

Precinct Report — Unofficial

PRESIDENTIAL PREFERENCE AND REGULAR PRIMARY — OFFICIAL BALLOT FOR WARREN COUNTY — May 17, 2016

05/17/2016 08:11 PM

Total Number of Voters : 15,357 of 0 = 0.00%

Precincts Reporting 89 of 89 = 100.00%

Party	Candidate	Absentee		Early		Election		Total	
Precinct B106A (Ballots Cast: 135)									
UNITED STATES SENATOR, Vote For 1									
	Rand PAUL	0	0.00%	0	0.00%	12	66.67%	12	66.67%
	Stephen Howard SLAUGHTER	0	0.00%	0	0.00%	5	27.78%	5	27.78%
	James R. GOULD	0	0.00%	0	0.00%	1	5.56%	1	5.56%
	Cast Votes:	0	0.00%	0	0.00%	18	100.00%	18	100.00%
	Over Votes:	0	0.00%	0	0.00%	0	0.00%	0	0.00%
	Under Votes:	0	0.00%	0	0.00%	0	0.00%	0	0.00%
PRESIDENT of the UNITED STATES, Vote For 1									
	Martin J. O'MALLEY	0	0.00%	0	0.00%	0	0.00%	0	0.00%
	Bernard "Bernie" SANDERS	0	0.00%	0	0.00%	49	41.88%	49	41.88%
	Hillary CLINTON	0	0.00%	0	0.00%	67	57.26%	67	57.26%
	Roque Rocky DE LA FUENTE	0	0.00%	0	0.00%	0	0.00%	0	0.00%
	"UNCOMMITTED"	0	0.00%	0	0.00%	1	0.85%	1	0.85%
	Cast Votes:	0	0.00%	0	0.00%	117	100.00%	117	100.00%
	Over Votes:	0	0.00%	0	0.00%	0	0.00%	0	0.00%
	Under Votes:	0	0.00%	0	0.00%	0	0.00%	0	0.00%
UNITED STATES SENATOR, Vote For 1									
	Rory HOULIHAN	0	0.00%	0	0.00%	5	5.10%	5	5.10%
	Jeff KENDER	0	0.00%	0	0.00%	4	4.08%	4	4.08%
	Ron LEACH	0	0.00%	0	0.00%	17	17.35%	17	17.35%
	Tom RECKTENWALD	0	0.00%	0	0.00%	3	3.06%	3	3.06%
	Grant T. SHORT	0	0.00%	0	0.00%	5	5.10%	5	5.10%
	Sellus WILDER	0	0.00%	0	0.00%	14	14.29%	14	14.29%
	Jim GRAY	0	0.00%	0	0.00%	50	51.02%	50	51.02%
	Cast Votes:	0	0.00%	0	0.00%	98	83.76%	98	83.76%
	Over Votes:	0	0.00%	0	0.00%	0	0.00%	0	0.00%
	Under Votes:	0	0.00%	0	0.00%	19	16.24%	19	16.24%

Total Number of Voters : 15,357 of 0 = 0.00%

Precincts Reporting 89 of 89 = 100.00%

Party	Candidate	Absentee		Early		Election		Total	
Precinct B107A (Ballots Cast: 130)									
UNITED STATES SENATOR, Vote For 1									
	Rand PAUL	0	0.00%	0	0.00%	22	81.48%	22	81.48%
	Stephen Howard SLAUGHTER	0	0.00%	0	0.00%	3	11.11%	3	11.11%
	James R. GOULD	0	0.00%	0	0.00%	2	7.41%	2	7.41%
	Cast Votes:	0	0.00%	0	0.00%	27	100.00%	27	100.00%
	Over Votes:	0	0.00%	0	0.00%	0	0.00%	0	0.00%
	Under Votes:	0	0.00%	0	0.00%	0	0.00%	0	0.00%
PRESIDENT of the UNITED STATES, Vote For 1									
	Martin J. O'MALLEY	0	0.00%	0	0.00%	0	0.00%	0	0.00%
	Bernard "Bernie" SANDERS	0	0.00%	0	0.00%	54	53.47%	54	53.47%
	Hillary CLINTON	0	0.00%	0	0.00%	46	45.54%	46	45.54%
	Roque Rocky DE LA FUENTE	0	0.00%	0	0.00%	0	0.00%	0	0.00%
	"UNCOMMITTED"	0	0.00%	0	0.00%	1	0.99%	1	0.99%
	Cast Votes:	0	0.00%	0	0.00%	101	98.06%	101	98.06%
	Over Votes:	0	0.00%	0	0.00%	0	0.00%	0	0.00%
	Under Votes:	0	0.00%	0	0.00%	2	1.94%	2	1.94%
UNITED STATES SENATOR, Vote For 1									
	Rory HOULIHAN	0	0.00%	0	0.00%	9	9.38%	9	9.38%
	Jeff KENDER	0	0.00%	0	0.00%	2	2.08%	2	2.08%
	Ron LEACH	0	0.00%	0	0.00%	10	10.42%	10	10.42%
	Tom RECKTENWALD	0	0.00%	0	0.00%	3	3.13%	3	3.13%
	Grant T. SHORT	0	0.00%	0	0.00%	4	4.17%	4	4.17%
	Sellus WILDER	0	0.00%	0	0.00%	32	33.33%	32	33.33%
	Jim GRAY	0	0.00%	0	0.00%	36	37.50%	36	37.50%
	Cast Votes:	0	0.00%	0	0.00%	96	93.20%	96	93.20%
	Over Votes:	0	0.00%	0	0.00%	0	0.00%	0	0.00%
	Under Votes:	0	0.00%	0	0.00%	7	6.80%	7	6.80%

Precinct Report — Unofficial

PRESIDENTIAL PREFERENCE AND REGULAR PRIMARY — OFFICIAL BALLOT FOR WARREN COUNTY — May 17, 2016

05/17/2016 08:11 PM

Total Number of Voters : 15,357 of 0 = 0.00%

Precincts Reporting 89 of 89 = 100.00%

Party	Candidate	Absentee		Early		Election		Total	
Precinct B108A (Ballots Cast: 74)									
UNITED STATES SENATOR, Vote For 1									
	Rand PAUL	0	0.00%	0	0.00%	6	85.71%	6	85.71%
	Stephen Howard SLAUGHTER	0	0.00%	0	0.00%	1	14.29%	1	14.29%
	James R. GOULD	0	0.00%	0	0.00%	0	0.00%	0	0.00%
	Cast Votes:	0	0.00%	0	0.00%	7	100.00%	7	100.00%
	Over Votes:	0	0.00%	0	0.00%	0	0.00%	0	0.00%
	Under Votes:	0	0.00%	0	0.00%	0	0.00%	0	0.00%
PRESIDENT of the UNITED STATES, Vote For 1									
	Martin J. O'MALLEY	0	0.00%	0	0.00%	1	1.49%	1	1.49%
	Bernard "Bernie" SANDERS	0	0.00%	0	0.00%	34	50.75%	34	50.75%
	Hillary CLINTON	0	0.00%	0	0.00%	32	47.76%	32	47.76%
	Roque Rocky DE LA FUENTE	0	0.00%	0	0.00%	0	0.00%	0	0.00%
	"UNCOMMITTED"	0	0.00%	0	0.00%	0	0.00%	0	0.00%
	Cast Votes:	0	0.00%	0	0.00%	67	100.00%	67	100.00%
	Over Votes:	0	0.00%	0	0.00%	0	0.00%	0	0.00%
	Under Votes:	0	0.00%	0	0.00%	0	0.00%	0	0.00%
UNITED STATES SENATOR, Vote For 1									
	Rory HOULIHAN	0	0.00%	0	0.00%	0	0.00%	0	0.00%
	Jeff KENDER	0	0.00%	0	0.00%	5	8.33%	5	8.33%
	Ron LEACH	0	0.00%	0	0.00%	11	18.33%	11	18.33%
	Tom RECKTENWALD	0	0.00%	0	0.00%	0	0.00%	0	0.00%
	Grant T. SHORT	0	0.00%	0	0.00%	5	8.33%	5	8.33%
	Sellus WILDER	0	0.00%	0	0.00%	14	23.33%	14	23.33%
	Jim GRAY	0	0.00%	0	0.00%	25	41.67%	25	41.67%
	Cast Votes:	0	0.00%	0	0.00%	60	89.55%	60	89.55%
	Over Votes:	0	0.00%	0	0.00%	0	0.00%	0	0.00%
	Under Votes:	0	0.00%	0	0.00%	7	10.45%	7	10.45%

Precinct Report — Unofficial

PRESIDENTIAL PREFERENCE AND REGULAR PRIMARY — OFFICIAL BALLOT FOR WARREN COUNTY — May 17, 2016

05/17/2016 08:11 PM

Total Number of Voters : 15,357 of 0 = 0.00%

Precincts Reporting 89 of 89 = 100.00%

Party	Candidate	Absentee		Early		Election		Total	
Precinct B109A (Ballots Cast: 173)									
UNITED STATES SENATOR, Vote For 1									
	Rand PAUL	0	0.00%	0	0.00%	28	87.50%	28	87.50%
	Stephen Howard SLAUGHTER	0	0.00%	0	0.00%	2	6.25%	2	6.25%
	James R. GOULD	0	0.00%	0	0.00%	2	6.25%	2	6.25%
	Cast Votes:	0	0.00%	0	0.00%	32	94.12%	32	94.12%
	Over Votes:	0	0.00%	0	0.00%	0	0.00%	0	0.00%
	Under Votes:	0	0.00%	0	0.00%	2	5.88%	2	5.88%
PRESIDENT of the UNITED STATES, Vote For 1									
	Martin J. O'MALLEY	0	0.00%	0	0.00%	0	0.00%	0	0.00%
	Bernard "Bernie" SANDERS	0	0.00%	0	0.00%	80	57.55%	80	57.55%
	Hillary CLINTON	0	0.00%	0	0.00%	55	39.57%	55	39.57%
	Roque Rocky DE LA FUENTE	0	0.00%	0	0.00%	0	0.00%	0	0.00%
	"UNCOMMITTED"	0	0.00%	0	0.00%	4	2.88%	4	2.88%
	Cast Votes:	0	0.00%	0	0.00%	139	100.00%	139	100.00%
	Over Votes:	0	0.00%	0	0.00%	0	0.00%	0	0.00%
	Under Votes:	0	0.00%	0	0.00%	0	0.00%	0	0.00%
UNITED STATES SENATOR, Vote For 1									
	Rory HOULIHAN	0	0.00%	0	0.00%	5	3.97%	5	3.97%
	Jeff KENDER	0	0.00%	0	0.00%	7	5.56%	7	5.56%
	Ron LEACH	0	0.00%	0	0.00%	15	11.90%	15	11.90%
	Tom RECKTENWALD	0	0.00%	0	0.00%	1	0.79%	1	0.79%
	Grant T. SHORT	0	0.00%	0	0.00%	10	7.94%	10	7.94%
	Sellus WILDER	0	0.00%	0	0.00%	51	40.48%	51	40.48%
	Jim GRAY	0	0.00%	0	0.00%	37	29.37%	37	29.37%
	Cast Votes:	0	0.00%	0	0.00%	126	90.65%	126	90.65%
	Over Votes:	0	0.00%	0	0.00%	0	0.00%	0	0.00%
	Under Votes:	0	0.00%	0	0.00%	13	9.35%	13	9.35%

Total Number of Voters : 15,357 of 0 = 0.00%

Precincts Reporting 89 of 89 = 100.00%

Party	Candidate	Absentee		Early		Election		Total	
Precinct B110A (Ballots Cast: 287)									
UNITED STATES SENATOR, Vote For 1									
	Rand PAUL	0	0.00%	0	0.00%	22	81.48%	22	81.48%
	Stephen Howard SLAUGHTER	0	0.00%	0	0.00%	5	18.52%	5	18.52%
	James R. GOULD	0	0.00%	0	0.00%	0	0.00%	0	0.00%
	Cast Votes:	0	0.00%	0	0.00%	27	100.00%	27	100.00%
	Over Votes:	0	0.00%	0	0.00%	0	0.00%	0	0.00%
	Under Votes:	0	0.00%	0	0.00%	0	0.00%	0	0.00%
PRESIDENT of the UNITED STATES, Vote For 1									
	Martin J. O'MALLEY	0	0.00%	0	0.00%	0	0.00%	0	0.00%
	Bernard "Bernie" SANDERS	0	0.00%	0	0.00%	182	70.27%	182	70.27%
	Hillary CLINTON	0	0.00%	0	0.00%	75	28.96%	75	28.96%
	Roque Rocky DE LA FUENTE	0	0.00%	0	0.00%	0	0.00%	0	0.00%
	"UNCOMMITTED"	0	0.00%	0	0.00%	2	0.77%	2	0.77%
	Cast Votes:	0	0.00%	0	0.00%	259	99.62%	259	99.62%
	Over Votes:	0	0.00%	0	0.00%	0	0.00%	0	0.00%
	Under Votes:	0	0.00%	0	0.00%	1	0.38%	1	0.38%
UNITED STATES SENATOR, Vote For 1									
	Rory HOULIHAN	0	0.00%	0	0.00%	8	3.29%	8	3.29%
	Jeff KENDER	0	0.00%	0	0.00%	5	2.06%	5	2.06%
	Ron LEACH	0	0.00%	0	0.00%	15	6.17%	15	6.17%
	Tom RECKTENWALD	0	0.00%	0	0.00%	5	2.06%	5	2.06%
	Grant T. SHORT	0	0.00%	0	0.00%	6	2.47%	6	2.47%
	Sellus WILDER	0	0.00%	0	0.00%	137	56.38%	137	56.38%
	Jim GRAY	0	0.00%	0	0.00%	67	27.57%	67	27.57%
	Cast Votes:	0	0.00%	0	0.00%	243	93.46%	243	93.46%
	Over Votes:	0	0.00%	0	0.00%	0	0.00%	0	0.00%
	Under Votes:	0	0.00%	0	0.00%	17	6.54%	17	6.54%

Precinct Report — Unofficial

PRESIDENTIAL PREFERENCE AND REGULAR PRIMARY — OFFICIAL BALLOT FOR WARREN COUNTY — May 17, 2016

05/17/2016 08:11 PM

Total Number of Voters : 15,357 of 0 = 0.00%

Precincts Reporting 89 of 89 = 100.00%

Party	Candidate	Absentee		Early		Election		Total	
Precinct B111A (Ballots Cast: 91)									
UNITED STATES SENATOR, Vote For 1									
	Rand PAUL	0	0.00%	0	0.00%	9	81.82%	9	81.82%
	Stephen Howard SLAUGHTER	0	0.00%	0	0.00%	1	9.09%	1	9.09%
	James R. GOULD	0	0.00%	0	0.00%	1	9.09%	1	9.09%
	Cast Votes:	0	0.00%	0	0.00%	11	100.00%	11	100.00%
	Over Votes:	0	0.00%	0	0.00%	0	0.00%	0	0.00%
	Under Votes:	0	0.00%	0	0.00%	0	0.00%	0	0.00%
PRESIDENT of the UNITED STATES, Vote For 1									
	Martin J. O'MALLEY	0	0.00%	0	0.00%	1	1.25%	1	1.25%
	Bernard "Bernie" SANDERS	0	0.00%	0	0.00%	44	55.00%	44	55.00%
	Hillary CLINTON	0	0.00%	0	0.00%	34	42.50%	34	42.50%
	Roque Rocky DE LA FUENTE	0	0.00%	0	0.00%	0	0.00%	0	0.00%
	"UNCOMMITTED"	0	0.00%	0	0.00%	1	1.25%	1	1.25%
	Cast Votes:	0	0.00%	0	0.00%	80	100.00%	80	100.00%
	Over Votes:	0	0.00%	0	0.00%	0	0.00%	0	0.00%
	Under Votes:	0	0.00%	0	0.00%	0	0.00%	0	0.00%
UNITED STATES SENATOR, Vote For 1									
	Rory HOULIHAN	0	0.00%	0	0.00%	5	6.94%	5	6.94%
	Jeff KENDER	0	0.00%	0	0.00%	3	4.17%	3	4.17%
	Ron LEACH	0	0.00%	0	0.00%	12	16.67%	12	16.67%
	Tom RECKTENWALD	0	0.00%	0	0.00%	5	6.94%	5	6.94%
	Grant T. SHORT	0	0.00%	0	0.00%	3	4.17%	3	4.17%
	Sellus WILDER	0	0.00%	0	0.00%	24	33.33%	24	33.33%
	Jim GRAY	0	0.00%	0	0.00%	20	27.78%	20	27.78%
	Cast Votes:	0	0.00%	0	0.00%	72	90.00%	72	90.00%
	Over Votes:	0	0.00%	0	0.00%	0	0.00%	0	0.00%
	Under Votes:	0	0.00%	0	0.00%	8	10.00%	8	10.00%

Total Number of Voters : 15,357 of 0 = 0.00%

Precincts Reporting 89 of 89 = 100.00%

Party	Candidate	Absentee		Early		Election		Total	
Precinct B112A (Ballots Cast: 9)									
UNITED STATES SENATOR, Vote For 1									
	Rand PAUL	0	0.00%	0	0.00%	0	0.00%	0	0.00%
	Stephen Howard SLAUGHTER	0	0.00%	0	0.00%	0	0.00%	0	0.00%
	James R. GOULD	0	0.00%	0	0.00%	0	0.00%	0	0.00%
	Cast Votes:	0	0.00%	0	0.00%	0	0.00%	0	0.00%
	Over Votes:	0	0.00%	0	0.00%	0	0.00%	0	0.00%
	Under Votes:	0	0.00%	0	0.00%	0	0.00%	0	0.00%
PRESIDENT of the UNITED STATES, Vote For 1									
	Martin J. O'MALLEY	0	0.00%	0	0.00%	0	0.00%	0	0.00%
	Bernard "Bernie" SANDERS	0	0.00%	0	0.00%	7	77.78%	7	77.78%
	Hillary CLINTON	0	0.00%	0	0.00%	2	22.22%	2	22.22%
	Roque Rocky DE LA FUENTE	0	0.00%	0	0.00%	0	0.00%	0	0.00%
	"UNCOMMITTED"	0	0.00%	0	0.00%	0	0.00%	0	0.00%
	Cast Votes:	0	0.00%	0	0.00%	9	100.00%	9	100.00%
	Over Votes:	0	0.00%	0	0.00%	0	0.00%	0	0.00%
	Under Votes:	0	0.00%	0	0.00%	0	0.00%	0	0.00%
UNITED STATES SENATOR, Vote For 1									
	Rory HOULIHAN	0	0.00%	0	0.00%	1	12.50%	1	12.50%
	Jeff KENDER	0	0.00%	0	0.00%	2	25.00%	2	25.00%
	Ron LEACH	0	0.00%	0	0.00%	1	12.50%	1	12.50%
	Tom RECKTENWALD	0	0.00%	0	0.00%	0	0.00%	0	0.00%
	Grant T. SHORT	0	0.00%	0	0.00%	0	0.00%	0	0.00%
	Sellus WILDER	0	0.00%	0	0.00%	0	0.00%	0	0.00%
	Jim GRAY	0	0.00%	0	0.00%	4	50.00%	4	50.00%
	Cast Votes:	0	0.00%	0	0.00%	8	88.89%	8	88.89%
	Over Votes:	0	0.00%	0	0.00%	0	0.00%	0	0.00%
	Under Votes:	0	0.00%	0	0.00%	1	11.11%	1	11.11%

Precinct Report — Unofficial

PRESIDENTIAL PREFERENCE AND REGULAR PRIMARY — OFFICIAL BALLOT FOR WARREN COUNTY — May 17, 2016

05/17/2016 08:11 PM

Total Number of Voters : 15,357 of 0 = 0.00%

Precincts Reporting 89 of 89 = 100.00%

Party	Candidate	Absentee		Early		Election		Total	
Precinct B113A (Ballots Cast: 27)									
UNITED STATES SENATOR, Vote For 1									
	Rand PAUL	0	0.00%	0	0.00%	3	100.00%	3	100.00%
	Stephen Howard SLAUGHTER	0	0.00%	0	0.00%	0	0.00%	0	0.00%
	James R. GOULD	0	0.00%	0	0.00%	0	0.00%	0	0.00%
	Cast Votes:	0	0.00%	0	0.00%	3	100.00%	3	100.00%
	Over Votes:	0	0.00%	0	0.00%	0	0.00%	0	0.00%
	Under Votes:	0	0.00%	0	0.00%	0	0.00%	0	0.00%
PRESIDENT of the UNITED STATES, Vote For 1									
	Martin J. O'MALLEY	0	0.00%	0	0.00%	0	0.00%	0	0.00%
	Bernard "Bernie" SANDERS	0	0.00%	0	0.00%	12	50.00%	12	50.00%
	Hillary CLINTON	0	0.00%	0	0.00%	9	37.50%	9	37.50%
	Roque Rocky DE LA FUENTE	0	0.00%	0	0.00%	0	0.00%	0	0.00%
	"UNCOMMITTED"	0	0.00%	0	0.00%	3	12.50%	3	12.50%
	Cast Votes:	0	0.00%	0	0.00%	24	100.00%	24	100.00%
	Over Votes:	0	0.00%	0	0.00%	0	0.00%	0	0.00%
	Under Votes:	0	0.00%	0	0.00%	0	0.00%	0	0.00%
UNITED STATES SENATOR, Vote For 1									
	Rory HOULIHAN	0	0.00%	0	0.00%	1	4.55%	1	4.55%
	Jeff KENDER	0	0.00%	0	0.00%	3	13.64%	3	13.64%
	Ron LEACH	0	0.00%	0	0.00%	1	4.55%	1	4.55%
	Tom RECKTENWALD	0	0.00%	0	0.00%	0	0.00%	0	0.00%
	Grant T. SHORT	0	0.00%	0	0.00%	1	4.55%	1	4.55%
	Sellus WILDER	0	0.00%	0	0.00%	7	31.82%	7	31.82%
	Jim GRAY	0	0.00%	0	0.00%	9	40.91%	9	40.91%
	Cast Votes:	0	0.00%	0	0.00%	22	91.67%	22	91.67%
	Over Votes:	0	0.00%	0	0.00%	0	0.00%	0	0.00%
	Under Votes:	0	0.00%	0	0.00%	2	8.33%	2	8.33%

Total Number of Voters : 15,357 of 0 = 0.00%

Precincts Reporting 89 of 89 = 100.00%

Party	Candidate	Absentee		Early		Election		Total	
Precinct C101A (Ballots Cast: 181)									
UNITED STATES SENATOR, Vote For 1									
	Rand PAUL	0	0.00%	0	0.00%	37	97.37%	37	97.37%
	Stephen Howard SLAUGHTER	0	0.00%	0	0.00%	1	2.63%	1	2.63%
	James R. GOULD	0	0.00%	0	0.00%	0	0.00%	0	0.00%
	Cast Votes:	0	0.00%	0	0.00%	38	100.00%	38	100.00%
	Over Votes:	0	0.00%	0	0.00%	0	0.00%	0	0.00%
	Under Votes:	0	0.00%	0	0.00%	0	0.00%	0	0.00%
PRESIDENT of the UNITED STATES, Vote For 1									
	Martin J. O'MALLEY	0	0.00%	0	0.00%	2	1.40%	2	1.40%
	Bernard "Bernie" SANDERS	0	0.00%	0	0.00%	74	51.75%	74	51.75%
	Hillary CLINTON	0	0.00%	0	0.00%	58	40.56%	58	40.56%
	Roque Rocky DE LA FUENTE	0	0.00%	0	0.00%	1	0.70%	1	0.70%
	"UNCOMMITTED"	0	0.00%	0	0.00%	8	5.59%	8	5.59%
	Cast Votes:	0	0.00%	0	0.00%	143	100.00%	143	100.00%
	Over Votes:	0	0.00%	0	0.00%	0	0.00%	0	0.00%
	Under Votes:	0	0.00%	0	0.00%	0	0.00%	0	0.00%
UNITED STATES SENATOR, Vote For 1									
	Rory HOULIHAN	0	0.00%	0	0.00%	4	3.15%	4	3.15%
	Jeff KENDER	0	0.00%	0	0.00%	3	2.36%	3	2.36%
	Ron LEACH	0	0.00%	0	0.00%	11	8.66%	11	8.66%
	Tom RECKTENWALD	0	0.00%	0	0.00%	4	3.15%	4	3.15%
	Grant T. SHORT	0	0.00%	0	0.00%	1	0.79%	1	0.79%
	Sellus WILDER	0	0.00%	0	0.00%	28	22.05%	28	22.05%
	Jim GRAY	0	0.00%	0	0.00%	76	59.84%	76	59.84%
	Cast Votes:	0	0.00%	0	0.00%	127	88.81%	127	88.81%
	Over Votes:	0	0.00%	0	0.00%	0	0.00%	0	0.00%
	Under Votes:	0	0.00%	0	0.00%	16	11.19%	16	11.19%

Total Number of Voters : 15,357 of 0 = 0.00%

Precincts Reporting 89 of 89 = 100.00%

Party	Candidate	Absentee		Early		Election		Total	
Precinct C102A (Ballots Cast: 249)									
UNITED STATES SENATOR, Vote For 1									
	Rand PAUL	0	0.00%	0	0.00%	35	77.78%	35	77.78%
	Stephen Howard SLAUGHTER	0	0.00%	0	0.00%	5	11.11%	5	11.11%
	James R. GOULD	0	0.00%	0	0.00%	5	11.11%	5	11.11%
	Cast Votes:	0	0.00%	0	0.00%	45	100.00%	45	100.00%
	Over Votes:	0	0.00%	0	0.00%	0	0.00%	0	0.00%
	Under Votes:	0	0.00%	0	0.00%	0	0.00%	0	0.00%
PRESIDENT of the UNITED STATES, Vote For 1									
	Martin J. O'MALLEY	0	0.00%	0	0.00%	2	0.98%	2	0.98%
	Bernard "Bernie" SANDERS	0	0.00%	0	0.00%	116	56.86%	116	56.86%
	Hillary CLINTON	0	0.00%	0	0.00%	84	41.18%	84	41.18%
	Roque Rocky DE LA FUENTE	0	0.00%	0	0.00%	0	0.00%	0	0.00%
	"UNCOMMITTED"	0	0.00%	0	0.00%	2	0.98%	2	0.98%
	Cast Votes:	0	0.00%	0	0.00%	204	100.00%	204	100.00%
	Over Votes:	0	0.00%	0	0.00%	0	0.00%	0	0.00%
	Under Votes:	0	0.00%	0	0.00%	0	0.00%	0	0.00%
UNITED STATES SENATOR, Vote For 1									
	Rory HOULIHAN	0	0.00%	0	0.00%	9	4.81%	9	4.81%
	Jeff KENDER	0	0.00%	0	0.00%	9	4.81%	9	4.81%
	Ron LEACH	0	0.00%	0	0.00%	19	10.16%	19	10.16%
	Tom RECKTENWALD	0	0.00%	0	0.00%	5	2.67%	5	2.67%
	Grant T. SHORT	0	0.00%	0	0.00%	9	4.81%	9	4.81%
	Sellus WILDER	0	0.00%	0	0.00%	46	24.60%	46	24.60%
	Jim GRAY	0	0.00%	0	0.00%	90	48.13%	90	48.13%
	Cast Votes:	0	0.00%	0	0.00%	187	91.67%	187	91.67%
	Over Votes:	0	0.00%	0	0.00%	0	0.00%	0	0.00%
	Under Votes:	0	0.00%	0	0.00%	17	8.33%	17	8.33%

Precinct Report — Unofficial

PRESIDENTIAL PREFERENCE AND REGULAR PRIMARY — OFFICIAL BALLOT FOR WARREN COUNTY — May 17, 2016

05/17/2016 08:11 PM

Total Number of Voters : 15,357 of 0 = 0.00%

Precincts Reporting 89 of 89 = 100.00%

Party	Candidate	Absentee		Early		Election		Total	
Precinct C103A (Ballots Cast: 202)									
UNITED STATES SENATOR, Vote For 1									
	Rand PAUL	0	0.00%	0	0.00%	33	86.84%	33	86.84%
	Stephen Howard SLAUGHTER	0	0.00%	0	0.00%	3	7.89%	3	7.89%
	James R. GOULD	0	0.00%	0	0.00%	2	5.26%	2	5.26%
	Cast Votes:	0	0.00%	0	0.00%	38	100.00%	38	100.00%
	Over Votes:	0	0.00%	0	0.00%	0	0.00%	0	0.00%
	Under Votes:	0	0.00%	0	0.00%	0	0.00%	0	0.00%
PRESIDENT of the UNITED STATES, Vote For 1									
	Martin J. O'MALLEY	0	0.00%	0	0.00%	1	0.62%	1	0.62%
	Bernard "Bernie" SANDERS	0	0.00%	0	0.00%	104	64.20%	104	64.20%
	Hillary CLINTON	0	0.00%	0	0.00%	52	32.10%	52	32.10%
	Roque Rocky DE LA FUENTE	0	0.00%	0	0.00%	0	0.00%	0	0.00%
	"UNCOMMITTED"	0	0.00%	0	0.00%	5	3.09%	5	3.09%
	Cast Votes:	0	0.00%	0	0.00%	162	98.78%	162	98.78%
	Over Votes:	0	0.00%	0	0.00%	0	0.00%	0	0.00%
	Under Votes:	0	0.00%	0	0.00%	2	1.22%	2	1.22%
UNITED STATES SENATOR, Vote For 1									
	Rory HOULIHAN	0	0.00%	0	0.00%	3	2.01%	3	2.01%
	Jeff KENDER	0	0.00%	0	0.00%	6	4.03%	6	4.03%
	Ron LEACH	0	0.00%	0	0.00%	9	6.04%	9	6.04%
	Tom RECKTENWALD	0	0.00%	0	0.00%	5	3.36%	5	3.36%
	Grant T. SHORT	0	0.00%	0	0.00%	4	2.68%	4	2.68%
	Sellus WILDER	0	0.00%	0	0.00%	60	40.27%	60	40.27%
	Jim GRAY	0	0.00%	0	0.00%	62	41.61%	62	41.61%
	Cast Votes:	0	0.00%	0	0.00%	149	90.85%	149	90.85%
	Over Votes:	0	0.00%	0	0.00%	0	0.00%	0	0.00%
	Under Votes:	0	0.00%	0	0.00%	15	9.15%	15	9.15%

Precinct Report — Unofficial

PRESIDENTIAL PREFERENCE AND REGULAR PRIMARY — OFFICIAL BALLOT FOR WARREN COUNTY — May 17, 2016

05/17/2016 08:11 PM

Total Number of Voters : 15,357 of 0 = 0.00%

Precincts Reporting 89 of 89 = 100.00%

Party	Candidate	Absentee		Early		Election		Total	
Precinct C104A (Ballots Cast: 282)									
UNITED STATES SENATOR, Vote For 1									
	Rand PAUL	0	0.00%	0	0.00%	50	84.75%	50	84.75%
	Stephen Howard SLAUGHTER	0	0.00%	0	0.00%	6	10.17%	6	10.17%
	James R. GOULD	0	0.00%	0	0.00%	3	5.08%	3	5.08%
	Cast Votes:	0	0.00%	0	0.00%	59	100.00%	59	100.00%
	Over Votes:	0	0.00%	0	0.00%	0	0.00%	0	0.00%
	Under Votes:	0	0.00%	0	0.00%	0	0.00%	0	0.00%
PRESIDENT of the UNITED STATES, Vote For 1									
	Martin J. O'MALLEY	0	0.00%	0	0.00%	0	0.00%	0	0.00%
	Bernard "Bernie" SANDERS	0	0.00%	0	0.00%	120	54.05%	120	54.05%
	Hillary CLINTON	0	0.00%	0	0.00%	98	44.14%	98	44.14%
	Roque Rocky DE LA FUENTE	0	0.00%	0	0.00%	0	0.00%	0	0.00%
	"UNCOMMITTED"	0	0.00%	0	0.00%	4	1.80%	4	1.80%
	Cast Votes:	0	0.00%	0	0.00%	222	99.55%	222	99.55%
	Over Votes:	0	0.00%	0	0.00%	0	0.00%	0	0.00%
	Under Votes:	0	0.00%	0	0.00%	1	0.45%	1	0.45%
UNITED STATES SENATOR, Vote For 1									
	Rory HOULIHAN	0	0.00%	0	0.00%	3	1.50%	3	1.50%
	Jeff KENDER	0	0.00%	0	0.00%	4	2.00%	4	2.00%
	Ron LEACH	0	0.00%	0	0.00%	24	12.00%	24	12.00%
	Tom RECKTENWALD	0	0.00%	0	0.00%	2	1.00%	2	1.00%
	Grant T. SHORT	0	0.00%	0	0.00%	3	1.50%	3	1.50%
	Sellus WILDER	0	0.00%	0	0.00%	61	30.50%	61	30.50%
	Jim GRAY	0	0.00%	0	0.00%	103	51.50%	103	51.50%
	Cast Votes:	0	0.00%	0	0.00%	200	89.69%	200	89.69%
	Over Votes:	0	0.00%	0	0.00%	0	0.00%	0	0.00%
	Under Votes:	0	0.00%	0	0.00%	23	10.31%	23	10.31%

Precinct Report — Unofficial

PRESIDENTIAL PREFERENCE AND REGULAR PRIMARY — OFFICIAL BALLOT FOR WARREN COUNTY — May 17, 2016

05/17/2016 08:11 PM

Total Number of Voters : 15,357 of 0 = 0.00%

Precincts Reporting 89 of 89 = 100.00%

Party	Candidate	Absentee		Early		Election		Total	
Precinct C105A (Ballots Cast: 232)									
UNITED STATES SENATOR, Vote For 1									
	Rand PAUL	0	0.00%	0	0.00%	63	90.00%	63	90.00%
	Stephen Howard SLAUGHTER	0	0.00%	0	0.00%	4	5.71%	4	5.71%
	James R. GOULD	0	0.00%	0	0.00%	3	4.29%	3	4.29%
	Cast Votes:	0	0.00%	0	0.00%	70	100.00%	70	100.00%
	Over Votes:	0	0.00%	0	0.00%	0	0.00%	0	0.00%
	Under Votes:	0	0.00%	0	0.00%	0	0.00%	0	0.00%
PRESIDENT of the UNITED STATES, Vote For 1									
	Martin J. O'MALLEY	0	0.00%	0	0.00%	3	1.85%	3	1.85%
	Bernard "Bernie" SANDERS	0	0.00%	0	0.00%	80	49.38%	80	49.38%
	Hillary CLINTON	0	0.00%	0	0.00%	72	44.44%	72	44.44%
	Roque Rocky DE LA FUENTE	0	0.00%	0	0.00%	0	0.00%	0	0.00%
	"UNCOMMITTED"	0	0.00%	0	0.00%	7	4.32%	7	4.32%
	Cast Votes:	0	0.00%	0	0.00%	162	100.00%	162	100.00%
	Over Votes:	0	0.00%	0	0.00%	0	0.00%	0	0.00%
	Under Votes:	0	0.00%	0	0.00%	0	0.00%	0	0.00%
UNITED STATES SENATOR, Vote For 1									
	Rory HOULIHAN	0	0.00%	0	0.00%	5	3.38%	5	3.38%
	Jeff KENDER	0	0.00%	0	0.00%	4	2.70%	4	2.70%
	Ron LEACH	0	0.00%	0	0.00%	12	8.11%	12	8.11%
	Tom RECKTENWALD	0	0.00%	0	0.00%	2	1.35%	2	1.35%
	Grant T. SHORT	0	0.00%	0	0.00%	1	0.68%	1	0.68%
	Sellus WILDER	0	0.00%	0	0.00%	34	22.97%	34	22.97%
	Jim GRAY	0	0.00%	0	0.00%	90	60.81%	90	60.81%
	Cast Votes:	0	0.00%	0	0.00%	148	91.36%	148	91.36%
	Over Votes:	0	0.00%	0	0.00%	0	0.00%	0	0.00%
	Under Votes:	0	0.00%	0	0.00%	14	8.64%	14	8.64%

Precinct Report — Unofficial

PRESIDENTIAL PREFERENCE AND REGULAR PRIMARY — OFFICIAL BALLOT FOR WARREN COUNTY — May 17, 2016

05/17/2016 08:11 PM

Total Number of Voters : 15,357 of 0 = 0.00%

Precincts Reporting 89 of 89 = 100.00%

Party	Candidate	Absentee		Early		Election		Total	
Precinct C106A (Ballots Cast: 62)									
UNITED STATES SENATOR, Vote For 1									
	Rand PAUL	0	0.00%	0	0.00%	9	90.00%	9	90.00%
	Stephen Howard SLAUGHTER	0	0.00%	0	0.00%	0	0.00%	0	0.00%
	James R. GOULD	0	0.00%	0	0.00%	1	10.00%	1	10.00%
	Cast Votes:	0	0.00%	0	0.00%	10	100.00%	10	100.00%
	Over Votes:	0	0.00%	0	0.00%	0	0.00%	0	0.00%
	Under Votes:	0	0.00%	0	0.00%	0	0.00%	0	0.00%
PRESIDENT of the UNITED STATES, Vote For 1									
	Martin J. O'MALLEY	0	0.00%	0	0.00%	0	0.00%	0	0.00%
	Bernard "Bernie" SANDERS	0	0.00%	0	0.00%	37	71.15%	37	71.15%
	Hillary CLINTON	0	0.00%	0	0.00%	13	25.00%	13	25.00%
	Roque Rocky DE LA FUENTE	0	0.00%	0	0.00%	0	0.00%	0	0.00%
	"UNCOMMITTED"	0	0.00%	0	0.00%	2	3.85%	2	3.85%
	Cast Votes:	0	0.00%	0	0.00%	52	100.00%	52	100.00%
	Over Votes:	0	0.00%	0	0.00%	0	0.00%	0	0.00%
	Under Votes:	0	0.00%	0	0.00%	0	0.00%	0	0.00%
UNITED STATES SENATOR, Vote For 1									
	Rory HOULIHAN	0	0.00%	0	0.00%	4	8.33%	4	8.33%
	Jeff KENDER	0	0.00%	0	0.00%	3	6.25%	3	6.25%
	Ron LEACH	0	0.00%	0	0.00%	6	12.50%	6	12.50%
	Tom RECKTENWALD	0	0.00%	0	0.00%	1	2.08%	1	2.08%
	Grant T. SHORT	0	0.00%	0	0.00%	4	8.33%	4	8.33%
	Sellus WILDER	0	0.00%	0	0.00%	15	31.25%	15	31.25%
	Jim GRAY	0	0.00%	0	0.00%	15	31.25%	15	31.25%
	Cast Votes:	0	0.00%	0	0.00%	48	92.31%	48	92.31%
	Over Votes:	0	0.00%	0	0.00%	0	0.00%	0	0.00%
	Under Votes:	0	0.00%	0	0.00%	4	7.69%	4	7.69%

Precinct Report — Unofficial

PRESIDENTIAL PREFERENCE AND REGULAR PRIMARY — OFFICIAL BALLOT FOR WARREN COUNTY — May 17, 2016

05/17/2016 08:11 PM

Total Number of Voters : 15,357 of 0 = 0.00%

Precincts Reporting 89 of 89 = 100.00%

Party	Candidate	Absentee		Early		Election		Total	
Precinct C107A (Ballots Cast: 344)									
UNITED STATES SENATOR, Vote For 1									
	Rand PAUL	0	0.00%	0	0.00%	126	93.33%	126	93.33%
	Stephen Howard SLAUGHTER	0	0.00%	0	0.00%	4	2.96%	4	2.96%
	James R. GOULD	0	0.00%	0	0.00%	5	3.70%	5	3.70%
	Cast Votes:	0	0.00%	0	0.00%	135	100.00%	135	100.00%
	Over Votes:	0	0.00%	0	0.00%	0	0.00%	0	0.00%
	Under Votes:	0	0.00%	0	0.00%	0	0.00%	0	0.00%
PRESIDENT of the UNITED STATES, Vote For 1									
	Martin J. O'MALLEY	0	0.00%	0	0.00%	1	0.48%	1	0.48%
	Bernard "Bernie" SANDERS	0	0.00%	0	0.00%	95	45.45%	95	45.45%
	Hillary CLINTON	0	0.00%	0	0.00%	100	47.85%	100	47.85%
	Roque Rocky DE LA FUENTE	0	0.00%	0	0.00%	0	0.00%	0	0.00%
	"UNCOMMITTED"	0	0.00%	0	0.00%	13	6.22%	13	6.22%
	Cast Votes:	0	0.00%	0	0.00%	209	100.00%	209	100.00%
	Over Votes:	0	0.00%	0	0.00%	0	0.00%	0	0.00%
	Under Votes:	0	0.00%	0	0.00%	0	0.00%	0	0.00%
UNITED STATES SENATOR, Vote For 1									
	Rory HOULIHAN	0	0.00%	0	0.00%	6	3.23%	6	3.23%
	Jeff KENDER	0	0.00%	0	0.00%	9	4.84%	9	4.84%
	Ron LEACH	0	0.00%	0	0.00%	28	15.05%	28	15.05%
	Tom RECKTENWALD	0	0.00%	0	0.00%	3	1.61%	3	1.61%
	Grant T. SHORT	0	0.00%	0	0.00%	7	3.76%	7	3.76%
	Sellus WILDER	0	0.00%	0	0.00%	28	15.05%	28	15.05%
	Jim GRAY	0	0.00%	0	0.00%	105	56.45%	105	56.45%
	Cast Votes:	0	0.00%	0	0.00%	186	89.00%	186	89.00%
	Over Votes:	0	0.00%	0	0.00%	0	0.00%	0	0.00%
	Under Votes:	0	0.00%	0	0.00%	23	11.00%	23	11.00%

Precinct Report — Unofficial

PRESIDENTIAL PREFERENCE AND REGULAR PRIMARY — OFFICIAL BALLOT FOR WARREN COUNTY — May 17, 2016

05/17/2016 08:11 PM

Total Number of Voters : 15,357 of 0 = 0.00%

Precincts Reporting 89 of 89 = 100.00%

Party	Candidate	Absentee		Early		Election		Total	
Precinct C108 (Ballots Cast: 80)									
UNITED STATES SENATOR, Vote For 1									
	Rand PAUL	0	0.00%	0	0.00%	22	84.62%	22	84.62%
	Stephen Howard SLAUGHTER	0	0.00%	0	0.00%	2	7.69%	2	7.69%
	James R. GOULD	0	0.00%	0	0.00%	2	7.69%	2	7.69%
	Cast Votes:	0	0.00%	0	0.00%	26	100.00%	26	100.00%
	Over Votes:	0	0.00%	0	0.00%	0	0.00%	0	0.00%
	Under Votes:	0	0.00%	0	0.00%	0	0.00%	0	0.00%
PRESIDENT of the UNITED STATES, Vote For 1									
	Martin J. O'MALLEY	0	0.00%	0	0.00%	1	1.89%	1	1.89%
	Bernard "Bernie" SANDERS	0	0.00%	0	0.00%	23	43.40%	23	43.40%
	Hillary CLINTON	0	0.00%	0	0.00%	26	49.06%	26	49.06%
	Roque Rocky DE LA FUENTE	0	0.00%	0	0.00%	1	1.89%	1	1.89%
	"UNCOMMITTED"	0	0.00%	0	0.00%	2	3.77%	2	3.77%
	Cast Votes:	0	0.00%	0	0.00%	53	98.15%	53	98.15%
	Over Votes:	0	0.00%	0	0.00%	0	0.00%	0	0.00%
	Under Votes:	0	0.00%	0	0.00%	1	1.85%	1	1.85%
UNITED STATES SENATOR, Vote For 1									
	Rory HOULIHAN	0	0.00%	0	0.00%	2	3.92%	2	3.92%
	Jeff KENDER	0	0.00%	0	0.00%	3	5.88%	3	5.88%
	Ron LEACH	0	0.00%	0	0.00%	5	9.80%	5	9.80%
	Tom RECKTENWALD	0	0.00%	0	0.00%	0	0.00%	0	0.00%
	Grant T. SHORT	0	0.00%	0	0.00%	1	1.96%	1	1.96%
	Sellus WILDER	0	0.00%	0	0.00%	3	5.88%	3	5.88%
	Jim GRAY	0	0.00%	0	0.00%	37	72.55%	37	72.55%
	Cast Votes:	0	0.00%	0	0.00%	51	94.44%	51	94.44%
	Over Votes:	0	0.00%	0	0.00%	0	0.00%	0	0.00%
	Under Votes:	0	0.00%	0	0.00%	3	5.56%	3	5.56%

Precinct Report — Unofficial

PRESIDENTIAL PREFERENCE AND REGULAR PRIMARY — OFFICIAL BALLOT FOR WARREN COUNTY — May 17, 2016

05/17/2016 08:11 PM

Total Number of Voters : 15,357 of 0 = 0.00%

Precincts Reporting 89 of 89 = 100.00%

Party	Candidate	Absentee		Early		Election		Total	
Precinct C109A (Ballots Cast: 0)									
UNITED STATES SENATOR, Vote For 1									
	Rand PAUL	0	0.00%	0	0.00%	0	0.00%	0	0.00%
	Stephen Howard SLAUGHTER	0	0.00%	0	0.00%	0	0.00%	0	0.00%
	James R. GOULD	0	0.00%	0	0.00%	0	0.00%	0	0.00%
	Cast Votes:	0	0.00%	0	0.00%	0	0.00%	0	0.00%
	Over Votes:	0	0.00%	0	0.00%	0	0.00%	0	0.00%
	Under Votes:	0	0.00%	0	0.00%	0	0.00%	0	0.00%
PRESIDENT of the UNITED STATES, Vote For 1									
	Martin J. O'MALLEY	0	0.00%	0	0.00%	0	0.00%	0	0.00%
	Bernard "Bernie" SANDERS	0	0.00%	0	0.00%	0	0.00%	0	0.00%
	Hillary CLINTON	0	0.00%	0	0.00%	0	0.00%	0	0.00%
	Roque Rocky DE LA FUENTE	0	0.00%	0	0.00%	0	0.00%	0	0.00%
	"UNCOMMITTED"	0	0.00%	0	0.00%	0	0.00%	0	0.00%
	Cast Votes:	0	0.00%	0	0.00%	0	0.00%	0	0.00%
	Over Votes:	0	0.00%	0	0.00%	0	0.00%	0	0.00%
	Under Votes:	0	0.00%	0	0.00%	0	0.00%	0	0.00%
UNITED STATES SENATOR, Vote For 1									
	Rory HOULIHAN	0	0.00%	0	0.00%	0	0.00%	0	0.00%
	Jeff KENDER	0	0.00%	0	0.00%	0	0.00%	0	0.00%
	Ron LEACH	0	0.00%	0	0.00%	0	0.00%	0	0.00%
	Tom RECKTENWALD	0	0.00%	0	0.00%	0	0.00%	0	0.00%
	Grant T. SHORT	0	0.00%	0	0.00%	0	0.00%	0	0.00%
	Sellus WILDER	0	0.00%	0	0.00%	0	0.00%	0	0.00%
	Jim GRAY	0	0.00%	0	0.00%	0	0.00%	0	0.00%
	Cast Votes:	0	0.00%	0	0.00%	0	0.00%	0	0.00%
	Over Votes:	0	0.00%	0	0.00%	0	0.00%	0	0.00%
	Under Votes:	0	0.00%	0	0.00%	0	0.00%	0	0.00%

Precinct Report — Unofficial

PRESIDENTIAL PREFERENCE AND REGULAR PRIMARY — OFFICIAL BALLOT FOR WARREN COUNTY — May 17, 2016

05/17/2016 08:11 PM

Total Number of Voters : 15,357 of 0 = 0.00%

Precincts Reporting 89 of 89 = 100.00%

Party	Candidate	Absentee		Early		Election		Total	
Precinct C110A (Ballots Cast: 118)									
UNITED STATES SENATOR, Vote For 1									
	Rand PAUL	0	0.00%	0	0.00%	18	85.71%	18	85.71%
	Stephen Howard SLAUGHTER	0	0.00%	0	0.00%	3	14.29%	3	14.29%
	James R. GOULD	0	0.00%	0	0.00%	0	0.00%	0	0.00%
	Cast Votes:	0	0.00%	0	0.00%	21	100.00%	21	100.00%
	Over Votes:	0	0.00%	0	0.00%	0	0.00%	0	0.00%
	Under Votes:	0	0.00%	0	0.00%	0	0.00%	0	0.00%
PRESIDENT of the UNITED STATES, Vote For 1									
	Martin J. O'MALLEY	0	0.00%	0	0.00%	0	0.00%	0	0.00%
	Bernard "Bernie" SANDERS	0	0.00%	0	0.00%	61	62.89%	61	62.89%
	Hillary CLINTON	0	0.00%	0	0.00%	32	32.99%	32	32.99%
	Roque Rocky DE LA FUENTE	0	0.00%	0	0.00%	0	0.00%	0	0.00%
	"UNCOMMITTED"	0	0.00%	0	0.00%	4	4.12%	4	4.12%
	Cast Votes:	0	0.00%	0	0.00%	97	100.00%	97	100.00%
	Over Votes:	0	0.00%	0	0.00%	0	0.00%	0	0.00%
	Under Votes:	0	0.00%	0	0.00%	0	0.00%	0	0.00%
UNITED STATES SENATOR, Vote For 1									
	Rory HOULIHAN	0	0.00%	0	0.00%	6	6.67%	6	6.67%
	Jeff KENDER	0	0.00%	0	0.00%	4	4.44%	4	4.44%
	Ron LEACH	0	0.00%	0	0.00%	12	13.33%	12	13.33%
	Tom RECKTENWALD	0	0.00%	0	0.00%	4	4.44%	4	4.44%
	Grant T. SHORT	0	0.00%	0	0.00%	4	4.44%	4	4.44%
	Sellus WILDER	0	0.00%	0	0.00%	20	22.22%	20	22.22%
	Jim GRAY	0	0.00%	0	0.00%	40	44.44%	40	44.44%
	Cast Votes:	0	0.00%	0	0.00%	90	92.78%	90	92.78%
	Over Votes:	0	0.00%	0	0.00%	0	0.00%	0	0.00%
	Under Votes:	0	0.00%	0	0.00%	7	7.22%	7	7.22%

Total Number of Voters : 15,357 of 0 = 0.00%

Precincts Reporting 89 of 89 = 100.00%

Party	Candidate	Absentee		Early		Election		Total	
Precinct C111 (Ballots Cast: 260)									
UNITED STATES SENATOR, Vote For 1									
	Rand PAUL	0	0.00%	0	0.00%	111	94.87%	111	94.87%
	Stephen Howard SLAUGHTER	0	0.00%	0	0.00%	3	2.56%	3	2.56%
	James R. GOULD	0	0.00%	0	0.00%	3	2.56%	3	2.56%
	Cast Votes:	0	0.00%	0	0.00%	117	100.00%	117	100.00%
	Over Votes:	0	0.00%	0	0.00%	0	0.00%	0	0.00%
	Under Votes:	0	0.00%	0	0.00%	0	0.00%	0	0.00%
PRESIDENT of the UNITED STATES, Vote For 1									
	Martin J. O'MALLEY	0	0.00%	0	0.00%	1	0.70%	1	0.70%
	Bernard "Bernie" SANDERS	0	0.00%	0	0.00%	68	47.55%	68	47.55%
	Hillary CLINTON	0	0.00%	0	0.00%	69	48.25%	69	48.25%
	Roque Rocky DE LA FUENTE	0	0.00%	0	0.00%	0	0.00%	0	0.00%
	"UNCOMMITTED"	0	0.00%	0	0.00%	5	3.50%	5	3.50%
	Cast Votes:	0	0.00%	0	0.00%	143	100.00%	143	100.00%
	Over Votes:	0	0.00%	0	0.00%	0	0.00%	0	0.00%
	Under Votes:	0	0.00%	0	0.00%	0	0.00%	0	0.00%
UNITED STATES SENATOR, Vote For 1									
	Rory HOULIHAN	0	0.00%	0	0.00%	5	3.91%	5	3.91%
	Jeff KENDER	0	0.00%	0	0.00%	7	5.47%	7	5.47%
	Ron LEACH	0	0.00%	0	0.00%	8	6.25%	8	6.25%
	Tom RECKTENWALD	0	0.00%	0	0.00%	1	0.78%	1	0.78%
	Grant T. SHORT	0	0.00%	0	0.00%	4	3.13%	4	3.13%
	Sellus WILDER	0	0.00%	0	0.00%	31	24.22%	31	24.22%
	Jim GRAY	0	0.00%	0	0.00%	72	56.25%	72	56.25%
	Cast Votes:	0	0.00%	0	0.00%	128	89.51%	128	89.51%
	Over Votes:	0	0.00%	0	0.00%	0	0.00%	0	0.00%
	Under Votes:	0	0.00%	0	0.00%	15	10.49%	15	10.49%

Precinct Report — Unofficial

PRESIDENTIAL PREFERENCE AND REGULAR PRIMARY — OFFICIAL BALLOT FOR WARREN COUNTY — May 17, 2016

05/17/2016 08:11 PM

Total Number of Voters : 15,357 of 0 = 0.00%

Precincts Reporting 89 of 89 = 100.00%

Party	Candidate	Absentee		Early		Election		Total	
Precinct C112 (Ballots Cast: 359)									
UNITED STATES SENATOR, Vote For 1									
	Rand PAUL	0	0.00%	0	0.00%	110	86.61%	110	86.61%
	Stephen Howard SLAUGHTER	0	0.00%	0	0.00%	10	7.87%	10	7.87%
	James R. GOULD	0	0.00%	0	0.00%	7	5.51%	7	5.51%
	Cast Votes:	0	0.00%	0	0.00%	127	100.00%	127	100.00%
	Over Votes:	0	0.00%	0	0.00%	0	0.00%	0	0.00%
	Under Votes:	0	0.00%	0	0.00%	0	0.00%	0	0.00%
PRESIDENT of the UNITED STATES, Vote For 1									
	Martin J. O'MALLEY	0	0.00%	0	0.00%	1	0.43%	1	0.43%
	Bernard "Bernie" SANDERS	0	0.00%	0	0.00%	108	46.96%	108	46.96%
	Hillary CLINTON	0	0.00%	0	0.00%	114	49.57%	114	49.57%
	Roque Rocky DE LA FUENTE	0	0.00%	0	0.00%	2	0.87%	2	0.87%
	"UNCOMMITTED"	0	0.00%	0	0.00%	5	2.17%	5	2.17%
	Cast Votes:	0	0.00%	0	0.00%	230	99.14%	230	99.14%
	Over Votes:	0	0.00%	0	0.00%	0	0.00%	0	0.00%
	Under Votes:	0	0.00%	0	0.00%	2	0.86%	2	0.86%
UNITED STATES SENATOR, Vote For 1									
	Rory HOULIHAN	0	0.00%	0	0.00%	9	4.05%	9	4.05%
	Jeff KENDER	0	0.00%	0	0.00%	15	6.76%	15	6.76%
	Ron LEACH	0	0.00%	0	0.00%	33	14.86%	33	14.86%
	Tom RECKTENWALD	0	0.00%	0	0.00%	8	3.60%	8	3.60%
	Grant T. SHORT	0	0.00%	0	0.00%	10	4.50%	10	4.50%
	Sellus WILDER	0	0.00%	0	0.00%	39	17.57%	39	17.57%
	Jim GRAY	0	0.00%	0	0.00%	108	48.65%	108	48.65%
	Cast Votes:	0	0.00%	0	0.00%	222	95.69%	222	95.69%
	Over Votes:	0	0.00%	0	0.00%	0	0.00%	0	0.00%
	Under Votes:	0	0.00%	0	0.00%	10	4.31%	10	4.31%

Precinct Report — Unofficial

PRESIDENTIAL PREFERENCE AND REGULAR PRIMARY — OFFICIAL BALLOT FOR WARREN COUNTY — May 17, 2016

05/17/2016 08:11 PM

Total Number of Voters : 15,357 of 0 = 0.00%

Precincts Reporting 89 of 89 = 100.00%

Party	Candidate	Absentee		Early		Election		Total	
Precinct D101D (Ballots Cast: 372)									
UNITED STATES SENATOR, Vote For 1									
	Rand PAUL	0	0.00%	0	0.00%	82	82.83%	82	82.83%
	Stephen Howard SLAUGHTER	0	0.00%	0	0.00%	9	9.09%	9	9.09%
	James R. GOULD	0	0.00%	0	0.00%	8	8.08%	8	8.08%
	Cast Votes:	0	0.00%	0	0.00%	99	100.00%	99	100.00%
	Over Votes:	0	0.00%	0	0.00%	0	0.00%	0	0.00%
	Under Votes:	0	0.00%	0	0.00%	0	0.00%	0	0.00%
PRESIDENT of the UNITED STATES, Vote For 1									
	Martin J. O'MALLEY	0	0.00%	0	0.00%	2	0.75%	2	0.75%
	Bernard "Bernie" SANDERS	0	0.00%	0	0.00%	113	42.48%	113	42.48%
	Hillary CLINTON	0	0.00%	0	0.00%	132	49.62%	132	49.62%
	Roque Rocky DE LA FUENTE	0	0.00%	0	0.00%	0	0.00%	0	0.00%
	"UNCOMMITTED"	0	0.00%	0	0.00%	19	7.14%	19	7.14%
	Cast Votes:	0	0.00%	0	0.00%	266	97.44%	266	97.44%
	Over Votes:	0	0.00%	0	0.00%	0	0.00%	0	0.00%
	Under Votes:	0	0.00%	0	0.00%	7	2.56%	7	2.56%
UNITED STATES SENATOR, Vote For 1									
	Rory HOULIHAN	0	0.00%	0	0.00%	7	2.87%	7	2.87%
	Jeff KENDER	0	0.00%	0	0.00%	10	4.10%	10	4.10%
	Ron LEACH	0	0.00%	0	0.00%	22	9.02%	22	9.02%
	Tom RECKTENWALD	0	0.00%	0	0.00%	4	1.64%	4	1.64%
	Grant T. SHORT	0	0.00%	0	0.00%	8	3.28%	8	3.28%
	Sellus WILDER	0	0.00%	0	0.00%	32	13.11%	32	13.11%
	Jim GRAY	0	0.00%	0	0.00%	161	65.98%	161	65.98%
	Cast Votes:	0	0.00%	0	0.00%	244	89.38%	244	89.38%
	Over Votes:	0	0.00%	0	0.00%	0	0.00%	0	0.00%
	Under Votes:	0	0.00%	0	0.00%	29	10.62%	29	10.62%

Precinct Report — Unofficial

PRESIDENTIAL PREFERENCE AND REGULAR PRIMARY — OFFICIAL BALLOT FOR WARREN COUNTY — May 17, 2016

05/17/2016 08:11 PM

Total Number of Voters : 15,357 of 0 = 0.00%

Precincts Reporting 89 of 89 = 100.00%

Party	Candidate	Absentee		Early		Election		Total	
Precinct D102C (Ballots Cast: 230)									
UNITED STATES SENATOR, Vote For 1									
	Rand PAUL	0	0.00%	0	0.00%	44	84.62%	44	84.62%
	Stephen Howard SLAUGHTER	0	0.00%	0	0.00%	4	7.69%	4	7.69%
	James R. GOULD	0	0.00%	0	0.00%	4	7.69%	4	7.69%
	Cast Votes:	0	0.00%	0	0.00%	52	100.00%	52	100.00%
	Over Votes:	0	0.00%	0	0.00%	0	0.00%	0	0.00%
	Under Votes:	0	0.00%	0	0.00%	0	0.00%	0	0.00%
PRESIDENT of the UNITED STATES, Vote For 1									
	Martin J. O'MALLEY	0	0.00%	0	0.00%	1	0.57%	1	0.57%
	Bernard "Bernie" SANDERS	0	0.00%	0	0.00%	106	60.23%	106	60.23%
	Hillary CLINTON	0	0.00%	0	0.00%	67	38.07%	67	38.07%
	Roque Rocky DE LA FUENTE	0	0.00%	0	0.00%	0	0.00%	0	0.00%
	"UNCOMMITTED"	0	0.00%	0	0.00%	2	1.14%	2	1.14%
	Cast Votes:	0	0.00%	0	0.00%	176	98.88%	176	98.88%
	Over Votes:	0	0.00%	0	0.00%	0	0.00%	0	0.00%
	Under Votes:	0	0.00%	0	0.00%	2	1.12%	2	1.12%
UNITED STATES SENATOR, Vote For 1									
	Rory HOULIHAN	0	0.00%	0	0.00%	4	2.52%	4	2.52%
	Jeff KENDER	0	0.00%	0	0.00%	10	6.29%	10	6.29%
	Ron LEACH	0	0.00%	0	0.00%	26	16.35%	26	16.35%
	Tom RECKTENWALD	0	0.00%	0	0.00%	4	2.52%	4	2.52%
	Grant T. SHORT	0	0.00%	0	0.00%	7	4.40%	7	4.40%
	Sellus WILDER	0	0.00%	0	0.00%	27	16.98%	27	16.98%
	Jim GRAY	0	0.00%	0	0.00%	81	50.94%	81	50.94%
	Cast Votes:	0	0.00%	0	0.00%	159	89.33%	159	89.33%
	Over Votes:	0	0.00%	0	0.00%	0	0.00%	0	0.00%
	Under Votes:	0	0.00%	0	0.00%	19	10.67%	19	10.67%

Precinct Report — Unofficial

PRESIDENTIAL PREFERENCE AND REGULAR PRIMARY — OFFICIAL BALLOT FOR WARREN COUNTY — May 17, 2016

05/17/2016 08:11 PM

Total Number of Voters : 15,357 of 0 = 0.00%

Precincts Reporting 89 of 89 = 100.00%

Party	Candidate	Absentee		Early		Election		Total	
Precinct D103 (Ballots Cast: 104)									
UNITED STATES SENATOR, Vote For 1									
	Rand PAUL	0	0.00%	0	0.00%	27	93.10%	27	93.10%
	Stephen Howard SLAUGHTER	0	0.00%	0	0.00%	0	0.00%	0	0.00%
	James R. GOULD	0	0.00%	0	0.00%	2	6.90%	2	6.90%
	Cast Votes:	0	0.00%	0	0.00%	29	100.00%	29	100.00%
	Over Votes:	0	0.00%	0	0.00%	0	0.00%	0	0.00%
	Under Votes:	0	0.00%	0	0.00%	0	0.00%	0	0.00%
PRESIDENT of the UNITED STATES, Vote For 1									
	Martin J. O'MALLEY	0	0.00%	0	0.00%	3	4.00%	3	4.00%
	Bernard "Bernie" SANDERS	0	0.00%	0	0.00%	29	38.67%	29	38.67%
	Hillary CLINTON	0	0.00%	0	0.00%	37	49.33%	37	49.33%
	Roque Rocky DE LA FUENTE	0	0.00%	0	0.00%	1	1.33%	1	1.33%
	"UNCOMMITTED"	0	0.00%	0	0.00%	5	6.67%	5	6.67%
	Cast Votes:	0	0.00%	0	0.00%	75	100.00%	75	100.00%
	Over Votes:	0	0.00%	0	0.00%	0	0.00%	0	0.00%
	Under Votes:	0	0.00%	0	0.00%	0	0.00%	0	0.00%
UNITED STATES SENATOR, Vote For 1									
	Rory HOULIHAN	0	0.00%	0	0.00%	3	4.29%	3	4.29%
	Jeff KENDER	0	0.00%	0	0.00%	2	2.86%	2	2.86%
	Ron LEACH	0	0.00%	0	0.00%	10	14.29%	10	14.29%
	Tom RECKTENWALD	0	0.00%	0	0.00%	5	7.14%	5	7.14%
	Grant T. SHORT	0	0.00%	0	0.00%	1	1.43%	1	1.43%
	Sellus WILDER	0	0.00%	0	0.00%	3	4.29%	3	4.29%
	Jim GRAY	0	0.00%	0	0.00%	46	65.71%	46	65.71%
	Cast Votes:	0	0.00%	0	0.00%	70	93.33%	70	93.33%
	Over Votes:	0	0.00%	0	0.00%	0	0.00%	0	0.00%
	Under Votes:	0	0.00%	0	0.00%	5	6.67%	5	6.67%

Precinct Report — Unofficial

PRESIDENTIAL PREFERENCE AND REGULAR PRIMARY — OFFICIAL BALLOT FOR WARREN COUNTY — May 17, 2016

05/17/2016 08:11 PM

Total Number of Voters : 15,357 of 0 = 0.00%

Precincts Reporting 89 of 89 = 100.00%

Party	Candidate	Absentee		Early		Election		Total	
Precinct D104E (Ballots Cast: 170)									
UNITED STATES SENATOR, Vote For 1									
	Rand PAUL	0	0.00%	0	0.00%	45	88.24%	45	88.24%
	Stephen Howard SLAUGHTER	0	0.00%	0	0.00%	6	11.76%	6	11.76%
	James R. GOULD	0	0.00%	0	0.00%	0	0.00%	0	0.00%
	Cast Votes:	0	0.00%	0	0.00%	51	100.00%	51	100.00%
	Over Votes:	0	0.00%	0	0.00%	0	0.00%	0	0.00%
	Under Votes:	0	0.00%	0	0.00%	0	0.00%	0	0.00%
PRESIDENT of the UNITED STATES, Vote For 1									
	Martin J. O'MALLEY	0	0.00%	0	0.00%	2	1.68%	2	1.68%
	Bernard "Bernie" SANDERS	0	0.00%	0	0.00%	42	35.29%	42	35.29%
	Hillary CLINTON	0	0.00%	0	0.00%	69	57.98%	69	57.98%
	Roque Rocky DE LA FUENTE	0	0.00%	0	0.00%	0	0.00%	0	0.00%
	"UNCOMMITTED"	0	0.00%	0	0.00%	6	5.04%	6	5.04%
	Cast Votes:	0	0.00%	0	0.00%	119	100.00%	119	100.00%
	Over Votes:	0	0.00%	0	0.00%	0	0.00%	0	0.00%
	Under Votes:	0	0.00%	0	0.00%	0	0.00%	0	0.00%
UNITED STATES SENATOR, Vote For 1									
	Rory HOULIHAN	0	0.00%	0	0.00%	6	5.77%	6	5.77%
	Jeff KENDER	0	0.00%	0	0.00%	3	2.88%	3	2.88%
	Ron LEACH	0	0.00%	0	0.00%	13	12.50%	13	12.50%
	Tom RECKTENWALD	0	0.00%	0	0.00%	2	1.92%	2	1.92%
	Grant T. SHORT	0	0.00%	0	0.00%	5	4.81%	5	4.81%
	Sellus WILDER	0	0.00%	0	0.00%	7	6.73%	7	6.73%
	Jim GRAY	0	0.00%	0	0.00%	68	65.38%	68	65.38%
	Cast Votes:	0	0.00%	0	0.00%	104	87.39%	104	87.39%
	Over Votes:	0	0.00%	0	0.00%	0	0.00%	0	0.00%
	Under Votes:	0	0.00%	0	0.00%	15	12.61%	15	12.61%

Precinct Report — Unofficial

PRESIDENTIAL PREFERENCE AND REGULAR PRIMARY — OFFICIAL BALLOT FOR WARREN COUNTY — May 17, 2016

05/17/2016 08:11 PM

Total Number of Voters : 15,357 of 0 = 0.00%

Precincts Reporting 89 of 89 = 100.00%

Party	Candidate	Absentee		Early		Election		Total	
Precinct D105 (Ballots Cast: 212)									
UNITED STATES SENATOR, Vote For 1									
	Rand PAUL	0	0.00%	0	0.00%	53	92.98%	53	92.98%
	Stephen Howard SLAUGHTER	0	0.00%	0	0.00%	2	3.51%	2	3.51%
	James R. GOULD	0	0.00%	0	0.00%	2	3.51%	2	3.51%
	Cast Votes:	0	0.00%	0	0.00%	57	100.00%	57	100.00%
	Over Votes:	0	0.00%	0	0.00%	0	0.00%	0	0.00%
	Under Votes:	0	0.00%	0	0.00%	0	0.00%	0	0.00%
PRESIDENT of the UNITED STATES, Vote For 1									
	Martin J. O'MALLEY	0	0.00%	0	0.00%	2	1.32%	2	1.32%
	Bernard "Bernie" SANDERS	0	0.00%	0	0.00%	78	51.32%	78	51.32%
	Hillary CLINTON	0	0.00%	0	0.00%	67	44.08%	67	44.08%
	Roque Rocky DE LA FUENTE	0	0.00%	0	0.00%	0	0.00%	0	0.00%
	"UNCOMMITTED"	0	0.00%	0	0.00%	5	3.29%	5	3.29%
	Cast Votes:	0	0.00%	0	0.00%	152	98.06%	152	98.06%
	Over Votes:	0	0.00%	0	0.00%	0	0.00%	0	0.00%
	Under Votes:	0	0.00%	0	0.00%	3	1.94%	3	1.94%
UNITED STATES SENATOR, Vote For 1									
	Rory HOULIHAN	0	0.00%	0	0.00%	6	4.35%	6	4.35%
	Jeff KENDER	0	0.00%	0	0.00%	8	5.80%	8	5.80%
	Ron LEACH	0	0.00%	0	0.00%	20	14.49%	20	14.49%
	Tom RECKTENWALD	0	0.00%	0	0.00%	5	3.62%	5	3.62%
	Grant T. SHORT	0	0.00%	0	0.00%	5	3.62%	5	3.62%
	Sellus WILDER	0	0.00%	0	0.00%	11	7.97%	11	7.97%
	Jim GRAY	0	0.00%	0	0.00%	83	60.14%	83	60.14%
	Cast Votes:	0	0.00%	0	0.00%	138	89.03%	138	89.03%
	Over Votes:	0	0.00%	0	0.00%	0	0.00%	0	0.00%
	Under Votes:	0	0.00%	0	0.00%	17	10.97%	17	10.97%

Precinct Report — Unofficial

PRESIDENTIAL PREFERENCE AND REGULAR PRIMARY — OFFICIAL BALLOT FOR WARREN COUNTY — May 17, 2016

05/17/2016 08:11 PM

Total Number of Voters : 15,357 of 0 = 0.00%

Precincts Reporting 89 of 89 = 100.00%

Party	Candidate	Absentee		Early		Election		Total	
Precinct D106 (Ballots Cast: 149)									
UNITED STATES SENATOR, Vote For 1									
	Rand PAUL	0	0.00%	0	0.00%	36	78.26%	36	78.26%
	Stephen Howard SLAUGHTER	0	0.00%	0	0.00%	5	10.87%	5	10.87%
	James R. GOULD	0	0.00%	0	0.00%	5	10.87%	5	10.87%
	Cast Votes:	0	0.00%	0	0.00%	46	100.00%	46	100.00%
	Over Votes:	0	0.00%	0	0.00%	0	0.00%	0	0.00%
	Under Votes:	0	0.00%	0	0.00%	0	0.00%	0	0.00%
PRESIDENT of the UNITED STATES, Vote For 1									
	Martin J. O'MALLEY	0	0.00%	0	0.00%	1	0.97%	1	0.97%
	Bernard "Bernie" SANDERS	0	0.00%	0	0.00%	51	49.51%	51	49.51%
	Hillary CLINTON	0	0.00%	0	0.00%	45	43.69%	45	43.69%
	Roque Rocky DE LA FUENTE	0	0.00%	0	0.00%	1	0.97%	1	0.97%
	"UNCOMMITTED"	0	0.00%	0	0.00%	5	4.85%	5	4.85%
	Cast Votes:	0	0.00%	0	0.00%	103	100.00%	103	100.00%
	Over Votes:	0	0.00%	0	0.00%	0	0.00%	0	0.00%
	Under Votes:	0	0.00%	0	0.00%	0	0.00%	0	0.00%
UNITED STATES SENATOR, Vote For 1									
	Rory HOULIHAN	0	0.00%	0	0.00%	7	7.22%	7	7.22%
	Jeff KENDER	0	0.00%	0	0.00%	2	2.06%	2	2.06%
	Ron LEACH	0	0.00%	0	0.00%	10	10.31%	10	10.31%
	Tom RECKTENWALD	0	0.00%	0	0.00%	3	3.09%	3	3.09%
	Grant T. SHORT	0	0.00%	0	0.00%	5	5.15%	5	5.15%
	Sellus WILDER	0	0.00%	0	0.00%	8	8.25%	8	8.25%
	Jim GRAY	0	0.00%	0	0.00%	62	63.92%	62	63.92%
	Cast Votes:	0	0.00%	0	0.00%	97	94.17%	97	94.17%
	Over Votes:	0	0.00%	0	0.00%	0	0.00%	0	0.00%
	Under Votes:	0	0.00%	0	0.00%	6	5.83%	6	5.83%

Total Number of Voters : 15,357 of 0 = 0.00%

Precincts Reporting 89 of 89 = 100.00%

Party	Candidate	Absentee		Early		Election		Total	
Precinct D107 (Ballots Cast: 81)									
UNITED STATES SENATOR, Vote For 1									
	Rand PAUL	0	0.00%	0	0.00%	29	90.63%	29	90.63%
	Stephen Howard SLAUGHTER	0	0.00%	0	0.00%	2	6.25%	2	6.25%
	James R. GOULD	0	0.00%	0	0.00%	1	3.13%	1	3.13%
	Cast Votes:	0	0.00%	0	0.00%	32	100.00%	32	100.00%
	Over Votes:	0	0.00%	0	0.00%	0	0.00%	0	0.00%
	Under Votes:	0	0.00%	0	0.00%	0	0.00%	0	0.00%
PRESIDENT of the UNITED STATES, Vote For 1									
	Martin J. O'MALLEY	0	0.00%	0	0.00%	2	4.08%	2	4.08%
	Bernard "Bernie" SANDERS	0	0.00%	0	0.00%	22	44.90%	22	44.90%
	Hillary CLINTON	0	0.00%	0	0.00%	22	44.90%	22	44.90%
	Roque Rocky DE LA FUENTE	0	0.00%	0	0.00%	0	0.00%	0	0.00%
	"UNCOMMITTED"	0	0.00%	0	0.00%	3	6.12%	3	6.12%
	Cast Votes:	0	0.00%	0	0.00%	49	100.00%	49	100.00%
	Over Votes:	0	0.00%	0	0.00%	0	0.00%	0	0.00%
	Under Votes:	0	0.00%	0	0.00%	0	0.00%	0	0.00%
UNITED STATES SENATOR, Vote For 1									
	Rory HOULIHAN	0	0.00%	0	0.00%	2	4.65%	2	4.65%
	Jeff KENDER	0	0.00%	0	0.00%	1	2.33%	1	2.33%
	Ron LEACH	0	0.00%	0	0.00%	6	13.95%	6	13.95%
	Tom RECKTENWALD	0	0.00%	0	0.00%	1	2.33%	1	2.33%
	Grant T. SHORT	0	0.00%	0	0.00%	5	11.63%	5	11.63%
	Sellus WILDER	0	0.00%	0	0.00%	2	4.65%	2	4.65%
	Jim GRAY	0	0.00%	0	0.00%	26	60.47%	26	60.47%
	Cast Votes:	0	0.00%	0	0.00%	43	87.76%	43	87.76%
	Over Votes:	0	0.00%	0	0.00%	0	0.00%	0	0.00%
	Under Votes:	0	0.00%	0	0.00%	6	12.24%	6	12.24%
STATE REPRESENTATIVE 23rd Representative District, Vote For 1									
	Freddie Joe WILKERSON	0	0.00%	0	0.00%	9	28.13%	9	28.13%
	Steve RILEY	0	0.00%	0	0.00%	23	71.88%	23	71.88%
	Cast Votes:	0	0.00%	0	0.00%	32	100.00%	32	100.00%
	Over Votes:	0	0.00%	0	0.00%	0	0.00%	0	0.00%
	Under Votes:	0	0.00%	0	0.00%	0	0.00%	0	0.00%
STATE REPRESENTATIVE 23rd Representative District, Vote For 1									
	Danny J. BASIL	0	0.00%	0	0.00%	30	63.83%	30	63.83%
	Joe TRIGG	0	0.00%	0	0.00%	17	36.17%	17	36.17%
	Cast Votes:	0	0.00%	0	0.00%	47	95.92%	47	95.92%
	Over Votes:	0	0.00%	0	0.00%	0	0.00%	0	0.00%
	Under Votes:	0	0.00%	0	0.00%	2	4.08%	2	4.08%

Total Number of Voters : 15,357 of 0 = 0.00%

Precincts Reporting 89 of 89 = 100.00%

Party	Candidate	Absentee		Early		Election		Total	
Precinct D108 (Ballots Cast: 221)									
UNITED STATES SENATOR, Vote For 1									
	Rand PAUL	0	0.00%	0	0.00%	97	90.65%	97	90.65%
	Stephen Howard SLAUGHTER	0	0.00%	0	0.00%	5	4.67%	5	4.67%
	James R. GOULD	0	0.00%	0	0.00%	5	4.67%	5	4.67%
	Cast Votes:	0	0.00%	0	0.00%	107	100.00%	107	100.00%
	Over Votes:	0	0.00%	0	0.00%	0	0.00%	0	0.00%
	Under Votes:	0	0.00%	0	0.00%	0	0.00%	0	0.00%
PRESIDENT of the UNITED STATES, Vote For 1									
	Martin J. O'MALLEY	0	0.00%	0	0.00%	1	0.88%	1	0.88%
	Bernard "Bernie" SANDERS	0	0.00%	0	0.00%	45	39.47%	45	39.47%
	Hillary CLINTON	0	0.00%	0	0.00%	59	51.75%	59	51.75%
	Roque Rocky DE LA FUENTE	0	0.00%	0	0.00%	0	0.00%	0	0.00%
	"UNCOMMITTED"	0	0.00%	0	0.00%	9	7.89%	9	7.89%
	Cast Votes:	0	0.00%	0	0.00%	114	100.00%	114	100.00%
	Over Votes:	0	0.00%	0	0.00%	0	0.00%	0	0.00%
	Under Votes:	0	0.00%	0	0.00%	0	0.00%	0	0.00%
UNITED STATES SENATOR, Vote For 1									
	Rory HOULIHAN	0	0.00%	0	0.00%	3	2.75%	3	2.75%
	Jeff KENDER	0	0.00%	0	0.00%	4	3.67%	4	3.67%
	Ron LEACH	0	0.00%	0	0.00%	14	12.84%	14	12.84%
	Tom RECKTENWALD	0	0.00%	0	0.00%	0	0.00%	0	0.00%
	Grant T. SHORT	0	0.00%	0	0.00%	1	0.92%	1	0.92%
	Sellus WILDER	0	0.00%	0	0.00%	16	14.68%	16	14.68%
	Jim GRAY	0	0.00%	0	0.00%	71	65.14%	71	65.14%
	Cast Votes:	0	0.00%	0	0.00%	109	95.61%	109	95.61%
	Over Votes:	0	0.00%	0	0.00%	0	0.00%	0	0.00%
	Under Votes:	0	0.00%	0	0.00%	5	4.39%	5	4.39%

Total Number of Voters : 15,357 of 0 = 0.00%

Precincts Reporting 89 of 89 = 100.00%

Party	Candidate	Absentee		Early		Election		Total	
Precinct D109 (Ballots Cast: 234)									
UNITED STATES SENATOR, Vote For 1									
	Rand PAUL	0	0.00%	0	0.00%	67	87.01%	67	87.01%
	Stephen Howard SLAUGHTER	0	0.00%	0	0.00%	5	6.49%	5	6.49%
	James R. GOULD	0	0.00%	0	0.00%	5	6.49%	5	6.49%
	Cast Votes:	0	0.00%	0	0.00%	77	100.00%	77	100.00%
	Over Votes:	0	0.00%	0	0.00%	0	0.00%	0	0.00%
	Under Votes:	0	0.00%	0	0.00%	0	0.00%	0	0.00%
PRESIDENT of the UNITED STATES, Vote For 1									
	Martin J. O'MALLEY	0	0.00%	0	0.00%	3	1.91%	3	1.91%
	Bernard "Bernie" SANDERS	0	0.00%	0	0.00%	69	43.95%	69	43.95%
	Hillary CLINTON	0	0.00%	0	0.00%	79	50.32%	79	50.32%
	Roque Rocky DE LA FUENTE	0	0.00%	0	0.00%	0	0.00%	0	0.00%
	"UNCOMMITTED"	0	0.00%	0	0.00%	6	3.82%	6	3.82%
	Cast Votes:	0	0.00%	0	0.00%	157	100.00%	157	100.00%
	Over Votes:	0	0.00%	0	0.00%	0	0.00%	0	0.00%
	Under Votes:	0	0.00%	0	0.00%	0	0.00%	0	0.00%
UNITED STATES SENATOR, Vote For 1									
	Rory HOULIHAN	0	0.00%	0	0.00%	1	0.76%	1	0.76%
	Jeff KENDER	0	0.00%	0	0.00%	11	8.33%	11	8.33%
	Ron LEACH	0	0.00%	0	0.00%	16	12.12%	16	12.12%
	Tom RECKTENWALD	0	0.00%	0	0.00%	6	4.55%	6	4.55%
	Grant T. SHORT	0	0.00%	0	0.00%	1	0.76%	1	0.76%
	Sellus WILDER	0	0.00%	0	0.00%	23	17.42%	23	17.42%
	Jim GRAY	0	0.00%	0	0.00%	74	56.06%	74	56.06%
	Cast Votes:	0	0.00%	0	0.00%	132	84.08%	132	84.08%
	Over Votes:	0	0.00%	0	0.00%	0	0.00%	0	0.00%
	Under Votes:	0	0.00%	0	0.00%	25	15.92%	25	15.92%

Precinct Report — Unofficial

PRESIDENTIAL PREFERENCE AND REGULAR PRIMARY — OFFICIAL BALLOT FOR WARREN COUNTY — May 17, 2016

05/17/2016 08:11 PM

Total Number of Voters : 15,357 of 0 = 0.00%

Precincts Reporting 89 of 89 = 100.00%

Party	Candidate	Absentee		Early		Election		Total	
Precinct D110 (Ballots Cast: 181)									
UNITED STATES SENATOR, Vote For 1									
	Rand PAUL	0	0.00%	0	0.00%	75	88.24%	75	88.24%
	Stephen Howard SLAUGHTER	0	0.00%	0	0.00%	7	8.24%	7	8.24%
	James R. GOULD	0	0.00%	0	0.00%	3	3.53%	3	3.53%
	Cast Votes:	0	0.00%	0	0.00%	85	100.00%	85	100.00%
	Over Votes:	0	0.00%	0	0.00%	0	0.00%	0	0.00%
	Under Votes:	0	0.00%	0	0.00%	0	0.00%	0	0.00%
PRESIDENT of the UNITED STATES, Vote For 1									
	Martin J. O'MALLEY	0	0.00%	0	0.00%	0	0.00%	0	0.00%
	Bernard "Bernie" SANDERS	0	0.00%	0	0.00%	46	47.92%	46	47.92%
	Hillary CLINTON	0	0.00%	0	0.00%	48	50.00%	48	50.00%
	Roque Rocky DE LA FUENTE	0	0.00%	0	0.00%	0	0.00%	0	0.00%
	"UNCOMMITTED"	0	0.00%	0	0.00%	2	2.08%	2	2.08%
	Cast Votes:	0	0.00%	0	0.00%	96	100.00%	96	100.00%
	Over Votes:	0	0.00%	0	0.00%	0	0.00%	0	0.00%
	Under Votes:	0	0.00%	0	0.00%	0	0.00%	0	0.00%
UNITED STATES SENATOR, Vote For 1									
	Rory HOULIHAN	0	0.00%	0	0.00%	0	0.00%	0	0.00%
	Jeff KENDER	0	0.00%	0	0.00%	6	7.06%	6	7.06%
	Ron LEACH	0	0.00%	0	0.00%	7	8.24%	7	8.24%
	Tom RECKTENWALD	0	0.00%	0	0.00%	6	7.06%	6	7.06%
	Grant T. SHORT	0	0.00%	0	0.00%	6	7.06%	6	7.06%
	Sellus WILDER	0	0.00%	0	0.00%	10	11.76%	10	11.76%
	Jim GRAY	0	0.00%	0	0.00%	50	58.82%	50	58.82%
	Cast Votes:	0	0.00%	0	0.00%	85	88.54%	85	88.54%
	Over Votes:	0	0.00%	0	0.00%	0	0.00%	0	0.00%
	Under Votes:	0	0.00%	0	0.00%	11	11.46%	11	11.46%

Precinct Report — Unofficial

PRESIDENTIAL PREFERENCE AND REGULAR PRIMARY — OFFICIAL BALLOT FOR WARREN COUNTY — May 17, 2016

05/17/2016 08:11 PM

Total Number of Voters : 15,357 of 0 = 0.00%

Precincts Reporting 89 of 89 = 100.00%

Party	Candidate	Absentee		Early		Election		Total	
Precinct D111A (Ballots Cast: 134)									
UNITED STATES SENATOR, Vote For 1									
	Rand PAUL	0	0.00%	0	0.00%	34	94.44%	34	94.44%
	Stephen Howard SLAUGHTER	0	0.00%	0	0.00%	1	2.78%	1	2.78%
	James R. GOULD	0	0.00%	0	0.00%	1	2.78%	1	2.78%
	Cast Votes:	0	0.00%	0	0.00%	36	100.00%	36	100.00%
	Over Votes:	0	0.00%	0	0.00%	0	0.00%	0	0.00%
	Under Votes:	0	0.00%	0	0.00%	0	0.00%	0	0.00%
PRESIDENT of the UNITED STATES, Vote For 1									
	Martin J. O'MALLEY	0	0.00%	0	0.00%	0	0.00%	0	0.00%
	Bernard "Bernie" SANDERS	0	0.00%	0	0.00%	48	49.48%	48	49.48%
	Hillary CLINTON	0	0.00%	0	0.00%	44	45.36%	44	45.36%
	Roque Rocky DE LA FUENTE	0	0.00%	0	0.00%	3	3.09%	3	3.09%
	"UNCOMMITTED"	0	0.00%	0	0.00%	2	2.06%	2	2.06%
	Cast Votes:	0	0.00%	0	0.00%	97	98.98%	97	98.98%
	Over Votes:	0	0.00%	0	0.00%	0	0.00%	0	0.00%
	Under Votes:	0	0.00%	0	0.00%	1	1.02%	1	1.02%
UNITED STATES SENATOR, Vote For 1									
	Rory HOULIHAN	0	0.00%	0	0.00%	4	4.35%	4	4.35%
	Jeff KENDER	0	0.00%	0	0.00%	5	5.43%	5	5.43%
	Ron LEACH	0	0.00%	0	0.00%	14	15.22%	14	15.22%
	Tom RECKTENWALD	0	0.00%	0	0.00%	3	3.26%	3	3.26%
	Grant T. SHORT	0	0.00%	0	0.00%	8	8.70%	8	8.70%
	Sellus WILDER	0	0.00%	0	0.00%	26	28.26%	26	28.26%
	Jim GRAY	0	0.00%	0	0.00%	32	34.78%	32	34.78%
	Cast Votes:	0	0.00%	0	0.00%	92	93.88%	92	93.88%
	Over Votes:	0	0.00%	0	0.00%	0	0.00%	0	0.00%
	Under Votes:	0	0.00%	0	0.00%	6	6.12%	6	6.12%

Precinct Report — Unofficial

PRESIDENTIAL PREFERENCE AND REGULAR PRIMARY — OFFICIAL BALLOT FOR WARREN COUNTY — May 17, 2016

05/17/2016 08:11 PM

Total Number of Voters : 15,357 of 0 = 0.00%

Precincts Reporting 89 of 89 = 100.00%

Party	Candidate	Absentee		Early		Election		Total	
Precinct D112 (Ballots Cast: 359)									
UNITED STATES SENATOR, Vote For 1									
	Rand PAUL	0	0.00%	0	0.00%	107	89.92%	107	89.92%
	Stephen Howard SLAUGHTER	0	0.00%	0	0.00%	4	3.36%	4	3.36%
	James R. GOULD	0	0.00%	0	0.00%	8	6.72%	8	6.72%
	Cast Votes:	0	0.00%	0	0.00%	119	99.17%	119	99.17%
	Over Votes:	0	0.00%	0	0.00%	0	0.00%	0	0.00%
	Under Votes:	0	0.00%	0	0.00%	1	0.83%	1	0.83%
PRESIDENT of the UNITED STATES, Vote For 1									
	Martin J. O'MALLEY	0	0.00%	0	0.00%	6	2.55%	6	2.55%
	Bernard "Bernie" SANDERS	0	0.00%	0	0.00%	109	46.38%	109	46.38%
	Hillary CLINTON	0	0.00%	0	0.00%	114	48.51%	114	48.51%
	Roque Rocky DE LA FUENTE	0	0.00%	0	0.00%	0	0.00%	0	0.00%
	"UNCOMMITTED"	0	0.00%	0	0.00%	6	2.55%	6	2.55%
	Cast Votes:	0	0.00%	0	0.00%	235	98.33%	235	98.33%
	Over Votes:	0	0.00%	0	0.00%	0	0.00%	0	0.00%
	Under Votes:	0	0.00%	0	0.00%	4	1.67%	4	1.67%
UNITED STATES SENATOR, Vote For 1									
	Rory HOULIHAN	0	0.00%	0	0.00%	5	2.36%	5	2.36%
	Jeff KENDER	0	0.00%	0	0.00%	3	1.42%	3	1.42%
	Ron LEACH	0	0.00%	0	0.00%	18	8.49%	18	8.49%
	Tom RECKTENWALD	0	0.00%	0	0.00%	12	5.66%	12	5.66%
	Grant T. SHORT	0	0.00%	0	0.00%	2	0.94%	2	0.94%
	Sellus WILDER	0	0.00%	0	0.00%	38	17.92%	38	17.92%
	Jim GRAY	0	0.00%	0	0.00%	134	63.21%	134	63.21%
	Cast Votes:	0	0.00%	0	0.00%	212	88.70%	212	88.70%
	Over Votes:	0	0.00%	0	0.00%	0	0.00%	0	0.00%
	Under Votes:	0	0.00%	0	0.00%	27	11.30%	27	11.30%

Precinct Report — Unofficial

PRESIDENTIAL PREFERENCE AND REGULAR PRIMARY — OFFICIAL BALLOT FOR WARREN COUNTY — May 17, 2016

05/17/2016 08:11 PM

Total Number of Voters : 15,357 of 0 = 0.00%

Precincts Reporting 89 of 89 = 100.00%

Party	Candidate	Absentee		Early		Election		Total	
Precinct D113 (Ballots Cast: 157)									
UNITED STATES SENATOR, Vote For 1									
	Rand PAUL	0	0.00%	0	0.00%	32	80.00%	32	80.00%
	Stephen Howard SLAUGHTER	0	0.00%	0	0.00%	6	15.00%	6	15.00%
	James R. GOULD	0	0.00%	0	0.00%	2	5.00%	2	5.00%
	Cast Votes:	0	0.00%	0	0.00%	40	100.00%	40	100.00%
	Over Votes:	0	0.00%	0	0.00%	0	0.00%	0	0.00%
	Under Votes:	0	0.00%	0	0.00%	0	0.00%	0	0.00%
PRESIDENT of the UNITED STATES, Vote For 1									
	Martin J. O'MALLEY	0	0.00%	0	0.00%	1	0.85%	1	0.85%
	Bernard "Bernie" SANDERS	0	0.00%	0	0.00%	65	55.56%	65	55.56%
	Hillary CLINTON	0	0.00%	0	0.00%	49	41.88%	49	41.88%
	Roque Rocky DE LA FUENTE	0	0.00%	0	0.00%	0	0.00%	0	0.00%
	"UNCOMMITTED"	0	0.00%	0	0.00%	2	1.71%	2	1.71%
	Cast Votes:	0	0.00%	0	0.00%	117	100.00%	117	100.00%
	Over Votes:	0	0.00%	0	0.00%	0	0.00%	0	0.00%
	Under Votes:	0	0.00%	0	0.00%	0	0.00%	0	0.00%
UNITED STATES SENATOR, Vote For 1									
	Rory HOULIHAN	0	0.00%	0	0.00%	5	4.81%	5	4.81%
	Jeff KENDER	0	0.00%	0	0.00%	5	4.81%	5	4.81%
	Ron LEACH	0	0.00%	0	0.00%	14	13.46%	14	13.46%
	Tom RECKTENWALD	0	0.00%	0	0.00%	4	3.85%	4	3.85%
	Grant T. SHORT	0	0.00%	0	0.00%	5	4.81%	5	4.81%
	Sellus WILDER	0	0.00%	0	0.00%	28	26.92%	28	26.92%
	Jim GRAY	0	0.00%	0	0.00%	43	41.35%	43	41.35%
	Cast Votes:	0	0.00%	0	0.00%	104	88.89%	104	88.89%
	Over Votes:	0	0.00%	0	0.00%	0	0.00%	0	0.00%
	Under Votes:	0	0.00%	0	0.00%	13	11.11%	13	11.11%

Precinct Report — Unofficial

PRESIDENTIAL PREFERENCE AND REGULAR PRIMARY — OFFICIAL BALLOT FOR WARREN COUNTY — May 17, 2016

05/17/2016 08:11 PM

Total Number of Voters : 15,357 of 0 = 0.00%

Precincts Reporting 89 of 89 = 100.00%

Party	Candidate	Absentee		Early		Election		Total	
Precinct D114 (Ballots Cast: 124)									
UNITED STATES SENATOR, Vote For 1									
	Rand PAUL	0	0.00%	0	0.00%	16	94.12%	16	94.12%
	Stephen Howard SLAUGHTER	0	0.00%	0	0.00%	0	0.00%	0	0.00%
	James R. GOULD	0	0.00%	0	0.00%	1	5.88%	1	5.88%
	Cast Votes:	0	0.00%	0	0.00%	17	100.00%	17	100.00%
	Over Votes:	0	0.00%	0	0.00%	0	0.00%	0	0.00%
	Under Votes:	0	0.00%	0	0.00%	0	0.00%	0	0.00%
PRESIDENT of the UNITED STATES, Vote For 1									
	Martin J. O'MALLEY	0	0.00%	0	0.00%	0	0.00%	0	0.00%
	Bernard "Bernie" SANDERS	0	0.00%	0	0.00%	61	57.01%	61	57.01%
	Hillary CLINTON	0	0.00%	0	0.00%	42	39.25%	42	39.25%
	Roque Rocky DE LA FUENTE	0	0.00%	0	0.00%	0	0.00%	0	0.00%
	"UNCOMMITTED"	0	0.00%	0	0.00%	4	3.74%	4	3.74%
	Cast Votes:	0	0.00%	0	0.00%	107	100.00%	107	100.00%
	Over Votes:	0	0.00%	0	0.00%	0	0.00%	0	0.00%
	Under Votes:	0	0.00%	0	0.00%	0	0.00%	0	0.00%
UNITED STATES SENATOR, Vote For 1									
	Rory HOULIHAN	0	0.00%	0	0.00%	2	2.08%	2	2.08%
	Jeff KENDER	0	0.00%	0	0.00%	6	6.25%	6	6.25%
	Ron LEACH	0	0.00%	0	0.00%	19	19.79%	19	19.79%
	Tom RECKTENWALD	0	0.00%	0	0.00%	2	2.08%	2	2.08%
	Grant T. SHORT	0	0.00%	0	0.00%	8	8.33%	8	8.33%
	Sellus WILDER	0	0.00%	0	0.00%	18	18.75%	18	18.75%
	Jim GRAY	0	0.00%	0	0.00%	41	42.71%	41	42.71%
	Cast Votes:	0	0.00%	0	0.00%	96	89.72%	96	89.72%
	Over Votes:	0	0.00%	0	0.00%	0	0.00%	0	0.00%
	Under Votes:	0	0.00%	0	0.00%	11	10.28%	11	10.28%

Precinct Report — Unofficial

PRESIDENTIAL PREFERENCE AND REGULAR PRIMARY — OFFICIAL BALLOT FOR WARREN COUNTY — May 17, 2016

05/17/2016 08:11 PM

Total Number of Voters : 15,357 of 0 = 0.00%

Precincts Reporting 89 of 89 = 100.00%

Party	Candidate	Absentee		Early		Election		Total	
Precinct D116 (Ballots Cast: 2)									
UNITED STATES SENATOR, Vote For 1									
	Rand PAUL	0	0.00%	0	0.00%	0	0.00%	0	0.00%
	Stephen Howard SLAUGHTER	0	0.00%	0	0.00%	0	0.00%	0	0.00%
	James R. GOULD	0	0.00%	0	0.00%	0	0.00%	0	0.00%
	Cast Votes:	0	0.00%	0	0.00%	0	0.00%	0	0.00%
	Over Votes:	0	0.00%	0	0.00%	0	0.00%	0	0.00%
	Under Votes:	0	0.00%	0	0.00%	0	0.00%	0	0.00%
PRESIDENT of the UNITED STATES, Vote For 1									
	Martin J. O'MALLEY	0	0.00%	0	0.00%	0	0.00%	0	0.00%
	Bernard "Bernie" SANDERS	0	0.00%	0	0.00%	2	100.00%	2	100.00%
	Hillary CLINTON	0	0.00%	0	0.00%	0	0.00%	0	0.00%
	Roque Rocky DE LA FUENTE	0	0.00%	0	0.00%	0	0.00%	0	0.00%
	"UNCOMMITTED"	0	0.00%	0	0.00%	0	0.00%	0	0.00%
	Cast Votes:	0	0.00%	0	0.00%	2	100.00%	2	100.00%
	Over Votes:	0	0.00%	0	0.00%	0	0.00%	0	0.00%
	Under Votes:	0	0.00%	0	0.00%	0	0.00%	0	0.00%
UNITED STATES SENATOR, Vote For 1									
	Rory HOULIHAN	0	0.00%	0	0.00%	0	0.00%	0	0.00%
	Jeff KENDER	0	0.00%	0	0.00%	0	0.00%	0	0.00%
	Ron LEACH	0	0.00%	0	0.00%	0	0.00%	0	0.00%
	Tom RECKTENWALD	0	0.00%	0	0.00%	1	50.00%	1	50.00%
	Grant T. SHORT	0	0.00%	0	0.00%	0	0.00%	0	0.00%
	Sellus WILDER	0	0.00%	0	0.00%	1	50.00%	1	50.00%
	Jim GRAY	0	0.00%	0	0.00%	0	0.00%	0	0.00%
	Cast Votes:	0	0.00%	0	0.00%	2	100.00%	2	100.00%
	Over Votes:	0	0.00%	0	0.00%	0	0.00%	0	0.00%
	Under Votes:	0	0.00%	0	0.00%	0	0.00%	0	0.00%

Total Number of Voters : 15,357 of 0 = 0.00%

Precincts Reporting 89 of 89 = 100.00%

Party	Candidate	Absentee		Early		Election		Total	
Precinct E101 (Ballots Cast: 238)									
UNITED STATES SENATOR, Vote For 1									
	Rand PAUL	0	0.00%	0	0.00%	55	88.71%	55	88.71%
	Stephen Howard SLAUGHTER	0	0.00%	0	0.00%	4	6.45%	4	6.45%
	James R. GOULD	0	0.00%	0	0.00%	3	4.84%	3	4.84%
	Cast Votes:	0	0.00%	0	0.00%	62	100.00%	62	100.00%
	Over Votes:	0	0.00%	0	0.00%	0	0.00%	0	0.00%
	Under Votes:	0	0.00%	0	0.00%	0	0.00%	0	0.00%
PRESIDENT of the UNITED STATES, Vote For 1									
	Martin J. O'MALLEY	0	0.00%	0	0.00%	2	1.14%	2	1.14%
	Bernard "Bernie" SANDERS	0	0.00%	0	0.00%	72	41.14%	72	41.14%
	Hillary CLINTON	0	0.00%	0	0.00%	97	55.43%	97	55.43%
	Roque Rocky DE LA FUENTE	0	0.00%	0	0.00%	1	0.57%	1	0.57%
	"UNCOMMITTED"	0	0.00%	0	0.00%	3	1.71%	3	1.71%
	Cast Votes:	0	0.00%	0	0.00%	175	99.43%	175	99.43%
	Over Votes:	0	0.00%	0	0.00%	0	0.00%	0	0.00%
	Under Votes:	0	0.00%	0	0.00%	1	0.57%	1	0.57%
UNITED STATES SENATOR, Vote For 1									
	Rory HOULIHAN	0	0.00%	0	0.00%	10	6.49%	10	6.49%
	Jeff KENDER	0	0.00%	0	0.00%	7	4.55%	7	4.55%
	Ron LEACH	0	0.00%	0	0.00%	24	15.58%	24	15.58%
	Tom RECKTENWALD	0	0.00%	0	0.00%	2	1.30%	2	1.30%
	Grant T. SHORT	0	0.00%	0	0.00%	5	3.25%	5	3.25%
	Sellus WILDER	0	0.00%	0	0.00%	23	14.94%	23	14.94%
	Jim GRAY	0	0.00%	0	0.00%	83	53.90%	83	53.90%
	Cast Votes:	0	0.00%	0	0.00%	154	87.50%	154	87.50%
	Over Votes:	0	0.00%	0	0.00%	0	0.00%	0	0.00%
	Under Votes:	0	0.00%	0	0.00%	22	12.50%	22	12.50%

Precinct Report — Unofficial

PRESIDENTIAL PREFERENCE AND REGULAR PRIMARY — OFFICIAL BALLOT FOR WARREN COUNTY — May 17, 2016

05/17/2016 08:11 PM

Total Number of Voters : 15,357 of 0 = 0.00%

Precincts Reporting 89 of 89 = 100.00%

Party	Candidate	Absentee		Early		Election		Total	
Precinct E102 (Ballots Cast: 277)									
UNITED STATES SENATOR, Vote For 1									
	Rand PAUL	0	0.00%	0	0.00%	51	76.12%	51	76.12%
	Stephen Howard SLAUGHTER	0	0.00%	0	0.00%	8	11.94%	8	11.94%
	James R. GOULD	0	0.00%	0	0.00%	8	11.94%	8	11.94%
	Cast Votes:	0	0.00%	0	0.00%	67	100.00%	67	100.00%
	Over Votes:	0	0.00%	0	0.00%	0	0.00%	0	0.00%
	Under Votes:	0	0.00%	0	0.00%	0	0.00%	0	0.00%
PRESIDENT of the UNITED STATES, Vote For 1									
	Martin J. O'MALLEY	0	0.00%	0	0.00%	5	2.40%	5	2.40%
	Bernard "Bernie" SANDERS	0	0.00%	0	0.00%	132	63.46%	132	63.46%
	Hillary CLINTON	0	0.00%	0	0.00%	62	29.81%	62	29.81%
	Roque Rocky DE LA FUENTE	0	0.00%	0	0.00%	0	0.00%	0	0.00%
	"UNCOMMITTED"	0	0.00%	0	0.00%	9	4.33%	9	4.33%
	Cast Votes:	0	0.00%	0	0.00%	208	99.05%	208	99.05%
	Over Votes:	0	0.00%	0	0.00%	0	0.00%	0	0.00%
	Under Votes:	0	0.00%	0	0.00%	2	0.95%	2	0.95%
UNITED STATES SENATOR, Vote For 1									
	Rory HOULIHAN	0	0.00%	0	0.00%	8	4.35%	8	4.35%
	Jeff KENDER	0	0.00%	0	0.00%	6	3.26%	6	3.26%
	Ron LEACH	0	0.00%	0	0.00%	25	13.59%	25	13.59%
	Tom RECKTENWALD	0	0.00%	0	0.00%	3	1.63%	3	1.63%
	Grant T. SHORT	0	0.00%	0	0.00%	4	2.17%	4	2.17%
	Sellus WILDER	0	0.00%	0	0.00%	20	10.87%	20	10.87%
	Jim GRAY	0	0.00%	0	0.00%	118	64.13%	118	64.13%
	Cast Votes:	0	0.00%	0	0.00%	184	87.62%	184	87.62%
	Over Votes:	0	0.00%	0	0.00%	0	0.00%	0	0.00%
	Under Votes:	0	0.00%	0	0.00%	26	12.38%	26	12.38%

Precinct Report — Unofficial

PRESIDENTIAL PREFERENCE AND REGULAR PRIMARY — OFFICIAL BALLOT FOR WARREN COUNTY — May 17, 2016

05/17/2016 08:11 PM

Total Number of Voters : 15,357 of 0 = 0.00%

Precincts Reporting 89 of 89 = 100.00%

Party	Candidate	Absentee		Early		Election		Total	
Precinct E103 (Ballots Cast: 121)									
UNITED STATES SENATOR, Vote For 1									
	Rand PAUL	0	0.00%	0	0.00%	28	84.85%	28	84.85%
	Stephen Howard SLAUGHTER	0	0.00%	0	0.00%	2	6.06%	2	6.06%
	James R. GOULD	0	0.00%	0	0.00%	3	9.09%	3	9.09%
	Cast Votes:	0	0.00%	0	0.00%	33	100.00%	33	100.00%
	Over Votes:	0	0.00%	0	0.00%	0	0.00%	0	0.00%
	Under Votes:	0	0.00%	0	0.00%	0	0.00%	0	0.00%
PRESIDENT of the UNITED STATES, Vote For 1									
	Martin J. O'MALLEY	0	0.00%	0	0.00%	2	2.27%	2	2.27%
	Bernard "Bernie" SANDERS	0	0.00%	0	0.00%	45	51.14%	45	51.14%
	Hillary CLINTON	0	0.00%	0	0.00%	35	39.77%	35	39.77%
	Roque Rocky DE LA FUENTE	0	0.00%	0	0.00%	0	0.00%	0	0.00%
	"UNCOMMITTED"	0	0.00%	0	0.00%	6	6.82%	6	6.82%
	Cast Votes:	0	0.00%	0	0.00%	88	100.00%	88	100.00%
	Over Votes:	0	0.00%	0	0.00%	0	0.00%	0	0.00%
	Under Votes:	0	0.00%	0	0.00%	0	0.00%	0	0.00%
UNITED STATES SENATOR, Vote For 1									
	Rory HOULIHAN	0	0.00%	0	0.00%	3	3.70%	3	3.70%
	Jeff KENDER	0	0.00%	0	0.00%	7	8.64%	7	8.64%
	Ron LEACH	0	0.00%	0	0.00%	7	8.64%	7	8.64%
	Tom RECKTENWALD	0	0.00%	0	0.00%	2	2.47%	2	2.47%
	Grant T. SHORT	0	0.00%	0	0.00%	2	2.47%	2	2.47%
	Sellus WILDER	0	0.00%	0	0.00%	17	20.99%	17	20.99%
	Jim GRAY	0	0.00%	0	0.00%	43	53.09%	43	53.09%
	Cast Votes:	0	0.00%	0	0.00%	81	92.05%	81	92.05%
	Over Votes:	0	0.00%	0	0.00%	0	0.00%	0	0.00%
	Under Votes:	0	0.00%	0	0.00%	7	7.95%	7	7.95%

Precinct Report — Unofficial

PRESIDENTIAL PREFERENCE AND REGULAR PRIMARY — OFFICIAL BALLOT FOR WARREN COUNTY — May 17, 2016

05/17/2016 08:11 PM

Total Number of Voters : 15,357 of 0 = 0.00%

Precincts Reporting 89 of 89 = 100.00%

Party	Candidate	Absentee		Early		Election		Total	
Precinct E104 (Ballots Cast: 128)									
UNITED STATES SENATOR, Vote For 1									
	Rand PAUL	0	0.00%	0	0.00%	52	94.55%	52	94.55%
	Stephen Howard SLAUGHTER	0	0.00%	0	0.00%	2	3.64%	2	3.64%
	James R. GOULD	0	0.00%	0	0.00%	1	1.82%	1	1.82%
	Cast Votes:	0	0.00%	0	0.00%	55	98.21%	55	98.21%
	Over Votes:	0	0.00%	0	0.00%	1	1.79%	1	1.79%
	Under Votes:	0	0.00%	0	0.00%	0	0.00%	0	0.00%
PRESIDENT of the UNITED STATES, Vote For 1									
	Martin J. O'MALLEY	0	0.00%	0	0.00%	2	2.78%	2	2.78%
	Bernard "Bernie" SANDERS	0	0.00%	0	0.00%	39	54.17%	39	54.17%
	Hillary CLINTON	0	0.00%	0	0.00%	27	37.50%	27	37.50%
	Roque Rocky DE LA FUENTE	0	0.00%	0	0.00%	0	0.00%	0	0.00%
	"UNCOMMITTED"	0	0.00%	0	0.00%	4	5.56%	4	5.56%
	Cast Votes:	0	0.00%	0	0.00%	72	100.00%	72	100.00%
	Over Votes:	0	0.00%	0	0.00%	0	0.00%	0	0.00%
	Under Votes:	0	0.00%	0	0.00%	0	0.00%	0	0.00%
UNITED STATES SENATOR, Vote For 1									
	Rory HOULIHAN	0	0.00%	0	0.00%	3	4.41%	3	4.41%
	Jeff KENDER	0	0.00%	0	0.00%	3	4.41%	3	4.41%
	Ron LEACH	0	0.00%	0	0.00%	8	11.76%	8	11.76%
	Tom RECKTENWALD	0	0.00%	0	0.00%	1	1.47%	1	1.47%
	Grant T. SHORT	0	0.00%	0	0.00%	0	0.00%	0	0.00%
	Sellus WILDER	0	0.00%	0	0.00%	16	23.53%	16	23.53%
	Jim GRAY	0	0.00%	0	0.00%	37	54.41%	37	54.41%
	Cast Votes:	0	0.00%	0	0.00%	68	94.44%	68	94.44%
	Over Votes:	0	0.00%	0	0.00%	0	0.00%	0	0.00%
	Under Votes:	0	0.00%	0	0.00%	4	5.56%	4	5.56%

Precinct Report — Unofficial

PRESIDENTIAL PREFERENCE AND REGULAR PRIMARY — OFFICIAL BALLOT FOR WARREN COUNTY — May 17, 2016

05/17/2016 08:11 PM

Total Number of Voters : 15,357 of 0 = 0.00%

Precincts Reporting 89 of 89 = 100.00%

Party	Candidate	Absentee		Early		Election		Total	
Precinct E105 (Ballots Cast: 128)									
UNITED STATES SENATOR, Vote For 1									
	Rand PAUL	0	0.00%	0	0.00%	26	83.87%	26	83.87%
	Stephen Howard SLAUGHTER	0	0.00%	0	0.00%	2	6.45%	2	6.45%
	James R. GOULD	0	0.00%	0	0.00%	3	9.68%	3	9.68%
	Cast Votes:	0	0.00%	0	0.00%	31	100.00%	31	100.00%
	Over Votes:	0	0.00%	0	0.00%	0	0.00%	0	0.00%
	Under Votes:	0	0.00%	0	0.00%	0	0.00%	0	0.00%
PRESIDENT of the UNITED STATES, Vote For 1									
	Martin J. O'MALLEY	0	0.00%	0	0.00%	2	2.08%	2	2.08%
	Bernard "Bernie" SANDERS	0	0.00%	0	0.00%	46	47.92%	46	47.92%
	Hillary CLINTON	0	0.00%	0	0.00%	40	41.67%	40	41.67%
	Roque Rocky DE LA FUENTE	0	0.00%	0	0.00%	0	0.00%	0	0.00%
	"UNCOMMITTED"	0	0.00%	0	0.00%	8	8.33%	8	8.33%
	Cast Votes:	0	0.00%	0	0.00%	96	98.97%	96	98.97%
	Over Votes:	0	0.00%	0	0.00%	0	0.00%	0	0.00%
	Under Votes:	0	0.00%	0	0.00%	1	1.03%	1	1.03%
UNITED STATES SENATOR, Vote For 1									
	Rory HOULIHAN	0	0.00%	0	0.00%	5	5.68%	5	5.68%
	Jeff KENDER	0	0.00%	0	0.00%	7	7.95%	7	7.95%
	Ron LEACH	0	0.00%	0	0.00%	8	9.09%	8	9.09%
	Tom RECKTENWALD	0	0.00%	0	0.00%	2	2.27%	2	2.27%
	Grant T. SHORT	0	0.00%	0	0.00%	3	3.41%	3	3.41%
	Sellus WILDER	0	0.00%	0	0.00%	8	9.09%	8	9.09%
	Jim GRAY	0	0.00%	0	0.00%	55	62.50%	55	62.50%
	Cast Votes:	0	0.00%	0	0.00%	88	90.72%	88	90.72%
	Over Votes:	0	0.00%	0	0.00%	0	0.00%	0	0.00%
	Under Votes:	0	0.00%	0	0.00%	9	9.28%	9	9.28%

Precinct Report — Unofficial

PRESIDENTIAL PREFERENCE AND REGULAR PRIMARY — OFFICIAL BALLOT FOR WARREN COUNTY — May 17, 2016

05/17/2016 08:11 PM

Total Number of Voters : 15,357 of 0 = 0.00%

Precincts Reporting 89 of 89 = 100.00%

Party	Candidate	Absentee		Early		Election		Total	
Precinct E106 (Ballots Cast: 306)									
UNITED STATES SENATOR, Vote For 1									
	Rand PAUL	0	0.00%	0	0.00%	101	87.07%	101	87.07%
	Stephen Howard SLAUGHTER	0	0.00%	0	0.00%	5	4.31%	5	4.31%
	James R. GOULD	0	0.00%	0	0.00%	10	8.62%	10	8.62%
	Cast Votes:	0	0.00%	0	0.00%	116	100.00%	116	100.00%
	Over Votes:	0	0.00%	0	0.00%	0	0.00%	0	0.00%
	Under Votes:	0	0.00%	0	0.00%	0	0.00%	0	0.00%
PRESIDENT of the UNITED STATES, Vote For 1									
	Martin J. O'MALLEY	0	0.00%	0	0.00%	4	2.12%	4	2.12%
	Bernard "Bernie" SANDERS	0	0.00%	0	0.00%	103	54.50%	103	54.50%
	Hillary CLINTON	0	0.00%	0	0.00%	70	37.04%	70	37.04%
	Roque Rocky DE LA FUENTE	0	0.00%	0	0.00%	3	1.59%	3	1.59%
	"UNCOMMITTED"	0	0.00%	0	0.00%	9	4.76%	9	4.76%
	Cast Votes:	0	0.00%	0	0.00%	189	99.47%	189	99.47%
	Over Votes:	0	0.00%	0	0.00%	0	0.00%	0	0.00%
	Under Votes:	0	0.00%	0	0.00%	1	0.53%	1	0.53%
UNITED STATES SENATOR, Vote For 1									
	Rory HOULIHAN	0	0.00%	0	0.00%	4	2.33%	4	2.33%
	Jeff KENDER	0	0.00%	0	0.00%	12	6.98%	12	6.98%
	Ron LEACH	0	0.00%	0	0.00%	22	12.79%	22	12.79%
	Tom RECKTENWALD	0	0.00%	0	0.00%	4	2.33%	4	2.33%
	Grant T. SHORT	0	0.00%	0	0.00%	4	2.33%	4	2.33%
	Sellus WILDER	0	0.00%	0	0.00%	30	17.44%	30	17.44%
	Jim GRAY	0	0.00%	0	0.00%	96	55.81%	96	55.81%
	Cast Votes:	0	0.00%	0	0.00%	172	90.53%	172	90.53%
	Over Votes:	0	0.00%	0	0.00%	0	0.00%	0	0.00%
	Under Votes:	0	0.00%	0	0.00%	18	9.47%	18	9.47%
STATE REPRESENTATIVE 16th Representative District, Vote For 1									
	Ami L. BROOKS	0	0.00%	0	0.00%	40	34.48%	40	34.48%
	Jason PETRIE	0	0.00%	0	0.00%	76	65.52%	76	65.52%
	Cast Votes:	0	0.00%	0	0.00%	116	100.00%	116	100.00%
	Over Votes:	0	0.00%	0	0.00%	0	0.00%	0	0.00%
	Under Votes:	0	0.00%	0	0.00%	0	0.00%	0	0.00%

Precinct Report — Unofficial

PRESIDENTIAL PREFERENCE AND REGULAR PRIMARY — OFFICIAL BALLOT FOR WARREN COUNTY — May 17, 2016

05/17/2016 08:11 PM

Total Number of Voters : 15,357 of 0 = 0.00%

Precincts Reporting 89 of 89 = 100.00%

Party	Candidate	Absentee		Early		Election		Total	
Precinct E107 (Ballots Cast: 255)									
UNITED STATES SENATOR, Vote For 1									
	Rand PAUL	0	0.00%	0	0.00%	47	78.33%	47	78.33%
	Stephen Howard SLAUGHTER	0	0.00%	0	0.00%	9	15.00%	9	15.00%
	James R. GOULD	0	0.00%	0	0.00%	4	6.67%	4	6.67%
	Cast Votes:	0	0.00%	0	0.00%	60	100.00%	60	100.00%
	Over Votes:	0	0.00%	0	0.00%	0	0.00%	0	0.00%
	Under Votes:	0	0.00%	0	0.00%	0	0.00%	0	0.00%
PRESIDENT of the UNITED STATES, Vote For 1									
	Martin J. O'MALLEY	0	0.00%	0	0.00%	3	1.58%	3	1.58%
	Bernard "Bernie" SANDERS	0	0.00%	0	0.00%	110	57.89%	110	57.89%
	Hillary CLINTON	0	0.00%	0	0.00%	71	37.37%	71	37.37%
	Roque Rocky DE LA FUENTE	0	0.00%	0	0.00%	1	0.53%	1	0.53%
	"UNCOMMITTED"	0	0.00%	0	0.00%	5	2.63%	5	2.63%
	Cast Votes:	0	0.00%	0	0.00%	190	97.44%	190	97.44%
	Over Votes:	0	0.00%	0	0.00%	0	0.00%	0	0.00%
	Under Votes:	0	0.00%	0	0.00%	5	2.56%	5	2.56%
UNITED STATES SENATOR, Vote For 1									
	Rory HOULIHAN	0	0.00%	0	0.00%	4	2.21%	4	2.21%
	Jeff KENDER	0	0.00%	0	0.00%	4	2.21%	4	2.21%
	Ron LEACH	0	0.00%	0	0.00%	19	10.50%	19	10.50%
	Tom RECKTENWALD	0	0.00%	0	0.00%	3	1.66%	3	1.66%
	Grant T. SHORT	0	0.00%	0	0.00%	11	6.08%	11	6.08%
	Sellus WILDER	0	0.00%	0	0.00%	43	23.76%	43	23.76%
	Jim GRAY	0	0.00%	0	0.00%	97	53.59%	97	53.59%
	Cast Votes:	0	0.00%	0	0.00%	181	92.82%	181	92.82%
	Over Votes:	0	0.00%	0	0.00%	0	0.00%	0	0.00%
	Under Votes:	0	0.00%	0	0.00%	14	7.18%	14	7.18%

Party	Candidate	Absentee		Early		Election		Total	
Precinct E108 (Ballots Cast: 193)									
UNITED STATES SENATOR, Vote For 1									
	Rand PAUL	0	0.00%	0	0.00%	42	76.36%	42	76.36%
	Stephen Howard SLAUGHTER	0	0.00%	0	0.00%	6	10.91%	6	10.91%
	James R. GOULD	0	0.00%	0	0.00%	7	12.73%	7	12.73%
	Cast Votes:	0	0.00%	0	0.00%	55	100.00%	55	100.00%
	Over Votes:	0	0.00%	0	0.00%	0	0.00%	0	0.00%
	Under Votes:	0	0.00%	0	0.00%	0	0.00%	0	0.00%
PRESIDENT of the UNITED STATES, Vote For 1									
	Martin J. O'MALLEY	0	0.00%	0	0.00%	1	0.72%	1	0.72%
	Bernard "Bernie" SANDERS	0	0.00%	0	0.00%	69	50.00%	69	50.00%
	Hillary CLINTON	0	0.00%	0	0.00%	55	39.86%	55	39.86%
	Roque Rocky DE LA FUENTE	0	0.00%	0	0.00%	0	0.00%	0	0.00%
	"UNCOMMITTED"	0	0.00%	0	0.00%	13	9.42%	13	9.42%
	Cast Votes:	0	0.00%	0	0.00%	138	100.00%	138	100.00%
	Over Votes:	0	0.00%	0	0.00%	0	0.00%	0	0.00%
	Under Votes:	0	0.00%	0	0.00%	0	0.00%	0	0.00%
UNITED STATES SENATOR, Vote For 1									
	Rory HOULIHAN	0	0.00%	0	0.00%	1	0.81%	1	0.81%
	Jeff KENDER	0	0.00%	0	0.00%	7	5.65%	7	5.65%
	Ron LEACH	0	0.00%	0	0.00%	5	4.03%	5	4.03%
	Tom RECKTENWALD	0	0.00%	0	0.00%	2	1.61%	2	1.61%
	Grant T. SHORT	0	0.00%	0	0.00%	7	5.65%	7	5.65%
	Sellus WILDER	0	0.00%	0	0.00%	20	16.13%	20	16.13%
	Jim GRAY	0	0.00%	0	0.00%	82	66.13%	82	66.13%
	Cast Votes:	0	0.00%	0	0.00%	124	89.86%	124	89.86%
	Over Votes:	0	0.00%	0	0.00%	0	0.00%	0	0.00%
	Under Votes:	0	0.00%	0	0.00%	14	10.14%	14	10.14%

Precinct Report — Unofficial

PRESIDENTIAL PREFERENCE AND REGULAR PRIMARY — OFFICIAL BALLOT FOR WARREN COUNTY — May 17, 2016

05/17/2016 08:11 PM

Total Number of Voters : 15,357 of 0 = 0.00%

Precincts Reporting 89 of 89 = 100.00%

Party	Candidate	Absentee		Early		Election		Total	
Precinct E109 (Ballots Cast: 189)									
UNITED STATES SENATOR, Vote For 1									
	Rand PAUL	0	0.00%	0	0.00%	53	89.83%	53	89.83%
	Stephen Howard SLAUGHTER	0	0.00%	0	0.00%	3	5.08%	3	5.08%
	James R. GOULD	0	0.00%	0	0.00%	3	5.08%	3	5.08%
	Cast Votes:	0	0.00%	0	0.00%	59	100.00%	59	100.00%
	Over Votes:	0	0.00%	0	0.00%	0	0.00%	0	0.00%
	Under Votes:	0	0.00%	0	0.00%	0	0.00%	0	0.00%
PRESIDENT of the UNITED STATES, Vote For 1									
	Martin J. O'MALLEY	0	0.00%	0	0.00%	1	0.78%	1	0.78%
	Bernard "Bernie" SANDERS	0	0.00%	0	0.00%	59	45.74%	59	45.74%
	Hillary CLINTON	0	0.00%	0	0.00%	64	49.61%	64	49.61%
	Roque Rocky DE LA FUENTE	0	0.00%	0	0.00%	0	0.00%	0	0.00%
	"UNCOMMITTED"	0	0.00%	0	0.00%	5	3.88%	5	3.88%
	Cast Votes:	0	0.00%	0	0.00%	129	99.23%	129	99.23%
	Over Votes:	0	0.00%	0	0.00%	0	0.00%	0	0.00%
	Under Votes:	0	0.00%	0	0.00%	1	0.77%	1	0.77%
UNITED STATES SENATOR, Vote For 1									
	Rory HOULIHAN	0	0.00%	0	0.00%	2	1.69%	2	1.69%
	Jeff KENDER	0	0.00%	0	0.00%	4	3.39%	4	3.39%
	Ron LEACH	0	0.00%	0	0.00%	9	7.63%	9	7.63%
	Tom RECKTENWALD	0	0.00%	0	0.00%	1	0.85%	1	0.85%
	Grant T. SHORT	0	0.00%	0	0.00%	2	1.69%	2	1.69%
	Sellus WILDER	0	0.00%	0	0.00%	21	17.80%	21	17.80%
	Jim GRAY	0	0.00%	0	0.00%	79	66.95%	79	66.95%
	Cast Votes:	0	0.00%	0	0.00%	118	90.77%	118	90.77%
	Over Votes:	0	0.00%	0	0.00%	0	0.00%	0	0.00%
	Under Votes:	0	0.00%	0	0.00%	12	9.23%	12	9.23%

Precinct Report — Unofficial

PRESIDENTIAL PREFERENCE AND REGULAR PRIMARY — OFFICIAL BALLOT FOR WARREN COUNTY — May 17, 2016

05/17/2016 08:11 PM

Total Number of Voters : 15,357 of 0 = 0.00%

Precincts Reporting 89 of 89 = 100.00%

Party	Candidate	Absentee		Early		Election		Total	
Precinct E110A (Ballots Cast: 237)									
UNITED STATES SENATOR, Vote For 1									
	Rand PAUL	0	0.00%	0	0.00%	27	72.97%	27	72.97%
	Stephen Howard SLAUGHTER	0	0.00%	0	0.00%	4	10.81%	4	10.81%
	James R. GOULD	0	0.00%	0	0.00%	6	16.22%	6	16.22%
	Cast Votes:	0	0.00%	0	0.00%	37	100.00%	37	100.00%
	Over Votes:	0	0.00%	0	0.00%	0	0.00%	0	0.00%
	Under Votes:	0	0.00%	0	0.00%	0	0.00%	0	0.00%
PRESIDENT of the UNITED STATES, Vote For 1									
	Martin J. O'MALLEY	0	0.00%	0	0.00%	1	0.50%	1	0.50%
	Bernard "Bernie" SANDERS	0	0.00%	0	0.00%	92	46.00%	92	46.00%
	Hillary CLINTON	0	0.00%	0	0.00%	102	51.00%	102	51.00%
	Roque Rocky DE LA FUENTE	0	0.00%	0	0.00%	1	0.50%	1	0.50%
	"UNCOMMITTED"	0	0.00%	0	0.00%	4	2.00%	4	2.00%
	Cast Votes:	0	0.00%	0	0.00%	200	100.00%	200	100.00%
	Over Votes:	0	0.00%	0	0.00%	0	0.00%	0	0.00%
	Under Votes:	0	0.00%	0	0.00%	0	0.00%	0	0.00%
UNITED STATES SENATOR, Vote For 1									
	Rory HOULIHAN	0	0.00%	0	0.00%	6	3.28%	6	3.28%
	Jeff KENDER	0	0.00%	0	0.00%	19	10.38%	19	10.38%
	Ron LEACH	0	0.00%	0	0.00%	33	18.03%	33	18.03%
	Tom RECKTENWALD	0	0.00%	0	0.00%	5	2.73%	5	2.73%
	Grant T. SHORT	0	0.00%	0	0.00%	8	4.37%	8	4.37%
	Sellus WILDER	0	0.00%	0	0.00%	43	23.50%	43	23.50%
	Jim GRAY	0	0.00%	0	0.00%	69	37.70%	69	37.70%
	Cast Votes:	0	0.00%	0	0.00%	183	91.50%	183	91.50%
	Over Votes:	0	0.00%	0	0.00%	0	0.00%	0	0.00%
	Under Votes:	0	0.00%	0	0.00%	17	8.50%	17	8.50%

Precinct Report — Unofficial

PRESIDENTIAL PREFERENCE AND REGULAR PRIMARY — OFFICIAL BALLOT FOR WARREN COUNTY — May 17, 2016

05/17/2016 08:11 PM

Total Number of Voters : 15,357 of 0 = 0.00%

Precincts Reporting 89 of 89 = 100.00%

Party	Candidate	Absentee		Early		Election		Total	
Precinct E111A (Ballots Cast: 126)									
UNITED STATES SENATOR, Vote For 1									
	Rand PAUL	0	0.00%	0	0.00%	11	78.57%	11	78.57%
	Stephen Howard SLAUGHTER	0	0.00%	0	0.00%	2	14.29%	2	14.29%
	James R. GOULD	0	0.00%	0	0.00%	1	7.14%	1	7.14%
	Cast Votes:	0	0.00%	0	0.00%	14	100.00%	14	100.00%
	Over Votes:	0	0.00%	0	0.00%	0	0.00%	0	0.00%
	Under Votes:	0	0.00%	0	0.00%	0	0.00%	0	0.00%
PRESIDENT of the UNITED STATES, Vote For 1									
	Martin J. O'MALLEY	0	0.00%	0	0.00%	0	0.00%	0	0.00%
	Bernard "Bernie" SANDERS	0	0.00%	0	0.00%	53	47.32%	53	47.32%
	Hillary CLINTON	0	0.00%	0	0.00%	57	50.89%	57	50.89%
	Roque Rocky DE LA FUENTE	0	0.00%	0	0.00%	0	0.00%	0	0.00%
	"UNCOMMITTED"	0	0.00%	0	0.00%	2	1.79%	2	1.79%
	Cast Votes:	0	0.00%	0	0.00%	112	100.00%	112	100.00%
	Over Votes:	0	0.00%	0	0.00%	0	0.00%	0	0.00%
	Under Votes:	0	0.00%	0	0.00%	0	0.00%	0	0.00%
UNITED STATES SENATOR, Vote For 1									
	Rory HOULIHAN	0	0.00%	0	0.00%	4	3.85%	4	3.85%
	Jeff KENDER	0	0.00%	0	0.00%	6	5.77%	6	5.77%
	Ron LEACH	0	0.00%	0	0.00%	19	18.27%	19	18.27%
	Tom RECKTENWALD	0	0.00%	0	0.00%	2	1.92%	2	1.92%
	Grant T. SHORT	0	0.00%	0	0.00%	8	7.69%	8	7.69%
	Sellus WILDER	0	0.00%	0	0.00%	18	17.31%	18	17.31%
	Jim GRAY	0	0.00%	0	0.00%	47	45.19%	47	45.19%
	Cast Votes:	0	0.00%	0	0.00%	104	92.86%	104	92.86%
	Over Votes:	0	0.00%	0	0.00%	0	0.00%	0	0.00%
	Under Votes:	0	0.00%	0	0.00%	8	7.14%	8	7.14%

Total Number of Voters : 15,357 of 0 = 0.00%

Precincts Reporting 89 of 89 = 100.00%

Party	Candidate	Absentee		Early		Election		Total	
Precinct E112A (Ballots Cast: 116)									
UNITED STATES SENATOR, Vote For 1									
	Rand PAUL	0	0.00%	0	0.00%	16	80.00%	16	80.00%
	Stephen Howard SLAUGHTER	0	0.00%	0	0.00%	1	5.00%	1	5.00%
	James R. GOULD	0	0.00%	0	0.00%	3	15.00%	3	15.00%
	Cast Votes:	0	0.00%	0	0.00%	20	100.00%	20	100.00%
	Over Votes:	0	0.00%	0	0.00%	0	0.00%	0	0.00%
	Under Votes:	0	0.00%	0	0.00%	0	0.00%	0	0.00%
PRESIDENT of the UNITED STATES, Vote For 1									
	Martin J. O'MALLEY	0	0.00%	0	0.00%	2	2.08%	2	2.08%
	Bernard "Bernie" SANDERS	0	0.00%	0	0.00%	53	55.21%	53	55.21%
	Hillary CLINTON	0	0.00%	0	0.00%	40	41.67%	40	41.67%
	Roque Rocky DE LA FUENTE	0	0.00%	0	0.00%	0	0.00%	0	0.00%
	"UNCOMMITTED"	0	0.00%	0	0.00%	1	1.04%	1	1.04%
	Cast Votes:	0	0.00%	0	0.00%	96	100.00%	96	100.00%
	Over Votes:	0	0.00%	0	0.00%	0	0.00%	0	0.00%
	Under Votes:	0	0.00%	0	0.00%	0	0.00%	0	0.00%
UNITED STATES SENATOR, Vote For 1									
	Rory HOULIHAN	0	0.00%	0	0.00%	4	4.65%	4	4.65%
	Jeff KENDER	0	0.00%	0	0.00%	8	9.30%	8	9.30%
	Ron LEACH	0	0.00%	0	0.00%	12	13.95%	12	13.95%
	Tom RECKTENWALD	0	0.00%	0	0.00%	5	5.81%	5	5.81%
	Grant T. SHORT	0	0.00%	0	0.00%	2	2.33%	2	2.33%
	Sellus WILDER	0	0.00%	0	0.00%	29	33.72%	29	33.72%
	Jim GRAY	0	0.00%	0	0.00%	26	30.23%	26	30.23%
	Cast Votes:	0	0.00%	0	0.00%	86	89.58%	86	89.58%
	Over Votes:	0	0.00%	0	0.00%	0	0.00%	0	0.00%
	Under Votes:	0	0.00%	0	0.00%	10	10.42%	10	10.42%

Precinct Report — Unofficial

PRESIDENTIAL PREFERENCE AND REGULAR PRIMARY — OFFICIAL BALLOT FOR WARREN COUNTY — May 17, 2016

05/17/2016 08:11 PM

Total Number of Voters : 15,357 of 0 = 0.00%

Precincts Reporting 89 of 89 = 100.00%

Party	Candidate	Absentee		Early		Election		Total	
Precinct F101B (Ballots Cast: 171)									
UNITED STATES SENATOR, Vote For 1									
	Rand PAUL	0	0.00%	0	0.00%	32	91.43%	32	91.43%
	Stephen Howard SLAUGHTER	0	0.00%	0	0.00%	2	5.71%	2	5.71%
	James R. GOULD	0	0.00%	0	0.00%	1	2.86%	1	2.86%
	Cast Votes:	0	0.00%	0	0.00%	35	100.00%	35	100.00%
	Over Votes:	0	0.00%	0	0.00%	0	0.00%	0	0.00%
	Under Votes:	0	0.00%	0	0.00%	0	0.00%	0	0.00%
PRESIDENT of the UNITED STATES, Vote For 1									
	Martin J. O'MALLEY	0	0.00%	0	0.00%	4	2.96%	4	2.96%
	Bernard "Bernie" SANDERS	0	0.00%	0	0.00%	59	43.70%	59	43.70%
	Hillary CLINTON	0	0.00%	0	0.00%	55	40.74%	55	40.74%
	Roque Rocky DE LA FUENTE	0	0.00%	0	0.00%	0	0.00%	0	0.00%
	"UNCOMMITTED"	0	0.00%	0	0.00%	17	12.59%	17	12.59%
	Cast Votes:	0	0.00%	0	0.00%	135	99.26%	135	99.26%
	Over Votes:	0	0.00%	0	0.00%	0	0.00%	0	0.00%
	Under Votes:	0	0.00%	0	0.00%	1	0.74%	1	0.74%
UNITED STATES SENATOR, Vote For 1									
	Rory HOULIHAN	0	0.00%	0	0.00%	3	2.52%	3	2.52%
	Jeff KENDER	0	0.00%	0	0.00%	5	4.20%	5	4.20%
	Ron LEACH	0	0.00%	0	0.00%	18	15.13%	18	15.13%
	Tom RECKTENWALD	0	0.00%	0	0.00%	7	5.88%	7	5.88%
	Grant T. SHORT	0	0.00%	0	0.00%	3	2.52%	3	2.52%
	Sellus WILDER	0	0.00%	0	0.00%	17	14.29%	17	14.29%
	Jim GRAY	0	0.00%	0	0.00%	66	55.46%	66	55.46%
	Cast Votes:	0	0.00%	0	0.00%	119	87.50%	119	87.50%
	Over Votes:	0	0.00%	0	0.00%	0	0.00%	0	0.00%
	Under Votes:	0	0.00%	0	0.00%	17	12.50%	17	12.50%

Precinct Report — Unofficial

PRESIDENTIAL PREFERENCE AND REGULAR PRIMARY — OFFICIAL BALLOT FOR WARREN COUNTY — May 17, 2016

05/17/2016 08:11 PM

Total Number of Voters : 15,357 of 0 = 0.00%

Precincts Reporting 89 of 89 = 100.00%

Party	Candidate	Absentee		Early		Election		Total	
Precinct F102 (Ballots Cast: 293)									
UNITED STATES SENATOR, Vote For 1									
	Rand PAUL	0	0.00%	0	0.00%	115	93.50%	115	93.50%
	Stephen Howard SLAUGHTER	0	0.00%	0	0.00%	5	4.07%	5	4.07%
	James R. GOULD	0	0.00%	0	0.00%	3	2.44%	3	2.44%
	Cast Votes:	0	0.00%	0	0.00%	123	99.19%	123	99.19%
	Over Votes:	0	0.00%	0	0.00%	0	0.00%	0	0.00%
	Under Votes:	0	0.00%	0	0.00%	1	0.81%	1	0.81%
PRESIDENT of the UNITED STATES, Vote For 1									
	Martin J. O'MALLEY	0	0.00%	0	0.00%	5	2.98%	5	2.98%
	Bernard "Bernie" SANDERS	0	0.00%	0	0.00%	87	51.79%	87	51.79%
	Hillary CLINTON	0	0.00%	0	0.00%	63	37.50%	63	37.50%
	Roque Rocky DE LA FUENTE	0	0.00%	0	0.00%	1	0.60%	1	0.60%
	"UNCOMMITTED"	0	0.00%	0	0.00%	12	7.14%	12	7.14%
	Cast Votes:	0	0.00%	0	0.00%	168	99.41%	168	99.41%
	Over Votes:	0	0.00%	0	0.00%	0	0.00%	0	0.00%
	Under Votes:	0	0.00%	0	0.00%	1	0.59%	1	0.59%
UNITED STATES SENATOR, Vote For 1									
	Rory HOULIHAN	0	0.00%	0	0.00%	3	2.00%	3	2.00%
	Jeff KENDER	0	0.00%	0	0.00%	9	6.00%	9	6.00%
	Ron LEACH	0	0.00%	0	0.00%	10	6.67%	10	6.67%
	Tom RECKTENWALD	0	0.00%	0	0.00%	2	1.33%	2	1.33%
	Grant T. SHORT	0	0.00%	0	0.00%	3	2.00%	3	2.00%
	Sellus WILDER	0	0.00%	0	0.00%	22	14.67%	22	14.67%
	Jim GRAY	0	0.00%	0	0.00%	101	67.33%	101	67.33%
	Cast Votes:	0	0.00%	0	0.00%	150	88.76%	150	88.76%
	Over Votes:	0	0.00%	0	0.00%	0	0.00%	0	0.00%
	Under Votes:	0	0.00%	0	0.00%	19	11.24%	19	11.24%

Total Number of Voters : 15,357 of 0 = 0.00%

Precincts Reporting 89 of 89 = 100.00%

Party	Candidate	Absentee		Early		Election		Total	
Precinct F103 (Ballots Cast: 197)									
UNITED STATES SENATOR, Vote For 1									
	Rand PAUL	0	0.00%	0	0.00%	60	93.75%	60	93.75%
	Stephen Howard SLAUGHTER	0	0.00%	0	0.00%	3	4.69%	3	4.69%
	James R. GOULD	0	0.00%	0	0.00%	1	1.56%	1	1.56%
	Cast Votes:	0	0.00%	0	0.00%	64	98.46%	64	98.46%
	Over Votes:	0	0.00%	0	0.00%	0	0.00%	0	0.00%
	Under Votes:	0	0.00%	0	0.00%	1	1.54%	1	1.54%
PRESIDENT of the UNITED STATES, Vote For 1									
	Martin J. O'MALLEY	0	0.00%	0	0.00%	5	3.91%	5	3.91%
	Bernard "Bernie" SANDERS	0	0.00%	0	0.00%	71	55.47%	71	55.47%
	Hillary CLINTON	0	0.00%	0	0.00%	43	33.59%	43	33.59%
	Roque Rocky DE LA FUENTE	0	0.00%	0	0.00%	1	0.78%	1	0.78%
	"UNCOMMITTED"	0	0.00%	0	0.00%	8	6.25%	8	6.25%
	Cast Votes:	0	0.00%	0	0.00%	128	96.97%	128	96.97%
	Over Votes:	0	0.00%	0	0.00%	0	0.00%	0	0.00%
	Under Votes:	0	0.00%	0	0.00%	4	3.03%	4	3.03%
UNITED STATES SENATOR, Vote For 1									
	Rory HOULIHAN	0	0.00%	0	0.00%	4	3.42%	4	3.42%
	Jeff KENDER	0	0.00%	0	0.00%	5	4.27%	5	4.27%
	Ron LEACH	0	0.00%	0	0.00%	14	11.97%	14	11.97%
	Tom RECKTENWALD	0	0.00%	0	0.00%	4	3.42%	4	3.42%
	Grant T. SHORT	0	0.00%	0	0.00%	4	3.42%	4	3.42%
	Sellus WILDER	0	0.00%	0	0.00%	21	17.95%	21	17.95%
	Jim GRAY	0	0.00%	0	0.00%	65	55.56%	65	55.56%
	Cast Votes:	0	0.00%	0	0.00%	117	88.64%	117	88.64%
	Over Votes:	0	0.00%	0	0.00%	0	0.00%	0	0.00%
	Under Votes:	0	0.00%	0	0.00%	15	11.36%	15	11.36%

Total Number of Voters : 15,357 of 0 = 0.00%

Precincts Reporting 89 of 89 = 100.00%

Party	Candidate	Absentee		Early		Election		Total	
Precinct F104 (Ballots Cast: 330)									
UNITED STATES SENATOR, Vote For 1									
	Rand PAUL	0	0.00%	0	0.00%	96	87.27%	96	87.27%
	Stephen Howard SLAUGHTER	0	0.00%	0	0.00%	8	7.27%	8	7.27%
	James R. GOULD	0	0.00%	0	0.00%	6	5.45%	6	5.45%
	Cast Votes:	0	0.00%	0	0.00%	110	100.00%	110	100.00%
	Over Votes:	0	0.00%	0	0.00%	0	0.00%	0	0.00%
	Under Votes:	0	0.00%	0	0.00%	0	0.00%	0	0.00%
PRESIDENT of the UNITED STATES, Vote For 1									
	Martin J. O'MALLEY	0	0.00%	0	0.00%	0	0.00%	0	0.00%
	Bernard "Bernie" SANDERS	0	0.00%	0	0.00%	107	48.86%	107	48.86%
	Hillary CLINTON	0	0.00%	0	0.00%	97	44.29%	97	44.29%
	Roque Rocky DE LA FUENTE	0	0.00%	0	0.00%	0	0.00%	0	0.00%
	"UNCOMMITTED"	0	0.00%	0	0.00%	15	6.85%	15	6.85%
	Cast Votes:	0	0.00%	0	0.00%	219	99.55%	219	99.55%
	Over Votes:	0	0.00%	0	0.00%	0	0.00%	0	0.00%
	Under Votes:	0	0.00%	0	0.00%	1	0.45%	1	0.45%
UNITED STATES SENATOR, Vote For 1									
	Rory HOULIHAN	0	0.00%	0	0.00%	6	2.97%	6	2.97%
	Jeff KENDER	0	0.00%	0	0.00%	9	4.46%	9	4.46%
	Ron LEACH	0	0.00%	0	0.00%	26	12.87%	26	12.87%
	Tom RECKTENWALD	0	0.00%	0	0.00%	9	4.46%	9	4.46%
	Grant T. SHORT	0	0.00%	0	0.00%	8	3.96%	8	3.96%
	Sellus WILDER	0	0.00%	0	0.00%	36	17.82%	36	17.82%
	Jim GRAY	0	0.00%	0	0.00%	108	53.47%	108	53.47%
	Cast Votes:	0	0.00%	0	0.00%	202	91.82%	202	91.82%
	Over Votes:	0	0.00%	0	0.00%	1	0.45%	1	0.45%
	Under Votes:	0	0.00%	0	0.00%	17	7.73%	17	7.73%

Precinct Report — Unofficial

PRESIDENTIAL PREFERENCE AND REGULAR PRIMARY — OFFICIAL BALLOT FOR WARREN COUNTY — May 17, 2016

05/17/2016 08:11 PM

Total Number of Voters : 15,357 of 0 = 0.00%

Precincts Reporting 89 of 89 = 100.00%

Party	Candidate	Absentee		Early		Election		Total	
Precinct F105 (Ballots Cast: 227)									
UNITED STATES SENATOR, Vote For 1									
	Rand PAUL	0	0.00%	0	0.00%	75	88.24%	75	88.24%
	Stephen Howard SLAUGHTER	0	0.00%	0	0.00%	6	7.06%	6	7.06%
	James R. GOULD	0	0.00%	0	0.00%	4	4.71%	4	4.71%
	Cast Votes:	0	0.00%	0	0.00%	85	100.00%	85	100.00%
	Over Votes:	0	0.00%	0	0.00%	0	0.00%	0	0.00%
	Under Votes:	0	0.00%	0	0.00%	0	0.00%	0	0.00%
PRESIDENT of the UNITED STATES, Vote For 1									
	Martin J. O'MALLEY	0	0.00%	0	0.00%	1	0.71%	1	0.71%
	Bernard "Bernie" SANDERS	0	0.00%	0	0.00%	72	51.06%	72	51.06%
	Hillary CLINTON	0	0.00%	0	0.00%	62	43.97%	62	43.97%
	Roque Rocky DE LA FUENTE	0	0.00%	0	0.00%	0	0.00%	0	0.00%
	"UNCOMMITTED"	0	0.00%	0	0.00%	6	4.26%	6	4.26%
	Cast Votes:	0	0.00%	0	0.00%	141	99.30%	141	99.30%
	Over Votes:	0	0.00%	0	0.00%	0	0.00%	0	0.00%
	Under Votes:	0	0.00%	0	0.00%	1	0.70%	1	0.70%
UNITED STATES SENATOR, Vote For 1									
	Rory HOULIHAN	0	0.00%	0	0.00%	5	4.07%	5	4.07%
	Jeff KENDER	0	0.00%	0	0.00%	5	4.07%	5	4.07%
	Ron LEACH	0	0.00%	0	0.00%	18	14.63%	18	14.63%
	Tom RECKTENWALD	0	0.00%	0	0.00%	4	3.25%	4	3.25%
	Grant T. SHORT	0	0.00%	0	0.00%	4	3.25%	4	3.25%
	Sellus WILDER	0	0.00%	0	0.00%	19	15.45%	19	15.45%
	Jim GRAY	0	0.00%	0	0.00%	68	55.28%	68	55.28%
	Cast Votes:	0	0.00%	0	0.00%	123	86.62%	123	86.62%
	Over Votes:	0	0.00%	0	0.00%	0	0.00%	0	0.00%
	Under Votes:	0	0.00%	0	0.00%	19	13.38%	19	13.38%

Precinct Report — Unofficial

PRESIDENTIAL PREFERENCE AND REGULAR PRIMARY — OFFICIAL BALLOT FOR WARREN COUNTY — May 17, 2016

05/17/2016 08:11 PM

Total Number of Voters : 15,357 of 0 = 0.00%

Precincts Reporting 89 of 89 = 100.00%

Party	Candidate	Absentee		Early		Election		Total	
Precinct F106 (Ballots Cast: 213)									
UNITED STATES SENATOR, Vote For 1									
	Rand PAUL	0	0.00%	0	0.00%	69	92.00%	69	92.00%
	Stephen Howard SLAUGHTER	0	0.00%	0	0.00%	2	2.67%	2	2.67%
	James R. GOULD	0	0.00%	0	0.00%	4	5.33%	4	5.33%
	Cast Votes:	0	0.00%	0	0.00%	75	100.00%	75	100.00%
	Over Votes:	0	0.00%	0	0.00%	0	0.00%	0	0.00%
	Under Votes:	0	0.00%	0	0.00%	0	0.00%	0	0.00%
PRESIDENT of the UNITED STATES, Vote For 1									
	Martin J. O'MALLEY	0	0.00%	0	0.00%	3	2.17%	3	2.17%
	Bernard "Bernie" SANDERS	0	0.00%	0	0.00%	81	58.70%	81	58.70%
	Hillary CLINTON	0	0.00%	0	0.00%	45	32.61%	45	32.61%
	Roque Rocky DE LA FUENTE	0	0.00%	0	0.00%	0	0.00%	0	0.00%
	"UNCOMMITTED"	0	0.00%	0	0.00%	9	6.52%	9	6.52%
	Cast Votes:	0	0.00%	0	0.00%	138	100.00%	138	100.00%
	Over Votes:	0	0.00%	0	0.00%	0	0.00%	0	0.00%
	Under Votes:	0	0.00%	0	0.00%	0	0.00%	0	0.00%
UNITED STATES SENATOR, Vote For 1									
	Rory HOULIHAN	0	0.00%	0	0.00%	1	0.81%	1	0.81%
	Jeff KENDER	0	0.00%	0	0.00%	3	2.42%	3	2.42%
	Ron LEACH	0	0.00%	0	0.00%	17	13.71%	17	13.71%
	Tom RECKTENWALD	0	0.00%	0	0.00%	0	0.00%	0	0.00%
	Grant T. SHORT	0	0.00%	0	0.00%	9	7.26%	9	7.26%
	Sellus WILDER	0	0.00%	0	0.00%	17	13.71%	17	13.71%
	Jim GRAY	0	0.00%	0	0.00%	77	62.10%	77	62.10%
	Cast Votes:	0	0.00%	0	0.00%	124	89.86%	124	89.86%
	Over Votes:	0	0.00%	0	0.00%	0	0.00%	0	0.00%
	Under Votes:	0	0.00%	0	0.00%	14	10.14%	14	10.14%

Precinct Report — Unofficial

PRESIDENTIAL PREFERENCE AND REGULAR PRIMARY — OFFICIAL BALLOT FOR WARREN COUNTY — May 17, 2016

05/17/2016 08:11 PM

Total Number of Voters : 15,357 of 0 = 0.00%

Precincts Reporting 89 of 89 = 100.00%

Party	Candidate	Absentee		Early		Election		Total	
Precinct F107 (Ballots Cast: 175)									
UNITED STATES SENATOR, Vote For 1									
	Rand PAUL	0	0.00%	0	0.00%	49	85.96%	49	85.96%
	Stephen Howard SLAUGHTER	0	0.00%	0	0.00%	5	8.77%	5	8.77%
	James R. GOULD	0	0.00%	0	0.00%	3	5.26%	3	5.26%
	Cast Votes:	0	0.00%	0	0.00%	57	98.28%	57	98.28%
	Over Votes:	0	0.00%	0	0.00%	0	0.00%	0	0.00%
	Under Votes:	0	0.00%	0	0.00%	1	1.72%	1	1.72%
PRESIDENT of the UNITED STATES, Vote For 1									
	Martin J. O'MALLEY	0	0.00%	0	0.00%	2	1.72%	2	1.72%
	Bernard "Bernie" SANDERS	0	0.00%	0	0.00%	47	40.52%	47	40.52%
	Hillary CLINTON	0	0.00%	0	0.00%	58	50.00%	58	50.00%
	Roque Rocky DE LA FUENTE	0	0.00%	0	0.00%	0	0.00%	0	0.00%
	"UNCOMMITTED"	0	0.00%	0	0.00%	9	7.76%	9	7.76%
	Cast Votes:	0	0.00%	0	0.00%	116	99.15%	116	99.15%
	Over Votes:	0	0.00%	0	0.00%	0	0.00%	0	0.00%
	Under Votes:	0	0.00%	0	0.00%	1	0.85%	1	0.85%
UNITED STATES SENATOR, Vote For 1									
	Rory HOULIHAN	0	0.00%	0	0.00%	4	3.81%	4	3.81%
	Jeff KENDER	0	0.00%	0	0.00%	7	6.67%	7	6.67%
	Ron LEACH	0	0.00%	0	0.00%	14	13.33%	14	13.33%
	Tom RECKTENWALD	0	0.00%	0	0.00%	2	1.90%	2	1.90%
	Grant T. SHORT	0	0.00%	0	0.00%	1	0.95%	1	0.95%
	Sellus WILDER	0	0.00%	0	0.00%	11	10.48%	11	10.48%
	Jim GRAY	0	0.00%	0	0.00%	66	62.86%	66	62.86%
	Cast Votes:	0	0.00%	0	0.00%	105	89.74%	105	89.74%
	Over Votes:	0	0.00%	0	0.00%	0	0.00%	0	0.00%
	Under Votes:	0	0.00%	0	0.00%	12	10.26%	12	10.26%

Total Number of Voters : 15,357 of 0 = 0.00%

Precincts Reporting 89 of 89 = 100.00%

Party	Candidate	Absentee		Early		Election		Total	
Precinct F108 (Ballots Cast: 291)									
UNITED STATES SENATOR, Vote For 1									
	Rand PAUL	0	0.00%	0	0.00%	100	90.91%	100	90.91%
	Stephen Howard SLAUGHTER	0	0.00%	0	0.00%	8	7.27%	8	7.27%
	James R. GOULD	0	0.00%	0	0.00%	2	1.82%	2	1.82%
	Cast Votes:	0	0.00%	0	0.00%	110	100.00%	110	100.00%
	Over Votes:	0	0.00%	0	0.00%	0	0.00%	0	0.00%
	Under Votes:	0	0.00%	0	0.00%	0	0.00%	0	0.00%
PRESIDENT of the UNITED STATES, Vote For 1									
	Martin J. O'MALLEY	0	0.00%	0	0.00%	4	2.21%	4	2.21%
	Bernard "Bernie" SANDERS	0	0.00%	0	0.00%	77	42.54%	77	42.54%
	Hillary CLINTON	0	0.00%	0	0.00%	88	48.62%	88	48.62%
	Roque Rocky DE LA FUENTE	0	0.00%	0	0.00%	0	0.00%	0	0.00%
	"UNCOMMITTED"	0	0.00%	0	0.00%	12	6.63%	12	6.63%
	Cast Votes:	0	0.00%	0	0.00%	181	100.00%	181	100.00%
	Over Votes:	0	0.00%	0	0.00%	0	0.00%	0	0.00%
	Under Votes:	0	0.00%	0	0.00%	0	0.00%	0	0.00%
UNITED STATES SENATOR, Vote For 1									
	Rory HOULIHAN	0	0.00%	0	0.00%	5	3.13%	5	3.13%
	Jeff KENDER	0	0.00%	0	0.00%	5	3.13%	5	3.13%
	Ron LEACH	0	0.00%	0	0.00%	27	16.88%	27	16.88%
	Tom RECKTENWALD	0	0.00%	0	0.00%	1	0.63%	1	0.63%
	Grant T. SHORT	0	0.00%	0	0.00%	7	4.38%	7	4.38%
	Sellus WILDER	0	0.00%	0	0.00%	18	11.25%	18	11.25%
	Jim GRAY	0	0.00%	0	0.00%	97	60.63%	97	60.63%
	Cast Votes:	0	0.00%	0	0.00%	160	88.40%	160	88.40%
	Over Votes:	0	0.00%	0	0.00%	0	0.00%	0	0.00%
	Under Votes:	0	0.00%	0	0.00%	21	11.60%	21	11.60%

Precinct Report — Unofficial

PRESIDENTIAL PREFERENCE AND REGULAR PRIMARY — OFFICIAL BALLOT FOR WARREN COUNTY — May 17, 2016

05/17/2016 08:11 PM

Total Number of Voters : 15,357 of 0 = 0.00%

Precincts Reporting 89 of 89 = 100.00%

Party	Candidate	Absentee		Early		Election		Total	
Precinct F109 (Ballots Cast: 102)									
UNITED STATES SENATOR, Vote For 1									
	Rand PAUL	0	0.00%	0	0.00%	27	79.41%	27	79.41%
	Stephen Howard SLAUGHTER	0	0.00%	0	0.00%	4	11.76%	4	11.76%
	James R. GOULD	0	0.00%	0	0.00%	3	8.82%	3	8.82%
	Cast Votes:	0	0.00%	0	0.00%	34	100.00%	34	100.00%
	Over Votes:	0	0.00%	0	0.00%	0	0.00%	0	0.00%
	Under Votes:	0	0.00%	0	0.00%	0	0.00%	0	0.00%
PRESIDENT of the UNITED STATES, Vote For 1									
	Martin J. O'MALLEY	0	0.00%	0	0.00%	0	0.00%	0	0.00%
	Bernard "Bernie" SANDERS	0	0.00%	0	0.00%	36	52.94%	36	52.94%
	Hillary CLINTON	0	0.00%	0	0.00%	28	41.18%	28	41.18%
	Roque Rocky DE LA FUENTE	0	0.00%	0	0.00%	2	2.94%	2	2.94%
	"UNCOMMITTED"	0	0.00%	0	0.00%	2	2.94%	2	2.94%
	Cast Votes:	0	0.00%	0	0.00%	68	100.00%	68	100.00%
	Over Votes:	0	0.00%	0	0.00%	0	0.00%	0	0.00%
	Under Votes:	0	0.00%	0	0.00%	0	0.00%	0	0.00%
UNITED STATES SENATOR, Vote For 1									
	Rory HOULIHAN	0	0.00%	0	0.00%	0	0.00%	0	0.00%
	Jeff KENDER	0	0.00%	0	0.00%	1	1.59%	1	1.59%
	Ron LEACH	0	0.00%	0	0.00%	9	14.29%	9	14.29%
	Tom RECKTENWALD	0	0.00%	0	0.00%	1	1.59%	1	1.59%
	Grant T. SHORT	0	0.00%	0	0.00%	0	0.00%	0	0.00%
	Sellus WILDER	0	0.00%	0	0.00%	11	17.46%	11	17.46%
	Jim GRAY	0	0.00%	0	0.00%	41	65.08%	41	65.08%
	Cast Votes:	0	0.00%	0	0.00%	63	92.65%	63	92.65%
	Over Votes:	0	0.00%	0	0.00%	0	0.00%	0	0.00%
	Under Votes:	0	0.00%	0	0.00%	5	7.35%	5	7.35%

Precinct Report — Unofficial

PRESIDENTIAL PREFERENCE AND REGULAR PRIMARY — OFFICIAL BALLOT FOR WARREN COUNTY — May 17, 2016

05/17/2016 08:11 PM

Total Number of Voters : 15,357 of 0 = 0.00%

Precincts Reporting 89 of 89 = 100.00%

Party	Candidate	Absentee		Early		Election		Total	
Precinct F110 (Ballots Cast: 147)									
UNITED STATES SENATOR, Vote For 1									
	Rand PAUL	0	0.00%	0	0.00%	50	89.29%	50	89.29%
	Stephen Howard SLAUGHTER	0	0.00%	0	0.00%	3	5.36%	3	5.36%
	James R. GOULD	0	0.00%	0	0.00%	3	5.36%	3	5.36%
	Cast Votes:	0	0.00%	0	0.00%	56	100.00%	56	100.00%
	Over Votes:	0	0.00%	0	0.00%	0	0.00%	0	0.00%
	Under Votes:	0	0.00%	0	0.00%	0	0.00%	0	0.00%
PRESIDENT of the UNITED STATES, Vote For 1									
	Martin J. O'MALLEY	0	0.00%	0	0.00%	1	1.10%	1	1.10%
	Bernard "Bernie" SANDERS	0	0.00%	0	0.00%	50	54.95%	50	54.95%
	Hillary CLINTON	0	0.00%	0	0.00%	32	35.16%	32	35.16%
	Roque Rocky DE LA FUENTE	0	0.00%	0	0.00%	0	0.00%	0	0.00%
	"UNCOMMITTED"	0	0.00%	0	0.00%	8	8.79%	8	8.79%
	Cast Votes:	0	0.00%	0	0.00%	91	100.00%	91	100.00%
	Over Votes:	0	0.00%	0	0.00%	0	0.00%	0	0.00%
	Under Votes:	0	0.00%	0	0.00%	0	0.00%	0	0.00%
UNITED STATES SENATOR, Vote For 1									
	Rory HOULIHAN	0	0.00%	0	0.00%	0	0.00%	0	0.00%
	Jeff KENDER	0	0.00%	0	0.00%	2	2.56%	2	2.56%
	Ron LEACH	0	0.00%	0	0.00%	5	6.41%	5	6.41%
	Tom RECKTENWALD	0	0.00%	0	0.00%	5	6.41%	5	6.41%
	Grant T. SHORT	0	0.00%	0	0.00%	6	7.69%	6	7.69%
	Sellus WILDER	0	0.00%	0	0.00%	11	14.10%	11	14.10%
	Jim GRAY	0	0.00%	0	0.00%	49	62.82%	49	62.82%
	Cast Votes:	0	0.00%	0	0.00%	78	85.71%	78	85.71%
	Over Votes:	0	0.00%	0	0.00%	0	0.00%	0	0.00%
	Under Votes:	0	0.00%	0	0.00%	13	14.29%	13	14.29%

Precinct Report — Unofficial

PRESIDENTIAL PREFERENCE AND REGULAR PRIMARY — OFFICIAL BALLOT FOR WARREN COUNTY — May 17, 2016

05/17/2016 08:11 PM

Total Number of Voters : 15,357 of 0 = 0.00%

Precincts Reporting 89 of 89 = 100.00%

Party	Candidate	Absentee		Early		Election		Total	
Precinct F111 (Ballots Cast: 121)									
UNITED STATES SENATOR, Vote For 1									
	Rand PAUL	0	0.00%	0	0.00%	63	95.45%	63	95.45%
	Stephen Howard SLAUGHTER	0	0.00%	0	0.00%	3	4.55%	3	4.55%
	James R. GOULD	0	0.00%	0	0.00%	0	0.00%	0	0.00%
	Cast Votes:	0	0.00%	0	0.00%	66	100.00%	66	100.00%
	Over Votes:	0	0.00%	0	0.00%	0	0.00%	0	0.00%
	Under Votes:	0	0.00%	0	0.00%	0	0.00%	0	0.00%
PRESIDENT of the UNITED STATES, Vote For 1									
	Martin J. O'MALLEY	0	0.00%	0	0.00%	0	0.00%	0	0.00%
	Bernard "Bernie" SANDERS	0	0.00%	0	0.00%	27	51.92%	27	51.92%
	Hillary CLINTON	0	0.00%	0	0.00%	23	44.23%	23	44.23%
	Roque Rocky DE LA FUENTE	0	0.00%	0	0.00%	0	0.00%	0	0.00%
	"UNCOMMITTED"	0	0.00%	0	0.00%	2	3.85%	2	3.85%
	Cast Votes:	0	0.00%	0	0.00%	52	94.55%	52	94.55%
	Over Votes:	0	0.00%	0	0.00%	0	0.00%	0	0.00%
	Under Votes:	0	0.00%	0	0.00%	3	5.45%	3	5.45%
UNITED STATES SENATOR, Vote For 1									
	Rory HOULIHAN	0	0.00%	0	0.00%	1	2.08%	1	2.08%
	Jeff KENDER	0	0.00%	0	0.00%	0	0.00%	0	0.00%
	Ron LEACH	0	0.00%	0	0.00%	4	8.33%	4	8.33%
	Tom RECKTENWALD	0	0.00%	0	0.00%	0	0.00%	0	0.00%
	Grant T. SHORT	0	0.00%	0	0.00%	2	4.17%	2	4.17%
	Sellus WILDER	0	0.00%	0	0.00%	4	8.33%	4	8.33%
	Jim GRAY	0	0.00%	0	0.00%	37	77.08%	37	77.08%
	Cast Votes:	0	0.00%	0	0.00%	48	87.27%	48	87.27%
	Over Votes:	0	0.00%	0	0.00%	0	0.00%	0	0.00%
	Under Votes:	0	0.00%	0	0.00%	7	12.73%	7	12.73%

Precinct Report — Unofficial

PRESIDENTIAL PREFERENCE AND REGULAR PRIMARY — OFFICIAL BALLOT FOR WARREN COUNTY — May 17, 2016

05/17/2016 08:11 PM

Total Number of Voters : 15,357 of 0 = 0.00%

Precincts Reporting 89 of 89 = 100.00%

Party	Candidate	Absentee		Early		Election		Total	
Precinct F112 (Ballots Cast: 75)									
UNITED STATES SENATOR, Vote For 1									
	Rand PAUL	0	0.00%	0	0.00%	25	80.65%	25	80.65%
	Stephen Howard SLAUGHTER	0	0.00%	0	0.00%	4	12.90%	4	12.90%
	James R. GOULD	0	0.00%	0	0.00%	2	6.45%	2	6.45%
	Cast Votes:	0	0.00%	0	0.00%	31	100.00%	31	100.00%
	Over Votes:	0	0.00%	0	0.00%	0	0.00%	0	0.00%
	Under Votes:	0	0.00%	0	0.00%	0	0.00%	0	0.00%
PRESIDENT of the UNITED STATES, Vote For 1									
	Martin J. O'MALLEY	0	0.00%	0	0.00%	1	2.27%	1	2.27%
	Bernard "Bernie" SANDERS	0	0.00%	0	0.00%	23	52.27%	23	52.27%
	Hillary CLINTON	0	0.00%	0	0.00%	16	36.36%	16	36.36%
	Roque Rocky DE LA FUENTE	0	0.00%	0	0.00%	0	0.00%	0	0.00%
	"UNCOMMITTED"	0	0.00%	0	0.00%	4	9.09%	4	9.09%
	Cast Votes:	0	0.00%	0	0.00%	44	100.00%	44	100.00%
	Over Votes:	0	0.00%	0	0.00%	0	0.00%	0	0.00%
	Under Votes:	0	0.00%	0	0.00%	0	0.00%	0	0.00%
UNITED STATES SENATOR, Vote For 1									
	Rory HOULIHAN	0	0.00%	0	0.00%	1	2.33%	1	2.33%
	Jeff KENDER	0	0.00%	0	0.00%	1	2.33%	1	2.33%
	Ron LEACH	0	0.00%	0	0.00%	7	16.28%	7	16.28%
	Tom RECKTENWALD	0	0.00%	0	0.00%	0	0.00%	0	0.00%
	Grant T. SHORT	0	0.00%	0	0.00%	3	6.98%	3	6.98%
	Sellus WILDER	0	0.00%	0	0.00%	5	11.63%	5	11.63%
	Jim GRAY	0	0.00%	0	0.00%	26	60.47%	26	60.47%
	Cast Votes:	0	0.00%	0	0.00%	43	97.73%	43	97.73%
	Over Votes:	0	0.00%	0	0.00%	0	0.00%	0	0.00%
	Under Votes:	0	0.00%	0	0.00%	1	2.27%	1	2.27%

Precinct Report — Unofficial

PRESIDENTIAL PREFERENCE AND REGULAR PRIMARY — OFFICIAL BALLOT FOR WARREN COUNTY — May 17, 2016

05/17/2016 08:11 PM

Total Number of Voters : 15,357 of 0 = 0.00%

Precincts Reporting 89 of 89 = 100.00%

Party	Candidate	Absentee		Early		Election		Total	
Precinct F113 (Ballots Cast: 244)									
UNITED STATES SENATOR, Vote For 1									
	Rand PAUL	0	0.00%	0	0.00%	73	83.91%	73	83.91%
	Stephen Howard SLAUGHTER	0	0.00%	0	0.00%	9	10.34%	9	10.34%
	James R. GOULD	0	0.00%	0	0.00%	5	5.75%	5	5.75%
	Cast Votes:	0	0.00%	0	0.00%	87	100.00%	87	100.00%
	Over Votes:	0	0.00%	0	0.00%	0	0.00%	0	0.00%
	Under Votes:	0	0.00%	0	0.00%	0	0.00%	0	0.00%
PRESIDENT of the UNITED STATES, Vote For 1									
	Martin J. O'MALLEY	0	0.00%	0	0.00%	2	1.29%	2	1.29%
	Bernard "Bernie" SANDERS	0	0.00%	0	0.00%	70	45.16%	70	45.16%
	Hillary CLINTON	0	0.00%	0	0.00%	74	47.74%	74	47.74%
	Roque Rocky DE LA FUENTE	0	0.00%	0	0.00%	0	0.00%	0	0.00%
	"UNCOMMITTED"	0	0.00%	0	0.00%	9	5.81%	9	5.81%
	Cast Votes:	0	0.00%	0	0.00%	155	98.73%	155	98.73%
	Over Votes:	0	0.00%	0	0.00%	0	0.00%	0	0.00%
	Under Votes:	0	0.00%	0	0.00%	2	1.27%	2	1.27%
UNITED STATES SENATOR, Vote For 1									
	Rory HOULIHAN	0	0.00%	0	0.00%	4	2.92%	4	2.92%
	Jeff KENDER	0	0.00%	0	0.00%	5	3.65%	5	3.65%
	Ron LEACH	0	0.00%	0	0.00%	13	9.49%	13	9.49%
	Tom RECKTENWALD	0	0.00%	0	0.00%	1	0.73%	1	0.73%
	Grant T. SHORT	0	0.00%	0	0.00%	3	2.19%	3	2.19%
	Sellus WILDER	0	0.00%	0	0.00%	17	12.41%	17	12.41%
	Jim GRAY	0	0.00%	0	0.00%	94	68.61%	94	68.61%
	Cast Votes:	0	0.00%	0	0.00%	137	87.26%	137	87.26%
	Over Votes:	0	0.00%	0	0.00%	0	0.00%	0	0.00%
	Under Votes:	0	0.00%	0	0.00%	20	12.74%	20	12.74%

Precinct Report — Unofficial

PRESIDENTIAL PREFERENCE AND REGULAR PRIMARY — OFFICIAL BALLOT FOR WARREN COUNTY — May 17, 2016

05/17/2016 08:11 PM

Total Number of Voters : 15,357 of 0 = 0.00%

Precincts Reporting 89 of 89 = 100.00%

Party	Candidate	Absentee		Early		Election		Total	
Precinct F114 (Ballots Cast: 184)									
UNITED STATES SENATOR, Vote For 1									
	Rand PAUL	0	0.00%	0	0.00%	71	91.03%	71	91.03%
	Stephen Howard SLAUGHTER	0	0.00%	0	0.00%	3	3.85%	3	3.85%
	James R. GOULD	0	0.00%	0	0.00%	4	5.13%	4	5.13%
	Cast Votes:	0	0.00%	0	0.00%	78	100.00%	78	100.00%
	Over Votes:	0	0.00%	0	0.00%	0	0.00%	0	0.00%
	Under Votes:	0	0.00%	0	0.00%	0	0.00%	0	0.00%
PRESIDENT of the UNITED STATES, Vote For 1									
	Martin J. O'MALLEY	0	0.00%	0	0.00%	0	0.00%	0	0.00%
	Bernard "Bernie" SANDERS	0	0.00%	0	0.00%	46	43.40%	46	43.40%
	Hillary CLINTON	0	0.00%	0	0.00%	58	54.72%	58	54.72%
	Roque Rocky DE LA FUENTE	0	0.00%	0	0.00%	0	0.00%	0	0.00%
	"UNCOMMITTED"	0	0.00%	0	0.00%	2	1.89%	2	1.89%
	Cast Votes:	0	0.00%	0	0.00%	106	100.00%	106	100.00%
	Over Votes:	0	0.00%	0	0.00%	0	0.00%	0	0.00%
	Under Votes:	0	0.00%	0	0.00%	0	0.00%	0	0.00%
UNITED STATES SENATOR, Vote For 1									
	Rory HOULIHAN	0	0.00%	0	0.00%	5	5.15%	5	5.15%
	Jeff KENDER	0	0.00%	0	0.00%	1	1.03%	1	1.03%
	Ron LEACH	0	0.00%	0	0.00%	10	10.31%	10	10.31%
	Tom RECKTENWALD	0	0.00%	0	0.00%	2	2.06%	2	2.06%
	Grant T. SHORT	0	0.00%	0	0.00%	4	4.12%	4	4.12%
	Sellus WILDER	0	0.00%	0	0.00%	13	13.40%	13	13.40%
	Jim GRAY	0	0.00%	0	0.00%	62	63.92%	62	63.92%
	Cast Votes:	0	0.00%	0	0.00%	97	91.51%	97	91.51%
	Over Votes:	0	0.00%	0	0.00%	0	0.00%	0	0.00%
	Under Votes:	0	0.00%	0	0.00%	9	8.49%	9	8.49%

Precinct Report — Unofficial

PRESIDENTIAL PREFERENCE AND REGULAR PRIMARY — OFFICIAL BALLOT FOR WARREN COUNTY — May 17, 2016

05/17/2016 08:11 PM

Total Number of Voters : 15,357 of 0 = 0.00%

Precincts Reporting 89 of 89 = 100.00%

Party	Candidate	Absentee		Early		Election		Total	
Precinct F115A (Ballots Cast: 102)									
UNITED STATES SENATOR, Vote For 1									
	Rand PAUL	0	0.00%	0	0.00%	34	91.89%	34	91.89%
	Stephen Howard SLAUGHTER	0	0.00%	0	0.00%	1	2.70%	1	2.70%
	James R. GOULD	0	0.00%	0	0.00%	2	5.41%	2	5.41%
	Cast Votes:	0	0.00%	0	0.00%	37	100.00%	37	100.00%
	Over Votes:	0	0.00%	0	0.00%	0	0.00%	0	0.00%
	Under Votes:	0	0.00%	0	0.00%	0	0.00%	0	0.00%
PRESIDENT of the UNITED STATES, Vote For 1									
	Martin J. O'MALLEY	0	0.00%	0	0.00%	0	0.00%	0	0.00%
	Bernard "Bernie" SANDERS	0	0.00%	0	0.00%	40	61.54%	40	61.54%
	Hillary CLINTON	0	0.00%	0	0.00%	25	38.46%	25	38.46%
	Roque Rocky DE LA FUENTE	0	0.00%	0	0.00%	0	0.00%	0	0.00%
	"UNCOMMITTED"	0	0.00%	0	0.00%	0	0.00%	0	0.00%
	Cast Votes:	0	0.00%	0	0.00%	65	100.00%	65	100.00%
	Over Votes:	0	0.00%	0	0.00%	0	0.00%	0	0.00%
	Under Votes:	0	0.00%	0	0.00%	0	0.00%	0	0.00%
UNITED STATES SENATOR, Vote For 1									
	Rory HOULIHAN	0	0.00%	0	0.00%	5	8.20%	5	8.20%
	Jeff KENDER	0	0.00%	0	0.00%	7	11.48%	7	11.48%
	Ron LEACH	0	0.00%	0	0.00%	7	11.48%	7	11.48%
	Tom RECKTENWALD	0	0.00%	0	0.00%	3	4.92%	3	4.92%
	Grant T. SHORT	0	0.00%	0	0.00%	2	3.28%	2	3.28%
	Sellus WILDER	0	0.00%	0	0.00%	10	16.39%	10	16.39%
	Jim GRAY	0	0.00%	0	0.00%	27	44.26%	27	44.26%
	Cast Votes:	0	0.00%	0	0.00%	61	93.85%	61	93.85%
	Over Votes:	0	0.00%	0	0.00%	0	0.00%	0	0.00%
	Under Votes:	0	0.00%	0	0.00%	4	6.15%	4	6.15%

Total Number of Voters : 15,357 of 0 = 0.00%

Precincts Reporting 89 of 89 = 100.00%

Party	Candidate	Absentee		Early		Election		Total	
Precinct F116A (Ballots Cast: 0)									
UNITED STATES SENATOR, Vote For 1									
	Rand PAUL	0	0.00%	0	0.00%	0	0.00%	0	0.00%
	Stephen Howard SLAUGHTER	0	0.00%	0	0.00%	0	0.00%	0	0.00%
	James R. GOULD	0	0.00%	0	0.00%	0	0.00%	0	0.00%
	Cast Votes:	0	0.00%	0	0.00%	0	0.00%	0	0.00%
	Over Votes:	0	0.00%	0	0.00%	0	0.00%	0	0.00%
	Under Votes:	0	0.00%	0	0.00%	0	0.00%	0	0.00%
PRESIDENT of the UNITED STATES, Vote For 1									
	Martin J. O'MALLEY	0	0.00%	0	0.00%	0	0.00%	0	0.00%
	Bernard "Bernie" SANDERS	0	0.00%	0	0.00%	0	0.00%	0	0.00%
	Hillary CLINTON	0	0.00%	0	0.00%	0	0.00%	0	0.00%
	Roque Rocky DE LA FUENTE	0	0.00%	0	0.00%	0	0.00%	0	0.00%
	"UNCOMMITTED"	0	0.00%	0	0.00%	0	0.00%	0	0.00%
	Cast Votes:	0	0.00%	0	0.00%	0	0.00%	0	0.00%
	Over Votes:	0	0.00%	0	0.00%	0	0.00%	0	0.00%
	Under Votes:	0	0.00%	0	0.00%	0	0.00%	0	0.00%
UNITED STATES SENATOR, Vote For 1									
	Rory HOULIHAN	0	0.00%	0	0.00%	0	0.00%	0	0.00%
	Jeff KENDER	0	0.00%	0	0.00%	0	0.00%	0	0.00%
	Ron LEACH	0	0.00%	0	0.00%	0	0.00%	0	0.00%
	Tom RECKTENWALD	0	0.00%	0	0.00%	0	0.00%	0	0.00%
	Grant T. SHORT	0	0.00%	0	0.00%	0	0.00%	0	0.00%
	Sellus WILDER	0	0.00%	0	0.00%	0	0.00%	0	0.00%
	Jim GRAY	0	0.00%	0	0.00%	0	0.00%	0	0.00%
	Cast Votes:	0	0.00%	0	0.00%	0	0.00%	0	0.00%
	Over Votes:	0	0.00%	0	0.00%	0	0.00%	0	0.00%
	Under Votes:	0	0.00%	0	0.00%	0	0.00%	0	0.00%

Precinct Report — Unofficial

PRESIDENTIAL PREFERENCE AND REGULAR PRIMARY — OFFICIAL BALLOT FOR WARREN COUNTY — May 17, 2016

05/17/2016 08:11 PM

Total Number of Voters : 15,357 of 0 = 0.00%

Precincts Reporting 89 of 89 = 100.00%

Party	Candidate	Absentee		Early		Election		Total	
Precinct F117A (Ballots Cast: 17)									
UNITED STATES SENATOR, Vote For 1									
	Rand PAUL	0	0.00%	0	0.00%	1	50.00%	1	50.00%
	Stephen Howard SLAUGHTER	0	0.00%	0	0.00%	0	0.00%	0	0.00%
	James R. GOULD	0	0.00%	0	0.00%	1	50.00%	1	50.00%
	Cast Votes:	0	0.00%	0	0.00%	2	100.00%	2	100.00%
	Over Votes:	0	0.00%	0	0.00%	0	0.00%	0	0.00%
	Under Votes:	0	0.00%	0	0.00%	0	0.00%	0	0.00%
PRESIDENT of the UNITED STATES, Vote For 1									
	Martin J. O'MALLEY	0	0.00%	0	0.00%	0	0.00%	0	0.00%
	Bernard "Bernie" SANDERS	0	0.00%	0	0.00%	10	66.67%	10	66.67%
	Hillary CLINTON	0	0.00%	0	0.00%	5	33.33%	5	33.33%
	Roque Rocky DE LA FUENTE	0	0.00%	0	0.00%	0	0.00%	0	0.00%
	"UNCOMMITTED"	0	0.00%	0	0.00%	0	0.00%	0	0.00%
	Cast Votes:	0	0.00%	0	0.00%	15	100.00%	15	100.00%
	Over Votes:	0	0.00%	0	0.00%	0	0.00%	0	0.00%
	Under Votes:	0	0.00%	0	0.00%	0	0.00%	0	0.00%
UNITED STATES SENATOR, Vote For 1									
	Rory HOULIHAN	0	0.00%	0	0.00%	0	0.00%	0	0.00%
	Jeff KENDER	0	0.00%	0	0.00%	0	0.00%	0	0.00%
	Ron LEACH	0	0.00%	0	0.00%	5	33.33%	5	33.33%
	Tom RECKTENWALD	0	0.00%	0	0.00%	0	0.00%	0	0.00%
	Grant T. SHORT	0	0.00%	0	0.00%	0	0.00%	0	0.00%
	Sellus WILDER	0	0.00%	0	0.00%	4	26.67%	4	26.67%
	Jim GRAY	0	0.00%	0	0.00%	6	40.00%	6	40.00%
	Cast Votes:	0	0.00%	0	0.00%	15	100.00%	15	100.00%
	Over Votes:	0	0.00%	0	0.00%	0	0.00%	0	0.00%
	Under Votes:	0	0.00%	0	0.00%	0	0.00%	0	0.00%
STATE REPRESENTATIVE 16th Representative District, Vote For 1									
	Ami L. BROOKS	0	0.00%	0	0.00%	0	0.00%	0	0.00%
	Jason PETRIE	0	0.00%	0	0.00%	2	100.00%	2	100.00%
	Cast Votes:	0	0.00%	0	0.00%	2	100.00%	2	100.00%
	Over Votes:	0	0.00%	0	0.00%	0	0.00%	0	0.00%
	Under Votes:	0	0.00%	0	0.00%	0	0.00%	0	0.00%

Precinct Report — Unofficial

PRESIDENTIAL PREFERENCE AND REGULAR PRIMARY — OFFICIAL BALLOT FOR WARREN COUNTY — May 17, 2016

05/17/2016 08:11 PM

Total Number of Voters : 15,357 of 0 = 0.00%

Precincts Reporting 89 of 89 = 100.00%

Party	Candidate	Absentee		Early		Election		Total	
Precinct F118 (Ballots Cast: 178)									
UNITED STATES SENATOR, Vote For 1									
	Rand PAUL	0	0.00%	0	0.00%	57	85.07%	57	85.07%
	Stephen Howard SLAUGHTER	0	0.00%	0	0.00%	5	7.46%	5	7.46%
	James R. GOULD	0	0.00%	0	0.00%	5	7.46%	5	7.46%
	Cast Votes:	0	0.00%	0	0.00%	67	100.00%	67	100.00%
	Over Votes:	0	0.00%	0	0.00%	0	0.00%	0	0.00%
	Under Votes:	0	0.00%	0	0.00%	0	0.00%	0	0.00%
PRESIDENT of the UNITED STATES, Vote For 1									
	Martin J. O'MALLEY	0	0.00%	0	0.00%	2	1.80%	2	1.80%
	Bernard "Bernie" SANDERS	0	0.00%	0	0.00%	46	41.44%	46	41.44%
	Hillary CLINTON	0	0.00%	0	0.00%	54	48.65%	54	48.65%
	Roque Rocky DE LA FUENTE	0	0.00%	0	0.00%	0	0.00%	0	0.00%
	"UNCOMMITTED"	0	0.00%	0	0.00%	9	8.11%	9	8.11%
	Cast Votes:	0	0.00%	0	0.00%	111	100.00%	111	100.00%
	Over Votes:	0	0.00%	0	0.00%	0	0.00%	0	0.00%
	Under Votes:	0	0.00%	0	0.00%	0	0.00%	0	0.00%
UNITED STATES SENATOR, Vote For 1									
	Rory HOULIHAN	0	0.00%	0	0.00%	3	3.16%	3	3.16%
	Jeff KENDER	0	0.00%	0	0.00%	0	0.00%	0	0.00%
	Ron LEACH	0	0.00%	0	0.00%	12	12.63%	12	12.63%
	Tom RECKTENWALD	0	0.00%	0	0.00%	1	1.05%	1	1.05%
	Grant T. SHORT	0	0.00%	0	0.00%	4	4.21%	4	4.21%
	Sellus WILDER	0	0.00%	0	0.00%	15	15.79%	15	15.79%
	Jim GRAY	0	0.00%	0	0.00%	60	63.16%	60	63.16%
	Cast Votes:	0	0.00%	0	0.00%	95	85.59%	95	85.59%
	Over Votes:	0	0.00%	0	0.00%	0	0.00%	0	0.00%
	Under Votes:	0	0.00%	0	0.00%	16	14.41%	16	14.41%

PRIMARY ELECTION
WASHINGTON COUNTY - 2ND. CONG. DIST.
RECAPITULATION SHEET
MAY 17, 2016

	ABSENTEE			MOORESVILLE			BRUSH GROVE			SHARPSVILLE			WILLISBURG			COURTHOUSE			CARDWELL			MACKVILLE			HOUSING PROJECT			PRESBYTERIAN CHURCH			LIBRARY		
	Mail-In	Walk-In	Total	eSlate	eScan	Total	eSlate	eScan	Total	eSlate	eScan	Total	eSlate	eScan	Total	eSlate	eScan	Total	eSlate	eScan	Total	eSlate	eScan	Total	eSlate	eScan	Total	eSlate	eScan	Total	eSlate	eScan	Total
UNITED STATES SENATOR - REP																																	
Rand PAUL	7	10	17	8	8	16	0	31	31	10	4	14	17	16	33	7	36	43	0	36	36	8	17	25	13	10	23	0	27	27	4	5	9
Stephen Howard SLAUGHTER	0	1	1	0	1	1	0	0	0	0	0	0	2	0	2	0	3	3	0	1	1	0	2	2	2	0	2	0	1	1	0	1	1
James R. GOULD	0	1	1	0	1	1	0	2	2	1	0	1	2	1	3	1	1	2	0	2	2	1	1	2	0	0	0	0	1	1	0	2	2
STATE REPRESENTATIVE - 55th Rep. Dist. - REP																																	
Kim KING	6	10	16	8	5	13	0	22	22	8	4	12	18	15	33	8	35	43	0	29	29	9	18	27	14	9	23	0	26	26	2	5	7
Bradley VAUGHAN	0	2	2	1	5	6	0	9	9	3	0	3	2	2	4	0	5	5	0	10	10	1	2	3	1	3	4	0	3	3	2	3	5
PRESIDENT of the UNITED STATES - DEM																																	
Martin J. O'MALLEY	2	1	3	0	0	0	0	0	0	0	0	0	3	0	3	1	0	1	0	0	0	0	0	0	0	1	1	0	2	2	1	0	1
Bernard "Bernie" SANDERS	10	6	16	12	13	25	0	35	35	9	0	9	18	7	25	18	45	63	1	25	26	9	31	40	21	16	37	0	36	36	14	14	28
Hillary CLINTON	22	13	35	17	18	35	0	12	12	10	2	12	12	8	20	13	33	46	0	14	14	6	19	25	33	24	57	0	68	68	20	19	39
Roque Rocky DE LA FUENTE	0	1	1	0	1	1	0	0	0	0	0	0	0	0	0	0	0	0	0	0	0	0	2	2	0	0	0	0	0	0	0	0	0
"UNCOMMITTED"	0	0	0	2	0	2	0	3	3	1	1	2	4	0	4	3	4	7	1	8	9	1	5	6	3	1	4	0	2	2	2	0	2
UNITED STATES SENATOR - DEM																																	
Rory HOULIHAN	5	1	6	0	2	2	0	4	4	0	0	0	3	0	3	1	3	4	0	2	2	0	0	0	3	2	5	0	5	5	1	1	2
Jeff KENDER	5	0	5	4	0	4	0	4	4	0	0	0	1	1	2	1	1	2	0	1	1	0	2	2	2	0	2	0	4	4	2	0	2
Ron LEACH	4	2	6	3	3	6	0	4	4	3	0	3	3	1	4	5	11	16	0	3	3	5	7	12	9	4	13	0	10	10	7	4	11
Tom RECKTENWALD	2	0	2	2	1	3	0	1	1	1	1	2	0	1	1	1	5	6	0	0	0	1	1	2	3	1	4	0	5	5	2	0	2
Grant T. SHORT	2	1	3	1	2	3	0	2	2	0	0	0	0	0	0	1	2	3	0	4	4	0	2	2	3	2	5	0	3	3	0	0	0
Sellus WILDER	0	4	4	4	0	4	0	5	5	2	0	2	3	1	4	2	6	8	1	6	7	1	3	4	5	2	7	0	0	0	2	2	4
Jim GRAY	12	13	25	13	20	33	0	23	23	12	2	14	21	7	28	18	48	66	1	28	29	8	37	45	30	22	52	0	71	71	22	21	43
Public Count	41	38	79	40	42	82	0	83	83	31	7	38	58	32	90	43	122	165	2	86	88	26	80	106	73	52	125	0	141	141	41	41	82

PRIMARY ELECTION
WASHINGTON COUNTY - 2ND. CONG. DIST.
RECAPITULATION SHEET
MAY 17, 2016

	NEW ARMORY			FREDERICKTOWN			CITY HALL			
	eSlate	eScan	Total	eSlate	eScan	Total	eSlate	eScan	Total	GRAND TOTAL
UNITED STATES SENATOR - REP										
Rand PAUL	0	14	14	3	16	19	0	69	69	376
Stephen Howard SLAUGHTER	0	2	2	0	0	0	0	1	1	16
James R. GOULD	0	1	1	0	0	0	1	3	4	22
STATE REPRESENTATIVE - 55th Rep. Dist. - REP										
Kim KING	0	15	15	3	15	18	1	65	66	350
Bradley VAUGHAN	0	2	2	0	1	1	0	7	7	61
PRESIDENT of the UNITED STATES - DEM										
Martin J. O'MALLEY	0	2	2	0	1	1	0	2	2	16
Bernard "Bernie" SANDERS	0	76	76	0	60	60	0	74	74	550
Hillary CLINTON	0	87	87	0	38	38	2	89	91	579
Roque Rocky DE LA FUENTE	0	2	2	0	1	1	0	1	1	8
"UNCOMMITTED"	0	6	6	0	10	10	0	9	9	66
UNITED STATES SENATOR - DEM										
Rory HOULIHAN	0	9	9	0	4	4	0	8	8	54
Jeff KENDER	0	8	8	0	3	3	0	6	6	45
Ron LEACH	0	21	21	0	15	15	0	22	22	146
Tom RECKTENWALD	0	2	2	0	2	2	0	1	1	33
Grant T. SHORT	0	4	4	0	4	4	0	5	5	38
Sellus WILDER	0	17	17	0	8	8	0	5	5	79
Jim GRAY	0	92	92	0	61	61	2	106	108	690
Public Count	0	190	190	3	127	130	3	249	252	1651

PRIMARY ELECTION
WASHINGTON COUNTY - 1ST. CONG. DIST.
RECAPITULATION SHEET
MAY 17, 2016

	ABSENTEE			POTTSVILLE				Grand Total 1st & 2nd Cong. Dist.
	Mail-In	Walk-In	Total	eSlate	eScan	Total	GRAND TOTAL	
UNITED STATES SENATOR - REP								
James R. GOULD	0	0	0	0	0	0	0	22
Rand PAUL	0	0	0	4	8	12	12	388
Stephen Howard SLAUGHTER	0	0	0	0	0	0	0	17
U.S. REP. in CONGRESS - 1st Cong. Dist. - REP								
Mike PAPE	0	0	0	0	1	1	1	1
Miles A. CAUGHEY JR.	0	0	0	0	0	0	0	0
Jason BATTS	0	0	0	2	1	3	3	3
James R. COMER	0	0	0	2	7	9	9	9
STATE REPRESENTATIVE - 55th Rep. Dist. - REP								
Kim KING	0	0	0	4	8	12	12	362
Bradley VAUGHAN	0	0	0	0	1	1	1	62
PRESIDENT of the UNITED STATES - DEM								
Martin J. O'MALLEY	0	0	0	0	0	0	0	16
Bernard "Bernie" SANDERS	0	2	2	13	17	30	32	582
Hillary CLINTON	0	0	0	8	14	22	22	601
Roque Rocky DE LA FUENTE	0	0	0	0	1	1	1	9
"UNCOMMITTED"	0	0	0	4	1	5	5	71
UNITED STATES SENATOR - DEM								
Jim GRAY	0	2	2	20	23	43	45	735
Rory HOULIHAN	0	0	0	1	0	1	1	55
Jeff KENDER	0	0	0	0	1	1	1	46
Ron LEACH	0	0	0	0	4	4	4	150
Tom RECKTENWALD	0	0	0	0	0	0	0	33
Grant T. SHORT	0	0	0	0	0	0	0	38
Sellus WILDER	0	0	0	2	2	4	4	83
U.S. REP. in CONGRESS - 1st Cong. Dist. - DEM								
Tom OSBORNE	0	0	0	11	20	31	31	31
Samuel L. GASKINS	0	2	2	10	6	16	18	18
Public Count	0	3	3	30	42	72	75	1726

RECEIVED
JUN 23 2016
State Board of Elections

PRIMARY ELECTION
WAYNE COUNTY - 5TH CONG. DIST.
RECAPITULATION SHEET
MAY 17, 2016

	ABSENTEE		MONTICELLO #1			MONTICELLO #2			COLLETTS			MONTICELLO #1-A			EADSVILLE			ELK CREEK			STOP			MULLENTOWN			POWERSBURG			COOPER		
	Mail-In	Walk-In	eState	eScan	Total	eState	eScan	Total	eState	eScan	Total	eState	eScan	Total	eState	eScan	Total	eState	eScan	Total	eState	eScan	Total	eState	eScan	Total	eState	eScan	Total	eState	eScan	Total
UNITED STATES SENATOR - REP	15	33	0	23	23	0	4	4	0	54	54	0	27	27	0	20	20	0	28	28	0	52	52	0	50	50	1	24	25	0	28	28
Rand PAUL	9	13	0	5	5	0	1	1	0	18	18	0	5	5	0	4	4	0	5	5	0	4	4	0	3	3	0	4	4	0	1	1
Stephen Howard SLAUGHTER	2	4	0	2	2	0	0	0	0	2	2	0	1	1	0	1	1	0	2	2	0	1	1	0	0	0	0	1	1	0	0	0
James R. GOULD	1	0	0	0	0	0	0	0	0	4	4	0	1	1	0	0	0	0	4	4	0	4	4	0	0	0	0	1	1	0	3	3
U.S.-REP. In CONGRESS - 5th Cong. Dist. - REP	14	29	0	30	30	0	11	11	0	48	48	0	26	26	0	23	23	0	28	28	0	40	40	0	55	55	1	24	25	0	24	24
Harold "Hal" ROGERS	2	7	0	10	10	0	8	8	0	17	17	0	6	6	0	4	4	0	8	8	0	17	17	0	10	10	0	3	3	0	5	5
John BURK JR.																																
PRESIDENT of the UNITED STATES - DEM	0	3	0	0	0	0	0	0	0	0	0	0	1	1	0	0	0	0	0	0	0	2	2	0	0	0	0	0	0	0	1	1
Martin J. O'MALLEY	2	13	0	6	6	0	2	2	0	18	18	0	5	5	0	5	5	0	5	5	0	13	13	0	4	4	0	1	1	0	1	1
Bernard "Bernie" SANDERS	7	18	0	24	24	0	9	9	0	33	33	0	31	31	0	14	14	0	35	35	0	13	13	0	12	12	0	15	15	0	11	11
Hillary CLINTON	0	0	0	0	0	0	0	0	0	0	0	0	0	0	0	0	0	0	0	0	0	0	0	0	1	1	0	0	0	0	0	0
Rogue Rocky DE LA FUENTE	1	2	0	2	2	0	0	0	0	1	1	0	1	1	0	0	0	0	0	0	0	1	1	0	0	0	0	0	0	0	0	0
"UNCOMMITTED"																																
UNITED STATES SENATOR - DEM	0	3	0	0	0	0	0	0	0	0	0	0	1	1	0	0	0	0	0	0	0	3	3	0	1	1	0	0	0	0	1	1
Tom RECKTENWALD	0	2	0	0	0	0	1	1	0	3	3	0	1	1	0	0	0	0	1	1	0	2	2	0	0	0	0	0	0	0	0	0
Grant T. SHORT	0	1	0	0	0	0	1	1	0	1	1	0	0	0	0	0	0	0	0	0	0	0	0	0	0	0	0	1	1	0	0	0
Saliua WILDER	0	1	0	1	1	0	1	1	0	4	4	0	4	4	0	1	1	0	5	5	0	3	3	0	3	3	0	4	4	0	4	4
Jim GRAY	8	30	0	24	24	0	24	24	0	32	32	0	24	24	0	26	26	0	55	55	0	18	18	0	31	31	0	12	12	0	11	11
Rory HOULIHAN	0	0	0	0	0	0	0	0	0	1	1	0	0	0	0	0	0	0	1	1	0	2	2	0	1	1	0	0	0	0	0	0
Jeff KENDER	1	1	0	0	0	0	1	1	0	0	0	0	1	1	0	0	0	0	0	0	0	1	1	0	0	0	0	0	0	0	0	0
Ron LEACH	0	0	0	1	1	0	1	1	0	3	3	0	1	1	0	2	2	0	2	2	0	1	1	0	1	1	0	2	2	0	1	1

Cumulative Report — Unofficial

PRESIDENTIAL PREFERENCE AND REGULAR PRIMARY — OFFICIAL BALLOT FOR WAYNE COUNTY — May 17, 2016

05/17/2016 07:07 PM

606-348-8303

Total Number of Voters : 1,841 of 0 = 0.00%

Precincts Reporting 20 of 20 = 100.00%

Party	Candidate	Absentee		Early		Election		Total	
UNITED STATES SENATOR, Vote For 1									
	Rand PAUL	0	0.00%	0	0.00%	757	83.65%	757	83.65%
	Stephen Howard SLAUGHTER	0	0.00%	0	0.00%	82	9.06%	82	9.06%
	James R. GOULD	0	0.00%	0	0.00%	66	7.29%	66	7.29%
	Cast Votes:	0	0.00%	0	0.00%	905	97.84%	905	97.84%
	Over Votes:	0	0.00%	0	0.00%	0	0.00%	0	0.00%
	Under Votes:	0	0.00%	0	0.00%	20	2.16%	20	2.16%
UNITED STATES REPRESENTATIVE In CONGRESS 5th Congressional District, Vote For 1									
	Harold "Hal" ROGERS	0	0.00%	0	0.00%	721	78.71%	721	78.71%
	John BURK JR.	0	0.00%	0	0.00%	195	21.29%	195	21.29%
	Cast Votes:	0	0.00%	0	0.00%	916	99.03%	916	99.03%
	Over Votes:	0	0.00%	0	0.00%	0	0.00%	0	0.00%
	Under Votes:	0	0.00%	0	0.00%	9	0.97%	9	0.97%
PRESIDENT of the UNITED STATES, Vote For 1									
	Martin J. O'MALLEY	0	0.00%	0	0.00%	13	1.44%	13	1.44%
	Bernard "Bernie" SANDERS	0	0.00%	0	0.00%	356	39.42%	356	39.42%
	Hillary CLINTON	0	0.00%	0	0.00%	502	55.59%	502	55.59%
	Roque Rocky DE LA FUENTE	0	0.00%	0	0.00%	7	0.78%	7	0.78%
	"UNCOMMITTED"	0	0.00%	0	0.00%	25	2.77%	25	2.77%
	Cast Votes:	0	0.00%	0	0.00%	903	98.58%	903	98.58%
	Over Votes:	0	0.00%	0	0.00%	0	0.00%	0	0.00%
	Under Votes:	0	0.00%	0	0.00%	13	1.42%	13	1.42%
UNITED STATES SENATOR, Vote For 1									
	Tom RECKTENWALD	0	0.00%	0	0.00%	24	2.85%	24	2.85%
	Grant T. SHORT	0	0.00%	0	0.00%	26	3.09%	26	3.09%
	Sellus WILDER	0	0.00%	0	0.00%	45	5.34%	45	5.34%
	Jim GRAY	0	0.00%	0	0.00%	689	81.83%	689	81.83%
	Rory HOULIHAN	0	0.00%	0	0.00%	10	1.19%	10	1.19%
	Jeff KENDER	0	0.00%	0	0.00%	15	1.78%	15	1.78%
	Ron LEACH	0	0.00%	0	0.00%	33	3.92%	33	3.92%
	Cast Votes:	0	0.00%	0	0.00%	842	91.92%	842	91.92%
	Over Votes:	0	0.00%	0	0.00%	0	0.00%	0	0.00%
	Under Votes:	0	0.00%	0	0.00%	74	8.08%	74	8.08%

RECEIVED
JUN 23 2016
State Board of Elections

08:18:55 a.m. 06-23-2016

Cumulative Report — Unofficial

PRESIDENTIAL PREFERENCE AND REGULAR PRIMARY — OFFICIAL BALLOT FOR WEBSTER COUNTY — May 17, 2016

05/18/2016 08:44 AM

Total Number of Voters : 2,949 of 0 = 0.00%

Precincts Reporting 15 of 15 = 100.00%

Party	Candidate	Absentee		Early		Election		Total	
UNITED STATES SENATOR, Vote For 1									
	James R. GOULD	0	0.00%	0	0.00%	24	6.74%	24	6.74%
	Rand PAUL	0	0.00%	0	0.00%	315	88.48%	315	88.48%
	Stephen Howard SLAUGHTER	0	0.00%	0	0.00%	17	4.78%	17	4.78%
	Cast Votes:	0	0.00%	0	0.00%	356	98.89%	356	98.89%
	Over Votes:	0	0.00%	0	0.00%	0	0.00%	0	0.00%
	Under Votes:	0	0.00%	0	0.00%	4	1.11%	4	1.11%
UNITED STATES REPRESENTATIVE in CONGRESS 1st Congressional District, Vote For 1									
	Mike PAPE	0	0.00%	0	0.00%	106	29.61%	106	29.61%
	Miles A. CAUGHEY JR.	0	0.00%	0	0.00%	12	3.35%	12	3.35%
	Jason BATTS	0	0.00%	0	0.00%	45	12.57%	45	12.57%
	James R. COMER	0	0.00%	0	0.00%	195	54.47%	195	54.47%
	Cast Votes:	0	0.00%	0	0.00%	358	99.44%	358	99.44%
	Over Votes:	0	0.00%	0	0.00%	0	0.00%	0	0.00%
	Under Votes:	0	0.00%	0	0.00%	2	0.56%	2	0.56%
PRESIDENT of the UNITED STATES, Vote For 1									
	Martin J. O'MALLEY	0	0.00%	0	0.00%	65	2.70%	65	2.70%
	Bernard "Bernie" SANDERS	0	0.00%	0	0.00%	1,169	48.49%	1,169	48.49%
	Hillary CLINTON	0	0.00%	0	0.00%	693	28.74%	693	28.74%
	Roque Rocky DE LA FUENTE	0	0.00%	0	0.00%	16	0.66%	16	0.66%
	"UNCOMMITTED"	0	0.00%	0	0.00%	468	19.41%	468	19.41%
	Cast Votes:	0	0.00%	0	0.00%	2,411	93.12%	2,411	93.12%
	Over Votes:	0	0.00%	0	0.00%	0	0.00%	0	0.00%
	Under Votes:	0	0.00%	0	0.00%	178	6.88%	178	6.88%
UNITED STATES SENATOR, Vote For 1									
	Jim GRAY	0	0.00%	0	0.00%	1,269	61.25%	1,269	61.25%
	Rory HOULIHAN	0	0.00%	0	0.00%	85	4.10%	85	4.10%
	Jeff KENDER	0	0.00%	0	0.00%	143	6.90%	143	6.90%
	Ron LEACH	0	0.00%	0	0.00%	237	11.44%	237	11.44%
	Tom RECKTENWALD	0	0.00%	0	0.00%	69	3.33%	69	3.33%
	Grant T. SHORT	0	0.00%	0	0.00%	101	4.87%	101	4.87%
	Sellus WILDER	0	0.00%	0	0.00%	168	8.11%	168	8.11%
	Cast Votes:	0	0.00%	0	0.00%	2,072	80.03%	2,072	80.03%
	Over Votes:	0	0.00%	0	0.00%	0	0.00%	0	0.00%
	Under Votes:	0	0.00%	0	0.00%	517	19.97%	517	19.97%

RECEIVED
MAY 24 2016
Webster Board of Elections

Cumulative Report — Unofficial

PRESIDENTIAL PREFERENCE AND REGULAR PRIMARY — OFFICIAL BALLOT FOR WEBSTER COUNTY — May 17, 2016

05/18/2016 08:44 AM

Total Number of Voters : 2,949 of 0 = 0.00%

Precincts Reporting 15 of 15 = 100.00%

Party	Candidate	Absentee		Early		Election		Total	
UNITED STATES REPRESENTATIVE in CONGRESS 1st Congressional District, Vote For 1									
	Tom OSBORNE	0	0.00%	0	0.00%	1,197	63.77%	1,197	63.77%
	Samuel L. GASKINS	0	0.00%	0	0.00%	680	36.23%	680	36.23%
	Cast Votes:	0	0.00%	0	0.00%	1,877	72.50%	1,877	72.50%
	Over Votes:	0	0.00%	0	0.00%	1	0.04%	1	0.04%
	Under Votes:	0	0.00%	0	0.00%	711	27.46%	711	27.46%
CIRCUIT CLERK (Unexpired Term), Vote For 1									
	Debbie AUSTIN	0	0.00%	0	0.00%	1,181	46.19%	1,181	46.19%
	Raegina Dacy SCOTT	0	0.00%	0	0.00%	570	22.29%	570	22.29%
	Jennifer Pigman DAVIS	0	0.00%	0	0.00%	806	31.52%	806	31.52%
	Cast Votes:	0	0.00%	0	0.00%	2,557	98.76%	2,557	98.76%
	Over Votes:	0	0.00%	0	0.00%	0	0.00%	0	0.00%
	Under Votes:	0	0.00%	0	0.00%	32	1.24%	32	1.24%

Precinct Report — Unofficial

PRESIDENTIAL PREFERENCE AND REGULAR PRIMARY — OFFICIAL BALLOT FOR WEBSTER COUNTY — May 17, 2016

05/17/2016 07:52 PM

Total Number of Voters : 2,949 of 0 = 0.00%

Precincts Reporting 15 of 15 = 100.00%

Party	Candidate	Absentee		Early		Election		Total	
Precinct AB (Ballots Cast: 111)									
UNITED STATES SENATOR, Vote For 1									
	James R. GOULD	0	0.00%	0	0.00%	1	5.56%	1	5.56%
	Rand PAUL	0	0.00%	0	0.00%	16	88.89%	16	88.89%
	Stephen Howard SLAUGHTER	0	0.00%	0	0.00%	1	5.56%	1	5.56%
	Cast Votes:	0	0.00%	0	0.00%	18	100.00%	18	100.00%
	Over Votes:	0	0.00%	0	0.00%	0	0.00%	0	0.00%
	Under Votes:	0	0.00%	0	0.00%	0	0.00%	0	0.00%
UNITED STATES REPRESENTATIVE in CONGRESS 1st Congressional District, Vote For 1									
	Mike PAPE	0	0.00%	0	0.00%	2	11.11%	2	11.11%
	Miles A. CAUGHEY JR.	0	0.00%	0	0.00%	0	0.00%	0	0.00%
	Jason BATTS	0	0.00%	0	0.00%	2	11.11%	2	11.11%
	James R. COMER	0	0.00%	0	0.00%	14	77.78%	14	77.78%
	Cast Votes:	0	0.00%	0	0.00%	18	100.00%	18	100.00%
	Over Votes:	0	0.00%	0	0.00%	0	0.00%	0	0.00%
	Under Votes:	0	0.00%	0	0.00%	0	0.00%	0	0.00%
PRESIDENT of the UNITED STATES, Vote For 1									
	Martin J. O'MALLEY	0	0.00%	0	0.00%	3	3.61%	3	3.61%
	Bernard "Bernie" SANDERS	0	0.00%	0	0.00%	29	34.94%	29	34.94%
	Hillary CLINTON	0	0.00%	0	0.00%	39	46.99%	39	46.99%
	Roque Rocky DE LA FUENTE	0	0.00%	0	0.00%	0	0.00%	0	0.00%
	"UNCOMMITTED"	0	0.00%	0	0.00%	12	14.46%	12	14.46%
	Cast Votes:	0	0.00%	0	0.00%	83	89.25%	83	89.25%
	Over Votes:	0	0.00%	0	0.00%	0	0.00%	0	0.00%
	Under Votes:	0	0.00%	0	0.00%	10	10.75%	10	10.75%
UNITED STATES SENATOR, Vote For 1									
	Jim GRAY	0	0.00%	0	0.00%	42	57.53%	42	57.53%
	Rory HOULIHAN	0	0.00%	0	0.00%	2	2.74%	2	2.74%
	Jeff KENDER	0	0.00%	0	0.00%	6	8.22%	6	8.22%
	Ron LEACH	0	0.00%	0	0.00%	11	15.07%	11	15.07%
	Tom RECKTENWALD	0	0.00%	0	0.00%	5	6.85%	5	6.85%
	Grant T. SHORT	0	0.00%	0	0.00%	1	1.37%	1	1.37%
	Sellus WILDER	0	0.00%	0	0.00%	6	8.22%	6	8.22%
	Cast Votes:	0	0.00%	0	0.00%	73	78.49%	73	78.49%
	Over Votes:	0	0.00%	0	0.00%	0	0.00%	0	0.00%
	Under Votes:	0	0.00%	0	0.00%	20	21.51%	20	21.51%

RECEIVED
MAY 24 2016
State Board of Elections

Precinct Report — Unofficial

PRESIDENTIAL PREFERENCE AND REGULAR PRIMARY — OFFICIAL BALLOT FOR WEBSTER COUNTY — May 17, 2016

05/17/2016 07:52 PM

Total Number of Voters : 2,949 of 0 = 0.00%

Precincts Reporting 15 of 15 = 100.00%

Party	Candidate	Absentee		Early		Election		Total	
Precinct AB (Ballots Cast: 111)									
UNITED STATES REPRESENTATIVE in CONGRESS 1st Congressional District, Vote For 1									
	Tom OSBORNE	0	0.00%	0	0.00%	43	64.18%	43	64.18%
	Samuel L. GASKINS	0	0.00%	0	0.00%	24	35.82%	24	35.82%
	Cast Votes:	0	0.00%	0	0.00%	67	72.04%	67	72.04%
	Over Votes:	0	0.00%	0	0.00%	0	0.00%	0	0.00%
	Under Votes:	0	0.00%	0	0.00%	26	27.96%	26	27.96%
CIRCUIT CLERK (Unexpired Term), Vote For 1									
	Debbie AUSTIN	0	0.00%	0	0.00%	47	51.09%	47	51.09%
	Raegina Dacy SCOTT	0	0.00%	0	0.00%	22	23.91%	22	23.91%
	Jennifer Pigman DAVIS	0	0.00%	0	0.00%	23	25.00%	23	25.00%
	Cast Votes:	0	0.00%	0	0.00%	92	98.92%	92	98.92%
	Over Votes:	0	0.00%	0	0.00%	0	0.00%	0	0.00%
	Under Votes:	0	0.00%	0	0.00%	1	1.08%	1	1.08%

Precinct Report — Unofficial

PRESIDENTIAL PREFERENCE AND REGULAR PRIMARY — OFFICIAL BALLOT FOR WEBSTER COUNTY — May 17, 2016

05/17/2016 07:52 PM

Total Number of Voters : 2,949 of 0 = 0.00%

Precincts Reporting 15 of 15 = 100.00%

Party	Candidate	Absentee		Early		Election		Total	
Precinct A101 (Ballots Cast: 340)									
UNITED STATES SENATOR, Vote For 1									
	James R. GOULD	0	0.00%	0	0.00%	1	2.56%	1	2.56%
	Rand PAUL	0	0.00%	0	0.00%	37	94.87%	37	94.87%
	Stephen Howard SLAUGHTER	0	0.00%	0	0.00%	1	2.56%	1	2.56%
	Cast Votes:	0	0.00%	0	0.00%	39	100.00%	39	100.00%
	Over Votes:	0	0.00%	0	0.00%	0	0.00%	0	0.00%
	Under Votes:	0	0.00%	0	0.00%	0	0.00%	0	0.00%
UNITED STATES REPRESENTATIVE in CONGRESS 1st Congressional District, Vote For 1									
	Mike PAPE	0	0.00%	0	0.00%	12	30.77%	12	30.77%
	Miles A. CAUGHEY JR.	0	0.00%	0	0.00%	1	2.56%	1	2.56%
	Jason BATTS	0	0.00%	0	0.00%	5	12.82%	5	12.82%
	James R. COMER	0	0.00%	0	0.00%	21	53.85%	21	53.85%
	Cast Votes:	0	0.00%	0	0.00%	39	100.00%	39	100.00%
	Over Votes:	0	0.00%	0	0.00%	0	0.00%	0	0.00%
	Under Votes:	0	0.00%	0	0.00%	0	0.00%	0	0.00%
PRESIDENT of the UNITED STATES, Vote For 1									
	Martin J. O'MALLEY	0	0.00%	0	0.00%	9	3.36%	9	3.36%
	Bernard "Bernie" SANDERS	0	0.00%	0	0.00%	136	50.75%	136	50.75%
	Hillary CLINTON	0	0.00%	0	0.00%	63	23.51%	63	23.51%
	Roque Rocky DE LA FUENTE	0	0.00%	0	0.00%	2	0.75%	2	0.75%
	"UNCOMMITTED"	0	0.00%	0	0.00%	58	21.64%	58	21.64%
	Cast Votes:	0	0.00%	0	0.00%	268	89.04%	268	89.04%
	Over Votes:	0	0.00%	0	0.00%	0	0.00%	0	0.00%
	Under Votes:	0	0.00%	0	0.00%	33	10.96%	33	10.96%
UNITED STATES SENATOR, Vote For 1									
	Jim GRAY	0	0.00%	0	0.00%	138	60.26%	138	60.26%
	Rory HOULIHAN	0	0.00%	0	0.00%	10	4.37%	10	4.37%
	Jeff KENDER	0	0.00%	0	0.00%	17	7.42%	17	7.42%
	Ron LEACH	0	0.00%	0	0.00%	30	13.10%	30	13.10%
	Tom RECKTENWALD	0	0.00%	0	0.00%	4	1.75%	4	1.75%
	Grant T. SHORT	0	0.00%	0	0.00%	13	5.68%	13	5.68%
	Sellus WILDER	0	0.00%	0	0.00%	17	7.42%	17	7.42%
	Cast Votes:	0	0.00%	0	0.00%	229	76.08%	229	76.08%
	Over Votes:	0	0.00%	0	0.00%	0	0.00%	0	0.00%
	Under Votes:	0	0.00%	0	0.00%	72	23.92%	72	23.92%

Precinct Report — Unofficial

PRESIDENTIAL PREFERENCE AND REGULAR PRIMARY — OFFICIAL BALLOT FOR WEBSTER COUNTY — May 17, 2016

05/17/2016 07:52 PM

Total Number of Voters : 2,949 of 0 = 0.00%

Precincts Reporting 15 of 15 = 100.00%

Party	Candidate	Absentee		Early		Election		Total	
Precinct A101 (Ballots Cast: 340)									
UNITED STATES REPRESENTATIVE in CONGRESS 1st Congressional District, Vote For 1									
	Tom OSBORNE	0	0.00%	0	0.00%	155	72.43%	155	72.43%
	Samuel L. GASKINS	0	0.00%	0	0.00%	59	27.57%	59	27.57%
	Cast Votes:	0	0.00%	0	0.00%	214	71.10%	214	71.10%
	Over Votes:	0	0.00%	0	0.00%	0	0.00%	0	0.00%
	Under Votes:	0	0.00%	0	0.00%	87	28.90%	87	28.90%
CIRCUIT CLERK (Unexpired Term), Vote For 1									
	Debbie AUSTIN	0	0.00%	0	0.00%	147	49.16%	147	49.16%
	Raegina Dacy SCOTT	0	0.00%	0	0.00%	69	23.08%	69	23.08%
	Jennifer Pigman DAVIS	0	0.00%	0	0.00%	83	27.76%	83	27.76%
	Cast Votes:	0	0.00%	0	0.00%	299	99.34%	299	99.34%
	Over Votes:	0	0.00%	0	0.00%	0	0.00%	0	0.00%
	Under Votes:	0	0.00%	0	0.00%	2	0.66%	2	0.66%

Party	Candidate	Absentee		Early		Election		Total	
Precinct A102 (Ballots Cast: 187)									
UNITED STATES SENATOR, Vote For 1									
	James R. GOULD	0	0.00%	0	0.00%	1	3.33%	1	3.33%
	Rand PAUL	0	0.00%	0	0.00%	27	90.00%	27	90.00%
	Stephen Howard SLAUGHTER	0	0.00%	0	0.00%	2	6.67%	2	6.67%
	Cast Votes:	0	0.00%	0	0.00%	30	96.77%	30	96.77%
	Over Votes:	0	0.00%	0	0.00%	0	0.00%	0	0.00%
	Under Votes:	0	0.00%	0	0.00%	1	3.23%	1	3.23%
UNITED STATES REPRESENTATIVE in CONGRESS 1st Congressional District, Vote For 1									
	Mike PAPE	0	0.00%	0	0.00%	7	22.58%	7	22.58%
	Miles A. CAUGHEY JR.	0	0.00%	0	0.00%	2	6.45%	2	6.45%
	Jason BATTS	0	0.00%	0	0.00%	4	12.90%	4	12.90%
	James R. COMER	0	0.00%	0	0.00%	18	58.06%	18	58.06%
	Cast Votes:	0	0.00%	0	0.00%	31	100.00%	31	100.00%
	Over Votes:	0	0.00%	0	0.00%	0	0.00%	0	0.00%
	Under Votes:	0	0.00%	0	0.00%	0	0.00%	0	0.00%
PRESIDENT of the UNITED STATES, Vote For 1									
	Martin J. O'MALLEY	0	0.00%	0	0.00%	3	2.10%	3	2.10%
	Bernard "Bernie" SANDERS	0	0.00%	0	0.00%	74	51.75%	74	51.75%
	Hillary CLINTON	0	0.00%	0	0.00%	28	19.58%	28	19.58%
	Roque Rocky DE LA FUENTE	0	0.00%	0	0.00%	2	1.40%	2	1.40%
	"UNCOMMITTED"	0	0.00%	0	0.00%	36	25.17%	36	25.17%
	Cast Votes:	0	0.00%	0	0.00%	143	91.67%	143	91.67%
	Over Votes:	0	0.00%	0	0.00%	0	0.00%	0	0.00%
	Under Votes:	0	0.00%	0	0.00%	13	8.33%	13	8.33%
UNITED STATES SENATOR, Vote For 1									
	Jim GRAY	0	0.00%	0	0.00%	67	56.78%	67	56.78%
	Rory HOULIHAN	0	0.00%	0	0.00%	2	1.69%	2	1.69%
	Jeff KENDER	0	0.00%	0	0.00%	9	7.63%	9	7.63%
	Ron LEACH	0	0.00%	0	0.00%	13	11.02%	13	11.02%
	Tom RECKTENWALD	0	0.00%	0	0.00%	3	2.54%	3	2.54%
	Grant T. SHORT	0	0.00%	0	0.00%	2	1.69%	2	1.69%
	Sellus WILDER	0	0.00%	0	0.00%	22	18.64%	22	18.64%
	Cast Votes:	0	0.00%	0	0.00%	118	75.64%	118	75.64%
	Over Votes:	0	0.00%	0	0.00%	0	0.00%	0	0.00%
	Under Votes:	0	0.00%	0	0.00%	38	24.36%	38	24.36%

Precinct Report — Unofficial

PRESIDENTIAL PREFERENCE AND REGULAR PRIMARY — OFFICIAL BALLOT FOR WEBSTER COUNTY — May 17, 2016

05/17/2016 07:52 PM

Total Number of Voters : 2,949 of 0 = 0.00%

Precincts Reporting 15 of 15 = 100.00%

Party	Candidate	Absentee		Early		Election		Total	
Precinct A102 (Ballots Cast: 187)									
UNITED STATES REPRESENTATIVE in CONGRESS 1st Congressional District, Vote For 1									
	Tom OSBORNE	0	0.00%	0	0.00%	79	71.82%	79	71.82%
	Samuel L. GASKINS	0	0.00%	0	0.00%	31	28.18%	31	28.18%
	Cast Votes:	0	0.00%	0	0.00%	110	70.51%	110	70.51%
	Over Votes:	0	0.00%	0	0.00%	0	0.00%	0	0.00%
	Under Votes:	0	0.00%	0	0.00%	46	29.49%	46	29.49%
CIRCUIT CLERK (Unexpired Term), Vote For 1									
	Debbie AUSTIN	0	0.00%	0	0.00%	73	46.79%	73	46.79%
	Raegina Dacy SCOTT	0	0.00%	0	0.00%	44	28.21%	44	28.21%
	Jennifer Pigman DAVIS	0	0.00%	0	0.00%	39	25.00%	39	25.00%
	Cast Votes:	0	0.00%	0	0.00%	156	100.00%	156	100.00%
	Over Votes:	0	0.00%	0	0.00%	0	0.00%	0	0.00%
	Under Votes:	0	0.00%	0	0.00%	0	0.00%	0	0.00%

Total Number of Voters : 2,949 of 0 = 0.00%

Precincts Reporting 15 of 15 = 100.00%

Party	Candidate	Absentee		Early		Election		Total	
Precinct A103 (Ballots Cast: 265)									
UNITED STATES SENATOR, Vote For 1									
	James R. GOULD	0	0.00%	0	0.00%	4	13.79%	4	13.79%
	Rand PAUL	0	0.00%	0	0.00%	23	79.31%	23	79.31%
	Stephen Howard SLAUGHTER	0	0.00%	0	0.00%	2	6.90%	2	6.90%
	Cast Votes:	0	0.00%	0	0.00%	29	96.67%	29	96.67%
	Over Votes:	0	0.00%	0	0.00%	0	0.00%	0	0.00%
	Under Votes:	0	0.00%	0	0.00%	1	3.33%	1	3.33%
UNITED STATES REPRESENTATIVE in CONGRESS 1st Congressional District, Vote For 1									
	Mike PAPE	0	0.00%	0	0.00%	5	17.24%	5	17.24%
	Miles A. CAUGHEY JR.	0	0.00%	0	0.00%	2	6.90%	2	6.90%
	Jason BATTS	0	0.00%	0	0.00%	4	13.79%	4	13.79%
	James R. COMER	0	0.00%	0	0.00%	18	62.07%	18	62.07%
	Cast Votes:	0	0.00%	0	0.00%	29	96.67%	29	96.67%
	Over Votes:	0	0.00%	0	0.00%	0	0.00%	0	0.00%
	Under Votes:	0	0.00%	0	0.00%	1	3.33%	1	3.33%
PRESIDENT of the UNITED STATES, Vote For 1									
	Martin J. O'MALLEY	0	0.00%	0	0.00%	5	2.27%	5	2.27%
	Bernard "Bernie" SANDERS	0	0.00%	0	0.00%	107	48.64%	107	48.64%
	Hillary CLINTON	0	0.00%	0	0.00%	41	18.64%	41	18.64%
	Roque Rocky DE LA FUENTE	0	0.00%	0	0.00%	1	0.45%	1	0.45%
	"UNCOMMITTED"	0	0.00%	0	0.00%	66	30.00%	66	30.00%
	Cast Votes:	0	0.00%	0	0.00%	220	93.62%	220	93.62%
	Over Votes:	0	0.00%	0	0.00%	0	0.00%	0	0.00%
	Under Votes:	0	0.00%	0	0.00%	15	6.38%	15	6.38%
UNITED STATES SENATOR, Vote For 1									
	Jim GRAY	0	0.00%	0	0.00%	110	60.11%	110	60.11%
	Rory HOULIHAN	0	0.00%	0	0.00%	2	1.09%	2	1.09%
	Jeff KENDER	0	0.00%	0	0.00%	14	7.65%	14	7.65%
	Ron LEACH	0	0.00%	0	0.00%	18	9.84%	18	9.84%
	Tom RECKTENWALD	0	0.00%	0	0.00%	2	1.09%	2	1.09%
	Grant T. SHORT	0	0.00%	0	0.00%	18	9.84%	18	9.84%
	Sellus WILDER	0	0.00%	0	0.00%	19	10.38%	19	10.38%
	Cast Votes:	0	0.00%	0	0.00%	183	77.87%	183	77.87%
	Over Votes:	0	0.00%	0	0.00%	0	0.00%	0	0.00%
	Under Votes:	0	0.00%	0	0.00%	52	22.13%	52	22.13%

otal Number of Voters : 2,949 of 0 = 0.00%

Precincts Reporting 15 of 15 = 100.00%

Party	Candidate	Absentee		Early		Election		Total	
Precinct A103 (Ballots Cast: 265)									
UNITED STATES REPRESENTATIVE in CONGRESS 1st Congressional District, Vote For 1									
	Tom OSBORNE	0	0.00%	0	0.00%	109	67.70%	109	67.70%
	Samuel L. GASKINS	0	0.00%	0	0.00%	52	32.30%	52	32.30%
	Cast Votes:	0	0.00%	0	0.00%	161	68.51%	161	68.51%
	Over Votes:	0	0.00%	0	0.00%	0	0.00%	0	0.00%
	Under Votes:	0	0.00%	0	0.00%	74	31.49%	74	31.49%
CIRCUIT CLERK (Unexpired Term), Vote For 1									
	Debbie AUSTIN	0	0.00%	0	0.00%	54	23.18%	54	23.18%
	Raegina Dacy SCOTT	0	0.00%	0	0.00%	29	12.45%	29	12.45%
	Jennifer Pigman DAVIS	0	0.00%	0	0.00%	150	64.38%	150	64.38%
	Cast Votes:	0	0.00%	0	0.00%	233	99.15%	233	99.15%
	Over Votes:	0	0.00%	0	0.00%	0	0.00%	0	0.00%
	Under Votes:	0	0.00%	0	0.00%	2	0.85%	2	0.85%

Party	Candidate	Absentee		Early		Election		Total	
Precinct A104 (Ballots Cast: 164)									
UNITED STATES SENATOR, Vote For 1									
	James R. GOULD	0	0.00%	0	0.00%	2	9.09%	2	9.09%
	Rand PAUL	0	0.00%	0	0.00%	20	90.91%	20	90.91%
	Stephen Howard SLAUGHTER	0	0.00%	0	0.00%	0	0.00%	0	0.00%
	Cast Votes:	0	0.00%	0	0.00%	22	100.00%	22	100.00%
	Over Votes:	0	0.00%	0	0.00%	0	0.00%	0	0.00%
	Under Votes:	0	0.00%	0	0.00%	0	0.00%	0	0.00%
UNITED STATES REPRESENTATIVE in CONGRESS 1st Congressional District, Vote For 1									
	Mike PAPE	0	0.00%	0	0.00%	6	27.27%	6	27.27%
	Miles A. CAUGHEY JR.	0	0.00%	0	0.00%	0	0.00%	0	0.00%
	Jason BATTS	0	0.00%	0	0.00%	1	4.55%	1	4.55%
	James R. COMER	0	0.00%	0	0.00%	15	68.18%	15	68.18%
	Cast Votes:	0	0.00%	0	0.00%	22	100.00%	22	100.00%
	Over Votes:	0	0.00%	0	0.00%	0	0.00%	0	0.00%
	Under Votes:	0	0.00%	0	0.00%	0	0.00%	0	0.00%
PRESIDENT of the UNITED STATES, Vote For 1									
	Martin J. O'MALLEY	0	0.00%	0	0.00%	5	3.79%	5	3.79%
	Bernard "Bernie" SANDERS	0	0.00%	0	0.00%	68	51.52%	68	51.52%
	Hillary CLINTON	0	0.00%	0	0.00%	17	12.88%	17	12.88%
	Roque Rocky DE LA FUENTE	0	0.00%	0	0.00%	3	2.27%	3	2.27%
	"UNCOMMITTED"	0	0.00%	0	0.00%	39	29.55%	39	29.55%
	Cast Votes:	0	0.00%	0	0.00%	132	92.96%	132	92.96%
	Over Votes:	0	0.00%	0	0.00%	0	0.00%	0	0.00%
	Under Votes:	0	0.00%	0	0.00%	10	7.04%	10	7.04%
UNITED STATES SENATOR, Vote For 1									
	Jim GRAY	0	0.00%	0	0.00%	69	61.06%	69	61.06%
	Rory HOULIHAN	0	0.00%	0	0.00%	7	6.19%	7	6.19%
	Jeff KENDER	0	0.00%	0	0.00%	6	5.31%	6	5.31%
	Ron LEACH	0	0.00%	0	0.00%	13	11.50%	13	11.50%
	Tom RECKTENWALD	0	0.00%	0	0.00%	4	3.54%	4	3.54%
	Grant T. SHORT	0	0.00%	0	0.00%	4	3.54%	4	3.54%
	Sellus WILDER	0	0.00%	0	0.00%	10	8.85%	10	8.85%
	Cast Votes:	0	0.00%	0	0.00%	113	79.58%	113	79.58%
	Over Votes:	0	0.00%	0	0.00%	0	0.00%	0	0.00%
	Under Votes:	0	0.00%	0	0.00%	29	20.42%	29	20.42%

Precinct Report — Unofficial

PRESIDENTIAL PREFERENCE AND REGULAR PRIMARY — OFFICIAL BALLOT FOR WEBSTER COUNTY — May 17, 2016

05/17/2016 07:52 PM

otal Number of Voters : 2,949 of 0 = 0.00%

Precincts Reporting 15 of 15 = 100.00%

Party	Candidate	Absentee		Early		Election		Total	
Precinct A104 (Ballots Cast: 164)									
UNITED STATES REPRESENTATIVE in CONGRESS 1st Congressional District, Vote For 1									
	Tom OSBORNE	0	0.00%	0	0.00%	71	68.27%	71	68.27%
	Samuel L. GASKINS	0	0.00%	0	0.00%	33	31.73%	33	31.73%
	Cast Votes:	0	0.00%	0	0.00%	104	73.24%	104	73.24%
	Over Votes:	0	0.00%	0	0.00%	0	0.00%	0	0.00%
	Under Votes:	0	0.00%	0	0.00%	38	26.76%	38	26.76%
CIRCUIT CLERK (Unexpired Term), Vote For 1									
	Debbie AUSTIN	0	0.00%	0	0.00%	24	16.90%	24	16.90%
	Raegina Dacy SCOTT	0	0.00%	0	0.00%	16	11.27%	16	11.27%
	Jennifer Pigman DAVIS	0	0.00%	0	0.00%	102	71.83%	102	71.83%
	Cast Votes:	0	0.00%	0	0.00%	142	100.00%	142	100.00%
	Over Votes:	0	0.00%	0	0.00%	0	0.00%	0	0.00%
	Under Votes:	0	0.00%	0	0.00%	0	0.00%	0	0.00%

Precinct Report — Unofficial

PRESIDENTIAL PREFERENCE AND REGULAR PRIMARY — OFFICIAL BALLOT FOR WEBSTER COUNTY — May 17, 2016

05/17/2016 07:52 PM

otal Number of Voters : 2,949 of 0 = 0.00%

Precincts Reporting 15 of 15 = 100.00%

Party	Candidate	Absentee		Early		Election		Total	
Precinct A105 (Ballots Cast: 112)									
UNITED STATES SENATOR, Vote For 1									
	James R. GOULD	0	0.00%	0	0.00%	0	0.00%	0	0.00%
	Rand PAUL	0	0.00%	0	0.00%	6	75.00%	6	75.00%
	Stephen Howard SLAUGHTER	0	0.00%	0	0.00%	2	25.00%	2	25.00%
	Cast Votes:	0	0.00%	0	0.00%	8	88.89%	8	88.89%
	Over Votes:	0	0.00%	0	0.00%	0	0.00%	0	0.00%
	Under Votes:	0	0.00%	0	0.00%	1	11.11%	1	11.11%
UNITED STATES REPRESENTATIVE in CONGRESS 1st Congressional District, Vote For 1									
	Mike PAPE	0	0.00%	0	0.00%	2	22.22%	2	22.22%
	Miles A. CAUGHEY JR.	0	0.00%	0	0.00%	2	22.22%	2	22.22%
	Jason BATTS	0	0.00%	0	0.00%	1	11.11%	1	11.11%
	James R. COMER	0	0.00%	0	0.00%	4	44.44%	4	44.44%
	Cast Votes:	0	0.00%	0	0.00%	9	100.00%	9	100.00%
	Over Votes:	0	0.00%	0	0.00%	0	0.00%	0	0.00%
	Under Votes:	0	0.00%	0	0.00%	0	0.00%	0	0.00%
PRESIDENT of the UNITED STATES, Vote For 1									
	Martin J. O'MALLEY	0	0.00%	0	0.00%	4	4.17%	4	4.17%
	Bernard "Bernie" SANDERS	0	0.00%	0	0.00%	43	44.79%	43	44.79%
	Hillary CLINTON	0	0.00%	0	0.00%	26	27.08%	26	27.08%
	Roque Rocky DE LA FUENTE	0	0.00%	0	0.00%	2	2.08%	2	2.08%
	"UNCOMMITTED"	0	0.00%	0	0.00%	21	21.88%	21	21.88%
	Cast Votes:	0	0.00%	0	0.00%	96	93.20%	96	93.20%
	Over Votes:	0	0.00%	0	0.00%	0	0.00%	0	0.00%
	Under Votes:	0	0.00%	0	0.00%	7	6.80%	7	6.80%
UNITED STATES SENATOR, Vote For 1									
	Jim GRAY	0	0.00%	0	0.00%	51	55.43%	51	55.43%
	Rory HOULIHAN	0	0.00%	0	0.00%	6	6.52%	6	6.52%
	Jeff KENDER	0	0.00%	0	0.00%	14	15.22%	14	15.22%
	Ron LEACH	0	0.00%	0	0.00%	7	7.61%	7	7.61%
	Tom RECKTENWALD	0	0.00%	0	0.00%	3	3.26%	3	3.26%
	Grant T. SHORT	0	0.00%	0	0.00%	1	1.09%	1	1.09%
	Sellus WILDER	0	0.00%	0	0.00%	10	10.87%	10	10.87%
	Cast Votes:	0	0.00%	0	0.00%	92	89.32%	92	89.32%
	Over Votes:	0	0.00%	0	0.00%	0	0.00%	0	0.00%
	Under Votes:	0	0.00%	0	0.00%	11	10.68%	11	10.68%

Precinct Report — Unofficial

PRESIDENTIAL PREFERENCE AND REGULAR PRIMARY — OFFICIAL BALLOT FOR WEBSTER COUNTY — May 17, 2016

05/17/2016 07:52 PM

otal Number of Voters : 2,949 of 0 = 0.00%

Precincts Reporting 15 of 15 = 100.00%

Party	Candidate	Absentee		Early		Election		Total	
Precinct A105 (Ballots Cast: 112)									
UNITED STATES REPRESENTATIVE in CONGRESS 1st Congressional District, Vote For 1									
	Tom OSBORNE	0	0.00%	0	0.00%	61	74.39%	61	74.39%
	Samuel L. GASKINS	0	0.00%	0	0.00%	21	25.61%	21	25.61%
	Cast Votes:	0	0.00%	0	0.00%	82	79.61%	82	79.61%
	Over Votes:	0	0.00%	0	0.00%	0	0.00%	0	0.00%
	Under Votes:	0	0.00%	0	0.00%	21	20.39%	21	20.39%
CIRCUIT CLERK (Unexpired Term), Vote For 1									
	Debbie AUSTIN	0	0.00%	0	0.00%	26	25.24%	26	25.24%
	Raegina Dacy SCOTT	0	0.00%	0	0.00%	26	25.24%	26	25.24%
	Jennifer Pigman DAVIS	0	0.00%	0	0.00%	51	49.51%	51	49.51%
	Cast Votes:	0	0.00%	0	0.00%	103	100.00%	103	100.00%
	Over Votes:	0	0.00%	0	0.00%	0	0.00%	0	0.00%
	Under Votes:	0	0.00%	0	0.00%	0	0.00%	0	0.00%

Precinct Report — Unofficial

PRESIDENTIAL PREFERENCE AND REGULAR PRIMARY — OFFICIAL BALLOT FOR WEBSTER COUNTY — May 17, 2016

05/17/2016 07:52 PM

Total Number of Voters : 2,949 of 0 = 0.00%

Precincts Reporting 15 of 15 = 100.00%

Party	Candidate	Absentee		Early		Election		Total	
Precinct B101 (Ballots Cast: 117)									
UNITED STATES SENATOR, Vote For 1									
	James R. GOULD	0	0.00%	0	0.00%	1	8.33%	1	8.33%
	Rand PAUL	0	0.00%	0	0.00%	10	83.33%	10	83.33%
	Stephen Howard SLAUGHTER	0	0.00%	0	0.00%	1	8.33%	1	8.33%
	Cast Votes:	0	0.00%	0	0.00%	12	100.00%	12	100.00%
	Over Votes:	0	0.00%	0	0.00%	0	0.00%	0	0.00%
	Under Votes:	0	0.00%	0	0.00%	0	0.00%	0	0.00%
UNITED STATES REPRESENTATIVE in CONGRESS 1st Congressional District, Vote For 1									
	Mike PAPE	0	0.00%	0	0.00%	2	16.67%	2	16.67%
	Miles A. CAUGHEY JR.	0	0.00%	0	0.00%	2	16.67%	2	16.67%
	Jason BATTS	0	0.00%	0	0.00%	3	25.00%	3	25.00%
	James R. COMER	0	0.00%	0	0.00%	5	41.67%	5	41.67%
	Cast Votes:	0	0.00%	0	0.00%	12	100.00%	12	100.00%
	Over Votes:	0	0.00%	0	0.00%	0	0.00%	0	0.00%
	Under Votes:	0	0.00%	0	0.00%	0	0.00%	0	0.00%
PRESIDENT of the UNITED STATES, Vote For 1									
	Martin J. O'MALLEY	0	0.00%	0	0.00%	3	2.86%	3	2.86%
	Bernard "Bernie" SANDERS	0	0.00%	0	0.00%	53	50.48%	53	50.48%
	Hillary CLINTON	0	0.00%	0	0.00%	31	29.52%	31	29.52%
	Roque Rocky DE LA FUENTE	0	0.00%	0	0.00%	0	0.00%	0	0.00%
	"UNCOMMITTED"	0	0.00%	0	0.00%	18	17.14%	18	17.14%
	Cast Votes:	0	0.00%	0	0.00%	105	100.00%	105	100.00%
	Over Votes:	0	0.00%	0	0.00%	0	0.00%	0	0.00%
	Under Votes:	0	0.00%	0	0.00%	0	0.00%	0	0.00%
UNITED STATES SENATOR, Vote For 1									
	Jim GRAY	0	0.00%	0	0.00%	57	67.86%	57	67.86%
	Rory HOULIHAN	0	0.00%	0	0.00%	4	4.76%	4	4.76%
	Jeff KENDER	0	0.00%	0	0.00%	6	7.14%	6	7.14%
	Ron LEACH	0	0.00%	0	0.00%	9	10.71%	9	10.71%
	Tom RECKTENWALD	0	0.00%	0	0.00%	1	1.19%	1	1.19%
	Grant T. SHORT	0	0.00%	0	0.00%	2	2.38%	2	2.38%
	Sellus WILDER	0	0.00%	0	0.00%	5	5.95%	5	5.95%
	Cast Votes:	0	0.00%	0	0.00%	84	80.00%	84	80.00%
	Over Votes:	0	0.00%	0	0.00%	0	0.00%	0	0.00%
	Under Votes:	0	0.00%	0	0.00%	21	20.00%	21	20.00%

Precinct Report — Unofficial

›RESIDENTIAL PREFERENCE AND REGULAR PRIMARY — OFFICIAL BALLOT FOR WEBSTER COUNTY — May 17, 2016

05/17/2016 07:52 PM

›tal Number of Voters : 2,949 of 0 = 0.00%

Precincts Reporting 15 of 15 = 100.00%

Party	Candidate	Absentee		Early		Election		Total	
Precinct B101 (Ballots Cast: 117)									
UNITED STATES REPRESENTATIVE in CONGRESS 1st Congressional District, Vote For 1									
	Tom OSBORNE	0	0.00%	0	0.00%	66	80.49%	66	80.49%
	Samuel L. GASKINS	0	0.00%	0	0.00%	16	19.51%	16	19.51%
	Cast Votes:	0	0.00%	0	0.00%	82	78.10%	82	78.10%
	Over Votes:	0	0.00%	0	0.00%	0	0.00%	0	0.00%
	Under Votes:	0	0.00%	0	0.00%	23	21.90%	23	21.90%
CIRCUIT CLERK (Unexpired Term), Vote For 1									
	Debbie AUSTIN	0	0.00%	0	0.00%	48	46.60%	48	46.60%
	Raegina Dacy SCOTT	0	0.00%	0	0.00%	30	29.13%	30	29.13%
	Jennifer Pigman DAVIS	0	0.00%	0	0.00%	25	24.27%	25	24.27%
	Cast Votes:	0	0.00%	0	0.00%	103	98.10%	103	98.10%
	Over Votes:	0	0.00%	0	0.00%	0	0.00%	0	0.00%
	Under Votes:	0	0.00%	0	0.00%	2	1.90%	2	1.90%

Party	Candidate	Absentee		Early		Election		Total	
Precinct B102 (Ballots Cast: 278)									
UNITED STATES SENATOR, Vote For 1									
	James R. GOULD	0	0.00%	0	0.00%	2	4.44%	2	4.44%
	Rand PAUL	0	0.00%	0	0.00%	42	93.33%	42	93.33%
	Stephen Howard SLAUGHTER	0	0.00%	0	0.00%	1	2.22%	1	2.22%
	Cast Votes:	0	0.00%	0	0.00%	45	100.00%	45	100.00%
	Over Votes:	0	0.00%	0	0.00%	0	0.00%	0	0.00%
	Under Votes:	0	0.00%	0	0.00%	0	0.00%	0	0.00%
UNITED STATES REPRESENTATIVE in CONGRESS 1st Congressional District, Vote For 1									
	Mike PAPE	0	0.00%	0	0.00%	9	20.00%	9	20.00%
	Miles A. CAUGHEY JR.	0	0.00%	0	0.00%	3	6.67%	3	6.67%
	Jason BATTS	0	0.00%	0	0.00%	7	15.56%	7	15.56%
	James R. COMER	0	0.00%	0	0.00%	26	57.78%	26	57.78%
	Cast Votes:	0	0.00%	0	0.00%	45	100.00%	45	100.00%
	Over Votes:	0	0.00%	0	0.00%	0	0.00%	0	0.00%
	Under Votes:	0	0.00%	0	0.00%	0	0.00%	0	0.00%
PRESIDENT of the UNITED STATES, Vote For 1									
	Martin J. O'MALLEY	0	0.00%	0	0.00%	6	2.76%	6	2.76%
	Bernard "Bernie" SANDERS	0	0.00%	0	0.00%	106	48.85%	106	48.85%
	Hillary CLINTON	0	0.00%	0	0.00%	61	28.11%	61	28.11%
	Roque Rocky DE LA FUENTE	0	0.00%	0	0.00%	1	0.46%	1	0.46%
	"UNCOMMITTED"	0	0.00%	0	0.00%	43	19.82%	43	19.82%
	Cast Votes:	0	0.00%	0	0.00%	217	93.13%	217	93.13%
	Over Votes:	0	0.00%	0	0.00%	0	0.00%	0	0.00%
	Under Votes:	0	0.00%	0	0.00%	16	6.87%	16	6.87%
UNITED STATES SENATOR, Vote For 1									
	Jim GRAY	0	0.00%	0	0.00%	121	65.05%	121	65.05%
	Rory HOULIHAN	0	0.00%	0	0.00%	5	2.69%	5	2.69%
	Jeff KENDER	0	0.00%	0	0.00%	4	2.15%	4	2.15%
	Ron LEACH	0	0.00%	0	0.00%	24	12.90%	24	12.90%
	Tom RECKTENWALD	0	0.00%	0	0.00%	10	5.38%	10	5.38%
	Grant T. SHORT	0	0.00%	0	0.00%	5	2.69%	5	2.69%
	Sellus WILDER	0	0.00%	0	0.00%	17	9.14%	17	9.14%
	Cast Votes:	0	0.00%	0	0.00%	186	79.83%	186	79.83%
	Over Votes:	0	0.00%	0	0.00%	0	0.00%	0	0.00%
	Under Votes:	0	0.00%	0	0.00%	47	20.17%	47	20.17%

)tal Number of Voters : 2,949 of 0 = 0.00%

Precincts Reporting 15 of 15 = 100.00%

Party	Candidate	Absentee		Early		Election		Total	
Precinct B102 (Ballots Cast: 278)									
UNITED STATES REPRESENTATIVE in CONGRESS 1st Congressional District, Vote For 1									
	Tom OSBORNE	0	0.00%	0	0.00%	127	73.41%	127	73.41%
	Samuel L. GASKINS	0	0.00%	0	0.00%	46	26.59%	46	26.59%
	Cast Votes:	0	0.00%	0	0.00%	173	74.25%	173	74.25%
	Over Votes:	0	0.00%	0	0.00%	0	0.00%	0	0.00%
	Under Votes:	0	0.00%	0	0.00%	60	25.75%	60	25.75%
CIRCUIT CLERK (Unexpired Term), Vote For 1									
	Debbie AUSTIN	0	0.00%	0	0.00%	118	50.86%	118	50.86%
	Raegina Dacy SCOTT	0	0.00%	0	0.00%	62	26.72%	62	26.72%
	Jennifer Pigman DAVIS	0	0.00%	0	0.00%	52	22.41%	52	22.41%
	Cast Votes:	0	0.00%	0	0.00%	232	99.57%	232	99.57%
	Over Votes:	0	0.00%	0	0.00%	0	0.00%	0	0.00%
	Under Votes:	0	0.00%	0	0.00%	1	0.43%	1	0.43%

Precinct Report — Unofficial

PRESIDENTIAL PREFERENCE AND REGULAR PRIMARY — OFFICIAL BALLOT FOR WEBSTER COUNTY — May 17, 2016

05/17/2016 07:52 PM

Total Number of Voters : 2,949 of 0 = 0.00%

Precincts Reporting 15 of 15 = 100.00%

Party	Candidate	Absentee		Early		Election		Total	
Precinct B103 (Ballots Cast: 178)									
UNITED STATES SENATOR, Vote For 1									
	James R. GOULD	0	0.00%	0	0.00%	1	4.35%	1	4.35%
	Rand PAUL	0	0.00%	0	0.00%	20	86.96%	20	86.96%
	Stephen Howard SLAUGHTER	0	0.00%	0	0.00%	2	8.70%	2	8.70%
	Cast Votes:	0	0.00%	0	0.00%	23	100.00%	23	100.00%
	Over Votes:	0	0.00%	0	0.00%	0	0.00%	0	0.00%
	Under Votes:	0	0.00%	0	0.00%	0	0.00%	0	0.00%
UNITED STATES REPRESENTATIVE in CONGRESS 1st Congressional District, Vote For 1									
	Mike PAPE	0	0.00%	0	0.00%	4	18.18%	4	18.18%
	Miles A. CAUGHEY JR.	0	0.00%	0	0.00%	0	0.00%	0	0.00%
	Jason BATTS	0	0.00%	0	0.00%	6	27.27%	6	27.27%
	James R. COMER	0	0.00%	0	0.00%	12	54.55%	12	54.55%
	Cast Votes:	0	0.00%	0	0.00%	22	95.65%	22	95.65%
	Over Votes:	0	0.00%	0	0.00%	0	0.00%	0	0.00%
	Under Votes:	0	0.00%	0	0.00%	1	4.35%	1	4.35%
PRESIDENT of the UNITED STATES, Vote For 1									
	Martin J. O'MALLEY	0	0.00%	0	0.00%	6	3.97%	6	3.97%
	Bernard "Bernie" SANDERS	0	0.00%	0	0.00%	80	52.98%	80	52.98%
	Hillary CLINTON	0	0.00%	0	0.00%	43	28.48%	43	28.48%
	Roque Rocky DE LA FUENTE	0	0.00%	0	0.00%	1	0.66%	1	0.66%
	"UNCOMMITTED"	0	0.00%	0	0.00%	21	13.91%	21	13.91%
	Cast Votes:	0	0.00%	0	0.00%	151	97.42%	151	97.42%
	Over Votes:	0	0.00%	0	0.00%	0	0.00%	0	0.00%
	Under Votes:	0	0.00%	0	0.00%	4	2.58%	4	2.58%
UNITED STATES SENATOR, Vote For 1									
	Jim GRAY	0	0.00%	0	0.00%	80	59.26%	80	59.26%
	Rory HOULIHAN	0	0.00%	0	0.00%	3	2.22%	3	2.22%
	Jeff KENDER	0	0.00%	0	0.00%	7	5.19%	7	5.19%
	Ron LEACH	0	0.00%	0	0.00%	18	13.33%	18	13.33%
	Tom RECKTENWALD	0	0.00%	0	0.00%	11	8.15%	11	8.15%
	Grant T. SHORT	0	0.00%	0	0.00%	9	6.67%	9	6.67%
	Sellus WILDER	0	0.00%	0	0.00%	7	5.19%	7	5.19%
	Cast Votes:	0	0.00%	0	0.00%	135	87.10%	135	87.10%
	Over Votes:	0	0.00%	0	0.00%	0	0.00%	0	0.00%
	Under Votes:	0	0.00%	0	0.00%	20	12.90%	20	12.90%

Precinct Report — Unofficial

PRESIDENTIAL PREFERENCE AND REGULAR PRIMARY — OFFICIAL BALLOT FOR WEBSTER COUNTY — May 17, 2016

05/17/2016 07:52 PM

Total Number of Voters : 2,949 of 0 = 0.00%

Precincts Reporting 15 of 15 = 100.00%

Party	Candidate	Absentee		Early		Election		Total	
Precinct B103 (Ballots Cast: 178)									
UNITED STATES REPRESENTATIVE in CONGRESS 1st Congressional District, Vote For 1									
	Tom OSBORNE	0	0.00%	0	0.00%	55	46.61%	55	46.61%
	Samuel L. GASKINS	0	0.00%	0	0.00%	63	53.39%	63	53.39%
	Cast Votes:	0	0.00%	0	0.00%	118	76.13%	118	76.13%
	Over Votes:	0	0.00%	0	0.00%	1	0.65%	1	0.65%
	Under Votes:	0	0.00%	0	0.00%	36	23.23%	36	23.23%
CIRCUIT CLERK (Unexpired Term), Vote For 1									
	Debbie AUSTIN	0	0.00%	0	0.00%	49	31.82%	49	31.82%
	Raegina Dacy SCOTT	0	0.00%	0	0.00%	67	43.51%	67	43.51%
	Jennifer Pigman DAVIS	0	0.00%	0	0.00%	38	24.68%	38	24.68%
	Cast Votes:	0	0.00%	0	0.00%	154	99.35%	154	99.35%
	Over Votes:	0	0.00%	0	0.00%	0	0.00%	0	0.00%
	Under Votes:	0	0.00%	0	0.00%	1	0.65%	1	0.65%

Precinct Report — Unofficial

RESIDENTIAL PREFERENCE AND REGULAR PRIMARY — OFFICIAL BALLOT FOR WEBSTER COUNTY — May 17, 2016

05/17/2016 07:52 PM

otal Number of Voters : 2,949 of 0 = 0.00%

Precincts Reporting 15 of 15 = 100.00%

Party	Candidate	Absentee		Early		Election		Total	
Precinct B104 (Ballots Cast: 134)									
UNITED STATES SENATOR, Vote For 1									
	James R. GOULD	0	0.00%	0	0.00%	2	12.50%	2	12.50%
	Rand PAUL	0	0.00%	0	0.00%	12	75.00%	12	75.00%
	Stephen Howard SLAUGHTER	0	0.00%	0	0.00%	2	12.50%	2	12.50%
	Cast Votes:	0	0.00%	0	0.00%	16	100.00%	16	100.00%
	Over Votes:	0	0.00%	0	0.00%	0	0.00%	0	0.00%
	Under Votes:	0	0.00%	0	0.00%	0	0.00%	0	0.00%
UNITED STATES REPRESENTATIVE in CONGRESS 1st Congressional District, Vote For 1									
	Mike PAPE	0	0.00%	0	0.00%	2	12.50%	2	12.50%
	Miles A. CAUGHEY JR.	0	0.00%	0	0.00%	0	0.00%	0	0.00%
	Jason BATTS	0	0.00%	0	0.00%	4	25.00%	4	25.00%
	James R. COMER	0	0.00%	0	0.00%	10	62.50%	10	62.50%
	Cast Votes:	0	0.00%	0	0.00%	16	100.00%	16	100.00%
	Over Votes:	0	0.00%	0	0.00%	0	0.00%	0	0.00%
	Under Votes:	0	0.00%	0	0.00%	0	0.00%	0	0.00%
PRESIDENT of the UNITED STATES, Vote For 1									
	Martin J. O'MALLEY	0	0.00%	0	0.00%	3	2.63%	3	2.63%
	Bernard "Bernie" SANDERS	0	0.00%	0	0.00%	61	53.51%	61	53.51%
	Hillary CLINTON	0	0.00%	0	0.00%	31	27.19%	31	27.19%
	Roque Rocky DE LA FUENTE	0	0.00%	0	0.00%	0	0.00%	0	0.00%
	"UNCOMMITTED"	0	0.00%	0	0.00%	19	16.67%	19	16.67%
	Cast Votes:	0	0.00%	0	0.00%	114	96.61%	114	96.61%
	Over Votes:	0	0.00%	0	0.00%	0	0.00%	0	0.00%
	Under Votes:	0	0.00%	0	0.00%	4	3.39%	4	3.39%
UNITED STATES SENATOR, Vote For 1									
	Jim GRAY	0	0.00%	0	0.00%	63	62.38%	63	62.38%
	Rory HOULIHAN	0	0.00%	0	0.00%	8	7.92%	8	7.92%
	Jeff KENDER	0	0.00%	0	0.00%	5	4.95%	5	4.95%
	Ron LEACH	0	0.00%	0	0.00%	11	10.89%	11	10.89%
	Tom RECKTENWALD	0	0.00%	0	0.00%	4	3.96%	4	3.96%
	Grant T. SHORT	0	0.00%	0	0.00%	4	3.96%	4	3.96%
	Sellus WILDER	0	0.00%	0	0.00%	6	5.94%	6	5.94%
	Cast Votes:	0	0.00%	0	0.00%	101	85.59%	101	85.59%
	Over Votes:	0	0.00%	0	0.00%	0	0.00%	0	0.00%
	Under Votes:	0	0.00%	0	0.00%	17	14.41%	17	14.41%

Precinct Report — Unofficial

›RESIDENTIAL PREFERENCE AND REGULAR PRIMARY — OFFICIAL BALLOT FOR WEBSTER COUNTY — May 17, 2016

05/17/2016 07:52 PM

›tal Number of Voters : 2,949 of 0 = 0.00%

Precincts Reporting 15 of 15 = 100.00%

Party	Candidate	Absentee		Early		Election		Total	
Precinct B104 (Ballots Cast: 134)									
UNITED STATES REPRESENTATIVE in CONGRESS 1st Congressional District, Vote For 1									
	Tom OSBORNE	0	0.00%	0	0.00%	64	69.57%	64	69.57%
	Samuel L. GASKINS	0	0.00%	0	0.00%	28	30.43%	28	30.43%
	Cast Votes:	0	0.00%	0	0.00%	92	77.97%	92	77.97%
	Over Votes:	0	0.00%	0	0.00%	0	0.00%	0	0.00%
	Under Votes:	0	0.00%	0	0.00%	26	22.03%	26	22.03%
CIRCUIT CLERK (Unexpired Term), Vote For 1									
	Debbie AUSTIN	0	0.00%	0	0.00%	90	77.59%	90	77.59%
	Raegina Dacy SCOTT	0	0.00%	0	0.00%	16	13.79%	16	13.79%
	Jennifer Pigman DAVIS	0	0.00%	0	0.00%	10	8.62%	10	8.62%
	Cast Votes:	0	0.00%	0	0.00%	116	98.31%	116	98.31%
	Over Votes:	0	0.00%	0	0.00%	0	0.00%	0	0.00%
	Under Votes:	0	0.00%	0	0.00%	2	1.69%	2	1.69%

Precinct Report — Unofficial

PRESIDENTIAL PREFERENCE AND REGULAR PRIMARY — OFFICIAL BALLOT FOR WEBSTER COUNTY — May 17, 2016

05/17/2016 07:52 PM

Total Number of Voters : 2,949 of 0 = 0.00%

Precincts Reporting 15 of 15 = 100.00%

Party	Candidate	Absentee		Early		Election		Total	
Precinct B105 (Ballots Cast: 239)									
UNITED STATES SENATOR, Vote For 1									
	James R. GOULD	0	0.00%	0	0.00%	2	7.14%	2	7.14%
	Rand PAUL	0	0.00%	0	0.00%	24	85.71%	24	85.71%
	Stephen Howard SLAUGHTER	0	0.00%	0	0.00%	2	7.14%	2	7.14%
	Cast Votes:	0	0.00%	0	0.00%	28	96.55%	28	96.55%
	Over Votes:	0	0.00%	0	0.00%	0	0.00%	0	0.00%
	Under Votes:	0	0.00%	0	0.00%	1	3.45%	1	3.45%
UNITED STATES REPRESENTATIVE in CONGRESS 1st Congressional District, Vote For 1									
	Mike PAPE	0	0.00%	0	0.00%	7	24.14%	7	24.14%
	Miles A. CAUGHEY JR.	0	0.00%	0	0.00%	0	0.00%	0	0.00%
	Jason BATTS	0	0.00%	0	0.00%	3	10.34%	3	10.34%
	James R. COMER	0	0.00%	0	0.00%	19	65.52%	19	65.52%
	Cast Votes:	0	0.00%	0	0.00%	29	100.00%	29	100.00%
	Over Votes:	0	0.00%	0	0.00%	0	0.00%	0	0.00%
	Under Votes:	0	0.00%	0	0.00%	0	0.00%	0	0.00%
PRESIDENT of the UNITED STATES, Vote For 1									
	Martin J. O'MALLEY	0	0.00%	0	0.00%	9	4.66%	9	4.66%
	Bernard "Bernie" SANDERS	0	0.00%	0	0.00%	82	42.49%	82	42.49%
	Hillary CLINTON	0	0.00%	0	0.00%	60	31.09%	60	31.09%
	Roque Rocky DE LA FUENTE	0	0.00%	0	0.00%	1	0.52%	1	0.52%
	"UNCOMMITTED"	0	0.00%	0	0.00%	41	21.24%	41	21.24%
	Cast Votes:	0	0.00%	0	0.00%	193	91.90%	193	91.90%
	Over Votes:	0	0.00%	0	0.00%	0	0.00%	0	0.00%
	Under Votes:	0	0.00%	0	0.00%	17	8.10%	17	8.10%
UNITED STATES SENATOR, Vote For 1									
	Jim GRAY	0	0.00%	0	0.00%	120	67.80%	120	67.80%
	Rory HOULIHAN	0	0.00%	0	0.00%	5	2.82%	5	2.82%
	Jeff KENDER	0	0.00%	0	0.00%	12	6.78%	12	6.78%
	Ron LEACH	0	0.00%	0	0.00%	18	10.17%	18	10.17%
	Tom RECKTENWALD	0	0.00%	0	0.00%	4	2.26%	4	2.26%
	Grant T. SHORT	0	0.00%	0	0.00%	9	5.08%	9	5.08%
	Sellus WILDER	0	0.00%	0	0.00%	9	5.08%	9	5.08%
	Cast Votes:	0	0.00%	0	0.00%	177	84.29%	177	84.29%
	Over Votes:	0	0.00%	0	0.00%	0	0.00%	0	0.00%
	Under Votes:	0	0.00%	0	0.00%	33	15.71%	33	15.71%

Precinct Report — Unofficial

PRESIDENTIAL PREFERENCE AND REGULAR PRIMARY — OFFICIAL BALLOT FOR WEBSTER COUNTY — May 17, 2016

05/17/2016 07:52 PM

otal Number of Voters : 2,949 of 0 = 0.00%

Precincts Reporting 15 of 15 = 100.00%

Party	Candidate	Absentee		Early		Election		Total	
Precinct B105 (Ballots Cast: 239)									
UNITED STATES REPRESENTATIVE in CONGRESS 1st Congressional District, Vote For 1									
	Tom OSBORNE	0	0.00%	0	0.00%	43	28.48%	43	28.48%
	Samuel L. GASKINS	0	0.00%	0	0.00%	108	71.52%	108	71.52%
	Cast Votes:	0	0.00%	0	0.00%	151	71.90%	151	71.90%
	Over Votes:	0	0.00%	0	0.00%	0	0.00%	0	0.00%
	Under Votes:	0	0.00%	0	0.00%	59	28.10%	59	28.10%
CIRCUIT CLERK (Unexpired Term), Vote For 1									
	Debbie AUSTIN	0	0.00%	0	0.00%	164	79.61%	164	79.61%
	Raegina Dacy SCOTT	0	0.00%	0	0.00%	23	11.17%	23	11.17%
	Jennifer Pigman DAVIS	0	0.00%	0	0.00%	19	9.22%	19	9.22%
	Cast Votes:	0	0.00%	0	0.00%	206	98.10%	206	98.10%
	Over Votes:	0	0.00%	0	0.00%	0	0.00%	0	0.00%
	Under Votes:	0	0.00%	0	0.00%	4	1.90%	4	1.90%

Party	Candidate	Absentee		Early		Election		Total	
Precinct C101 (Ballots Cast: 286)									
UNITED STATES SENATOR, Vote For 1									
	James R. GOULD	0	0.00%	0	0.00%	1	4.35%	1	4.35%
	Rand PAUL	0	0.00%	0	0.00%	22	95.65%	22	95.65%
	Stephen Howard SLAUGHTER	0	0.00%	0	0.00%	0	0.00%	0	0.00%
	Cast Votes:	0	0.00%	0	0.00%	23	100.00%	23	100.00%
	Over Votes:	0	0.00%	0	0.00%	0	0.00%	0	0.00%
	Under Votes:	0	0.00%	0	0.00%	0	0.00%	0	0.00%
UNITED STATES REPRESENTATIVE in CONGRESS 1st Congressional District, Vote For 1									
	Mike PAPE	0	0.00%	0	0.00%	14	60.87%	14	60.87%
	Miles A. CAUGHEY JR.	0	0.00%	0	0.00%	0	0.00%	0	0.00%
	Jason BATTS	0	0.00%	0	0.00%	2	8.70%	2	8.70%
	James R. COMER	0	0.00%	0	0.00%	7	30.43%	7	30.43%
	Cast Votes:	0	0.00%	0	0.00%	23	100.00%	23	100.00%
	Over Votes:	0	0.00%	0	0.00%	0	0.00%	0	0.00%
	Under Votes:	0	0.00%	0	0.00%	0	0.00%	0	0.00%
PRESIDENT of the UNITED STATES, Vote For 1									
	Martin J. O'MALLEY	0	0.00%	0	0.00%	6	2.42%	6	2.42%
	Bernard "Bernie" SANDERS	0	0.00%	0	0.00%	104	41.94%	104	41.94%
	Hillary CLINTON	0	0.00%	0	0.00%	109	43.95%	109	43.95%
	Roque Rocky DE LA FUENTE	0	0.00%	0	0.00%	0	0.00%	0	0.00%
	"UNCOMMITTED"	0	0.00%	0	0.00%	29	11.69%	29	11.69%
	Cast Votes:	0	0.00%	0	0.00%	248	94.30%	248	94.30%
	Over Votes:	0	0.00%	0	0.00%	0	0.00%	0	0.00%
	Under Votes:	0	0.00%	0	0.00%	15	5.70%	15	5.70%
UNITED STATES SENATOR, Vote For 1									
	Jim GRAY	0	0.00%	0	0.00%	121	57.08%	121	57.08%
	Rory HOULIHAN	0	0.00%	0	0.00%	11	5.19%	11	5.19%
	Jeff KENDER	0	0.00%	0	0.00%	15	7.08%	15	7.08%
	Ron LEACH	0	0.00%	0	0.00%	25	11.79%	25	11.79%
	Tom RECKTENWALD	0	0.00%	0	0.00%	9	4.25%	9	4.25%
	Grant T. SHORT	0	0.00%	0	0.00%	11	5.19%	11	5.19%
	Sellus WILDER	0	0.00%	0	0.00%	20	9.43%	20	9.43%
	Cast Votes:	0	0.00%	0	0.00%	212	80.61%	212	80.61%
	Over Votes:	0	0.00%	0	0.00%	0	0.00%	0	0.00%
	Under Votes:	0	0.00%	0	0.00%	51	19.39%	51	19.39%

Precinct Report — Unofficial

›RESIDENTIAL PREFERENCE AND REGULAR PRIMARY — OFFICIAL BALLOT FOR WEBSTER COUNTY — May 17, 2016

05/17/2016 07:52 PM

otal Number of Voters : 2,949 of 0 = 0.00%

Precincts Reporting 15 of 15 = 100.00%

Party	Candidate	Absentee		Early		Election		Total	
Precinct C101 (Ballots Cast: 286)									
UNITED STATES REPRESENTATIVE in CONGRESS 1st Congressional District, Vote For 1									
	Tom OSBORNE	0	0.00%	0	0.00%	137	71.35%	137	71.35%
	Samuel L. GASKINS	0	0.00%	0	0.00%	55	28.65%	55	28.65%
	Cast Votes:	0	0.00%	0	0.00%	192	73.00%	192	73.00%
	Over Votes:	0	0.00%	0	0.00%	0	0.00%	0	0.00%
	Under Votes:	0	0.00%	0	0.00%	71	27.00%	71	27.00%
CIRCUIT CLERK (Unexpired Term), Vote For 1									
	Debbie AUSTIN	0	0.00%	0	0.00%	132	51.36%	132	51.36%
	Raegina Dacy SCOTT	0	0.00%	0	0.00%	73	28.40%	73	28.40%
	Jennifer Pigman DAVIS	0	0.00%	0	0.00%	52	20.23%	52	20.23%
	Cast Votes:	0	0.00%	0	0.00%	257	97.72%	257	97.72%
	Over Votes:	0	0.00%	0	0.00%	0	0.00%	0	0.00%
	Under Votes:	0	0.00%	0	0.00%	6	2.28%	6	2.28%

Party	Candidate	Absentee		Early		Election		Total	
Precinct C102 (Ballots Cast: 144)									
UNITED STATES SENATOR, Vote For 1									
	James R. GOULD	0	0.00%	0	0.00%	0	0.00%	0	0.00%
	Rand PAUL	0	0.00%	0	0.00%	19	100.00%	19	100.00%
	Stephen Howard SLAUGHTER	0	0.00%	0	0.00%	0	0.00%	0	0.00%
	Cast Votes:	0	0.00%	0	0.00%	19	100.00%	19	100.00%
	Over Votes:	0	0.00%	0	0.00%	0	0.00%	0	0.00%
	Under Votes:	0	0.00%	0	0.00%	0	0.00%	0	0.00%
UNITED STATES REPRESENTATIVE in CONGRESS 1st Congressional District, Vote For 1									
	Mike PAPE	0	0.00%	0	0.00%	9	47.37%	9	47.37%
	Miles A. CAUGHEY JR.	0	0.00%	0	0.00%	0	0.00%	0	0.00%
	Jason BATTS	0	0.00%	0	0.00%	0	0.00%	0	0.00%
	James R. COMER	0	0.00%	0	0.00%	10	52.63%	10	52.63%
	Cast Votes:	0	0.00%	0	0.00%	19	100.00%	19	100.00%
	Over Votes:	0	0.00%	0	0.00%	0	0.00%	0	0.00%
	Under Votes:	0	0.00%	0	0.00%	0	0.00%	0	0.00%
PRESIDENT of the UNITED STATES, Vote For 1									
	Martin J. O'MALLEY	0	0.00%	0	0.00%	0	0.00%	0	0.00%
	Bernard "Bernie" SANDERS	0	0.00%	0	0.00%	66	55.93%	66	55.93%
	Hillary CLINTON	0	0.00%	0	0.00%	32	27.12%	32	27.12%
	Roque Rocky DE LA FUENTE	0	0.00%	0	0.00%	1	0.85%	1	0.85%
	"UNCOMMITTED"	0	0.00%	0	0.00%	19	16.10%	19	16.10%
	Cast Votes:	0	0.00%	0	0.00%	118	94.40%	118	94.40%
	Over Votes:	0	0.00%	0	0.00%	0	0.00%	0	0.00%
	Under Votes:	0	0.00%	0	0.00%	7	5.60%	7	5.60%
UNITED STATES SENATOR, Vote For 1									
	Jim GRAY	0	0.00%	0	0.00%	62	62.63%	62	62.63%
	Rory HOULIHAN	0	0.00%	0	0.00%	9	9.09%	9	9.09%
	Jeff KENDER	0	0.00%	0	0.00%	9	9.09%	9	9.09%
	Ron LEACH	0	0.00%	0	0.00%	6	6.06%	6	6.06%
	Tom RECKTENWALD	0	0.00%	0	0.00%	2	2.02%	2	2.02%
	Grant T. SHORT	0	0.00%	0	0.00%	7	7.07%	7	7.07%
	Sellus WILDER	0	0.00%	0	0.00%	4	4.04%	4	4.04%
	Cast Votes:	0	0.00%	0	0.00%	99	79.20%	99	79.20%
	Over Votes:	0	0.00%	0	0.00%	0	0.00%	0	0.00%
	Under Votes:	0	0.00%	0	0.00%	26	20.80%	26	20.80%

otal Number of Voters : 2,949 of 0 = 0.00%

Precincts Reporting 15 of 15 = 100.00%

Party	Candidate	Absentee		Early		Election		Total	
Precinct C102 (Ballots Cast: 144)									
UNITED STATES REPRESENTATIVE in CONGRESS 1st Congressional District, Vote For 1									
	Tom OSBORNE	0	0.00%	0	0.00%	20	23.53%	20	23.53%
	Samuel L. GASKINS	0	0.00%	0	0.00%	65	76.47%	65	76.47%
	Cast Votes:	0	0.00%	0	0.00%	85	68.00%	85	68.00%
	Over Votes:	0	0.00%	0	0.00%	0	0.00%	0	0.00%
	Under Votes:	0	0.00%	0	0.00%	40	32.00%	40	32.00%
CIRCUIT CLERK (Unexpired Term), Vote For 1									
	Debbie AUSTIN	0	0.00%	0	0.00%	58	46.40%	58	46.40%
	Raegina Dacy SCOTT	0	0.00%	0	0.00%	28	22.40%	28	22.40%
	Jennifer Pigman DAVIS	0	0.00%	0	0.00%	39	31.20%	39	31.20%
	Cast Votes:	0	0.00%	0	0.00%	125	100.00%	125	100.00%
	Over Votes:	0	0.00%	0	0.00%	0	0.00%	0	0.00%
	Under Votes:	0	0.00%	0	0.00%	0	0.00%	0	0.00%

Party	Candidate	Absentee		Early		Election		Total	
Precinct C103 (Ballots Cast: 199)									
UNITED STATES SENATOR, Vote For 1									
	James R. GOULD	0	0.00%	0	0.00%	3	14.29%	3	14.29%
	Rand PAUL	0	0.00%	0	0.00%	17	80.95%	17	80.95%
	Stephen Howard SLAUGHTER	0	0.00%	0	0.00%	1	4.76%	1	4.76%
	Cast Votes:	0	0.00%	0	0.00%	21	100.00%	21	100.00%
	Over Votes:	0	0.00%	0	0.00%	0	0.00%	0	0.00%
	Under Votes:	0	0.00%	0	0.00%	0	0.00%	0	0.00%
UNITED STATES REPRESENTATIVE in CONGRESS 1st Congressional District, Vote For 1									
	Mike PAPE	0	0.00%	0	0.00%	10	47.62%	10	47.62%
	Miles A. CAUGHEY JR.	0	0.00%	0	0.00%	0	0.00%	0	0.00%
	Jason BATTS	0	0.00%	0	0.00%	2	9.52%	2	9.52%
	James R. COMER	0	0.00%	0	0.00%	9	42.86%	9	42.86%
	Cast Votes:	0	0.00%	0	0.00%	21	100.00%	21	100.00%
	Over Votes:	0	0.00%	0	0.00%	0	0.00%	0	0.00%
	Under Votes:	0	0.00%	0	0.00%	0	0.00%	0	0.00%
PRESIDENT of the UNITED STATES, Vote For 1									
	Martin J. O'MALLEY	0	0.00%	0	0.00%	0	0.00%	0	0.00%
	Bernard "Bernie" SANDERS	0	0.00%	0	0.00%	77	45.56%	77	45.56%
	Hillary CLINTON	0	0.00%	0	0.00%	67	39.64%	67	39.64%
	Roque Rocky DE LA FUENTE	0	0.00%	0	0.00%	2	1.18%	2	1.18%
	"UNCOMMITTED"	0	0.00%	0	0.00%	23	13.61%	23	13.61%
	Cast Votes:	0	0.00%	0	0.00%	169	94.94%	169	94.94%
	Over Votes:	0	0.00%	0	0.00%	0	0.00%	0	0.00%
	Under Votes:	0	0.00%	0	0.00%	9	5.06%	9	5.06%
UNITED STATES SENATOR, Vote For 1									
	Jim GRAY	0	0.00%	0	0.00%	81	55.48%	81	55.48%
	Rory HOULIHAN	0	0.00%	0	0.00%	6	4.11%	6	4.11%
	Jeff KENDER	0	0.00%	0	0.00%	11	7.53%	11	7.53%
	Ron LEACH	0	0.00%	0	0.00%	17	11.64%	17	11.64%
	Tom RECKTENWALD	0	0.00%	0	0.00%	7	4.79%	7	4.79%
	Grant T. SHORT	0	0.00%	0	0.00%	13	8.90%	13	8.90%
	Sellus WILDER	0	0.00%	0	0.00%	11	7.53%	11	7.53%
	Cast Votes:	0	0.00%	0	0.00%	146	82.02%	146	82.02%
	Over Votes:	0	0.00%	0	0.00%	0	0.00%	0	0.00%
	Under Votes:	0	0.00%	0	0.00%	32	17.98%	32	17.98%

otal Number of Voters : 2,949 of 0 = 0.00%

Precincts Reporting 15 of 15 = 100.00%

Party	Candidate	Absentee		Early		Election		Total	
Precinct C103 (Ballots Cast: 199)									
UNITED STATES REPRESENTATIVE in CONGRESS 1st Congressional District, Vote For 1									
	Tom OSBORNE	0	0.00%	0	0.00%	82	61.65%	82	61.65%
	Samuel L. GASKINS	0	0.00%	0	0.00%	51	38.35%	51	38.35%
	Cast Votes:	0	0.00%	0	0.00%	133	74.72%	133	74.72%
	Over Votes:	0	0.00%	0	0.00%	0	0.00%	0	0.00%
	Under Votes:	0	0.00%	0	0.00%	45	25.28%	45	25.28%
CIRCUIT CLERK (Unexpired Term), Vote For 1									
	Debbie AUSTIN	0	0.00%	0	0.00%	76	44.44%	76	44.44%
	Raegina Dacy SCOTT	0	0.00%	0	0.00%	39	22.81%	39	22.81%
	Jennifer Pigman DAVIS	0	0.00%	0	0.00%	56	32.75%	56	32.75%
	Cast Votes:	0	0.00%	0	0.00%	171	96.07%	171	96.07%
	Over Votes:	0	0.00%	0	0.00%	0	0.00%	0	0.00%
	Under Votes:	0	0.00%	0	0.00%	7	3.93%	7	3.93%

Precinct Report — Unofficial

PRESIDENTIAL PREFERENCE AND REGULAR PRIMARY — OFFICIAL BALLOT FOR WEBSTER COUNTY — May 17, 2016

05/17/2016 07:52 PM

otal Number of Voters : 2,949 of 0 = 0.00%

Precincts Reporting 15 of 15 = 100.00%

Party	Candidate	Absentee		Early		Election		Total	
Precinct C104 (Ballots Cast: 195)									
UNITED STATES SENATOR, Vote For 1									
	James R. GOULD	0	0.00%	0	0.00%	3	13.04%	3	13.04%
	Rand PAUL	0	0.00%	0	0.00%	20	86.96%	20	86.96%
	Stephen Howard SLAUGHTER	0	0.00%	0	0.00%	0	0.00%	0	0.00%
	Cast Votes:	0	0.00%	0	0.00%	23	100.00%	23	100.00%
	Over Votes:	0	0.00%	0	0.00%	0	0.00%	0	0.00%
	Under Votes:	0	0.00%	0	0.00%	0	0.00%	0	0.00%
UNITED STATES REPRESENTATIVE in CONGRESS 1st Congressional District, Vote For 1									
	Mike PAPE	0	0.00%	0	0.00%	15	65.22%	15	65.22%
	Miles A. CAUGHEY JR.	0	0.00%	0	0.00%	0	0.00%	0	0.00%
	Jason BATTS	0	0.00%	0	0.00%	1	4.35%	1	4.35%
	James R. COMER	0	0.00%	0	0.00%	7	30.43%	7	30.43%
	Cast Votes:	0	0.00%	0	0.00%	23	100.00%	23	100.00%
	Over Votes:	0	0.00%	0	0.00%	0	0.00%	0	0.00%
	Under Votes:	0	0.00%	0	0.00%	0	0.00%	0	0.00%
PRESIDENT of the UNITED STATES, Vote For 1									
	Martin J. O'MALLEY	0	0.00%	0	0.00%	3	1.95%	3	1.95%
	Bernard "Bernie" SANDERS	0	0.00%	0	0.00%	83	53.90%	83	53.90%
	Hillary CLINTON	0	0.00%	0	0.00%	45	29.22%	45	29.22%
	Roque Rocky DE LA FUENTE	0	0.00%	0	0.00%	0	0.00%	0	0.00%
	"UNCOMMITTED"	0	0.00%	0	0.00%	23	14.94%	23	14.94%
	Cast Votes:	0	0.00%	0	0.00%	154	89.53%	154	89.53%
	Over Votes:	0	0.00%	0	0.00%	0	0.00%	0	0.00%
	Under Votes:	0	0.00%	0	0.00%	18	10.47%	18	10.47%
UNITED STATES SENATOR, Vote For 1									
	Jim GRAY	0	0.00%	0	0.00%	87	70.16%	87	70.16%
	Rory HOULIHAN	0	0.00%	0	0.00%	5	4.03%	5	4.03%
	Jeff KENDER	0	0.00%	0	0.00%	8	6.45%	8	6.45%
	Ron LEACH	0	0.00%	0	0.00%	17	13.71%	17	13.71%
	Tom RECKTENWALD	0	0.00%	0	0.00%	0	0.00%	0	0.00%
	Grant T. SHORT	0	0.00%	0	0.00%	2	1.61%	2	1.61%
	Sellus WILDER	0	0.00%	0	0.00%	5	4.03%	5	4.03%
	Cast Votes:	0	0.00%	0	0.00%	124	72.09%	124	72.09%
	Over Votes:	0	0.00%	0	0.00%	0	0.00%	0	0.00%
	Under Votes:	0	0.00%	0	0.00%	48	27.91%	48	27.91%

Precinct Report — Unofficial

›RESIDENTIAL PREFERENCE AND REGULAR PRIMARY — OFFICIAL BALLOT FOR WEBSTER COUNTY — May 17, 2016

05/17/2016 07:52 PM

›tal Number of Voters : 2,949 of 0 = 0.00%

Precincts Reporting 15 of 15 = 100.00%

Party	Candidate	Absentee		Early		Election		Total	
Precinct C104 (Ballots Cast: 195)									
UNITED STATES REPRESENTATIVE in CONGRESS 1st Congressional District, Vote For 1									
	Tom OSBORNE	0	0.00%	0	0.00%	85	75.22%	85	75.22%
	Samuel L. GASKINS	0	0.00%	0	0.00%	28	24.78%	28	24.78%
	Cast Votes:	0	0.00%	0	0.00%	113	65.70%	113	65.70%
	Over Votes:	0	0.00%	0	0.00%	0	0.00%	0	0.00%
	Under Votes:	0	0.00%	0	0.00%	59	34.30%	59	34.30%
CIRCUIT CLERK (Unexpired Term), Vote For 1									
	Debbie AUSTIN	0	0.00%	0	0.00%	75	44.64%	75	44.64%
	Raegina Dacy SCOTT	0	0.00%	0	0.00%	26	15.48%	26	15.48%
	Jennifer Pigman DAVIS	0	0.00%	0	0.00%	67	39.88%	67	39.88%
	Cast Votes:	0	0.00%	0	0.00%	168	97.67%	168	97.67%
	Over Votes:	0	0.00%	0	0.00%	0	0.00%	0	0.00%
	Under Votes:	0	0.00%	0	0.00%	4	2.33%	4	2.33%

RECEIVED
MAY 27 2016
State Board of Elections

CERTIFICATE
State of Kentucky, County of Whitley Sct.
I, Kay Schwartz, Whitley County Clerk do hereby certify that the foregoing is a true and correct copy of Recap Sheets as appears of record in my office in Election Book this 25th day of May 2016
Kay Schwartz, Whitley County Clerk
By: [signature] DC

209

Tabulated Statement of Votes Cast at VARIOUS Precinct,

*Office to be filled is written in this space. day of MAY 17th, 2016, for the Candidates for the various

FORM E1

Number of Precinct	NAME OF PRECINCT	UNITED STATES SENATOR CANDIDATES REP RAND PAUL	REP Stephen Howard Slaughter	REP James R. Gould	US REP IN CONGRESS CANDIDATES REP HAROLD "HAL" ROGERS	REP John Burk, Jr.	STATE REPRESENTATIVE CANDIDATES REP ALEX PATRICK	REP REGINA Petrey Bunch	CANDIDATES			
# 1	JELLICO CREEK	65	6	5	62	11	23	54				
# 3	MID SPRINGS	136	21	13	158	21	76	111				
# 4	MARTIN SPRINGS	161	23	20	164	47	59	150				
# 7	CORBIN CITY HALL	25	1	3	25	4	10	19				
# 8	WOODBINE	66	11	9	73	13	17	70				
# 9	ROCKHOLDS	91	16	13	97	26	30	92				
# 10	WOFFORD	122	8	12	116	25	35	113				
# 11	LEVEL GREEN	37	11	11	47	15	30	34				
# 12	POPLAR CREEK	15	4	3	20	3	9	15				
# 13	SOUTH AMERICA	17	2	4	21	4	7	17				
# 14	PINE MOUNTAIN	7	0	0	7	0	4	3				
# 15	SOUTH CORBIN	22	4	0	23	3	5	21				
# 16	HIGHLAND PARK	123	19	12	127	27	55	104				
# 17	BOSTON	71	14	12	81	17	25	76				
# 18	JELLICO	24	6	2	27	5	9	23				
# 20	SAXTON	61	7	4	62	12	17	59				
# 21	PLEASANT VIEW	84	14	9	85	18	27	81				
# 22	VERNE	53	5	6	49	16	22	45				
# 23	DEPOT/ARMORY	49	3	3	52	4	19	36				
# 24	COURTHOUSE	73	4	9	72	16	24	67				
# 26	GOLDBUG	164	27	25	169	48	75	147				
# 29	COLLEGE HILL	197	20	20	207	35	81	164				
# 31	SAVOY	31	6	5	38	7	15	30				
# 32	SOUTH WARD CORBIN	93	8	9	97	17	23	91				
# 33	MASTERTOWN	115	10	11	116	24	48	89				
# 34	BARTON	130	16	7	128	27	46	108				
# 35	LIBERTY	55	10	8	56	16	33	41				
# 36	EMLYN	61	10	8	68	15	28	57				
# 38	CITY SCHOOL	16	3	4	23	1	12	13				
# 39	MEADOW CREEK	62	5	5	63	11	29	48				
# 40	CORBIN - LIBRARY	14	9	2	22	5	6	21				
# 41	CORBIN MIDDLE SCHOOL	24	9	2	29	6	5	29				
# 45	CORBIN CENTRAL ELEMENTARY	120	11	9	121	20	31	112				
# 47	NEVISDALE	37	6	5	38	11	14	35				
# 53	SPRUCEBURG	169	18	9	159	41	54	147				
# 54	TATTERSALL	161	12	16	157	31	43	148				
	ABSENTEE	131	11	15	150	20	35	134				
	"TOTALS"	2,882	370	310	3009	622	1081	2604				

RECEIVED
MAY 27 2016
State Board of Elections

in WHITLEY County, at an Election held on the 17th MAY 2016

Offices to be filled, and for and against the questions then submitted.

	CANDIDATES						CANDIDATES							CANDIDATES							CANDIDATES							CANDIDATE		
			MARTIN J. O'MALLEY	BERNARD "BERNIE" SANDERS	HILLARY CLINTON	ROGUE ROCKY DE LA FUENTE	"UNCOMMITTED"		TOM RECKTENWALD	GRANT T. SHORT	SELLUS WILDER	JIM GRAY	RORY HOULIHAN	JEFF KENDER	RON LEACH															
1			0	4	3	0	3		1	0	1	6	0	0	1															
3			0	12	13	0	1		2	3	1	14	1	0	4															
4			0	26	27	0	3		2	4	4	35	0	2	4															
7			0	8	4	0	0		2	0	2	6	0	0	1															
8			0	15	13	0	2		2	0	2	22	0	1	2															
9			0	17	10	0	4		2	2	2	19	0	1	1															
10			0	6	11	0	1		0	0	1	15	0	1	1															
11			0	4	1	0	2		0	0	0	5	0	1	0															
12			0	1	2	0	0		0	0	1	2	0	0	1															
13			1	2	5	0	1		2	1	1	5	0	0	0															
14			0	0	1	0	1		0	0	0	1	0	0	0															
15			0	7	11	0	1		0	0	0	16	0	1	0															
16			0	11	23	0	1		0	2	3	22	0	2	2															
17			3	4	11	1	0		1	2	1	10	0	0	2															
18			0	2	4	0	1		1	0	0	6	0	0	0															
20			0	3	4	0	1		0	1	0	5	0	1	0															
21			0	8	10	0	1		0	2	1	16	0	0	0															
22			1	5	4	0	0		1	0	1	7	0	0	1															
23			0	6	14	0	0		1	1	0	15	0	0	1															
24			1	12	14	0	1		2	1	0	21	0	0	1															
26			1	20	27	0	3		0	2	4	36	0	1	1															
29			0	16	26	0	2		0	2	6	33	0	1	1															
31			0	2	5	0	0		1	0	1	4	0	0	0															
32			0	26	28	0	1		2	2	8	39	0	0	0															
33			3	31	30	0	3		2	2	13	42	0	0	2															
34			0	20	32	0	3		0	1	5	42	2	0	4															
35			0	7	2	0	1		0	1	0	5	0	1	2															
36			0	11	8	0	1		0	0	3	12	0	1	3															
38			0	4	1	0	0		0	0	0	5	0	0	0															
39			0	9	6	0	0		1	1	3	7	1	0	0															
40			0	5	10	1	0		0	2	1	12	0	1	0															
41			0	5	12	0	1		0	0	4	12	0	1	0															
45			0	23	30	0	3		0	0	6	46	0	0	2															
47			0	3	5	0	0		0	0	2	2	2	0	1															
53			1	22	35	1	1		1	0	7	41	3	1	2															
54			0	29	52	0	2		3	5	11	52	0	2	3															
ABSENTEE			1	23	28	1	2		4	1	4	38	1	2	2															
TOTALS"			12	409	522	4	47		33	38	99	679	10	21	45															

WE, THE ELECTION COMMISSIONERS, HAVE THIS DAY CANVASSED THE VOTES IN VARIOUS PRECINCTS, AND DO HEREBY CERTIFY THE COUNT TO BE CORRECT TO THE BEST OF OUR KNOWLEDGE, THIS 17TH DAY OF MAY, 2016

Wolfe County RECAPITULATION SHEET

Primary Election May 17, 2016 PRECINCT	UNITED STATES SENATOR	Grant T. **SHORT**	Sellus **WILDER**	Jim **GRAY**	Rory **HOULIHAN**	Jeff **KENDER**	Ron **LEACH**	Tom **RECKTENWALD**	UNITED STATES REPRESENTATIVE IN CONGRESS	Nancy Jo **KEMPER**	Michael **COBLENZ**	Geoffrey M. "Geoff" **YOUNG**
A101 Lee City #1		7	9	84	2	5	2	2		55	13	37
A105 Hazel Green #2		13	14	97	1	4	9	7		114	13	44
B101 Holly #5		9	5	41	5	3	3	1		32	7	23
B102 Stillwater #6		7	6	64	3	4	4	3		44	6	3
B106 Campton #8		14	16	120	0	5	4	5		83	9	63
C101 Campton #3		10	12	76	2	4	4	6		52	9	39
C102 Rogers #4		11	11	102	0	4	3	2		80	5	37
C104 Campton #7		6	7	49	1	1	0	1		37	9	12
Paper Abs. Ballot		1	0	1	0	0	0	0		2	0	0
Abs. Machine		1	0	18	0	1	0	2		17	0	4
Absentee Total		2	0	19	0	1	0	2		19	0	4
iVotronic Machine		77	80	633	14	30	29	27		457	71	258
TOTAL		79	80	652	14	31	29	29		476	71	262

RECEIVED
MAY 23 2016
State Board of Elections

Wolfe County RECAPITULATION SHEET

Primary Election May 17, 2016 PRECINCT	UNITED STATES SENATOR	Stephen Howard **SLAUGHTER**	James R. **GOULD**	Rand **PAUL**	UNITED STATES REPRESENTATIVE IN CONGRESS	Roger Q. **BRILL**	Andy **BARR**	STATE REPRESENTATIVE	Frankie Wayne **SPENCER**	William Scott **WELLS**	PRESIDENT OF THE UNITED STATES	Martin J. **O'MALLEY**	Bernard "Bernie" **SANDERS**	Hillary **CLINTON**	Roque Rocky **DE LA FUENTE**	**"UNCOMMITTED"**
A101 Lee City #1		0	0	6		0	6		4	1		0	52	63	1	3
A105 Hazel Green #2		1	3	10		0	13		11	4		1	78	73	2	8
B101 Holly #5		0	0	7		4	3		5	2		0	49	17	1	5
B102 Stillwater #6		0	0	2		0	2		1	1		3	35	51	1	10
B106 Campton #8		0	1	7		2	6		4	4		4	95	68	1	9
C101 Campton #3		0	0	3		1	3		0	2		2	62	53	1	9
C102 Rogers #4		1	4	22		3	25		14	9		1	83	52	4	10
C104 Campton #7		0	0	4		0	4		3	0		1	36	28	0	2
Paper Abs. Ballot		~~1~~	~~0~~	~~0~~		~~0~~	~~0~~		~~0~~	~~0~~		~~0~~	~~0~~	2	0	~~0~~
Abs. Machine		~~0~~	~~0~~	~~1~~		~~0~~	~~1~~		~~1~~	~~0~~		~~0~~	~~11~~	7	0	~~2~~
Absentee Total		0	0	1		0	1		1	0		0	11	9	0	2
iVotronic Machine				61			62		42				488	28		56
TOTAL		2	8	62		10	63		43	23		12	499	414	11	58

PRIMARY ELECTION
WOODFORD COUNTY - 6TH. CONG. DIST.
RECAPITULATION SHEET
MAY 17, 2016

	ABSENTEE			NORTHSIDE SCHOOL COUNTY			NORTHSIDE SCHOOL CITY			MILLVILLE FIREHOUSE			SIMMONS SCHOOL COUNTY			SIMMONS SCHOOL CITY			HIGH SCHOOL COUNTY			HIGH SCHOOL CITY			MIDDLE SCHOOL			COMMUNITY EDUCATION CENTER			COURTHOUSE		
	Mail-In	Walk-In	Total	eSlate	eScan	Total	eSlate	eScan	Total	eSlate	eScan	Total	eSlate	eScan	Total	eSlate	eScan	Total	eSlate	eScan	Total	eSlate	eScan	Total	eSlate	eScan	Total	eSlate	eScan	Total	eSlate	eScan	Total
UNITED STATES SENATOR - REP																																	
Stephen Howard SLAUGHTER	0	1	1	5	1		0	6		1	1		0	3		0	0		3	6		0	4		3	3		2	4		2	1	
James R. GOULD	0	3	3	3	2		0	4		0	0		1	0		1	2		6	5		0	4		3	6		5	2		2	3	
Rand PAUL	2	28	30	18	21		27	44		28	12		11	16		5	6		44	55		8	34		47	43		19	27		9	16	
U.S. REP. in CONGRESS - 6th Cong. Dist. - REP	—	—		—	—		—	—		—	—		—	—		—	—		—	—		—	—		—	—		—	—		—	—	
Roger Q. BRILL	0	6	6	7	4		3	8		4	1		0	1		1	1		8	15		2	6		6	10		5	3		3	4	
Andy BARR	2	26	28	19	20		24	47		24	12		12	18		5	7		43	52		6	35		47	43		21	31		9	17	
PRESIDENT of the UNITED STATES - DEM	—	—		—	—		—	—		—	—		—	—		—	—		—	—		—	—		—	—		—	—		—	—	
Martin J. O'MALLEY	0	4	4	1	1		1	2		0	3		1	1		0	1		2	0		4	4		1	0		1	0		1	2	
Bernard "Bernie" SANDERS	9	35	44	51	41		73	99		48	50		37	25		30	24		57	49		55	66		55	55		41	62		37	60	
Hillary CLINTON	8	44	52	51	25		68	96		27	38		28	17		33	30		57	59		35	56		55	58		43	69		39	71	
Roque Rocky DE LA FUENTE	0	0	0	0	1		0	0		0	0		0	0		0	0		0	0		0	0		0	0		0	0		0	2	
"UNCOMMITTED"	4	12	16	5	6		3	10		3	8		2	3		0	1		5	4		6	4		4	5		6	5		4	5	
UNITED STATES SENATOR - DEM	—	—		—	—		—	—		—	—		—	—		—	—		—	—		—	—		—	—		—	—		—	—	
Grant T. SHORT	3	1	4	0	1		1	4		1	1		0	2		1	1		1	3		1	4		2	4		5	2		0	3	
Sellus WILDER	1	7	8	16	6		19	25		18	21		5	3		7	5		9	4		8	18		9	11		7	2		8	14	
Jim GRAY	13	79	92	83	60		118	166		52	69		46	36		45	46		102	98		82	98		98	89		76	121		71	113	
Rory HOULIHAN	1	0	1	2	0		0	3		1	2		5	1		2	0		2	0		0	0		1	1		1	1		0	2	
Jeff KENDER	1	1	2	2	0		5	2		0	3		0	0		0	2		0	2		3	1		2	3		0	2		1	2	
Ron LEACH	1	2	3	1	3		2	4		4	0		4	1		2	0		5	2		4	2		2	3		2	1		1	0	
Tom RECKTENWALD	0	1	1	0	1		0	3		0	1		2	1		1	0		2	1		0	2		1	0		0	1		0	0	
U.S. REP. in CONGRESS - 6th Cong. Dist. - DEM	—	—		—	—		—	—		—	—		—	—		—	—		—	—		—	—		—	—		—	—		—	—	
Nancy Jo KEMPER	12	68	80	75	59		130	168		50	70		42	28		39	43		91	85		61	90		83	72		64	91		60	101	
Michael COBLENZ	2	2	4	5	0		6	3		5	1		3	3		2	0		5	1		4	5		4	4		2	11		4	8	
Geoffrey M. "Geoff" YOUNG	5	15	20	19	13		6	25		16	24		16	9		15	10		16	21		27	25		23	25		21	21		15	20	

PRIMARY ELECTION
WOODFORD COUNTY - 6TH. CONG. DIST.
RECAPITULATION SHEET
MAY 17, 2016

	BIG SINK FIREHOUSE			HUNTERTOWN CHURCH OF NAZA			ST. ANDREWS CHURCH			SYCAMORE FIRE HOUSE #3			HUNTERTOWN SCHOOL			SOUTHSIDE SCHOOL			THE JACK JOUETT HOUSE			NONESUCH FIREHOUSE			PINCKARD BAPTIST CHURCH			GRAND TOTAL
	eSlate	eScan	Total	eSlate	eScan	Total	eSlate	eScan	Total	eSlate	eScan	Total	eSlate	eScan	Total	eSlate	eScan	Total	eSlate	eScan	Total	eSlate	eScan	Total	eSlate	eScan	Total	
UNITED STATES SENATOR - REP																												
Stephen Howard SLAUGHTER	3	1		0	3		3	2		1	0		1	2		5	2		0	1		2	2		2	1		77
James R. GOULD	2	2		3	5		3	2		1	3		2	3		0	2		0	4		3	0		2	6		95
Rand PAUL	17	23		22	85		40	30		16	59		37	40		29	30		28	28		25	19		51	32		113
U.S. REP. in CONGRESS - 6th Cong. Dist. - REP																												
Roger Q. BRILL	8	5		4	15		9	4		1	6		2	3		1	4		1	3		6	4		7	7		188
Andy BARR	17	21		21	78		39	30		17	58		38	43		34	30		26	30		24	17		48	32		1123
PRESIDENT of the UNITED STATES - DEM																												
Martin J. O'MALLEY	0	0		0	0		0	3		0	3		4	1		1	1		0	0		1	1		1	0		46
Bernard "Bernie" SANDERS	52	42		32	85		48	69		44	76		41	38		42	33		35	34		51	38		48	51		1918
Hillary CLINTON	60	56		17	72		56	67		44	92		51	33		49	30		36	24		50	35		44	39		1863
Roque Rocky DE LA FUENTE	0	0		1	0		0	0		0	0		1	0		0	0		0	1		1	2		0	1		10
"UNCOMMITTED"	5	3		1	8		11	8		4	7		1	2		1	5		4	3		4	2		5	8		187
UNITED STATES SENATOR - DEM																												
Grant T. SHORT	3	3		0	7		6	4		0	5		1	1		2	1		2	0		4	4		0	3		87
Sellus WILDER	14	7		3	11		7	10		9	9		10	12		7	7		6	5		9	8		7	4		368
Jim GRAY	90	78		39	128		95	122		78	153		79	55		77	54		58	51		83	60		74	77		3211
Rory HOULIHAN	1	3		0	4		1	2		0	1		3	0		1	0		0	0		2	0		3	1		47
Jeff KENDER	2	1		2	1		0	3		1	1		1	1		1	0		2	2		1	2		4	5		62
Ron LEACH	4	1		3	4		3	4		2	6		2	1		2	4		4	1		4	0		4	0		95
Tom RECKTENWALD	0	0		0	2		1	3		0	2		1	1		0	1		1	1		2	1		1	3		37
U.S. REP. in CONGRESS - 6th Cong. Dist. - DEM																												
Nancy Jo KEMPER	89	75		34	119		79	96		68	133		72	50		67	48		56	43		74	52		59	65		2859
Michael COBLENZ	4	7		4	5		5	14		3	5		4	4		3	2		2	2		7	0		4	7		163
Geoffrey M. "Geoff" YOUNG	19	10		9	25		26	30		16	33		18	13		15	12		12	11		16	19		20	19		710

Cumulative Report — Unofficial

PRESIDENTIAL PREFERENCE AND REGULAR PRIMARY — OFFICIAL BALLOT FOR WOODFORD COUNTY — May 17, 2016

05/17/2016 07:21 PM

Total Number of Voters : 5,378 of 0 = 0.00%

Precincts Reporting 20 of 20 = 100.00%

Party	Candidate	Absentee		Early		Election		Total	
UNITED STATES SENATOR, Vote For 1									
	Stephen Howard SLAUGHTER	0	0.00%	0	0.00%	77	5.91%	77	5.91%
	James R. GOULD	0	0.00%	0	0.00%	95	7.29%	95	7.29%
	Rand PAUL	0	0.00%	0	0.00%	1,131	86.80%	1,131	86.80%
	Cast Votes:	0	0.00%	0	0.00%	1,303	98.56%	1,303	98.56%
	Over Votes:	0	0.00%	0	0.00%	0	0.00%	0	0.00%
	Under Votes:	0	0.00%	0	0.00%	19	1.44%	19	1.44%
UNITED STATES REPRESENTATIVE in CONGRESS 6th Congressional District, Vote For 1									
	Roger Q. BRILL	0	0.00%	0	0.00%	188	14.34%	188	14.34%
	Andy BARR	0	0.00%	0	0.00%	1,123	85.66%	1,123	85.66%
	Cast Votes:	0	0.00%	0	0.00%	1,311	99.17%	1,311	99.17%
	Over Votes:	0	0.00%	0	0.00%	0	0.00%	0	0.00%
	Under Votes:	0	0.00%	0	0.00%	11	0.83%	11	0.83%
PRESIDENT of the UNITED STATES, Vote For 1									
	Martin J. O'MALLEY	0	0.00%	0	0.00%	46	1.14%	46	1.14%
	Bernard "Bernie" SANDERS	0	0.00%	0	0.00%	1,918	47.68%	1,918	47.68%
	Hillary CLINTON	0	0.00%	0	0.00%	1,862	46.28%	1,862	46.28%
	Roque Rocky DE LA FUENTE	0	0.00%	0	0.00%	10	0.25%	10	0.25%
	"UNCOMMITTED"	0	0.00%	0	0.00%	187	4.65%	187	4.65%
	Cast Votes:	0	0.00%	0	0.00%	4,023	99.19%	4,023	99.19%
	Over Votes:	0	0.00%	0	0.00%	0	0.00%	0	0.00%
	Under Votes:	0	0.00%	0	0.00%	33	0.81%	33	0.81%
UNITED STATES SENATOR, Vote For 1									
	Grant T. SHORT	0	0.00%	0	0.00%	87	2.23%	87	2.23%
	Sellus WILDER	0	0.00%	0	0.00%	368	9.42%	368	9.42%
	Jim GRAY	0	0.00%	0	0.00%	3,211	82.19%	3,211	82.19%
	Rory HOULIHAN	0	0.00%	0	0.00%	47	1.20%	47	1.20%
	Jeff KENDER	0	0.00%	0	0.00%	62	1.59%	62	1.59%
	Ron LEACH	0	0.00%	0	0.00%	95	2.43%	95	2.43%
	Tom RECKTENWALD	0	0.00%	0	0.00%	37	0.95%	37	0.95%
	Cast Votes:	0	0.00%	0	0.00%	3,907	96.33%	3,907	96.33%
	Over Votes:	0	0.00%	0	0.00%	0	0.00%	0	0.00%
	Under Votes:	0	0.00%	0	0.00%	149	3.67%	149	3.67%

Cumulative Report — Unofficial

PRESIDENTIAL PREFERENCE AND REGULAR PRIMARY — OFFICIAL BALLOT FOR WOODFORD COUNTY — May 17, 2016

05/17/2016 07:21 PM

Total Number of Voters : 5,378 of 0 = 0.00%

Precincts Reporting 20 of 20 = 100.00%

Party	Candidate	Absentee		Early		Election		Total	
UNITED STATES REPRESENTATIVE in CONGRESS 6th Congressional District, Vote For 1									
	Nancy Jo KEMPER	0	0.00%	0	0.00%	2,859	76.63%	2,859	76.63%
	Michael COBLENZ	0	0.00%	0	0.00%	162	4.34%	162	4.34%
	Geoffrey M. "Geoff" YOUNG	0	0.00%	0	0.00%	710	19.03%	710	19.03%
	Cast Votes:	0	0.00%	0	0.00%	3,731	91.99%	3,731	91.99%
	Over Votes:	0	0.00%	0	0.00%	0	0.00%	0	0.00%
	Under Votes:	0	0.00%	0	0.00%	325	8.01%	325	8.01%

Cumulative Report — Unofficial

PRESIDENTIAL PREFERENCE AND REGULAR PRIMARY — OFFICIAL BALLOT FOR WOODFORD COUNTY — May 17, 2016

05/17/2016 07:21 PM

Total Number of Voters : 5,378 of 0 = 0.00%

Precincts Reporting 20 of 20 = 100.00%

Party	Candidate	Absentee		Early		Election		Total	
UNITED STATES SENATOR, Vote For 1									
	Stephen Howard SLAUGHTER	0	0.00%	0	0.00%	77	5.91%	77	5.91%
	James R. GOULD	0	0.00%	0	0.00%	95	7.29%	95	7.29%
	Rand PAUL	0	0.00%	0	0.00%	1,131	86.80%	1,131	86.80%
	Cast Votes:	0	0.00%	0	0.00%	1,303	98.56%	1,303	98.56%
	Over Votes:	0	0.00%	0	0.00%	0	0.00%	0	0.00%
	Under Votes:	0	0.00%	0	0.00%	19	1.44%	19	1.44%
UNITED STATES REPRESENTATIVE in CONGRESS 6th Congressional District, Vote For 1									
	Roger Q. BRILL	0	0.00%	0	0.00%	188	14.34%	188	14.34%
	Andy BARR	0	0.00%	0	0.00%	1,123	85.66%	1,123	85.66%
	Cast Votes:	0	0.00%	0	0.00%	1,311	99.17%	1,311	99.17%
	Over Votes:	0	0.00%	0	0.00%	0	0.00%	0	0.00%
	Under Votes:	0	0.00%	0	0.00%	11	0.83%	11	0.83%
PRESIDENT of the UNITED STATES, Vote For 1									
	Martin J. O'MALLEY	0	0.00%	0	0.00%	46	1.14%	46	1.14%
	Bernard "Bernie" SANDERS	0	0.00%	0	0.00%	1,918	47.68%	1,918	47.68%
	Hillary CLINTON	0	0.00%	0	0.00%	1,862	46.28%	1,862	46.28%
	Roque Rocky DE LA FUENTE	0	0.00%	0	0.00%	10	0.25%	10	0.25%
	"UNCOMMITTED"	0	0.00%	0	0.00%	187	4.65%	187	4.65%
	Cast Votes:	0	0.00%	0	0.00%	4,023	99.19%	4,023	99.19%
	Over Votes:	0	0.00%	0	0.00%	0	0.00%	0	0.00%
	Under Votes:	0	0.00%	0	0.00%	33	0.81%	33	0.81%
UNITED STATES SENATOR, Vote For 1									
	Grant T. SHORT	0	0.00%	0	0.00%	87	2.23%	87	2.23%
	Sellus WILDER	0	0.00%	0	0.00%	368	9.42%	368	9.42%
	Jim GRAY	0	0.00%	0	0.00%	3,211	82.19%	3,211	82.19%
	Rory HOULIHAN	0	0.00%	0	0.00%	47	1.20%	47	1.20%
	Jeff KENDER	0	0.00%	0	0.00%	62	1.59%	62	1.59%
	Ron LEACH	0	0.00%	0	0.00%	95	2.43%	95	2.43%
	Tom RECKTENWALD	0	0.00%	0	0.00%	37	0.95%	37	0.95%
	Cast Votes:	0	0.00%	0	0.00%	3,907	96.33%	3,907	96.33%
	Over Votes:	0	0.00%	0	0.00%	0	0.00%	0	0.00%
	Under Votes:	0	0.00%	0	0.00%	149	3.67%	149	3.67%

Cumulative Report — Unofficial

PRESIDENTIAL PREFERENCE AND REGULAR PRIMARY — OFFICIAL BALLOT FOR WOODFORD COUNTY — May 17, 2016

05/17/2016 07:21 PM

Total Number of Voters : 5,378 of 0 = 0.00%

Precincts Reporting 20 of 20 = 100.00%

Party	Candidate	Absentee		Early		Election		Total	
UNITED STATES REPRESENTATIVE in CONGRESS 6th Congressional District, Vote For 1									
	Nancy Jo KEMPER	0	0.00%	0	0.00%	2,859	76.63%	2,859	76.63%
	Michael COBLENZ	0	0.00%	0	0.00%	162	4.34%	162	4.34%
	Geoffrey M. "Geoff" YOUNG	0	0.00%	0	0.00%	710	19.03%	710	19.03%
	Cast Votes:	0	0.00%	0	0.00%	3,731	91.99%	3,731	91.99%
	Over Votes:	0	0.00%	0	0.00%	0	0.00%	0	0.00%
	Under Votes:	0	0.00%	0	0.00%	325	8.01%	325	8.01%