

GENERAL ELECTION
ESTILL COUNTY - 6th. CONG. DIST.
RECAPITULATION SHEET
November 06, 2018

	ABSENTEE		Total	COURTHOUSE	SCHOOLHOUSE	WEST LAWN	ESTILL SPRINGS	RAVENNA	WEST IRVINE	WHITE OAK	MILLERS CREEK	COW CREEK	FORKS	BARNES MT.	CEDAR GROVE	RED LICK	SOUTH IRVINE	DROWNING CREEK	GRAND TOTAL	
	Mail-In	Walk-In		eSlate	eSlate	eSlate	eSlate	eSlate	eSlate	eSlate	eSlate	eSlate	eSlate	eSlate	eSlate	eSlate	eSlate	eSlate		
STRAIGHT PARTY																				
Republican Party																				
Democratic Party																				
Libertarian Party																				
U.S. REP. in Cong. - 6th Cong. Dist.																				
Andy BARR	172	154	326	124	142	133	162	170	214	361	168	191	374	163	423	294	221	403	3948	
Amy McGRATH	77	69	146	63	57	63	60	64	122	91	68	68	175	61	141	95	162	138	1471	
Frank HARRIS	2	0	2	1	4	0	0	3	1	3	1	4	5	1	3	3	2	2	35	
Rikka L. WALLIN	0	1	1	0	2	1	0	0	1	0	1	1	2	0	1	0	1	1	12	
James GERMALIC	0	0	0	0	1	1	0	0	1	0	0	0	1	0	1	0	0	2	7	
STATE REP. 91st Rep. Dist.																				
Gary "Toby" HERALD	129	123	252	87	110	109	117	127	240	500	143	144	302	140	343	252	186	296	3158	
Cluster HOWARD	99	94	193	87	79	77	93	100	159	136	82	93	225	68	211	125	86	222	2036	
COMMONWEALTH'S ATTORNEY 23rd Jud. Cir.																				
Heather Buntin COMBS	174	167	341	145	155	147	169	182	322	356	172	185	415	155	452	316	229	421	4125	
CIRCUIT CLERK																				
Stephanie L. BRINEGAR	195	183	378	160	164	158	188	193	352	374	194	202	449	172	466	338	243	447	4478	
PROPERTY VALUATION ADMINISTRATOR																				
Jeff L. HIX	202	161	363	140	143	146	183	189	316	310	166	183	399	153	408	290	198	405	3994	
COUNTY JUDGE/EXECUTIVE																				
Donnie WATSON	152	119	271	100	132	126	123	156	244	306	150	175	298	136	364	233	197	348	3370	
Rhonda Stone CHILDERS	102	105	207	84	73	70	101	86	157	145	82	82	252	82	208	154	87	188	2058	
COUNTY ATTORNEY																				
Rodney G. DAVIS	104	105	209	114	107	86	122	97	175	212	100	115	262	109	263	218	124	242	2555	
Jason "J. D." RILEY	140	61	201	73	97	109	96	133	247	234	134	140	276	109	297	174	154	294	2830	
COUNTY CLERK																				
Brian CROWE	136	151	287	122	135	132	161	172	304	310	150	197	324	146	401	274	190	368	3673	
Felicia Fike CAMPBELL	115	77	192	64	69	67	64	67	119	138	85	65	229	73	171	121	99	174	1797	
SHERIFF																				
Ken WHITE	100	105	205	97	108	120	121	150	175	228	108	146	242	126	287	165	129	194	2601	
Christopher Shawn FLYNN	148	123	271	90	100	78	100	93	242	218	121	105	310	95	283	229	155	348	2838	
JAILER																				
Beverly "Bo" MORRIS	136	147	283	87	113	115	101	134	240	249	130	133	301	137	335	203	180	225	2996	
Larry STEWART	116	109	225	99	92	81	120	103	183	200	98	117	243	82	233	187	100	253	2416	

Handwritten signatures:
 Gary Freeman
 Elizabeth Walling


GENERAL ELECTION
ESTILL COUNTY - 6th. CONG. DIST.
RECAPITULATION SHEET
November 06, 2018

	ABSENTEE		Total	COURTHOUSE	SCHOOLHOUSE	WEST LAWN	ESTILL SPRINGS	RAVENNA	WEST IRVINE	WHITE OAK	MILLERS CREEK	COW CREEK	FORKS	BARNES MT.	CEDAR GROVE	RED LICK	SOUTH IRVINE	DROWNING CREEK	GRAND TOTAL	
	Mail-In	Walk-In		eSlate	eSlate	eSlate	eSlate	eSlate	eSlate	eSlate	eSlate	eSlate	eSlate	eSlate	eSlate	eSlate	eSlate	eSlate		
JUST. SUP. CRT. - 3rd Supreme Court Dist.																				
Debra Hembree LAMBERT	145	123	268	115	109	111	156	104	248	303	126	155	336	113	226	227	177	356	3240	
Dan BALLOU	34	45	79	23	18	25	21	41	74	57	38	38	78	35	98	75	39	79	818	
DISTRICT JUDGE 23rd Judicial District																				
William Delton "Bo" LEACH	174	163	337	131	125	133	175	177	311	318	152	174	379	136	408	289	205	401	3891	
S.&W. CON. DIST. SUPERVISORS																				
Danny CLICK	157	123	280	121	122	117	145	166	271	268	129	169	289	120	264	231	188	357	3339	
Jack STICKNEY	110	97	207	64	61	66	99	105	149	176	83	79	220	76	197	153	103	195	1035	
MEM. BD. of ED. - 3rd Edu. Dist.																				
Shiela B. SAMPLES	29	24	53			134		187			163	182							719	
MEM. BD. of ED. - 5th Edu. Dist.																				
Bryan COVEY	40	28	68						320									397	785	
MAYOR City of Ravenna																				
Sharon SNOWDEN	10	2	12					105												117
Estine C. TIPTON	13	4	17					136												153
CITY COUNCIL City of Ravenna																				
Valeri Henderson FLINCHUM	17	4	21					120												141
William C. VAN CLEVE	11	3	14					107												121
Brenda ABNEY	16	3	19					79												98
Amy CROWE	11	2	13					117												130
Bradley CROWE	5	3	8					87												95
Tina Barnes JOHNSON	8	3	11					77												88
William E. JONES	4	3	7					60												67
Julian CAIN	4	2	6					35												41
Beverly THOMPSON	14	5	19					97												116
Betty Wells HISLE	11	2	13					82												95
Tammy Smyth HOWELL	16	3	19					102												121
James O. HENRY	2	2	4					41												45
CONSTITUTIONAL AMENDMENT																				
YES	178	177	355	80	83	82	93	100	173	207	106	132	251	112	287	177	98	173	2438	
NO	31	29	60	82	91	85	106	117	228	199	93	101	245	79	286	180	146	313	2400	
QUESTION																				
YES	4	6	10									162								172
NO	5	3	8									75								83


OFFICIAL CERTIFICATION

ESTILL COUNTY


WE, THE UNDERSIGNED, DO HEREBY CERTIFY THAT
THE PRECEEDING ELEGTION RESULTS ARE ACCURATE
AND COMPLETE FOR THE GENERAL ELECTION HELD
ON NOVEMBER 6, 2018.




COUNTY CLERK



SHERIFF



REPBULICAN



DEMOCRATE

Cumulative Report — Unofficial

GENERAL ELECTION HELD ON — OFFICIAL BALLOT FOR ESTILL COUNTY — November 06, 2018

Total Number of Voters : 5,597 of 0 = 0.00%

Precincts Reporting 15 of 16 = 93.75%

Party	Candidate	Absentee		Early		Election		Total	
STRAIGHT PARTY, Vote For 1									
	Republican Party	0	0.00%	0	0.00%	915	68.95%	915	68.95%
	Democratic Party	0	0.00%	0	0.00%	381	28.71%	381	28.71%
	Libertarian Party	0	0.00%	0	0.00%	31	2.34%	31	2.34%
	Cast Votes:	0	0.00%	0	0.00%	1,327	23.71%	1,327	23.71%
	Over Votes:	0	0.00%	0	0.00%	0	0.00%	0	0.00%
	Under Votes:	0	0.00%	0	0.00%	4,270	76.29%	4,270	76.29%
UNITED STATES REPRESENTATIVE in CONGRESS 6th Congressional District, Vote For 1									
REP	Andy BARR	0	0.00%	0	0.00%	3,948	72.14%	3,948	72.14%
DEM	Amy McGRATH	0	0.00%	0	0.00%	1,471	26.88%	1,471	26.88%
LIB	Frank HARRIS	0	0.00%	0	0.00%	35	0.64%	35	0.64%
IND	Rikka L. WALLIN	0	0.00%	0	0.00%	12	0.22%	12	0.22%
IND	James GERMALIC	0	0.00%	0	0.00%	7	0.13%	7	0.13%
	Cast Votes:	0	0.00%	0	0.00%	5,473	97.78%	5,473	97.78%
	Over Votes:	0	0.00%	0	0.00%	0	0.00%	0	0.00%
	Under Votes:	0	0.00%	0	0.00%	124	2.22%	124	2.22%
STATE REPRESENTATIVE 91st Representative District, Vote For 1									
REP	Gary "Toby" HERALD	0	0.00%	0	0.00%	3,158	60.80%	3,158	60.80%
DEM	Cluster HOWARD	0	0.00%	0	0.00%	2,036	39.20%	2,036	39.20%
	Cast Votes:	0	0.00%	0	0.00%	5,194	92.80%	5,194	92.80%
	Over Votes:	0	0.00%	0	0.00%	0	0.00%	0	0.00%
	Under Votes:	0	0.00%	0	0.00%	403	7.20%	403	7.20%
COMMONWEALTH'S ATTORNEY 23rd Judicial Circuit, Vote For 1									
REP	— Heather Buntin COMBS	0	0.00%	0	0.00%	4,165	100.00%	4,165	100.00%
	Cast Votes:	0	0.00%	0	0.00%	4,165	74.41%	4,165	74.41%
	Over Votes:	0	0.00%	0	0.00%	0	0.00%	0	0.00%
	Under Votes:	0	0.00%	0	0.00%	1,432	25.59%	1,432	25.59%
CIRCUIT CLERK, Vote For 1									
REP	Stephanie L. BRINEGAR	0	0.00%	0	0.00%	4,478	100.00%	4,478	100.00%
	Cast Votes:	0	0.00%	0	0.00%	4,478	80.01%	4,478	80.01%
	Over Votes:	0	0.00%	0	0.00%	0	0.00%	0	0.00%
	Under Votes:	0	0.00%	0	0.00%	1,119	19.99%	1,119	19.99%

Cumulative Report — Unofficial
GENERAL ELECTION HELD ON — OFFICIAL BALLOT FOR ESTILL COUNTY — November 06, 2018

Total Number of Voters : 5,597 of 0 = 0.00%

Precincts Reporting 15 of 16 = 93.75%

Party	Candidate	Absentee	Early	Election	Total
PROPERTY VALUATION ADMINISTRATOR, Vote For 1					
DEM	Jeff L. HIX	0 0.00%	0 0.00%	3,994 100.00%	3,994 100.00%
	Cast Votes:	0 0.00%	0 0.00%	3,994 71.36%	3,994 71.36%
	Over Votes:	0 0.00%	0 0.00%	0 0.00%	0 0.00%
	Under Votes:	0 0.00%	0 0.00%	1,603 28.64%	1,603 28.64%
COUNTY JUDGE/EXECUTIVE, Vote For 1					
REP	Donnie WATSON	0 0.00%	0 0.00%	3,379 62.15%	3,379 62.15%
DEM	Rhonda Stone CHILDERS	0 0.00%	0 0.00%	2,058 37.85%	2,058 37.85%
	Cast Votes:	0 0.00%	0 0.00%	5,437 97.14%	5,437 97.14%
	Over Votes:	0 0.00%	0 0.00%	0 0.00%	0 0.00%
	Under Votes:	0 0.00%	0 0.00%	160 2.86%	160 2.86%
COUNTY ATTORNEY, Vote For 1					
REP	Rodney G. DAVIS	0 0.00%	0 0.00%	2,555 47.45%	2,555 47.45%
DEM	Jason "J. D." RILEY	0 0.00%	0 0.00%	2,830 52.55%	2,830 52.55%
	Cast Votes:	0 0.00%	0 0.00%	5,385 96.21%	5,385 96.21%
	Over Votes:	0 0.00%	0 0.00%	0 0.00%	0 0.00%
	Under Votes:	0 0.00%	0 0.00%	212 3.79%	212 3.79%
COUNTY CLERK, Vote For 1					
REP	Brian CROWE	0 0.00%	0 0.00%	3,673 67.15%	3,673 67.15%
DEM	Felicia Fike CAMPBELL	0 0.00%	0 0.00%	1,797 32.85%	1,797 32.85%
	Cast Votes:	0 0.00%	0 0.00%	5,470 97.73%	5,470 97.73%
	Over Votes:	0 0.00%	0 0.00%	0 0.00%	0 0.00%
	Under Votes:	0 0.00%	0 0.00%	127 2.27%	127 2.27%
SHERIFF, Vote For 1					
REP	Ken WHITE	0 0.00%	0 0.00%	2,601 47.82%	2,601 47.82%
DEM	Christopher Shawn FLYNN	0 0.00%	0 0.00%	2,838 52.18%	2,838 52.18%
	Cast Votes:	0 0.00%	0 0.00%	5,439 97.18%	5,439 97.18%
	Over Votes:	0 0.00%	0 0.00%	0 0.00%	0 0.00%
	Under Votes:	0 0.00%	0 0.00%	158 2.82%	158 2.82%

Cumulative Report — Unofficial

GENERAL ELECTION HELD ON — OFFICIAL BALLOT FOR ESTILL COUNTY — November 06, 2018

Total Number of Voters : 5,597 of 0 = 0.00%

Precincts Reporting 15 of 16 = 93.75%

Party	Candidate	Absentee		Early		Election		Total		
JAILER, Vote For 1										
REP	Beverly "Bo" MORRIS	0	0.00%	0	0.00%	2,996	55.36%	2,996	55.36%	
DEM	Larry STEWART	0	0.00%	0	0.00%	2,416	44.64%	2,416	44.64%	
Cast Votes:		0	0.00%	0	0.00%	5,412	96.69%	5,412	96.69%	
Over Votes:		0	0.00%	0	0.00%	0	0.00%	0	0.00%	
Under Votes:		0	0.00%	0	0.00%	185	3.31%	185	3.31%	
CORONER, Vote For 1										
REP	Anthony "Tony" MURPHY	0	0.00%	0	0.00%	4,604	100.00%	4,604	100.00%	
Cast Votes:		0	0.00%	0	0.00%	4,604	82.26%	4,604	82.26%	
Over Votes:		0	0.00%	0	0.00%	0	0.00%	0	0.00%	
Under Votes:		0	0.00%	0	0.00%	993	17.74%	993	17.74%	
COUNTY SURVEYOR, Vote For 1										
DEM	Justin M. ROGERS	0	0.00%	0	0.00%	3,637	100.00%	3,637	100.00%	
Cast Votes:		0	0.00%	0	0.00%	3,637	64.98%	3,637	64.98%	
Over Votes:		0	0.00%	0	0.00%	0	0.00%	0	0.00%	
Under Votes:		0	0.00%	0	0.00%	1,960	35.02%	1,960	35.02%	
MAGISTRATE 1st Magisterial District, Vote For 1										
REP	Arthur David BALLARD	0	0.00%	0	0.00%	802	49.81%	802	49.81%	
DEM	Mike ABNEY	0	0.00%	0	0.00%	808	50.19%	808	50.19%	
Cast Votes:		0	0.00%	0	0.00%	1,610	96.29%	1,610	96.29%	
Over Votes:		0	0.00%	0	0.00%	0	0.00%	0	0.00%	
Under Votes:		0	0.00%	0	0.00%	62	3.71%	62	3.71%	
CONSTABLE 1st Magisterial District, Vote For 1										
REP	James GOOSEY	0	0.00%	0	0.00%	779	51.22%	779	51.22%	
DEM	Ricky WILLIAMS	0	0.00%	0	0.00%	742	48.78%	742	48.78%	
Cast Votes:		0	0.00%	0	0.00%	1,521	90.97%	1,521	90.97%	
Over Votes:		0	0.00%	0	0.00%	0	0.00%	0	0.00%	
Under Votes:		0	0.00%	0	0.00%	151	9.03%	151	9.03%	

Cumulative Report — Unofficial

GENERAL ELECTION HELD ON — OFFICIAL BALLOT FOR ESTILL COUNTY — November 06, 2018

Page 4 of 7

11/06/2018 08:38 PM

Total Number of Voters : 5,597 of 0 = 0.00%

Precincts Reporting 15 of 16 = 93.75%

Party	Candidate	Absentee		Early		Election		Total	
MAGISTRATE 2nd Magisterial District, Vote For 1									
REP	Paul TIPTON	0	0.00%	0	0.00%	1,214	65.73%	1,214	65.73%
DEM	Otis FREEMAN	0	0.00%	0	0.00%	633	34.27%	633	34.27%
Cast Votes:		0	0.00%	0	0.00%	1,847	96.45%	1,847	96.45%
Over Votes:		0	0.00%	0	0.00%	0	0.00%	0	0.00%
Under Votes:		0	0.00%	0	0.00%	68	3.55%	68	3.55%
CONSTABLE 2nd Magisterial District, Vote For 1									
REP	Paul "J P" BARNES	0	0.00%	0	0.00%	1,507	100.00%	1,507	100.00%
Cast Votes:		0	0.00%	0	0.00%	1,507	78.69%	1,507	78.69%
Over Votes:		0	0.00%	0	0.00%	0	0.00%	0	0.00%
Under Votes:		0	0.00%	0	0.00%	408	21.31%	408	21.31%
MAGISTRATE 3rd Magisterial District, Vote For 1									
REP	Gery Wayne FLANNERY	0	0.00%	0	0.00%	1,077	55.17%	1,077	55.17%
DEM	Gary W. ROBINSON	0	0.00%	0	0.00%	875	44.83%	875	44.83%
Cast Votes:		0	0.00%	0	0.00%	1,952	97.11%	1,952	97.11%
Over Votes:		0	0.00%	0	0.00%	0	0.00%	0	0.00%
Under Votes:		0	0.00%	0	0.00%	58	2.89%	58	2.89%
CONSTABLE 3rd Magisterial District, Vote For 1									
REP	Ronnie MEANS	0	0.00%	0	0.00%	891	47.09%	891	47.09%
DEM	Floyd EDMONSON	0	0.00%	0	0.00%	1,001	52.91%	1,001	52.91%
Cast Votes:		0	0.00%	0	0.00%	1,892	94.13%	1,892	94.13%
Over Votes:		0	0.00%	0	0.00%	0	0.00%	0	0.00%
Under Votes:		0	0.00%	0	0.00%	118	5.87%	118	5.87%
MAYOR City of Irvine, Vote For 1									
REP	James Edward GROSS	0	0.00%	0	0.00%	785	100.00%	785	100.00%
Cast Votes:		0	0.00%	0	0.00%	785	84.14%	785	84.14%
Over Votes:		0	0.00%	0	0.00%	0	0.00%	0	0.00%
Under Votes:		0	0.00%	0	0.00%	148	15.86%	148	15.86%

Cumulative Report — Unofficial

GENERAL ELECTION HELD ON — OFFICIAL BALLOT FOR ESTILL COUNTY — November 06, 2018

Total Number of Voters : 5,597 of 0 = 0.00%

Precincts Reporting 15 of 16 = 93.75%

Party	Candidate	Absentee		Early		Election		Total	
CITY COUNCIL City of Irvine, Vote For 6									
REP	Tim BURKHART	0	0.00%	0	0.00%	607	13.94%	607	13.94%
REP	Les WITHERS	0	0.00%	0	0.00%	542	12.45%	542	12.45%
REP	Billy Dean ARTHUR	0	0.00%	0	0.00%	545	12.52%	545	12.52%
REP	Glenwood "Woody" TIPTON	0	0.00%	0	0.00%	472	10.84%	472	10.84%
REP	Ernest Lee FARMER	0	0.00%	0	0.00%	568	13.05%	568	13.05%
REP	Braden E. DAVIS	0	0.00%	0	0.00%	380	8.73%	380	8.73%
DEM	Derrick L. MUNCIE	0	0.00%	0	0.00%	469	10.77%	469	10.77%
DEM	Janice H. BUSH	0	0.00%	0	0.00%	429	9.85%	429	9.85%
DEM	James Michael GROSS	0	0.00%	0	0.00%	342	7.85%	342	7.85%
Cast Votes:		0	0.00%	0	0.00%	4,354	77.78%	4,354	77.78%
Over Votes:		0	0.00%	0	0.00%	0	0.00%	0	0.00%
Under Votes:		0	0.00%	0	0.00%	1,244	22.22%	1,244	22.22%
JUSTICE of the SUPREME COURT 3rd Supreme Court District, Vote For 1									
	Debra Hembree LAMBERT	0	0.00%	0	0.00%	3,290	80.09%	3,290	80.09%
	Dan BALLOU	0	0.00%	0	0.00%	818	19.91%	818	19.91%
Cast Votes:		0	0.00%	0	0.00%	4,108	73.40%	4,108	73.40%
Over Votes:		0	0.00%	0	0.00%	0	0.00%	0	0.00%
Under Votes:		0	0.00%	0	0.00%	1,489	26.60%	1,489	26.60%
DISTRICT JUDGE 23rd Judicial District, Vote For 1									
	William Delton "Bo" LEACH	0	0.00%	0	0.00%	3,851	100.00%	3,851	100.00%
Cast Votes:		0	0.00%	0	0.00%	3,851	68.80%	3,851	68.80%
Over Votes:		0	0.00%	0	0.00%	0	0.00%	0	0.00%
Under Votes:		0	0.00%	0	0.00%	1,746	31.20%	1,746	31.20%
SOIL and WATER CONSERVATION DISTRICT SUPERVISORS, Vote For 3									
	Danny CLICK	0	0.00%	0	0.00%	3,339	62.16%	3,339	62.16%
	Jack STICKNEY	0	0.00%	0	0.00%	2,033	37.84%	2,033	37.84%
Cast Votes:		0	0.00%	0	0.00%	5,372	31.99%	5,372	31.99%
Over Votes:		0	0.00%	0	0.00%	0	0.00%	0	0.00%
Under Votes:		0	0.00%	0	0.00%	11,419	68.01%	11,419	68.01%
MEMBER BOARD of EDUCATION 3rd Educational District, Vote For 1									
	Shiela B. SAMPLES	0	0.00%	0	0.00%	719	100.00%	719	100.00%
Cast Votes:		0	0.00%	0	0.00%	719	68.54%	719	68.54%
Over Votes:		0	0.00%	0	0.00%	0	0.00%	0	0.00%
Under Votes:		0	0.00%	0	0.00%	330	31.46%	330	31.46%

Cumulative Report — Unofficial

GENERAL ELECTION HELD ON — OFFICIAL BALLOT FOR ESTILL COUNTY — November 06, 2018

Page 6 of 7

11/06/2018 08:38 PM

Total Number of Voters : 5,597 of 0 = 0.00%

Precincts Reporting 15 of 16 = 93.75%

Party	Candidate	Absentee	Early	Election	Total		
MEMBER BOARD of EDUCATION 5th Educational District, Vote For 1							
	Bryan COVEY	0 0.00%	0 0.00%	785 100.00%	785 100.00%		
	Cast Votes:	0 0.00%	0 0.00%	785 71.95%	785 71.95%		
	Over Votes:	0 0.00%	0 0.00%	0 0.00%	0 0.00%		
	Under Votes:	0 0.00%	0 0.00%	306 28.05%	306 28.05%		
MAYOR City of Ravenna, Vote For 1							
	Sharon SNOWDEN	0 0.00%	0 0.00%	117 43.33%	117 43.33%		
	Estine C. TIPTON	0 0.00%	0 0.00%	153 56.67%	153 56.67%		
	Cast Votes:	0 0.00%	0 0.00%	270 97.47%	270 97.47%		
	Over Votes:	0 0.00%	0 0.00%	0 0.00%	0 0.00%		
	Under Votes:	0 0.00%	0 0.00%	7 2.53%	7 2.53%		
CITY COUNCIL City of Ravenna, Vote For 6							
	Valeri Henderson FLINCHUM	0 0.00%	0 0.00%	141 12.18%	141 12.18%		
	William C. VAN CLEVE	0 0.00%	0 0.00%	121 10.45%	121 10.45%		
	Brenda ABNEY	0 0.00%	0 0.00%	98 8.46%	98 8.46%		
	Amy CROWE	0 0.00%	0 0.00%	130 11.23%	130 11.23%		
	Bradley CROWE	0 0.00%	0 0.00%	95 8.20%	95 8.20%		
	Tina Barnes JOHNSON	0 0.00%	0 0.00%	88 7.60%	88 7.60%		
	William E. JONES	0 0.00%	0 0.00%	67 5.79%	67 5.79%		
	Julian CAIN	0 0.00%	0 0.00%	41 3.54%	41 3.54%		
	Beverly THOMPSON	0 0.00%	0 0.00%	116 10.02%	116 10.02%		
	Betty Wells HISLE	0 0.00%	0 0.00%	95 8.20%	95 8.20%		
	Tammy Smyth HOWELL	0 0.00%	0 0.00%	121 10.45%	121 10.45%		
	James O. HENRY	0 0.00%	0 0.00%	45 3.89%	45 3.89%		
	Cast Votes:	0 0.00%	0 0.00%	1,158 69.68%	1,158 69.68%		
	Over Votes:	0 0.00%	0 0.00%	0 0.00%	0 0.00%		
	Under Votes:	0 0.00%	0 0.00%	504 30.32%	504 30.32%		
CONSTITUTIONAL AMENDMENT, Vote For 1							
	YES	0 0.00%	0 0.00%	2,438 50.39%	2,438 50.39%		
	NO	0 0.00%	0 0.00%	2,400 49.61%	2,400 49.61%		
	Cast Votes:	0 0.00%	0 0.00%	4,838 86.44%	4,838 86.44%		
	Over Votes:	0 0.00%	0 0.00%	0 0.00%	0 0.00%		
	Under Votes:	0 0.00%	0 0.00%	759 13.56%	759 13.56%		

Cumulative Report — Unofficial

GENERAL ELECTION HELD ON — OFFICIAL BALLOT FOR ESTILL COUNTY — November 06, 2018

Total Number of Voters : 5,597 of 0 = 0.00%

Precincts Reporting 15 of 16 = 93.75%

	Party	Candidate	Absentee	Early	Election	Total
QUESTION, Vote For 1						
	YES		0 0.00%	0 0.00%	172 67.45%	172 67.45%
	NO		0 0.00%	0 0.00%	83 32.55%	83 32.55%
		Cast Votes:	0 0.00%	0 0.00%	255 88.85%	255 88.85%
		Over Votes:	0 0.00%	0 0.00%	0 0.00%	0 0.00%
		Under Votes:	0 0.00%	0 0.00%	32 11.15%	32 11.15%