

5/17/2022

Page 1

Ballots Cast  
4889

Polling Places Reporting  
10 of 10 = 100.00%

**UNITED STATES SENATOR - (Vote for One)**

Choice	Party	Absentee Voting		Early Voting		Election Day Voting		Total	
John SCHIESS		0	0.00%	2	1.67%	55	2.15%	57	2.08%
Tami L. STAINFIELD		0	0.00%	1	0.83%	37	1.45%	38	1.39%
Arnold BLANKENSHIP		2	3.13%	4	3.33%	71	2.78%	77	2.81%
Valerie "Dr Val" FREDRICK		3	4.69%	5	4.17%	98	3.84%	106	3.87%
Paul V. HAMILTON		5	7.81%	0	0.00%	82	3.21%	87	3.18%
Rand PAUL		54	84.38%	108	90.00%	2,212	86.58%	2,374	86.67%
Cast Votes:		64	100.00%	120	100.00%	2,555	100.00%	2,739	100.00%
Undervotes:		3		3		86		92	
Overvotes:		0		0		1		1	

**UNITED STATES REPRESENTATIVE in CONGRESS 5th Congressional District - (Vote for One)**


Choice	Party	Absentee Voting		Early Voting		Election Day Voting		Total	
Harold "Hal" ROGERS		40	65.57%	82	71.93%	1,568	66.02%	1,690	66.27%
Jeannette ANDREWS		4	6.56%	7	6.14%	217	9.14%	228	8.94%
Brandon Russell MONHOLLEN		7	11.48%	7	6.14%	156	6.57%	170	6.67%
Gerardo SERRANO		6	9.84%	14	12.28%	323	13.60%	343	13.45%
Rich VAN DAM		4	6.56%	4	3.51%	111	4.67%	119	4.67%
Cast Votes:		61	100.00%	114	100.00%	2,375	100.00%	2,550	100.00%
Undervotes:		6		9		265		280	
Overvotes:		0		0		2		2	

**STATE REPRESENTATIVE 98th Representative District - (Vote for One)**

Choice	Party	Absentee Voting		Early Voting		Election Day Voting		Total	
James Arnold CAMPBELL		4	66.67%	5	20.83%	256	47.23%	265	46.33%
Danny R. BENTLEY		2	33.33%	19	79.17%	286	52.77%	307	53.67%
Cast Votes:		6	100.00%	24	100.00%	542	100.00%	572	100.00%
Undervotes:		0		2		48		50	
Overvotes:		0		0		0		0	

**SHERIFF - (Vote for One)**


Choice	Party	Absentee Voting		Early Voting		Election Day Voting		Total	
James "Jamie" REIHS		37	57.81%	86	72.88%	1,816	70.63%	1,939	70.43%
Terry R. CLARK		27	42.19%	32	27.12%	755	29.37%	814	29.57%
Cast Votes:		64	100.00%	118	100.00%	2,571	100.00%	2,753	100.00%
Undervotes:		3		5		71		79	
Overvotes:		0		0		0		0	



**PRIMARY ELECTION HELD ON**

**OFFICIAL BALLOT FOR BOYD COUNTY**

5/17/2022  
Page 2



**COUNTY COMMISSIONER 1st District - (Vote for One)**

Choice	Party	Absentee Voting		Early Voting		Election Day Voting		Total	
Joseph "Joe" BLAIR		8	14.29%	21	18.10%	664	28.18%	693	27.41%
Keith WATTS		18	32.14%	50	43.10%	841	35.70%	909	35.96%
James David SALISBURY II		30	53.57%	45	38.79%	851	36.12%	926	36.63%
Cast Votes:		56	100.00%	116	100.00%	2,356	100.00%	2,528	100.00%
Undervotes:		11		7		285		303	
Overvotes:		0		0		1		1	

**CONSTABLE 1st Magisterial District - (Vote for One)**


Choice	Party	Absentee Voting		Early Voting		Election Day Voting		Total	
Brain K. RAMSDELL		3	33.33%	23	53.49%	390	48.51%	416	48.60%
William STEEN		5	55.56%	11	25.58%	234	29.10%	250	29.21%
Cory Lee RICE		1	11.11%	9	20.93%	180	22.39%	190	22.20%
Cast Votes:		9	100.00%	43	100.00%	804	100.00%	856	100.00%
Undervotes:		3		8		131		142	
Overvotes:		0		0		3		3	

**UNITED STATES SENATOR - (Vote for One)**

Choice	Party	Absentee Voting		Early Voting		Election Day Voting		Total	
Joshua Wesley BLANTON SR.		20	18.87%	15	17.65%	369	20.78%	404	20.54%
Charles BOOKER		71	66.98%	50	58.82%	1,127	63.46%	1,248	63.45%
Ruth GAO		8	7.55%	8	9.41%	119	6.70%	135	6.86%
John MERRILL		7	6.60%	12	14.12%	161	9.07%	180	9.15%
Cast Votes:		106	100.00%	85	100.00%	1,776	100.00%	1,967	100.00%
Undervotes:		0		5		82		87	
Overvotes:		1		0		1		2	

**COUNTY COMMISSIONER 1st District - (Vote for One)**

Choice	Party	Absentee Voting		Early Voting		Election Day Voting		Total	
Heather MOORE-FRAME		50	46.73%	42	49.41%	936	53.67%	1,028	53.10%
Kenny MESSER		57	53.27%	43	50.59%	808	46.33%	908	46.90%
Cast Votes:		107	100.00%	85	100.00%	1,744	100.00%	1,936	100.00%
Undervotes:		0		5		115		120	
Overvotes:		0		0		0		0	

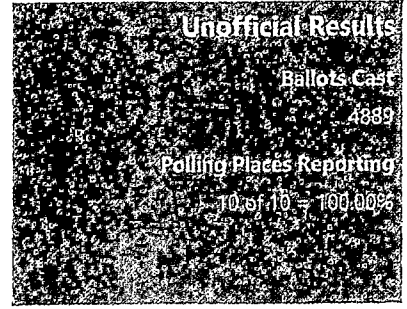


**PRIMARY ELECTION HELD ON**

**OFFICIAL BALLOT FOR BOYD COUNTY**

5/17/2022

Page 3



**CITY COMMISSIONERS City of Ashland - (Vote for up to Four)**

Choice	Party	Absentee Voting		Early Voting		Election Day Voting		Total	
Joshua BLANTON		42	16.87%	39	16.96%	694	17.78%	775	17.68%
Becky MILLER		21	8.43%	18	7.83%	315	8.07%	354	8.08%
Cheryl SPRIGGS		43	17.27%	31	13.48%	545	13.96%	619	14.12%
Dave WILLIAMS		11	4.42%	19	8.26%	277	7.10%	307	7.00%
Marty GUTE		45	18.07%	31	13.48%	596	15.27%	672	15.33%
Rochell HERRING		10	4.02%	10	4.35%	130	3.33%	150	3.42%
Chuck WILLIAMS		20	8.03%	28	12.17%	364	9.32%	412	9.40%
Amanda CLARK		37	14.86%	29	12.61%	588	15.06%	654	14.92%
Dwain PORTER		20	8.03%	25	10.87%	395	10.12%	440	10.04%
Cast Votes:		249	100.00%	230	100.00%	3,904	100.00%	4,383	100.00%
Undervotes:		95		130		3,532		3,757	
Overvotes:		1		0		6		7	

\*\*\* End of report \*\*\*