

Precinct Report — Unofficial
PRIMARY ELECTION HELD ON — OFFICIAL BALLOT FOR SHELBY COUNTY — May 21, 2019

Total Number of Voters : 7,605 of 0 = 0.00%

Party	Candidate	Absentee	Early	Election	Total
Precinct AB (Ballots Cast: 225)					
GOVERNOR and LIEUTENANT GOVERNOR, Vote For 1					
	William E. WOODS Justin B. MILLER	0 0.00%	0 0.00%	5 6.58%	5 6.58%
	Matthew G. BEVIN Ralph A. ALVARADO	0 0.00%	0 0.00%	52 68.42%	52 68.42%
	Robert GOFORTH Michael T. HOGAN	0 0.00%	0 0.00%	15 19.74%	15 19.74%
	Ike LAWRENCE James Anthony ROSE	0 0.00%	0 0.00%	4 5.26%	4 5.26%
	Cast Votes:	0 0.00%	0 0.00%	76 100.00%	76 100.00%
	Over Votes:	0 0.00%	0 0.00%	0 0.00%	0 0.00%
	Under Votes:	0 0.00%	0 0.00%	0 0.00%	0 0.00%
SECRETARY of STATE, Vote For 1					
	Carl NETT	0 0.00%	0 0.00%	6 8.96%	6 8.96%
	Michael G. ADAMS	0 0.00%	0 0.00%	24 35.82%	24 35.82%
	Andrew ENGLISH	0 0.00%	0 0.00%	26 38.81%	26 38.81%
	Stephen L. KNIPPER	0 0.00%	0 0.00%	11 16.42%	11 16.42%
	Cast Votes:	0 0.00%	0 0.00%	67 88.16%	67 88.16%
	Over Votes:	0 0.00%	0 0.00%	0 0.00%	0 0.00%
	Under Votes:	0 0.00%	0 0.00%	9 11.84%	9 11.84%
ATTORNEY GENERAL, Vote For 1					
	Wil SCHRODER	0 0.00%	0 0.00%	26 37.68%	26 37.68%
	Daniel CAMERON	0 0.00%	0 0.00%	43 62.32%	43 62.32%
	Cast Votes:	0 0.00%	0 0.00%	69 90.79%	69 90.79%
	Over Votes:	0 0.00%	0 0.00%	0 0.00%	0 0.00%
	Under Votes:	0 0.00%	0 0.00%	7 9.21%	7 9.21%
COMMISSIONER of AGRICULTURE, Vote For 1					
	Ryan F. QUARLES	0 0.00%	0 0.00%	66 91.67%	66 91.67%
	Bill POLYNYIAK	0 0.00%	0 0.00%	6 8.33%	6 8.33%
	Cast Votes:	0 0.00%	0 0.00%	72 94.74%	72 94.74%
	Over Votes:	0 0.00%	0 0.00%	0 0.00%	0 0.00%
	Under Votes:	0 0.00%	0 0.00%	4 5.26%	4 5.26%
GOVERNOR and LIEUTENANT GOVERNOR, Vote For 1					
	Geoffrey M."Geoff" YOUNG Joshua N. "Josh" FRENCH	0 0.00%	0 0.00%	1 0.68%	1 0.68%
	Rocky ADKINS Stephanie HORNE	0 0.00%	0 0.00%	55 37.16%	55 37.16%
	Andy BESHEAR Jacqueline COLEMAN	0 0.00%	0 0.00%	55 37.16%	55 37.16%
	Adam H. EDELEN Gill HOLLAND	0 0.00%	0 0.00%	37 25.00%	37 25.00%
	Cast Votes:	0 0.00%	0 0.00%	148 99.33%	148 99.33%
	Over Votes:	0 0.00%	0 0.00%	0 0.00%	0 0.00%
	Under Votes:	0 0.00%	0 0.00%	1 0.67%	1 0.67%


RECEIVED
MAY 28 2019
BY: [Signature]

Precinct Report — Unofficial
PRIMARY ELECTION HELD ON — OFFICIAL BALLOT FOR SHELBY COUNTY — May 21, 2019

Total Number of Voters : 7,605 of 0 = 0.00%

Precincts Reporting 35 of 35 = 100.00%

Party	Candidate	Absentee	Early	Election	Total
Precinct AB (Ballots Cast: 225)					
SECRETARY of STATE, Vote For 1					
	Geoff SEBESTA	0 0.00%	0 0.00%	3 2.07%	3 2.07%
	Jason S. BELCHER	0 0.00%	0 0.00%	9 6.21%	9 6.21%
	Jason GRIFFITH	0 0.00%	0 0.00%	7 4.83%	7 4.83%
	Heather French HENRY	0 0.00%	0 0.00%	126 86.90%	126 86.90%
	Cast Votes:	0 0.00%	0 0.00%	145 97.32%	145 97.32%
	Over Votes:	0 0.00%	0 0.00%	0 0.00%	0 0.00%
	Under Votes:	0 0.00%	0 0.00%	4 2.68%	4 2.68%
AUDITOR of PUBLIC ACCOUNTS, Vote For 1					
	Chris TOBE	0 0.00%	0 0.00%	36 29.75%	36 29.75%
	Kelsey Hayes COOTS	0 0.00%	0 0.00%	30 24.79%	30 24.79%
	Drew CURTIS	0 0.00%	0 0.00%	15 12.40%	15 12.40%
	Sheri DONAHUE	0 0.00%	0 0.00%	40 33.06%	40 33.06%
	Cast Votes:	0 0.00%	0 0.00%	121 81.21%	121 81.21%
	Over Votes:	0 0.00%	0 0.00%	0 0.00%	0 0.00%
	Under Votes:	0 0.00%	0 0.00%	28 18.79%	28 18.79%
STATE TREASURER, Vote For 1					
	Josh MERS	0 0.00%	0 0.00%	43 37.72%	43 37.72%
	Michael BOWMAN	0 0.00%	0 0.00%	71 62.28%	71 62.28%
	Cast Votes:	0 0.00%	0 0.00%	114 76.51%	114 76.51%
	Over Votes:	0 0.00%	0 0.00%	0 0.00%	0 0.00%
	Under Votes:	0 0.00%	0 0.00%	35 23.49%	35 23.49%
COMMISSIONER of AGRICULTURE, Vote For 1					
	Joe TRIGG	0 0.00%	0 0.00%	56 47.46%	56 47.46%
	Robert Haley CONWAY	0 0.00%	0 0.00%	62 52.54%	62 52.54%
	Cast Votes:	0 0.00%	0 0.00%	118 79.19%	118 79.19%
	Over Votes:	0 0.00%	0 0.00%	0 0.00%	0 0.00%
	Under Votes:	0 0.00%	0 0.00%	31 20.81%	31 20.81%




BY: _____

Precinct Report — Unofficial
PRIMARY ELECTION HELD ON — OFFICIAL BALLOT FOR SHELBY COUNTY — May 21, 2019

Total Number of Voters : 7,605 of 0 = 0.00%

Precincts Reporting 35 of 35 = 100.00%

Party	Candidate	Absentee	Early	Election	Total
Precinct A101 (Ballots Cast: 239)					
GOVERNOR and LIEUTENANT GOVERNOR, Vote For 1					
	William E. WOODS Justin B. MILLER	0 0.00%	0 0.00%	7 5.22%	7 5.22%
	Matthew G. BEVIN Ralph A. ALVARADO	0 0.00%	0 0.00%	96 71.64%	96 71.64%
	Robert GOFORTH Michael T. HOGAN	0 0.00%	0 0.00%	29 21.64%	29 21.64%
	Ike LAWRENCE James Anthony ROSE	0 0.00%	0 0.00%	2 1.49%	2 1.49%
	Cast Votes:	0 0.00%	0 0.00%	134 99.26%	134 99.26%
	Over Votes:	0 0.00%	0 0.00%	0 0.00%	0 0.00%
	Under Votes:	0 0.00%	0 0.00%	1 0.74%	1 0.74%
SECRETARY of STATE, Vote For 1					
	Carl NETT	0 0.00%	0 0.00%	26 21.85%	26 21.85%
	Michael G. ADAMS	0 0.00%	0 0.00%	49 41.18%	49 41.18%
	Andrew ENGLISH	0 0.00%	0 0.00%	28 23.53%	28 23.53%
	Stephen L. KNIPPER	0 0.00%	0 0.00%	16 13.45%	16 13.45%
	Cast Votes:	0 0.00%	0 0.00%	119 88.15%	119 88.15%
	Over Votes:	0 0.00%	0 0.00%	0 0.00%	0 0.00%
	Under Votes:	0 0.00%	0 0.00%	16 11.85%	16 11.85%
ATTORNEY GENERAL, Vote For 1					
	Wil SCHRODER	0 0.00%	0 0.00%	46 37.70%	46 37.70%
	Daniel CAMERON	0 0.00%	0 0.00%	76 62.30%	76 62.30%
	Cast Votes:	0 0.00%	0 0.00%	122 90.37%	122 90.37%
	Over Votes:	0 0.00%	0 0.00%	0 0.00%	0 0.00%
	Under Votes:	0 0.00%	0 0.00%	13 9.63%	13 9.63%
COMMISSIONER of AGRICULTURE, Vote For 1					
	Ryan F. QUARLES	0 0.00%	0 0.00%	114 87.02%	114 87.02%
	Bill POLYNIAK	0 0.00%	0 0.00%	17 12.98%	17 12.98%
	Cast Votes:	0 0.00%	0 0.00%	131 97.04%	131 97.04%
	Over Votes:	0 0.00%	0 0.00%	0 0.00%	0 0.00%
	Under Votes:	0 0.00%	0 0.00%	4 2.96%	4 2.96%
GOVERNOR and LIEUTENANT GOVERNOR, Vote For 1					
	Geoffrey M."Geoff" YOUNG Joshua N. "Josh" FRENCH	0 0.00%	0 0.00%	2 1.94%	2 1.94%
	Rocky ADKINS Stephanie HORNE	0 0.00%	0 0.00%	29 28.16%	29 28.16%
	Andy BESHEAR Jacqueline COLEMAN	0 0.00%	0 0.00%	38 36.89%	38 36.89%
	Adam H. EDELEN Gill HOLLAND	0 0.00%	0 0.00%	34 33.01%	34 33.01%
	Cast Votes:	0 0.00%	0 0.00%	103 99.04%	103 99.04%
	Over Votes:	0 0.00%	0 0.00%	0 0.00%	0 0.00%
	Under Votes:	0 0.00%	0 0.00%	1 0.96%	1 0.96%



Precinct Report — Unofficial
PRIMARY ELECTION HELD ON — OFFICIAL BALLOT FOR SHELBY COUNTY — May 21, 2019

Total Number of Voters : 7,605 of 0 = 0.00%

Precincts Reporting 35 of 35 = 100.00%

Party	Candidate	Absentee	Early	Election	Total
Precinct A101 (Ballots Cast: 239)					
SECRETARY of STATE, Vote For 1					
	Geoff SEBESTA	0 0.00%	0 0.00%	3 3.03%	3 3.03%
	Jason S. BELCHER	0 0.00%	0 0.00%	4 4.04%	4 4.04%
	Jason GRIFFITH	0 0.00%	0 0.00%	7 7.07%	7 7.07%
	Heather French HENRY	0 0.00%	0 0.00%	85 85.86%	85 85.86%
	Cast Votes:	0 0.00%	0 0.00%	99 95.19%	99 95.19%
	Over Votes:	0 0.00%	0 0.00%	0 0.00%	0 0.00%
	Under Votes:	0 0.00%	0 0.00%	5 4.81%	5 4.81%
AUDITOR of PUBLIC ACCOUNTS, Vote For 1					
	Chris TOBE	0 0.00%	0 0.00%	8 9.41%	8 9.41%
	Kelsey Hayes COOTS	0 0.00%	0 0.00%	32 37.65%	32 37.65%
	Drew CURTIS	0 0.00%	0 0.00%	8 9.41%	8 9.41%
	Sheri DONAHUE	0 0.00%	0 0.00%	37 43.53%	37 43.53%
	Cast Votes:	0 0.00%	0 0.00%	85 81.73%	85 81.73%
	Over Votes:	0 0.00%	0 0.00%	0 0.00%	0 0.00%
	Under Votes:	0 0.00%	0 0.00%	19 18.27%	19 18.27%
STATE TREASURER, Vote For 1					
	Josh MERS	0 0.00%	0 0.00%	30 35.71%	30 35.71%
	Michael BOWMAN	0 0.00%	0 0.00%	54 64.29%	54 64.29%
	Cast Votes:	0 0.00%	0 0.00%	84 80.77%	84 80.77%
	Over Votes:	0 0.00%	0 0.00%	0 0.00%	0 0.00%
	Under Votes:	0 0.00%	0 0.00%	20 19.23%	20 19.23%
COMMISSIONER of AGRICULTURE, Vote For 1					
	Joe TRIGG	0 0.00%	0 0.00%	41 49.40%	41 49.40%
	Robert Haley CONWAY	0 0.00%	0 0.00%	42 50.60%	42 50.60%
	Cast Votes:	0 0.00%	0 0.00%	83 79.81%	83 79.81%
	Over Votes:	0 0.00%	0 0.00%	0 0.00%	0 0.00%
	Under Votes:	0 0.00%	0 0.00%	21 20.19%	21 20.19%


RECEIVED
MAY 28 2019
BY: _____

Precinct Report — Unofficial
PRIMARY ELECTION HELD ON — OFFICIAL BALLOT FOR SHELBY COUNTY — May 21, 2019

Total Number of Voters : 7,605 of 0 = 0.00%

Precincts Reporting 35 of 35 = 100.00%

Party	Candidate	Absentee	Early	Election	Total
Precinct A102 (Ballots Cast: 151)					
GOVERNOR and LIEUTENANT GOVERNOR, Vote For 1					
	William E. WOODS Justin B. MILLER	0 0.00%	0 0.00%	4 7.41%	4 7.41%
	Matthew G. BEVIN Ralph A. ALVARADO	0 0.00%	0 0.00%	31 57.41%	31 57.41%
	Robert GOFORTH Michael T. HOGAN	0 0.00%	0 0.00%	16 29.63%	16 29.63%
	Ike LAWRENCE James Anthony ROSE	0 0.00%	0 0.00%	3 5.56%	3 5.56%
	Cast Votes:	0 0.00%	0 0.00%	54 98.18%	54 98.18%
	Over Votes:	0 0.00%	0 0.00%	0 0.00%	0 0.00%
	Under Votes:	0 0.00%	0 0.00%	1 1.82%	1 1.82%
SECRETARY of STATE, Vote For 1					
	Carl NETT	0 0.00%	0 0.00%	3 6.52%	3 6.52%
	Michael G. ADAMS	0 0.00%	0 0.00%	21 45.65%	21 45.65%
	Andrew ENGLISH	0 0.00%	0 0.00%	15 32.61%	15 32.61%
	Stephen L. KNIPPER	0 0.00%	0 0.00%	7 15.22%	7 15.22%
	Cast Votes:	0 0.00%	0 0.00%	46 83.64%	46 83.64%
	Over Votes:	0 0.00%	0 0.00%	0 0.00%	0 0.00%
	Under Votes:	0 0.00%	0 0.00%	9 16.36%	9 16.36%
ATTORNEY GENERAL, Vote For 1					
	Wil SCHRODER	0 0.00%	0 0.00%	26 53.06%	26 53.06%
	Daniel CAMERON	0 0.00%	0 0.00%	23 46.94%	23 46.94%
	Cast Votes:	0 0.00%	0 0.00%	49 89.09%	49 89.09%
	Over Votes:	0 0.00%	0 0.00%	0 0.00%	0 0.00%
	Under Votes:	0 0.00%	0 0.00%	6 10.91%	6 10.91%
COMMISSIONER of AGRICULTURE, Vote For 1					
	Ryan F. QUARLES	0 0.00%	0 0.00%	40 80.00%	40 80.00%
	Bill POLYNYIAK	0 0.00%	0 0.00%	10 20.00%	10 20.00%
	Cast Votes:	0 0.00%	0 0.00%	50 90.91%	50 90.91%
	Over Votes:	0 0.00%	0 0.00%	0 0.00%	0 0.00%
	Under Votes:	0 0.00%	0 0.00%	5 9.09%	5 9.09%
GOVERNOR and LIEUTENANT GOVERNOR, Vote For 1					
	Geoffrey M. "Geoff" YOUNG Joshua N. "Josh" FRENCH	0 0.00%	0 0.00%	3 3.16%	3 3.16%
	Rocky ADKINS Stephanie HORNE	0 0.00%	0 0.00%	28 29.47%	28 29.47%
	Andy BESHEAR Jacqueline COLEMAN	0 0.00%	0 0.00%	46 48.42%	46 48.42%
	Adam H. EDELEN Gill HOLLAND	0 0.00%	0 0.00%	18 18.95%	18 18.95%
	Cast Votes:	0 0.00%	0 0.00%	95 98.96%	95 98.96%
	Over Votes:	0 0.00%	0 0.00%	0 0.00%	0 0.00%
	Under Votes:	0 0.00%	0 0.00%	1 1.04%	1 1.04%




Precinct Report — Unofficial
PRIMARY ELECTION HELD ON — OFFICIAL BALLOT FOR SHELBY COUNTY — May 21, 2019

Total Number of Voters : 7,605 of 0 = 0.00%

Precincts Reporting 35 of 35 = 100.00%

Party	Candidate	Absentee		Early		Election		Total	
Precinct A102 (Ballots Cast: 151)									
SECRETARY of STATE, Vote For 1									
	Geoff SEBESTA	0	0.00%	0	0.00%	1	1.06%	1	1.06%
	Jason S. BELCHER	0	0.00%	0	0.00%	6	6.38%	6	6.38%
	Jason GRIFFITH	0	0.00%	0	0.00%	9	9.57%	9	9.57%
	Heather French HENRY	0	0.00%	0	0.00%	78	82.98%	78	82.98%
	Cast Votes:	0	0.00%	0	0.00%	94	97.92%	94	97.92%
	Over Votes:	0	0.00%	0	0.00%	0	0.00%	0	0.00%
	Under Votes:	0	0.00%	0	0.00%	2	2.08%	2	2.08%
AUDITOR of PUBLIC ACCOUNTS, Vote For 1									
	Chris TOBE	0	0.00%	0	0.00%	11	13.10%	11	13.10%
	Kelsey Hayes COOTS	0	0.00%	0	0.00%	31	36.90%	31	36.90%
	Drew CURTIS	0	0.00%	0	0.00%	9	10.71%	9	10.71%
	Sheri DONAHUE	0	0.00%	0	0.00%	33	39.29%	33	39.29%
	Cast Votes:	0	0.00%	0	0.00%	84	87.50%	84	87.50%
	Over Votes:	0	0.00%	0	0.00%	0	0.00%	0	0.00%
	Under Votes:	0	0.00%	0	0.00%	12	12.50%	12	12.50%
STATE TREASURER, Vote For 1									
	Josh MERS	0	0.00%	0	0.00%	25	32.89%	25	32.89%
	Michael BOWMAN	0	0.00%	0	0.00%	51	67.11%	51	67.11%
	Cast Votes:	0	0.00%	0	0.00%	76	79.17%	76	79.17%
	Over Votes:	0	0.00%	0	0.00%	0	0.00%	0	0.00%
	Under Votes:	0	0.00%	0	0.00%	20	20.83%	20	20.83%
COMMISSIONER of AGRICULTURE, Vote For 1									
	Joe TRIGG	0	0.00%	0	0.00%	39	48.15%	39	48.15%
	Robert Haley CONWAY	0	0.00%	0	0.00%	42	51.85%	42	51.85%
	Cast Votes:	0	0.00%	0	0.00%	81	84.38%	81	84.38%
	Over Votes:	0	0.00%	0	0.00%	0	0.00%	0	0.00%
	Under Votes:	0	0.00%	0	0.00%	15	15.63%	15	15.63%




Precinct Report — Unofficial
PRIMARY ELECTION HELD ON — OFFICIAL BALLOT FOR SHELBY COUNTY — May 21, 2019

Total Number of Voters : 7,605 of 0 = 0.00%

Precincts Reporting 35 of 35 = 100.00%

Party	Candidate	Absentee	Early	Election	Total
Precinct A103 (Ballots Cast: 172)					
GOVERNOR and LIEUTENANT GOVERNOR, Vote For 1					
	William E. WOODS Justin B. MILLER	0 0.00%	0 0.00%	7 9.21%	7 9.21%
	Matthew G. BEVIN Ralph A. ALVARADO	0 0.00%	0 0.00%	52 68.42%	52 68.42%
	Robert GOFORTH Michael T. HOGAN	0 0.00%	0 0.00%	14 18.42%	14 18.42%
	Ike LAWRENCE James Anthony ROSE	0 0.00%	0 0.00%	3 3.95%	3 3.95%
	Cast Votes:	0 0.00%	0 0.00%	76 97.44%	76 97.44%
	Over Votes:	0 0.00%	0 0.00%	0 0.00%	0 0.00%
	Under Votes:	0 0.00%	0 0.00%	2 2.56%	2 2.56%
SECRETARY of STATE, Vote For 1					
	Carl NETT	0 0.00%	0 0.00%	12 16.44%	12 16.44%
	Michael G. ADAMS	0 0.00%	0 0.00%	29 39.73%	29 39.73%
	Andrew ENGLISH	0 0.00%	0 0.00%	22 30.14%	22 30.14%
	Stephen L. KNIPPER	0 0.00%	0 0.00%	10 13.70%	10 13.70%
	Cast Votes:	0 0.00%	0 0.00%	73 93.59%	73 93.59%
	Over Votes:	0 0.00%	0 0.00%	0 0.00%	0 0.00%
	Under Votes:	0 0.00%	0 0.00%	5 6.41%	5 6.41%
ATTORNEY GENERAL, Vote For 1					
	Wil SCHRODER	0 0.00%	0 0.00%	36 47.37%	36 47.37%
	Daniel CAMERON	0 0.00%	0 0.00%	40 52.63%	40 52.63%
	Cast Votes:	0 0.00%	0 0.00%	76 97.44%	76 97.44%
	Over Votes:	0 0.00%	0 0.00%	0 0.00%	0 0.00%
	Under Votes:	0 0.00%	0 0.00%	2 2.56%	2 2.56%
COMMISSIONER of AGRICULTURE, Vote For 1					
	Ryan F. QUARLES	0 0.00%	0 0.00%	71 95.95%	71 95.95%
	Bill POLYNYIAK	0 0.00%	0 0.00%	3 4.05%	3 4.05%
	Cast Votes:	0 0.00%	0 0.00%	74 94.87%	74 94.87%
	Over Votes:	0 0.00%	0 0.00%	0 0.00%	0 0.00%
	Under Votes:	0 0.00%	0 0.00%	4 5.13%	4 5.13%
GOVERNOR and LIEUTENANT GOVERNOR, Vote For 1					
	Geoffrey M. "Geoff" YOUNG Joshua N. "Josh" FRENCH	0 0.00%	0 0.00%	6 6.38%	6 6.38%
	Rocky ADKINS Stephanie HORNE	0 0.00%	0 0.00%	29 30.85%	29 30.85%
	Andy BESHEAR Jacqueline COLEMAN	0 0.00%	0 0.00%	25 26.60%	25 26.60%
	Adam H. EDELEN Gill HOLLAND	0 0.00%	0 0.00%	34 36.17%	34 36.17%
	Cast Votes:	0 0.00%	0 0.00%	94 100.00%	94 100.00%
	Over Votes:	0 0.00%	0 0.00%	0 0.00%	0 0.00%
	Under Votes:	0 0.00%	0 0.00%	0 0.00%	0 0.00%




Precinct Report — Unofficial
PRIMARY ELECTION HELD ON — OFFICIAL BALLOT FOR SHELBY COUNTY — May 21, 2019

Total Number of Voters : 7,605 of 0 = 0.00%

Precincts Reporting 35 of 35 = 100.00%

Party	Candidate	Absentee	Early	Election	Total
Precinct A103 (Ballots Cast: 172)					
SECRETARY of STATE, Vote For 1					
	Geoff SEBESTA	0 0.00%	0 0.00%	4 4.30%	4 4.30%
	Jason S. BELCHER	0 0.00%	0 0.00%	9 9.68%	9 9.68%
	Jason GRIFFITH	0 0.00%	0 0.00%	5 5.38%	5 5.38%
	Heather French HENRY	0 0.00%	0 0.00%	75 80.65%	75 80.65%
	Cast Votes:	0 0.00%	0 0.00%	93 98.94%	93 98.94%
	Over Votes:	0 0.00%	0 0.00%	0 0.00%	0 0.00%
	Under Votes:	0 0.00%	0 0.00%	1 1.06%	1 1.06%
AUDITOR of PUBLIC ACCOUNTS, Vote For 1					
	Chris TOBE	0 0.00%	0 0.00%	13 15.48%	13 15.48%
	Kelsey Hayes COOTS	0 0.00%	0 0.00%	32 38.10%	32 38.10%
	Drew CURTIS	0 0.00%	0 0.00%	7 8.33%	7 8.33%
	Sheri DONAHUE	0 0.00%	0 0.00%	32 38.10%	32 38.10%
	Cast Votes:	0 0.00%	0 0.00%	84 89.36%	84 89.36%
	Over Votes:	0 0.00%	0 0.00%	0 0.00%	0 0.00%
	Under Votes:	0 0.00%	0 0.00%	10 10.64%	10 10.64%
STATE TREASURER, Vote For 1					
	Josh MERS	0 0.00%	0 0.00%	31 37.80%	31 37.80%
	Michael BOWMAN	0 0.00%	0 0.00%	51 62.20%	51 62.20%
	Cast Votes:	0 0.00%	0 0.00%	82 87.23%	82 87.23%
	Over Votes:	0 0.00%	0 0.00%	0 0.00%	0 0.00%
	Under Votes:	0 0.00%	0 0.00%	12 12.77%	12 12.77%
COMMISSIONER of AGRICULTURE, Vote For 1					
	Joe TRIGG	0 0.00%	0 0.00%	42 50.60%	42 50.60%
	Robert Haley CONWAY	0 0.00%	0 0.00%	41 49.40%	41 49.40%
	Cast Votes:	0 0.00%	0 0.00%	83 88.30%	83 88.30%
	Over Votes:	0 0.00%	0 0.00%	0 0.00%	0 0.00%
	Under Votes:	0 0.00%	0 0.00%	11 11.70%	11 11.70%




Precinct Report — Unofficial
PRIMARY ELECTION HELD ON — OFFICIAL BALLOT FOR SHELBY COUNTY — May 21, 2019

Total Number of Voters : 7,605 of 0 = 0.00%

Precincts Reporting 35 of 35 = 100.00%

Party	Candidate	Absentee	Early	Election	Total
Precinct A104 (Ballots Cast: 192)					
GOVERNOR and LIEUTENANT GOVERNOR, Vote For 1					
	William E. WOODS Justin B. MILLER	0 0.00%	0 0.00%	10 9.90%	10 9.90%
	Matthew G. BEVIN Ralph A. ALVARADO	0 0.00%	0 0.00%	64 63.37%	64 63.37%
	Robert GOFORTH Michael T. HOGAN	0 0.00%	0 0.00%	25 24.75%	25 24.75%
	Ike LAWRENCE James Anthony ROSE	0 0.00%	0 0.00%	2 1.98%	2 1.98%
	Cast Votes:	0 0.00%	0 0.00%	101 100.00%	101 100.00%
	Over Votes:	0 0.00%	0 0.00%	0 0.00%	0 0.00%
	Under Votes:	0 0.00%	0 0.00%	0 0.00%	0 0.00%
SECRETARY of STATE, Vote For 1					
	Carl NETT	0 0.00%	0 0.00%	16 17.39%	16 17.39%
	Michael G. ADAMS	0 0.00%	0 0.00%	33 35.87%	33 35.87%
	Andrew ENGLISH	0 0.00%	0 0.00%	28 30.43%	28 30.43%
	Stephen L. KNIPPER	0 0.00%	0 0.00%	15 16.30%	15 16.30%
	Cast Votes:	0 0.00%	0 0.00%	92 91.09%	92 91.09%
	Over Votes:	0 0.00%	0 0.00%	0 0.00%	0 0.00%
	Under Votes:	0 0.00%	0 0.00%	9 8.91%	9 8.91%
ATTORNEY GENERAL, Vote For 1					
	Wil SCHRODER	0 0.00%	0 0.00%	51 52.58%	51 52.58%
	Daniel CAMERON	0 0.00%	0 0.00%	46 47.42%	46 47.42%
	Cast Votes:	0 0.00%	0 0.00%	97 96.04%	97 96.04%
	Over Votes:	0 0.00%	0 0.00%	0 0.00%	0 0.00%
	Under Votes:	0 0.00%	0 0.00%	4 3.96%	4 3.96%
COMMISSIONER of AGRICULTURE, Vote For 1					
	Ryan F. QUARLES	0 0.00%	0 0.00%	89 89.90%	89 89.90%
	Bill POLYNYIAK	0 0.00%	0 0.00%	10 10.10%	10 10.10%
	Cast Votes:	0 0.00%	0 0.00%	99 98.02%	99 98.02%
	Over Votes:	0 0.00%	0 0.00%	0 0.00%	0 0.00%
	Under Votes:	0 0.00%	0 0.00%	2 1.98%	2 1.98%
GOVERNOR and LIEUTENANT GOVERNOR, Vote For 1					
	Geoffrey M. "Geoff" YOUNG Joshua N. "Josh" FRENCH	0 0.00%	0 0.00%	0 0.00%	0 0.00%
	Rocky ADKINS Stephanie HORNE	0 0.00%	0 0.00%	30 32.97%	30 32.97%
	Andy BESHEAR Jacqueline COLEMAN	0 0.00%	0 0.00%	28 30.77%	28 30.77%
	Adam H. EDELEN Gill HOLLAND	0 0.00%	0 0.00%	33 36.26%	33 36.26%
	Cast Votes:	0 0.00%	0 0.00%	91 100.00%	91 100.00%
	Over Votes:	0 0.00%	0 0.00%	0 0.00%	0 0.00%
	Under Votes:	0 0.00%	0 0.00%	0 0.00%	0 0.00%

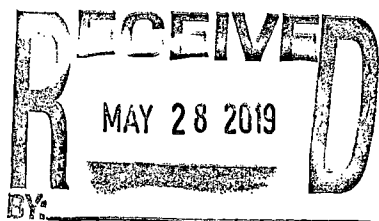


Precinct Report — Unofficial
PRIMARY ELECTION HELD ON — OFFICIAL BALLOT FOR SHELBY COUNTY — May 21, 2019

Total Number of Voters : 7,605 of 0 = 0.00%

Precincts Reporting 35 of 35 = 100.00%

Party	Candidate	Absentee	Early	Election	Total
Precinct A104 (Ballots Cast: 192)					
SECRETARY of STATE, Vote For 1					
	Geoff SEBESTA	0 0.00%	0 0.00%	2 2.25%	2 2.25%
	Jason S. BELCHER	0 0.00%	0 0.00%	8 8.99%	8 8.99%
	Jason GRIFFITH	0 0.00%	0 0.00%	6 6.74%	6 6.74%
	Heather French HENRY	0 0.00%	0 0.00%	73 82.02%	73 82.02%
	Cast Votes:	0 0.00%	0 0.00%	89 97.80%	89 97.80%
	Over Votes:	0 0.00%	0 0.00%	0 0.00%	0 0.00%
	Under Votes:	0 0.00%	0 0.00%	2 2.20%	2 2.20%
AUDITOR of PUBLIC ACCOUNTS, Vote For 1					
	Chris TOBE	0 0.00%	0 0.00%	13 16.46%	13 16.46%
	Kelsey Hayes COOTS	0 0.00%	0 0.00%	24 30.38%	24 30.38%
	Drew CURTIS	0 0.00%	0 0.00%	8 10.13%	8 10.13%
	Sheri DONAHUE	0 0.00%	0 0.00%	34 43.04%	34 43.04%
	Cast Votes:	0 0.00%	0 0.00%	79 86.81%	79 86.81%
	Over Votes:	0 0.00%	0 0.00%	0 0.00%	0 0.00%
	Under Votes:	0 0.00%	0 0.00%	12 13.19%	12 13.19%
STATE TREASURER, Vote For 1					
	Josh MERS	0 0.00%	0 0.00%	25 34.72%	25 34.72%
	Michael BOWMAN	0 0.00%	0 0.00%	47 65.28%	47 65.28%
	Cast Votes:	0 0.00%	0 0.00%	72 79.12%	72 79.12%
	Over Votes:	0 0.00%	0 0.00%	0 0.00%	0 0.00%
	Under Votes:	0 0.00%	0 0.00%	19 20.88%	19 20.88%
COMMISSIONER of AGRICULTURE, Vote For 1					
	Joe TRIGG	0 0.00%	0 0.00%	35 46.67%	35 46.67%
	Robert Haley CONWAY	0 0.00%	0 0.00%	40 53.33%	40 53.33%
	Cast Votes:	0 0.00%	0 0.00%	75 82.42%	75 82.42%
	Over Votes:	0 0.00%	0 0.00%	0 0.00%	0 0.00%
	Under Votes:	0 0.00%	0 0.00%	16 17.58%	16 17.58%



Precinct Report — Unofficial
PRIMARY ELECTION HELD ON — OFFICIAL BALLOT FOR SHELBY COUNTY — May 21, 2019

Total Number of Voters : 7,605 of 0 = 0.00%

Precincts Reporting 35 of 35 = 100.00%

Party	Candidate	Absentee	Early	Election	Total
Precinct A105 (Ballots Cast: 197)					
GOVERNOR and LIEUTENANT GOVERNOR, Vote For 1					
	William E. WOODS Justin B. MILLER	0 0.00%	0 0.00%	7 8.14%	7 8.14%
	Matthew G. BEVIN Ralph A. ALVARADO	0 0.00%	0 0.00%	59 68.60%	59 68.60%
	Robert GOFORTH Michael T. HOGAN	0 0.00%	0 0.00%	18 20.93%	18 20.93%
	Ike LAWRENCE James Anthony ROSE	0 0.00%	0 0.00%	2 2.33%	2 2.33%
	Cast Votes:	0 0.00%	0 0.00%	86 97.73%	86 97.73%
	Over Votes:	0 0.00%	0 0.00%	0 0.00%	0 0.00%
	Under Votes:	0 0.00%	0 0.00%	2 2.27%	2 2.27%
SECRETARY of STATE, Vote For 1					
	Carl NETT	0 0.00%	0 0.00%	17 23.61%	17 23.61%
	Michael G. ADAMS	0 0.00%	0 0.00%	22 30.56%	22 30.56%
	Andrew ENGLISH	0 0.00%	0 0.00%	24 33.33%	24 33.33%
	Stephen L. KNIPPER	0 0.00%	0 0.00%	9 12.50%	9 12.50%
	Cast Votes:	0 0.00%	0 0.00%	72 81.82%	72 81.82%
	Over Votes:	0 0.00%	0 0.00%	0 0.00%	0 0.00%
	Under Votes:	0 0.00%	0 0.00%	16 18.18%	16 18.18%
ATTORNEY GENERAL, Vote For 1					
	Wil SCHRODER	0 0.00%	0 0.00%	37 45.12%	37 45.12%
	Daniel CAMERON	0 0.00%	0 0.00%	45 54.88%	45 54.88%
	Cast Votes:	0 0.00%	0 0.00%	82 93.18%	82 93.18%
	Over Votes:	0 0.00%	0 0.00%	0 0.00%	0 0.00%
	Under Votes:	0 0.00%	0 0.00%	6 6.82%	6 6.82%
COMMISSIONER of AGRICULTURE, Vote For 1					
	Ryan F. QUARLES	0 0.00%	0 0.00%	70 89.74%	70 89.74%
	Bill POLYNYIAK	0 0.00%	0 0.00%	8 10.26%	8 10.26%
	Cast Votes:	0 0.00%	0 0.00%	78 88.64%	78 88.64%
	Over Votes:	0 0.00%	0 0.00%	0 0.00%	0 0.00%
	Under Votes:	0 0.00%	0 0.00%	10 11.36%	10 11.36%
GOVERNOR and LIEUTENANT GOVERNOR, Vote For 1					
	Geoffrey M."Geoff" YOUNG Joshua N. "Josh" FRENCH	0 0.00%	0 0.00%	5 4.59%	5 4.59%
	Rocky ADKINS Stephanie HORNE	0 0.00%	0 0.00%	21 19.27%	21 19.27%
	Andy BESHEAR Jacqueline COLEMAN	0 0.00%	0 0.00%	47 43.12%	47 43.12%
	Adam H. EDELEN Gill HOLLAND	0 0.00%	0 0.00%	36 33.03%	36 33.03%
	Cast Votes:	0 0.00%	0 0.00%	109 100.00%	109 100.00%
	Over Votes:	0 0.00%	0 0.00%	0 0.00%	0 0.00%
	Under Votes:	0 0.00%	0 0.00%	0 0.00%	0 0.00%


RECORDED
MAY 28 2019

Precinct Report — Unofficial
PRIMARY ELECTION HELD ON — OFFICIAL BALLOT FOR SHELBY COUNTY — May 21, 2019

Total Number of Voters : 7,605 of 0 = 0.00%

Precincts Reporting 35 of 35 = 100.00%

Party	Candidate	Absentee	Early	Election	Total
Precinct A105 (Ballots Cast: 197)					
SECRETARY of STATE, Vote For 1					
	Geoff SEBESTA	0 0.00%	0 0.00%	5 4.81%	5 4.81%
	Jason S. BELCHER	0 0.00%	0 0.00%	12 11.54%	12 11.54%
	Jason GRIFFITH	0 0.00%	0 0.00%	5 4.81%	5 4.81%
	Heather French HENRY	0 0.00%	0 0.00%	82 78.85%	82 78.85%
	Cast Votes:	0 0.00%	0 0.00%	104 95.41%	104 95.41%
	Over Votes:	0 0.00%	0 0.00%	0 0.00%	0 0.00%
	Under Votes:	0 0.00%	0 0.00%	5 4.59%	5 4.59%
AUDITOR of PUBLIC ACCOUNTS, Vote For 1					
	Chris TOBE	0 0.00%	0 0.00%	17 17.89%	17 17.89%
	Kelsey Hayes COOTS	0 0.00%	0 0.00%	32 33.68%	32 33.68%
	Drew CURTIS	0 0.00%	0 0.00%	9 9.47%	9 9.47%
	Sheri DONAHUE	0 0.00%	0 0.00%	37 38.95%	37 38.95%
	Cast Votes:	0 0.00%	0 0.00%	95 87.16%	95 87.16%
	Over Votes:	0 0.00%	0 0.00%	0 0.00%	0 0.00%
	Under Votes:	0 0.00%	0 0.00%	14 12.84%	14 12.84%
STATE TREASURER, Vote For 1					
	Josh MERS	0 0.00%	0 0.00%	35 39.33%	35 39.33%
	Michael BOWMAN	0 0.00%	0 0.00%	54 60.67%	54 60.67%
	Cast Votes:	0 0.00%	0 0.00%	89 81.65%	89 81.65%
	Over Votes:	0 0.00%	0 0.00%	0 0.00%	0 0.00%
	Under Votes:	0 0.00%	0 0.00%	20 18.35%	20 18.35%
COMMISSIONER of AGRICULTURE, Vote For 1					
	Joe TRIGG	0 0.00%	0 0.00%	41 44.57%	41 44.57%
	Robert Haley CONWAY	0 0.00%	0 0.00%	51 55.43%	51 55.43%
	Cast Votes:	0 0.00%	0 0.00%	92 84.40%	92 84.40%
	Over Votes:	0 0.00%	0 0.00%	0 0.00%	0 0.00%
	Under Votes:	0 0.00%	0 0.00%	17 15.60%	17 15.60%




Precinct Report — Unofficial
PRIMARY ELECTION HELD ON — OFFICIAL BALLOT FOR SHELBY COUNTY — May 21, 2019

Total Number of Voters : 7,605 of 0 = 0.00%

Precincts Reporting 35 of 35 = 100.00%

Party	Candidate	Absentee	Early	Election	Total
Precinct B101 (Ballots Cast: 237)					
GOVERNOR and LIEUTENANT GOVERNOR, Vote For 1					
	William E. WOODS Justin B. MILLER	0 0.00%	0 0.00%	5 4.59%	5 4.59%
	Matthew G. BEVIN Ralph A. ALVARADO	0 0.00%	0 0.00%	77 70.64%	77 70.64%
	Robert GOFORTH Michael T. HOGAN	0 0.00%	0 0.00%	24 22.02%	24 22.02%
	Ike LAWRENCE James Anthony ROSE	0 0.00%	0 0.00%	3 2.75%	3 2.75%
	Cast Votes:	0 0.00%	0 0.00%	109 99.09%	109 99.09%
	Over Votes:	0 0.00%	0 0.00%	0 0.00%	0 0.00%
	Under Votes:	0 0.00%	0 0.00%	1 0.91%	1 0.91%
SECRETARY of STATE, Vote For 1					
	Carl NETT	0 0.00%	0 0.00%	13 14.13%	13 14.13%
	Michael G. ADAMS	0 0.00%	0 0.00%	35 38.04%	35 38.04%
	Andrew ENGLISH	0 0.00%	0 0.00%	26 28.26%	26 28.26%
	Stephen L. KNIPPER	0 0.00%	0 0.00%	18 19.57%	18 19.57%
	Cast Votes:	0 0.00%	0 0.00%	92 83.64%	92 83.64%
	Over Votes:	0 0.00%	0 0.00%	0 0.00%	0 0.00%
	Under Votes:	0 0.00%	0 0.00%	18 16.36%	18 16.36%
ATTORNEY GENERAL, Vote For 1					
	Wil SCHRODER	0 0.00%	0 0.00%	39 38.61%	39 38.61%
	Daniel CAMERON	0 0.00%	0 0.00%	62 61.39%	62 61.39%
	Cast Votes:	0 0.00%	0 0.00%	101 91.82%	101 91.82%
	Over Votes:	0 0.00%	0 0.00%	0 0.00%	0 0.00%
	Under Votes:	0 0.00%	0 0.00%	9 8.18%	9 8.18%
COMMISSIONER of AGRICULTURE, Vote For 1					
	Ryan F. QUARLES	0 0.00%	0 0.00%	87 86.14%	87 86.14%
	Bill POLYNYIAK	0 0.00%	0 0.00%	14 13.86%	14 13.86%
	Cast Votes:	0 0.00%	0 0.00%	101 91.82%	101 91.82%
	Over Votes:	0 0.00%	0 0.00%	0 0.00%	0 0.00%
	Under Votes:	0 0.00%	0 0.00%	9 8.18%	9 8.18%
GOVERNOR and LIEUTENANT GOVERNOR, Vote For 1					
	Geoffrey M."Geoff" YOUNG Joshua N. "Josh" FRENCH	0 0.00%	0 0.00%	3 2.42%	3 2.42%
	Rocky ADKINS Stephanie HORNE	0 0.00%	0 0.00%	47 37.90%	47 37.90%
	Andy BESHEAR Jacqueline COLEMAN	0 0.00%	0 0.00%	32 25.81%	32 25.81%
	Adam H. EDELEN Gill HOLLAND	0 0.00%	0 0.00%	42 33.87%	42 33.87%
	Cast Votes:	0 0.00%	0 0.00%	124 97.64%	124 97.64%
	Over Votes:	0 0.00%	0 0.00%	0 0.00%	0 0.00%
	Under Votes:	0 0.00%	0 0.00%	3 2.36%	3 2.36%




Precinct Report — Unofficial
PRIMARY ELECTION HELD ON — OFFICIAL BALLOT FOR SHELBY COUNTY — May 21, 2019

Total Number of Voters : 7,605 of 0 = 0.00%

Precincts Reporting 35 of 35 = 100.00%

Party	Candidate	Absentee	Early	Election	Total
Precinct B101 (Ballots Cast: 237)					
SECRETARY of STATE, Vote For 1					
	Geoff SEBESTA	0 0.00%	0 0.00%	4 3.28%	4 3.28%
	Jason S. BELCHER	0 0.00%	0 0.00%	13 10.66%	13 10.66%
	Jason GRIFFITH	0 0.00%	0 0.00%	10 8.20%	10 8.20%
	Heather French HENRY	0 0.00%	0 0.00%	95 77.87%	95 77.87%
	Cast Votes:	0 0.00%	0 0.00%	122 96.06%	122 96.06%
	Over Votes:	0 0.00%	0 0.00%	0 0.00%	0 0.00%
	Under Votes:	0 0.00%	0 0.00%	5 3.94%	5 3.94%
AUDITOR of PUBLIC ACCOUNTS, Vote For 1					
	Chris TOBE	0 0.00%	0 0.00%	16 14.16%	16 14.16%
	Kelsey Hayes COOTS	0 0.00%	0 0.00%	49 43.36%	49 43.36%
	Drew CURTIS	0 0.00%	0 0.00%	14 12.39%	14 12.39%
	Sheri DONAHUE	0 0.00%	0 0.00%	34 30.09%	34 30.09%
	Cast Votes:	0 0.00%	0 0.00%	113 88.98%	113 88.98%
	Over Votes:	0 0.00%	0 0.00%	0 0.00%	0 0.00%
	Under Votes:	0 0.00%	0 0.00%	14 11.02%	14 11.02%
STATE TREASURER, Vote For 1					
	Josh MERS	0 0.00%	0 0.00%	45 40.91%	45 40.91%
	Michael BOWMAN	0 0.00%	0 0.00%	65 59.09%	65 59.09%
	Cast Votes:	0 0.00%	0 0.00%	110 86.61%	110 86.61%
	Over Votes:	0 0.00%	0 0.00%	0 0.00%	0 0.00%
	Under Votes:	0 0.00%	0 0.00%	17 13.39%	17 13.39%
COMMISSIONER of AGRICULTURE, Vote For 1					
	Joe TRIGG	0 0.00%	0 0.00%	49 42.98%	49 42.98%
	Robert Haley CONWAY	0 0.00%	0 0.00%	65 57.02%	65 57.02%
	Cast Votes:	0 0.00%	0 0.00%	114 89.76%	114 89.76%
	Over Votes:	0 0.00%	0 0.00%	0 0.00%	0 0.00%
	Under Votes:	0 0.00%	0 0.00%	13 10.24%	13 10.24%




Precinct Report — Unofficial
PRIMARY ELECTION HELD ON — OFFICIAL BALLOT FOR SHELBY COUNTY — May 21, 2019

Total Number of Voters : 7,605 of 0 = 0.00%

Precincts Reporting 35 of 35 = 100.00%

Party	Candidate	Absentee	Early	Election	Total
Precinct B102 (Ballots Cast: 295)					
GOVERNOR and LIEUTENANT GOVERNOR, Vote For 1					
	William E. WOODS Justin B. MILLER	0 0.00%	0 0.00%	5 4.35%	5 4.35%
	Matthew G. BEVIN Ralph A. ALVARADO	0 0.00%	0 0.00%	67 58.26%	67 58.26%
	Robert GOFORTH Michael T. HOGAN	0 0.00%	0 0.00%	37 32.17%	37 32.17%
	Ike LAWRENCE James Anthony ROSE	0 0.00%	0 0.00%	6 5.22%	6 5.22%
	Cast Votes:	0 0.00%	0 0.00%	115 98.29%	115 98.29%
	Over Votes:	0 0.00%	0 0.00%	0 0.00%	0 0.00%
	Under Votes:	0 0.00%	0 0.00%	2 1.71%	2 1.71%
SECRETARY of STATE, Vote For 1					
	Carl NETT	0 0.00%	0 0.00%	19 18.45%	19 18.45%
	Michael G. ADAMS	0 0.00%	0 0.00%	32 31.07%	32 31.07%
	Andrew ENGLISH	0 0.00%	0 0.00%	40 38.83%	40 38.83%
	Stephen L. KNIPPER	0 0.00%	0 0.00%	12 11.65%	12 11.65%
	Cast Votes:	0 0.00%	0 0.00%	103 88.03%	103 88.03%
	Over Votes:	0 0.00%	0 0.00%	0 0.00%	0 0.00%
	Under Votes:	0 0.00%	0 0.00%	14 11.97%	14 11.97%
ATTORNEY GENERAL, Vote For 1					
	Wil SCHRODER	0 0.00%	0 0.00%	45 41.28%	45 41.28%
	Daniel CAMERON	0 0.00%	0 0.00%	64 58.72%	64 58.72%
	Cast Votes:	0 0.00%	0 0.00%	109 93.16%	109 93.16%
	Over Votes:	0 0.00%	0 0.00%	0 0.00%	0 0.00%
	Under Votes:	0 0.00%	0 0.00%	8 6.84%	8 6.84%
COMMISSIONER of AGRICULTURE, Vote For 1					
	Ryan F. QUARLES	0 0.00%	0 0.00%	96 86.49%	96 86.49%
	Bill POLYNYAK	0 0.00%	0 0.00%	15 13.51%	15 13.51%
	Cast Votes:	0 0.00%	0 0.00%	111 94.87%	111 94.87%
	Over Votes:	0 0.00%	0 0.00%	0 0.00%	0 0.00%
	Under Votes:	0 0.00%	0 0.00%	6 5.13%	6 5.13%
GOVERNOR and LIEUTENANT GOVERNOR, Vote For 1					
	Geoffrey M. "Geoff" YOUNG Joshua N. "Josh" FRENCH	0 0.00%	0 0.00%	7 3.93%	7 3.93%
	Rocky ADKINS Stephanie HORNE	0 0.00%	0 0.00%	87 48.88%	87 48.88%
	Andy BESHEAR Jacqueline COLEMAN	0 0.00%	0 0.00%	29 16.29%	29 16.29%
	Adam H. EDELEN Gill HOLLAND	0 0.00%	0 0.00%	55 30.90%	55 30.90%
	Cast Votes:	0 0.00%	0 0.00%	178 100.00%	178 100.00%
	Over Votes:	0 0.00%	0 0.00%	0 0.00%	0 0.00%
	Under Votes:	0 0.00%	0 0.00%	0 0.00%	0 0.00%



Precinct Report — Unofficial
PRIMARY ELECTION HELD ON — OFFICIAL BALLOT FOR SHELBY COUNTY — May 21, 2019


Page 16 of 70

05/22/2019 03:13 PM

Total Number of Voters : 7,605 of 0 = 0.00%

Precincts Reporting 35 of 35 = 100.00%

Party	Candidate	Absentee		Early		Election		Total	
Precinct B102 (Ballots Cast: 295)									
SECRETARY of STATE, Vote For 1									
	Geoff SEBESTA	0	0.00%	0	0.00%	5	2.91%	5	2.91%
	Jason S. BELCHER	0	0.00%	0	0.00%	19	11.05%	19	11.05%
	Jason GRIFFITH	0	0.00%	0	0.00%	20	11.63%	20	11.63%
	Heather French HENRY	0	0.00%	0	0.00%	128	74.42%	128	74.42%
	Cast Votes:	0	0.00%	0	0.00%	172	96.63%	172	96.63%
	Over Votes:	0	0.00%	0	0.00%	0	0.00%	0	0.00%
	Under Votes:	0	0.00%	0	0.00%	6	3.37%	6	3.37%
AUDITOR of PUBLIC ACCOUNTS, Vote For 1									
	Chris TOBE	0	0.00%	0	0.00%	28	18.30%	28	18.30%
	Kelsey Hayes COOTS	0	0.00%	0	0.00%	42	27.45%	42	27.45%
	Drew CURTIS	0	0.00%	0	0.00%	26	16.99%	26	16.99%
	Sheri DONAHUE	0	0.00%	0	0.00%	57	37.25%	57	37.25%
	Cast Votes:	0	0.00%	0	0.00%	153	85.96%	153	85.96%
	Over Votes:	0	0.00%	0	0.00%	0	0.00%	0	0.00%
	Under Votes:	0	0.00%	0	0.00%	25	14.04%	25	14.04%
STATE TREASURER, Vote For 1									
	Josh MERS	0	0.00%	0	0.00%	48	33.10%	48	33.10%
	Michael BOWMAN	0	0.00%	0	0.00%	97	66.90%	97	66.90%
	Cast Votes:	0	0.00%	0	0.00%	145	81.46%	145	81.46%
	Over Votes:	0	0.00%	0	0.00%	0	0.00%	0	0.00%
	Under Votes:	0	0.00%	0	0.00%	33	18.54%	33	18.54%
COMMISSIONER of AGRICULTURE, Vote For 1									
	Joe TRIGG	0	0.00%	0	0.00%	72	46.45%	72	46.45%
	Robert Haley CONWAY	0	0.00%	0	0.00%	83	53.55%	83	53.55%
	Cast Votes:	0	0.00%	0	0.00%	155	87.08%	155	87.08%
	Over Votes:	0	0.00%	0	0.00%	0	0.00%	0	0.00%
	Under Votes:	0	0.00%	0	0.00%	23	12.92%	23	12.92%




Precinct Report — Unofficial
PRIMARY ELECTION HELD ON — OFFICIAL BALLOT FOR SHELBY COUNTY — May 21, 2019

Total Number of Voters : 7,605 of 0 = 0.00%

Precincts Reporting 35 of 35 = 100.00%

Party	Candidate	Absentee	Early	Election	Total
Precinct B103 (Ballots Cast: 105)					
GOVERNOR and LIEUTENANT GOVERNOR, Vote For 1					
	William E. WOODS Justin B. MILLER	0 0.00%	0 0.00%	2 4.55%	2 4.55%
	Matthew G. BEVIN Ralph A. ALVARADO	0 0.00%	0 0.00%	31 70.45%	31 70.45%
	Robert GOFORTH Michael T. HOGAN	0 0.00%	0 0.00%	9 20.45%	9 20.45%
	Ike LAWRENCE James Anthony ROSE	0 0.00%	0 0.00%	2 4.55%	2 4.55%
	Cast Votes:	0 0.00%	0 0.00%	44 100.00%	44 100.00%
	Over Votes:	0 0.00%	0 0.00%	0 0.00%	0 0.00%
	Under Votes:	0 0.00%	0 0.00%	0 0.00%	0 0.00%
SECRETARY of STATE, Vote For 1					
	Carl NETT	0 0.00%	0 0.00%	9 24.32%	9 24.32%
	Michael G. ADAMS	0 0.00%	0 0.00%	8 21.62%	8 21.62%
	Andrew ENGLISH	0 0.00%	0 0.00%	14 37.84%	14 37.84%
	Stephen L. KNIPPER	0 0.00%	0 0.00%	6 16.22%	6 16.22%
	Cast Votes:	0 0.00%	0 0.00%	37 84.09%	37 84.09%
	Over Votes:	0 0.00%	0 0.00%	0 0.00%	0 0.00%
	Under Votes:	0 0.00%	0 0.00%	7 15.91%	7 15.91%
ATTORNEY GENERAL, Vote For 1					
	Wil SCHRODER	0 0.00%	0 0.00%	15 36.59%	15 36.59%
	Daniel CAMERON	0 0.00%	0 0.00%	26 63.41%	26 63.41%
	Cast Votes:	0 0.00%	0 0.00%	41 93.18%	41 93.18%
	Over Votes:	0 0.00%	0 0.00%	0 0.00%	0 0.00%
	Under Votes:	0 0.00%	0 0.00%	3 6.82%	3 6.82%
COMMISSIONER of AGRICULTURE, Vote For 1					
	Ryan F. QUARLES	0 0.00%	0 0.00%	40 95.24%	40 95.24%
	Bill POLYNYAK	0 0.00%	0 0.00%	2 4.76%	2 4.76%
	Cast Votes:	0 0.00%	0 0.00%	42 95.45%	42 95.45%
	Over Votes:	0 0.00%	0 0.00%	0 0.00%	0 0.00%
	Under Votes:	0 0.00%	0 0.00%	2 4.55%	2 4.55%
GOVERNOR and LIEUTENANT GOVERNOR, Vote For 1					
	Geoffrey M. "Geoff" YOUNG Joshua N. "Josh" FRENCH	0 0.00%	0 0.00%	0 0.00%	0 0.00%
	Rocky ADKINS Stephanie HORNE	0 0.00%	0 0.00%	22 36.07%	22 36.07%
	Andy BESHEAR Jacqueline COLEMAN	0 0.00%	0 0.00%	18 29.51%	18 29.51%
	Adam H. EDELEN Gill HOLLAND	0 0.00%	0 0.00%	21 34.43%	21 34.43%
	Cast Votes:	0 0.00%	0 0.00%	61 100.00%	61 100.00%
	Over Votes:	0 0.00%	0 0.00%	0 0.00%	0 0.00%
	Under Votes:	0 0.00%	0 0.00%	0 0.00%	0 0.00%




Precinct Report — Unofficial
PRIMARY ELECTION HELD ON — OFFICIAL BALLOT FOR SHELBY COUNTY — May 21, 2019

Total Number of Voters : 7,605 of 0 = 0.00%

Precincts Reporting 35 of 35 = 100.00%

Party	Candidate	Absentee	Early	Election	Total
Precinct B103 (Ballots Cast: 105)					
SECRETARY of STATE, Vote For 1					
	Geoff SEBESTA	0 0.00%	0 0.00%	3 5.00%	3 5.00%
	Jason S. BELCHER	0 0.00%	0 0.00%	7 11.67%	7 11.67%
	Jason GRIFFITH	0 0.00%	0 0.00%	0 0.00%	0 0.00%
	Heather French HENRY	0 0.00%	0 0.00%	50 83.33%	50 83.33%
	Cast Votes:	0 0.00%	0 0.00%	60 98.36%	60 98.36%
	Over Votes:	0 0.00%	0 0.00%	0 0.00%	0 0.00%
	Under Votes:	0 0.00%	0 0.00%	1 1.64%	1 1.64%
AUDITOR of PUBLIC ACCOUNTS, Vote For 1					
	Chris TOBE	0 0.00%	0 0.00%	5 9.62%	5 9.62%
	Kelsey Hayes COOTS	0 0.00%	0 0.00%	14 26.92%	14 26.92%
	Drew CURTIS	0 0.00%	0 0.00%	4 7.69%	4 7.69%
	Sheri DONAHUE	0 0.00%	0 0.00%	29 55.77%	29 55.77%
	Cast Votes:	0 0.00%	0 0.00%	52 85.25%	52 85.25%
	Over Votes:	0 0.00%	0 0.00%	0 0.00%	0 0.00%
	Under Votes:	0 0.00%	0 0.00%	9 14.75%	9 14.75%
STATE TREASURER, Vote For 1					
	Josh MERS	0 0.00%	0 0.00%	19 36.54%	19 36.54%
	Michael BOWMAN	0 0.00%	0 0.00%	33 63.46%	33 63.46%
	Cast Votes:	0 0.00%	0 0.00%	52 85.25%	52 85.25%
	Over Votes:	0 0.00%	0 0.00%	0 0.00%	0 0.00%
	Under Votes:	0 0.00%	0 0.00%	9 14.75%	9 14.75%
COMMISSIONER of AGRICULTURE, Vote For 1					
	Joe TRIGG	0 0.00%	0 0.00%	18 33.33%	18 33.33%
	Robert Haley CONWAY	0 0.00%	0 0.00%	36 66.67%	36 66.67%
	Cast Votes:	0 0.00%	0 0.00%	54 88.52%	54 88.52%
	Over Votes:	0 0.00%	0 0.00%	0 0.00%	0 0.00%
	Under Votes:	0 0.00%	0 0.00%	7 11.48%	7 11.48%




Precinct Report — Unofficial
PRIMARY ELECTION HELD ON — OFFICIAL BALLOT FOR SHELBY COUNTY — May 21, 2019

Total Number of Voters : 7,605 of 0 = 0.00%

Precincts Reporting 35 of 35 = 100.00%

Party	Candidate	Absentee	Early	Election	Total
Precinct B104 (Ballots Cast: 386)					
GOVERNOR and LIEUTENANT GOVERNOR, Vote For 1					
	William E. WOODS Justin B. MILLER	0 0.00%	0 0.00%	10 6.54%	10 6.54%
	Matthew G. BEVIN Ralph A. ALVARADO	0 0.00%	0 0.00%	97 63.40%	97 63.40%
	Robert GOFORTH Michael T. HOGAN	0 0.00%	0 0.00%	40 26.14%	40 26.14%
	Ike LAWRENCE James Anthony ROSE	0 0.00%	0 0.00%	6 3.92%	6 3.92%
	Cast Votes:	0 0.00%	0 0.00%	153 100.00%	153 100.00%
	Over Votes:	0 0.00%	0 0.00%	0 0.00%	0 0.00%
	Under Votes:	0 0.00%	0 0.00%	0 0.00%	0 0.00%
SECRETARY of STATE, Vote For 1					
	Carl NETT	0 0.00%	0 0.00%	25 18.38%	25 18.38%
	Michael G. ADAMS	0 0.00%	0 0.00%	36 26.47%	36 26.47%
	Andrew ENGLISH	0 0.00%	0 0.00%	54 39.71%	54 39.71%
	Stephen L. KNIPPER	0 0.00%	0 0.00%	21 15.44%	21 15.44%
	Cast Votes:	0 0.00%	0 0.00%	136 88.89%	136 88.89%
	Over Votes:	0 0.00%	0 0.00%	0 0.00%	0 0.00%
	Under Votes:	0 0.00%	0 0.00%	17 11.11%	17 11.11%
ATTORNEY GENERAL, Vote For 1					
	Wil SCHRODER	0 0.00%	0 0.00%	62 43.06%	62 43.06%
	Daniel CAMERON	0 0.00%	0 0.00%	82 56.94%	82 56.94%
	Cast Votes:	0 0.00%	0 0.00%	144 94.12%	144 94.12%
	Over Votes:	0 0.00%	0 0.00%	0 0.00%	0 0.00%
	Under Votes:	0 0.00%	0 0.00%	9 5.88%	9 5.88%
COMMISSIONER of AGRICULTURE, Vote For 1					
	Ryan F. QUARLES	0 0.00%	0 0.00%	130 88.44%	130 88.44%
	Bill POLYNYAK	0 0.00%	0 0.00%	17 11.56%	17 11.56%
	Cast Votes:	0 0.00%	0 0.00%	147 96.08%	147 96.08%
	Over Votes:	0 0.00%	0 0.00%	0 0.00%	0 0.00%
	Under Votes:	0 0.00%	0 0.00%	6 3.92%	6 3.92%
GOVERNOR and LIEUTENANT GOVERNOR, Vote For 1					
	Geoffrey M. "Geoff" YOUNG Joshua N. "Josh" FRENCH	0 0.00%	0 0.00%	2 0.86%	2 0.86%
	Rocky ADKINS Stephanie HORNE	0 0.00%	0 0.00%	79 33.91%	79 33.91%
	Andy BESHEAR Jacqueline COLEMAN	0 0.00%	0 0.00%	82 35.19%	82 35.19%
	Adam H. EDELEN Gill HOLLAND	0 0.00%	0 0.00%	70 30.04%	70 30.04%
	Cast Votes:	0 0.00%	0 0.00%	233 100.00%	233 100.00%
	Over Votes:	0 0.00%	0 0.00%	0 0.00%	0 0.00%
	Under Votes:	0 0.00%	0 0.00%	0 0.00%	0 0.00%

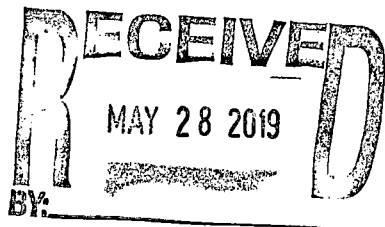


Precinct Report — Unofficial
PRIMARY ELECTION HELD ON — OFFICIAL BALLOT FOR SHELBY COUNTY — May 21, 2019

Total Number of Voters : 7,605 of 0 = 0.00%

Precincts Reporting 35 of 35 = 100.00%

Party	Candidate	Absentee	Early	Election	Total
Precinct B104 (Ballots Cast: 386)					
SECRETARY of STATE, Vote For 1					
	Geoff SEBESTA	0 0.00%	0 0.00%	2 0.89%	2 0.89%
	Jason S. BELCHER	0 0.00%	0 0.00%	22 9.78%	22 9.78%
	Jason GRIFFITH	0 0.00%	0 0.00%	12 5.33%	12 5.33%
	Heather French HENRY	0 0.00%	0 0.00%	189 84.00%	189 84.00%
	Cast Votes:	0 0.00%	0 0.00%	225 96.57%	225 96.57%
	Over Votes:	0 0.00%	0 0.00%	0 0.00%	0 0.00%
	Under Votes:	0 0.00%	0 0.00%	8 3.43%	8 3.43%
AUDITOR of PUBLIC ACCOUNTS, Vote For 1					
	Chris TOBE	0 0.00%	0 0.00%	35 18.32%	35 18.32%
	Kelsey Hayes COOTS	0 0.00%	0 0.00%	66 34.55%	66 34.55%
	Drew CURTIS	0 0.00%	0 0.00%	16 8.38%	16 8.38%
	Sheri DONAHUE	0 0.00%	0 0.00%	74 38.74%	74 38.74%
	Cast Votes:	0 0.00%	0 0.00%	191 81.97%	191 81.97%
	Over Votes:	0 0.00%	0 0.00%	0 0.00%	0 0.00%
	Under Votes:	0 0.00%	0 0.00%	42 18.03%	42 18.03%
STATE TREASURER, Vote For 1					
	Josh MERS	0 0.00%	0 0.00%	69 37.30%	69 37.30%
	Michael BOWMAN	0 0.00%	0 0.00%	116 62.70%	116 62.70%
	Cast Votes:	0 0.00%	0 0.00%	185 79.40%	185 79.40%
	Over Votes:	0 0.00%	0 0.00%	0 0.00%	0 0.00%
	Under Votes:	0 0.00%	0 0.00%	48 20.60%	48 20.60%
COMMISSIONER of AGRICULTURE, Vote For 1					
	Joe TRIGG	0 0.00%	0 0.00%	91 47.89%	91 47.89%
	Robert Haley CONWAY	0 0.00%	0 0.00%	99 52.11%	99 52.11%
	Cast Votes:	0 0.00%	0 0.00%	190 81.55%	190 81.55%
	Over Votes:	0 0.00%	0 0.00%	0 0.00%	0 0.00%
	Under Votes:	0 0.00%	0 0.00%	43 18.45%	43 18.45%



Precinct Report — Unofficial
PRIMARY ELECTION HELD ON — OFFICIAL BALLOT FOR SHELBY COUNTY — May 21, 2019


Page 21 of 70

05/22/2019 03:13 PM

Total Number of Voters : 7,605 of 0 = 0.00%

Precincts Reporting 35 of 35 = 100.00%

Party	Candidate	Absentee	Early	Election	Total
Precinct B105 (Ballots Cast: 236)					
GOVERNOR and LIEUTENANT GOVERNOR, Vote For 1					
	William E. WOODS Justin B. MILLER	0 0.00%	0 0.00%	6 6.12%	6 6.12%
	Matthew G. BEVIN Ralph A. ALVARADO	0 0.00%	0 0.00%	55 56.12%	55 56.12%
	Robert GOFORTH Michael T. HOGAN	0 0.00%	0 0.00%	33 33.67%	33 33.67%
	Ike LAWRENCE James Anthony ROSE	0 0.00%	0 0.00%	4 4.08%	4 4.08%
	Cast Votes:	0 0.00%	0 0.00%	98 98.00%	98 98.00%
	Over Votes:	0 0.00%	0 0.00%	0 0.00%	0 0.00%
	Under Votes:	0 0.00%	0 0.00%	2 2.00%	2 2.00%
SECRETARY of STATE, Vote For 1					
	Carl NETT	0 0.00%	0 0.00%	10 10.99%	10 10.99%
	Michael G. ADAMS	0 0.00%	0 0.00%	40 43.96%	40 43.96%
	Andrew ENGLISH	0 0.00%	0 0.00%	29 31.87%	29 31.87%
	Stephen L. KNIPPER	0 0.00%	0 0.00%	12 13.19%	12 13.19%
	Cast Votes:	0 0.00%	0 0.00%	91 91.00%	91 91.00%
	Over Votes:	0 0.00%	0 0.00%	0 0.00%	0 0.00%
	Under Votes:	0 0.00%	0 0.00%	9 9.00%	9 9.00%
ATTORNEY GENERAL, Vote For 1					
	Wil SCHRODER	0 0.00%	0 0.00%	35 38.04%	35 38.04%
	Daniel CAMERON	0 0.00%	0 0.00%	57 61.96%	57 61.96%
	Cast Votes:	0 0.00%	0 0.00%	92 92.00%	92 92.00%
	Over Votes:	0 0.00%	0 0.00%	0 0.00%	0 0.00%
	Under Votes:	0 0.00%	0 0.00%	8 8.00%	8 8.00%
COMMISSIONER of AGRICULTURE, Vote For 1					
	Ryan F. QUARLES	0 0.00%	0 0.00%	77 82.80%	77 82.80%
	Bill POLYNIK	0 0.00%	0 0.00%	16 17.20%	16 17.20%
	Cast Votes:	0 0.00%	0 0.00%	93 93.00%	93 93.00%
	Over Votes:	0 0.00%	0 0.00%	0 0.00%	0 0.00%
	Under Votes:	0 0.00%	0 0.00%	7 7.00%	7 7.00%
GOVERNOR and LIEUTENANT GOVERNOR, Vote For 1					
	Geoffrey M."Geoff" YOUNG Joshua N. "Josh" FRENCH	0 0.00%	0 0.00%	5 3.68%	5 3.68%
	Rocky ADKINS Stephanie HORNE	0 0.00%	0 0.00%	38 27.94%	38 27.94%
	Andy BESHEAR Jacqueline COLEMAN	0 0.00%	0 0.00%	54 39.71%	54 39.71%
	Adam H. EDELEN Gill HOLLAND	0 0.00%	0 0.00%	39 28.68%	39 28.68%
	Cast Votes:	0 0.00%	0 0.00%	136 100.00%	136 100.00%
	Over Votes:	0 0.00%	0 0.00%	0 0.00%	0 0.00%
	Under Votes:	0 0.00%	0 0.00%	0 0.00%	0 0.00%



Precinct Report — Unofficial
PRIMARY ELECTION HELD ON — OFFICIAL BALLOT FOR SHELBY COUNTY — May 21, 2019


Page 22 of 70

05/22/2019 03:13 PM

Total Number of Voters : 7,605 of 0 = 0.00%

Precincts Reporting 35 of 35 = 100.00%

Party	Candidate	Absentee	Early	Election	Total
Precinct B105 (Ballots Cast: 236)					
SECRETARY of STATE, Vote For 1					
	Geoff SEBESTA	0 0.00%	0 0.00%	5 3.91%	5 3.91%
	Jason S. BELCHER	0 0.00%	0 0.00%	21 16.41%	21 16.41%
	Jason GRIFFITH	0 0.00%	0 0.00%	13 10.16%	13 10.16%
	Heather French HENRY	0 0.00%	0 0.00%	89 69.53%	89 69.53%
	Cast Votes:	0 0.00%	0 0.00%	128 94.12%	128 94.12%
	Over Votes:	0 0.00%	0 0.00%	0 0.00%	0 0.00%
	Under Votes:	0 0.00%	0 0.00%	8 5.88%	8 5.88%
AUDITOR of PUBLIC ACCOUNTS, Vote For 1					
	Chris TOBE	0 0.00%	0 0.00%	15 13.64%	15 13.64%
	Kelsey Hayes COOTS	0 0.00%	0 0.00%	40 36.36%	40 36.36%
	Drew CURTIS	0 0.00%	0 0.00%	19 17.27%	19 17.27%
	Sheri DONAHUE	0 0.00%	0 0.00%	36 32.73%	36 32.73%
	Cast Votes:	0 0.00%	0 0.00%	110 80.88%	110 80.88%
	Over Votes:	0 0.00%	0 0.00%	0 0.00%	0 0.00%
	Under Votes:	0 0.00%	0 0.00%	26 19.12%	26 19.12%
STATE TREASURER, Vote For 1					
	Josh MERS	0 0.00%	0 0.00%	32 29.91%	32 29.91%
	Michael BOWMAN	0 0.00%	0 0.00%	75 70.09%	75 70.09%
	Cast Votes:	0 0.00%	0 0.00%	107 78.68%	107 78.68%
	Over Votes:	0 0.00%	0 0.00%	0 0.00%	0 0.00%
	Under Votes:	0 0.00%	0 0.00%	29 21.32%	29 21.32%
COMMISSIONER of AGRICULTURE, Vote For 1					
	Joe TRIGG	0 0.00%	0 0.00%	62 55.86%	62 55.86%
	Robert Haley CONWAY	0 0.00%	0 0.00%	49 44.14%	49 44.14%
	Cast Votes:	0 0.00%	0 0.00%	111 81.62%	111 81.62%
	Over Votes:	0 0.00%	0 0.00%	0 0.00%	0 0.00%
	Under Votes:	0 0.00%	0 0.00%	25 18.38%	25 18.38%



BY: _____

Precinct Report — Unofficial
PRIMARY ELECTION HELD ON — OFFICIAL BALLOT FOR SHELBY COUNTY — May 21, 2019

Page 23 of 70

05/22/2019 03:13 PM

Total Number of Voters : 7,605 of 0 = 0.00%

Precincts Reporting 35 of 35 = 100.00%

Party	Candidate	Absentee	Early	Election	Total
Precinct C101 (Ballots Cast: 343)					
GOVERNOR and LIEUTENANT GOVERNOR, Vote For 1					
	William E. WOODS Justin B. MILLER	0 0.00%	0 0.00%	15 11.63%	15 11.63%
	Matthew G. BEVIN Ralph A. ALVARADO	0 0.00%	0 0.00%	70 54.26%	70 54.26%
	Robert GOFORTH Michael T. HOGAN	0 0.00%	0 0.00%	42 32.56%	42 32.56%
	Ike LAWRENCE James Anthony ROSE	0 0.00%	0 0.00%	2 1.55%	2 1.55%
	Cast Votes:	0 0.00%	0 0.00%	129 99.23%	129 99.23%
	Over Votes:	0 0.00%	0 0.00%	0 0.00%	0 0.00%
	Under Votes:	0 0.00%	0 0.00%	1 0.77%	1 0.77%
SECRETARY of STATE, Vote For 1					
	Carl NETT	0 0.00%	0 0.00%	12 10.26%	12 10.26%
	Michael G. ADAMS	0 0.00%	0 0.00%	47 40.17%	47 40.17%
	Andrew ENGLISH	0 0.00%	0 0.00%	39 33.33%	39 33.33%
	Stephen L. KNIPPER	0 0.00%	0 0.00%	19 16.24%	19 16.24%
	Cast Votes:	0 0.00%	0 0.00%	117 90.00%	117 90.00%
	Over Votes:	0 0.00%	0 0.00%	0 0.00%	0 0.00%
	Under Votes:	0 0.00%	0 0.00%	13 10.00%	13 10.00%
ATTORNEY GENERAL, Vote For 1					
	Wil SCHRODER	0 0.00%	0 0.00%	49 38.89%	49 38.89%
	Daniel CAMERON	0 0.00%	0 0.00%	77 61.11%	77 61.11%
	Cast Votes:	0 0.00%	0 0.00%	126 96.92%	126 96.92%
	Over Votes:	0 0.00%	0 0.00%	0 0.00%	0 0.00%
	Under Votes:	0 0.00%	0 0.00%	4 3.08%	4 3.08%
COMMISSIONER of AGRICULTURE, Vote For 1					
	Ryan F. QUARLES	0 0.00%	0 0.00%	107 88.43%	107 88.43%
	Bill POLYNIK	0 0.00%	0 0.00%	14 11.57%	14 11.57%
	Cast Votes:	0 0.00%	0 0.00%	121 93.08%	121 93.08%
	Over Votes:	0 0.00%	0 0.00%	0 0.00%	0 0.00%
	Under Votes:	0 0.00%	0 0.00%	9 6.92%	9 6.92%
GOVERNOR and LIEUTENANT GOVERNOR, Vote For 1					
	Geoffrey M. "Geoff" YOUNG Joshua N. "Josh" FRENCH	0 0.00%	0 0.00%	5 2.35%	5 2.35%
	Rocky ADKINS Stephanie HORNE	0 0.00%	0 0.00%	78 36.62%	78 36.62%
	Andy BESHEAR Jacqueline COLEMAN	0 0.00%	0 0.00%	73 34.27%	73 34.27%
	Adam H. EDELEN Gill HOLLAND	0 0.00%	0 0.00%	57 26.76%	57 26.76%
	Cast Votes:	0 0.00%	0 0.00%	213 100.00%	213 100.00%
	Over Votes:	0 0.00%	0 0.00%	0 0.00%	0 0.00%
	Under Votes:	0 0.00%	0 0.00%	0 0.00%	0 0.00%

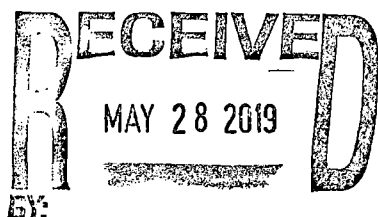
RECEIVED
MAY 28 2019
BY: _____

Precinct Report — Unofficial
PRIMARY ELECTION HELD ON — OFFICIAL BALLOT FOR SHELBY COUNTY — May 21, 2019

Total Number of Voters : 7,605 of 0 = 0.00%

Precincts Reporting 35 of 35 = 100.00%

Party	Candidate	Absentee	Early	Election	Total
Precinct C101 (Ballots Cast: 343)					
SECRETARY of STATE, Vote For 1					
	Geoff SEBESTA	0 0.00%	0 0.00%	8 3.92%	8 3.92%
	Jason S. BELCHER	0 0.00%	0 0.00%	18 8.82%	18 8.82%
	Jason GRIFFITH	0 0.00%	0 0.00%	21 10.29%	21 10.29%
	Heather French HENRY	0 0.00%	0 0.00%	157 76.96%	157 76.96%
	Cast Votes:	0 0.00%	0 0.00%	204 95.77%	204 95.77%
	Over Votes:	0 0.00%	0 0.00%	0 0.00%	0 0.00%
	Under Votes:	0 0.00%	0 0.00%	9 4.23%	9 4.23%
AUDITOR of PUBLIC ACCOUNTS, Vote For 1					
	Chris TOBE	0 0.00%	0 0.00%	36 19.25%	36 19.25%
	Kelsey Hayes COOTS	0 0.00%	0 0.00%	58 31.02%	58 31.02%
	Drew CURTIS	0 0.00%	0 0.00%	12 6.42%	12 6.42%
	Sheri DONAHUE	0 0.00%	0 0.00%	81 43.32%	81 43.32%
	Cast Votes:	0 0.00%	0 0.00%	187 87.79%	187 87.79%
	Over Votes:	0 0.00%	0 0.00%	0 0.00%	0 0.00%
	Under Votes:	0 0.00%	0 0.00%	26 12.21%	26 12.21%
STATE TREASURER, Vote For 1					
	Josh MERS	0 0.00%	0 0.00%	66 36.87%	66 36.87%
	Michael BOWMAN	0 0.00%	0 0.00%	113 63.13%	113 63.13%
	Cast Votes:	0 0.00%	0 0.00%	179 84.04%	179 84.04%
	Over Votes:	0 0.00%	0 0.00%	0 0.00%	0 0.00%
	Under Votes:	0 0.00%	0 0.00%	34 15.96%	34 15.96%
COMMISSIONER of AGRICULTURE, Vote For 1					
	Joe TRIGG	0 0.00%	0 0.00%	86 45.50%	86 45.50%
	Robert Haley CONWAY	0 0.00%	0 0.00%	103 54.50%	103 54.50%
	Cast Votes:	0 0.00%	0 0.00%	189 88.73%	189 88.73%
	Over Votes:	0 0.00%	0 0.00%	0 0.00%	0 0.00%
	Under Votes:	0 0.00%	0 0.00%	24 11.27%	24 11.27%




Precinct Report — Unofficial
PRIMARY ELECTION HELD ON — OFFICIAL BALLOT FOR SHELBY COUNTY — May 21, 2019

Total Number of Voters : 7,605 of 0 = 0.00%

Precincts Reporting 35 of 35 = 100.00%

Party	Candidate	Absentee	Early	Election	Total
Precinct C102 (Ballots Cast: 293)					
GOVERNOR and LIEUTENANT GOVERNOR, Vote For 1					
	William E. WOODS Justin B. MILLER	0 0.00%	0 0.00%	1 1.02%	1 1.02%
	Matthew G. BEVIN Ralph A. ALVARADO	0 0.00%	0 0.00%	69 70.41%	69 70.41%
	Robert GOFORTH Michael T. HOGAN	0 0.00%	0 0.00%	26 26.53%	26 26.53%
	Ike LAWRENCE James Anthony ROSE	0 0.00%	0 0.00%	2 2.04%	2 2.04%
	Cast Votes:	0 0.00%	0 0.00%	98 98.99%	98 98.99%
	Over Votes:	0 0.00%	0 0.00%	0 0.00%	0 0.00%
	Under Votes:	0 0.00%	0 0.00%	1 1.01%	1 1.01%
SECRETARY of STATE, Vote For 1					
	Carl NETT	0 0.00%	0 0.00%	11 13.10%	11 13.10%
	Michael G. ADAMS	0 0.00%	0 0.00%	41 48.81%	41 48.81%
	Andrew ENGLISH	0 0.00%	0 0.00%	23 27.38%	23 27.38%
	Stephen L. KNIPPER	0 0.00%	0 0.00%	9 10.71%	9 10.71%
	Cast Votes:	0 0.00%	0 0.00%	84 84.85%	84 84.85%
	Over Votes:	0 0.00%	0 0.00%	0 0.00%	0 0.00%
	Under Votes:	0 0.00%	0 0.00%	15 15.15%	15 15.15%
ATTORNEY GENERAL, Vote For 1					
	Wil SCHRODER	0 0.00%	0 0.00%	37 39.36%	37 39.36%
	Daniel CAMERON	0 0.00%	0 0.00%	57 60.64%	57 60.64%
	Cast Votes:	0 0.00%	0 0.00%	94 94.95%	94 94.95%
	Over Votes:	0 0.00%	0 0.00%	0 0.00%	0 0.00%
	Under Votes:	0 0.00%	0 0.00%	5 5.05%	5 5.05%
COMMISSIONER of AGRICULTURE, Vote For 1					
	Ryan F. QUARLES	0 0.00%	0 0.00%	89 92.71%	89 92.71%
	Bill POLYNIAC	0 0.00%	0 0.00%	7 7.29%	7 7.29%
	Cast Votes:	0 0.00%	0 0.00%	96 96.97%	96 96.97%
	Over Votes:	0 0.00%	0 0.00%	0 0.00%	0 0.00%
	Under Votes:	0 0.00%	0 0.00%	3 3.03%	3 3.03%
GOVERNOR and LIEUTENANT GOVERNOR, Vote For 1					
	Geoffrey M."Geoff" YOUNG Joshua N. "Josh" FRENCH	0 0.00%	0 0.00%	2 1.05%	2 1.05%
	Rocky ADKINS Stephanie HORNE	0 0.00%	0 0.00%	85 44.50%	85 44.50%
	Andy BESHEAR Jacqueline COLEMAN	0 0.00%	0 0.00%	50 26.18%	50 26.18%
	Adam H. EDELEN Gill HOLLAND	0 0.00%	0 0.00%	54 28.27%	54 28.27%
	Cast Votes:	0 0.00%	0 0.00%	191 98.45%	191 98.45%
	Over Votes:	0 0.00%	0 0.00%	0 0.00%	0 0.00%
	Under Votes:	0 0.00%	0 0.00%	3 1.55%	3 1.55%




Precinct Report — Unofficial
PRIMARY ELECTION HELD ON — OFFICIAL BALLOT FOR SHELBY COUNTY — May 21, 2019

Total Number of Voters : 7,605 of 0 = 0.00%

Precincts Reporting 35 of 35 = 100.00%

Party	Candidate	Absentee	Early	Election	Total
Precinct C102 (Ballots Cast: 293)					
SECRETARY of STATE, Vote For 1					
	Geoff SEBESTA	0 0.00%	0 0.00%	2 1.10%	2 1.10%
	Jason S. BELCHER	0 0.00%	0 0.00%	14 7.69%	14 7.69%
	Jason GRIFFITH	0 0.00%	0 0.00%	16 8.79%	16 8.79%
	Heather French HENRY	0 0.00%	0 0.00%	150 82.42%	150 82.42%
	Cast Votes:	0 0.00%	0 0.00%	182 93.81%	182 93.81%
	Over Votes:	0 0.00%	0 0.00%	0 0.00%	0 0.00%
	Under Votes:	0 0.00%	0 0.00%	12 6.19%	12 6.19%
AUDITOR of PUBLIC ACCOUNTS, Vote For 1					
	Chris TOBE	0 0.00%	0 0.00%	26 15.85%	26 15.85%
	Kelsey Hayes COOTS	0 0.00%	0 0.00%	61 37.20%	61 37.20%
	Drew CURTIS	0 0.00%	0 0.00%	27 16.46%	27 16.46%
	Sheri DONAHUE	0 0.00%	0 0.00%	50 30.49%	50 30.49%
	Cast Votes:	0 0.00%	0 0.00%	164 84.54%	164 84.54%
	Over Votes:	0 0.00%	0 0.00%	0 0.00%	0 0.00%
	Under Votes:	0 0.00%	0 0.00%	30 15.46%	30 15.46%
STATE TREASURER, Vote For 1					
	Josh MERS	0 0.00%	0 0.00%	56 35.67%	56 35.67%
	Michael BOWMAN	0 0.00%	0 0.00%	101 64.33%	101 64.33%
	Cast Votes:	0 0.00%	0 0.00%	157 80.93%	157 80.93%
	Over Votes:	0 0.00%	0 0.00%	0 0.00%	0 0.00%
	Under Votes:	0 0.00%	0 0.00%	37 19.07%	37 19.07%
COMMISSIONER of AGRICULTURE, Vote For 1					
	Joe TRIGG	0 0.00%	0 0.00%	81 49.39%	81 49.39%
	Robert Haley CONWAY	0 0.00%	0 0.00%	83 50.61%	83 50.61%
	Cast Votes:	0 0.00%	0 0.00%	164 84.54%	164 84.54%
	Over Votes:	0 0.00%	0 0.00%	0 0.00%	0 0.00%
	Under Votes:	0 0.00%	0 0.00%	30 15.46%	30 15.46%



Precinct Report — Unofficial
PRIMARY ELECTION HELD ON — OFFICIAL BALLOT FOR SHELBY COUNTY — May 21, 2019

Page 27 of 70

05/22/2019 03:13 PM

Total Number of Voters : 7,605 of 0 = 0.00%

Precincts Reporting 35 of 35 = 100.00%

Party	Candidate	Absentee	Early	Election	Total
Precinct C103 (Ballots Cast: 188)					
GOVERNOR and LIEUTENANT GOVERNOR, Vote For 1					
	William E. WOODS Justin B. MILLER	0 0.00%	0 0.00%	6 8.96%	6 8.96%
	Matthew G. BEVIN Ralph A. ALVARADO	0 0.00%	0 0.00%	40 59.70%	40 59.70%
	Robert GOFORTH Michael T. HOGAN	0 0.00%	0 0.00%	20 29.85%	20 29.85%
	Ike LAWRENCE James Anthony ROSE	0 0.00%	0 0.00%	1 1.49%	1 1.49%
	Cast Votes:	0 0.00%	0 0.00%	67 98.53%	67 98.53%
	Over Votes:	0 0.00%	0 0.00%	0 0.00%	0 0.00%
	Under Votes:	0 0.00%	0 0.00%	1 1.47%	1 1.47%
SECRETARY of STATE, Vote For 1					
	Carl NETT	0 0.00%	0 0.00%	2 3.23%	2 3.23%
	Michael G. ADAMS	0 0.00%	0 0.00%	21 33.87%	21 33.87%
	Andrew ENGLISH	0 0.00%	0 0.00%	32 51.61%	32 51.61%
	Stephen L. KNIPPER	0 0.00%	0 0.00%	7 11.29%	7 11.29%
	Cast Votes:	0 0.00%	0 0.00%	62 91.18%	62 91.18%
	Over Votes:	0 0.00%	0 0.00%	0 0.00%	0 0.00%
	Under Votes:	0 0.00%	0 0.00%	6 8.82%	6 8.82%
ATTORNEY GENERAL, Vote For 1					
	Wil SCHRODER	0 0.00%	0 0.00%	30 44.78%	30 44.78%
	Daniel CAMERON	0 0.00%	0 0.00%	37 55.22%	37 55.22%
	Cast Votes:	0 0.00%	0 0.00%	67 98.53%	67 98.53%
	Over Votes:	0 0.00%	0 0.00%	0 0.00%	0 0.00%
	Under Votes:	0 0.00%	0 0.00%	1 1.47%	1 1.47%
COMMISSIONER of AGRICULTURE, Vote For 1					
	Ryan F. QUARLES	0 0.00%	0 0.00%	56 82.35%	56 82.35%
	Bill POLYNIAC	0 0.00%	0 0.00%	12 17.65%	12 17.65%
	Cast Votes:	0 0.00%	0 0.00%	68 100.00%	68 100.00%
	Over Votes:	0 0.00%	0 0.00%	0 0.00%	0 0.00%
	Under Votes:	0 0.00%	0 0.00%	0 0.00%	0 0.00%
GOVERNOR and LIEUTENANT GOVERNOR, Vote For 1					
	Geoffrey M."Geoff" YOUNG Joshua N. "Josh" FRENCH	0 0.00%	0 0.00%	3 2.50%	3 2.50%
	Rocky ADKINS Stephanie HORNE	0 0.00%	0 0.00%	45 37.50%	45 37.50%
	Andy BESHEAR Jacqueline COLEMAN	0 0.00%	0 0.00%	50 41.67%	50 41.67%
	Adam H. EDELEN Gill HOLLAND	0 0.00%	0 0.00%	22 18.33%	22 18.33%
	Cast Votes:	0 0.00%	0 0.00%	120 100.00%	120 100.00%
	Over Votes:	0 0.00%	0 0.00%	0 0.00%	0 0.00%
	Under Votes:	0 0.00%	0 0.00%	0 0.00%	0 0.00%


RECEIVED
MAY 28 2019
BY: _____

Precinct Report — Unofficial
PRIMARY ELECTION HELD ON — OFFICIAL BALLOT FOR SHELBY COUNTY — May 21, 2019

Total Number of Voters : 7,605 of 0 = 0.00%

Precincts Reporting 35 of 35 = 100.00%

Party	Candidate	Absentee	Early	Election	Total
Precinct C103 (Ballots Cast: 188)					
SECRETARY of STATE, Vote For 1					
	Geoff SEBESTA	0 0.00%	0 0.00%	1 0.88%	1 0.88%
	Jason S. BELCHER	0 0.00%	0 0.00%	14 12.39%	14 12.39%
	Jason GRIFFITH	0 0.00%	0 0.00%	9 7.96%	9 7.96%
	Heather French HENRY	0 0.00%	0 0.00%	89 78.76%	89 78.76%
	Cast Votes:	0 0.00%	0 0.00%	113 94.17%	113 94.17%
	Over Votes:	0 0.00%	0 0.00%	0 0.00%	0 0.00%
	Under Votes:	0 0.00%	0 0.00%	7 5.83%	7 5.83%
AUDITOR of PUBLIC ACCOUNTS, Vote For 1					
	Chris TOBE	0 0.00%	0 0.00%	20 19.05%	20 19.05%
	Kelsey Hayes COOTS	0 0.00%	0 0.00%	42 40.00%	42 40.00%
	Drew CURTIS	0 0.00%	0 0.00%	10 9.52%	10 9.52%
	Sheri DONAHUE	0 0.00%	0 0.00%	33 31.43%	33 31.43%
	Cast Votes:	0 0.00%	0 0.00%	105 87.50%	105 87.50%
	Over Votes:	0 0.00%	0 0.00%	0 0.00%	0 0.00%
	Under Votes:	0 0.00%	0 0.00%	15 12.50%	15 12.50%
STATE TREASURER, Vote For 1					
	Josh MERS	0 0.00%	0 0.00%	40 39.60%	40 39.60%
	Michael BOWMAN	0 0.00%	0 0.00%	61 60.40%	61 60.40%
	Cast Votes:	0 0.00%	0 0.00%	101 84.17%	101 84.17%
	Over Votes:	0 0.00%	0 0.00%	0 0.00%	0 0.00%
	Under Votes:	0 0.00%	0 0.00%	19 15.83%	19 15.83%
COMMISSIONER of AGRICULTURE, Vote For 1					
	Joe TRIGG	0 0.00%	0 0.00%	52 48.15%	52 48.15%
	Robert Haley CONWAY	0 0.00%	0 0.00%	56 51.85%	56 51.85%
	Cast Votes:	0 0.00%	0 0.00%	108 90.00%	108 90.00%
	Over Votes:	0 0.00%	0 0.00%	0 0.00%	0 0.00%
	Under Votes:	0 0.00%	0 0.00%	12 10.00%	12 10.00%



Precinct Report — Unofficial
PRIMARY ELECTION HELD ON — OFFICIAL BALLOT FOR SHELBY COUNTY — May 21, 2019

Page 29 of 70

05/22/2019 03:13 PM

Total Number of Voters : 7,605 of 0 = 0.00%

Precincts Reporting 35 of 35 = 100.00%

Party	Candidate	Absentee		Early		Election		Total	
Precinct C104 (Ballots Cast: 295)									
GOVERNOR and LIEUTENANT GOVERNOR, Vote For 1									
	William E. WOODS Justin B. MILLER	0	0.00%	0	0.00%	17	13.18%	17	13.18%
	Matthew G. BEVIN Ralph A. ALVARADO	0	0.00%	0	0.00%	84	65.12%	84	65.12%
	Robert GOFORTH Michael T. HOGAN	0	0.00%	0	0.00%	27	20.93%	27	20.93%
	Ike LAWRENCE James Anthony ROSE	0	0.00%	0	0.00%	1	0.78%	1	0.78%
	Cast Votes:	0	0.00%	0	0.00%	129	99.23%	129	99.23%
	Over Votes:	0	0.00%	0	0.00%	0	0.00%	0	0.00%
	Under Votes:	0	0.00%	0	0.00%	1	0.77%	1	0.77%
SECRETARY of STATE, Vote For 1									
	Carl NETT	0	0.00%	0	0.00%	16	14.55%	16	14.55%
	Michael G. ADAMS	0	0.00%	0	0.00%	40	36.36%	40	36.36%
	Andrew ENGLISH	0	0.00%	0	0.00%	42	38.18%	42	38.18%
	Stephen L. KNIPPER	0	0.00%	0	0.00%	12	10.91%	12	10.91%
	Cast Votes:	0	0.00%	0	0.00%	110	84.62%	110	84.62%
	Over Votes:	0	0.00%	0	0.00%	0	0.00%	0	0.00%
	Under Votes:	0	0.00%	0	0.00%	20	15.38%	20	15.38%
ATTORNEY GENERAL, Vote For 1									
	Wil SCHRODER	0	0.00%	0	0.00%	49	41.88%	49	41.88%
	Daniel CAMERON	0	0.00%	0	0.00%	68	58.12%	68	58.12%
	Cast Votes:	0	0.00%	0	0.00%	117	90.00%	117	90.00%
	Over Votes:	0	0.00%	0	0.00%	0	0.00%	0	0.00%
	Under Votes:	0	0.00%	0	0.00%	13	10.00%	13	10.00%
COMMISSIONER of AGRICULTURE, Vote For 1									
	Ryan F. QUARLES	0	0.00%	0	0.00%	113	91.87%	113	91.87%
	Bill POLYNIK	0	0.00%	0	0.00%	10	8.13%	10	8.13%
	Cast Votes:	0	0.00%	0	0.00%	123	94.62%	123	94.62%
	Over Votes:	0	0.00%	0	0.00%	0	0.00%	0	0.00%
	Under Votes:	0	0.00%	0	0.00%	7	5.38%	7	5.38%
GOVERNOR and LIEUTENANT GOVERNOR, Vote For 1									
	Geoffrey M."Geoff" YOUNG Joshua N. "Josh" FRENCH	0	0.00%	0	0.00%	5	3.09%	5	3.09%
	Rocky ADKINS Stephanie HORNE	0	0.00%	0	0.00%	66	40.74%	66	40.74%
	Andy BESHEAR Jacqueline COLEMAN	0	0.00%	0	0.00%	49	30.25%	49	30.25%
	Adam H. EDELEN Gill HOLLAND	0	0.00%	0	0.00%	42	25.93%	42	25.93%
	Cast Votes:	0	0.00%	0	0.00%	162	98.18%	162	98.18%
	Over Votes:	0	0.00%	0	0.00%	0	0.00%	0	0.00%
	Under Votes:	0	0.00%	0	0.00%	3	1.82%	3	1.82%


RECEIVED
MAY 28 2019
BY: _____

Precinct Report — Unofficial
PRIMARY ELECTION HELD ON — OFFICIAL BALLOT FOR SHELBY COUNTY — May 21, 2019

Total Number of Voters : 7,605 of 0 = 0.00%

Precincts Reporting 35 of 35 = 100.00%

Party	Candidate	Absentee	Early	Election	Total
Precinct C104 (Ballots Cast: 295)					
SECRETARY of STATE, Vote For 1					
	Geoff SEBESTA	0 0.00%	0 0.00%	2 1.27%	2 1.27%
	Jason S. BELCHER	0 0.00%	0 0.00%	12 7.59%	12 7.59%
	Jason GRIFFITH	0 0.00%	0 0.00%	15 9.49%	15 9.49%
	Heather French HENRY	0 0.00%	0 0.00%	129 81.65%	129 81.65%
	Cast Votes:	0 0.00%	0 0.00%	158 95.76%	158 95.76%
	Over Votes:	0 0.00%	0 0.00%	0 0.00%	0 0.00%
	Under Votes:	0 0.00%	0 0.00%	7 4.24%	7 4.24%
AUDITOR of PUBLIC ACCOUNTS, Vote For 1					
	Chris TOBE	0 0.00%	0 0.00%	25 18.94%	25 18.94%
	Kelsey Hayes COOTS	0 0.00%	0 0.00%	36 27.27%	36 27.27%
	Drew CURTIS	0 0.00%	0 0.00%	16 12.12%	16 12.12%
	Sheri DONAHUE	0 0.00%	0 0.00%	55 41.67%	55 41.67%
	Cast Votes:	0 0.00%	0 0.00%	132 80.00%	132 80.00%
	Over Votes:	0 0.00%	0 0.00%	0 0.00%	0 0.00%
	Under Votes:	0 0.00%	0 0.00%	33 20.00%	33 20.00%
STATE TREASURER, Vote For 1					
	Josh MERS	0 0.00%	0 0.00%	49 38.28%	49 38.28%
	Michael BOWMAN	0 0.00%	0 0.00%	79 61.72%	79 61.72%
	Cast Votes:	0 0.00%	0 0.00%	128 77.58%	128 77.58%
	Over Votes:	0 0.00%	0 0.00%	0 0.00%	0 0.00%
	Under Votes:	0 0.00%	0 0.00%	37 22.42%	37 22.42%
COMMISSIONER of AGRICULTURE, Vote For 1					
	Joe TRIGG	0 0.00%	0 0.00%	69 49.29%	69 49.29%
	Robert Haley CONWAY	0 0.00%	0 0.00%	71 50.71%	71 50.71%
	Cast Votes:	0 0.00%	0 0.00%	140 84.85%	140 84.85%
	Over Votes:	0 0.00%	0 0.00%	0 0.00%	0 0.00%
	Under Votes:	0 0.00%	0 0.00%	25 15.15%	25 15.15%




BY: _____

Precinct Report — Unofficial
PRIMARY ELECTION HELD ON — OFFICIAL BALLOT FOR SHELBY COUNTY — May 21, 2019

Total Number of Voters : 7,605 of 0 = 0.00%

Precincts Reporting 35 of 35 = 100.00%

Party	Candidate	Absentee	Early	Election	Total
Precinct C105 (Ballots Cast: 214)					
GOVERNOR and LIEUTENANT GOVERNOR, Vote For 1					
	William E. WOODS Justin B. MILLER	0 0.00%	0 0.00%	9 10.34%	9 10.34%
	Matthew G. BEVIN Ralph A. ALVARADO	0 0.00%	0 0.00%	50 57.47%	50 57.47%
	Robert GOFORTH Michael T. HOGAN	0 0.00%	0 0.00%	26 29.89%	26 29.89%
	Ike LAWRENCE James Anthony ROSE	0 0.00%	0 0.00%	2 2.30%	2 2.30%
	Cast Votes:	0 0.00%	0 0.00%	87 100.00%	87 100.00%
	Over Votes:	0 0.00%	0 0.00%	0 0.00%	0 0.00%
	Under Votes:	0 0.00%	0 0.00%	0 0.00%	0 0.00%
SECRETARY of STATE, Vote For 1					
	Carl NETT	0 0.00%	0 0.00%	4 5.19%	4 5.19%
	Michael G. ADAMS	0 0.00%	0 0.00%	28 36.36%	28 36.36%
	Andrew ENGLISH	0 0.00%	0 0.00%	31 40.26%	31 40.26%
	Stephen L. KNIPPER	0 0.00%	0 0.00%	14 18.18%	14 18.18%
	Cast Votes:	0 0.00%	0 0.00%	77 88.51%	77 88.51%
	Over Votes:	0 0.00%	0 0.00%	0 0.00%	0 0.00%
	Under Votes:	0 0.00%	0 0.00%	10 11.49%	10 11.49%
ATTORNEY GENERAL, Vote For 1					
	Wil SCHRODER	0 0.00%	0 0.00%	42 54.55%	42 54.55%
	Daniel CAMERON	0 0.00%	0 0.00%	35 45.45%	35 45.45%
	Cast Votes:	0 0.00%	0 0.00%	77 88.51%	77 88.51%
	Over Votes:	0 0.00%	0 0.00%	0 0.00%	0 0.00%
	Under Votes:	0 0.00%	0 0.00%	10 11.49%	10 11.49%
COMMISSIONER of AGRICULTURE, Vote For 1					
	Ryan F. QUARLES	0 0.00%	0 0.00%	71 91.03%	71 91.03%
	Bill POLYNIAC	0 0.00%	0 0.00%	7 8.97%	7 8.97%
	Cast Votes:	0 0.00%	0 0.00%	78 89.66%	78 89.66%
	Over Votes:	0 0.00%	0 0.00%	0 0.00%	0 0.00%
	Under Votes:	0 0.00%	0 0.00%	9 10.34%	9 10.34%
GOVERNOR and LIEUTENANT GOVERNOR, Vote For 1					
	Geoffrey M."Geoff" YOUNG Joshua N. "Josh" FRENCH	0 0.00%	0 0.00%	2 1.57%	2 1.57%
	Rocky ADKINS Stephanie HORNE	0 0.00%	0 0.00%	28 22.05%	28 22.05%
	Andy BESHEAR Jacqueline COLEMAN	0 0.00%	0 0.00%	64 50.39%	64 50.39%
	Adam H. EDELEN Gill HOLLAND	0 0.00%	0 0.00%	33 25.98%	33 25.98%
	Cast Votes:	0 0.00%	0 0.00%	127 100.00%	127 100.00%
	Over Votes:	0 0.00%	0 0.00%	0 0.00%	0 0.00%
	Under Votes:	0 0.00%	0 0.00%	0 0.00%	0 0.00%



Precinct Report — Unofficial
PRIMARY ELECTION HELD ON — OFFICIAL BALLOT FOR SHELBY COUNTY — May 21, 2019

Total Number of Voters : 7,605 of 0 = 0.00%

Precincts Reporting 35 of 35 = 100.00%

Party	Candidate	Absentee	Early	Election	Total
Precinct C105 (Ballots Cast: 214)					
SECRETARY of STATE, Vote For 1					
	Geoff SEBESTA	0 0.00%	0 0.00%	6 4.80%	6 4.80%
	Jason S. BELCHER	0 0.00%	0 0.00%	12 9.60%	12 9.60%
	Jason GRIFFITH	0 0.00%	0 0.00%	18 14.40%	18 14.40%
	Heather French HENRY	0 0.00%	0 0.00%	89 71.20%	89 71.20%
	Cast Votes:	0 0.00%	0 0.00%	125 98.43%	125 98.43%
	Over Votes:	0 0.00%	0 0.00%	0 0.00%	0 0.00%
	Under Votes:	0 0.00%	0 0.00%	2 1.57%	2 1.57%
AUDITOR of PUBLIC ACCOUNTS, Vote For 1					
	Chris TOBE	0 0.00%	0 0.00%	16 13.56%	16 13.56%
	Kelsey Hayes COOTS	0 0.00%	0 0.00%	41 34.75%	41 34.75%
	Drew CURTIS	0 0.00%	0 0.00%	10 8.47%	10 8.47%
	Sheri DONAHUE	0 0.00%	0 0.00%	51 43.22%	51 43.22%
	Cast Votes:	0 0.00%	0 0.00%	118 92.91%	118 92.91%
	Over Votes:	0 0.00%	0 0.00%	0 0.00%	0 0.00%
	Under Votes:	0 0.00%	0 0.00%	9 7.09%	9 7.09%
STATE TREASURER, Vote For 1					
	Josh MERS	0 0.00%	0 0.00%	52 45.22%	52 45.22%
	Michael BOWMAN	0 0.00%	0 0.00%	63 54.78%	63 54.78%
	Cast Votes:	0 0.00%	0 0.00%	115 90.55%	115 90.55%
	Over Votes:	0 0.00%	0 0.00%	0 0.00%	0 0.00%
	Under Votes:	0 0.00%	0 0.00%	12 9.45%	12 9.45%
COMMISSIONER of AGRICULTURE, Vote For 1					
	Joe TRIGG	0 0.00%	0 0.00%	56 48.28%	56 48.28%
	Robert Haley CONWAY	0 0.00%	0 0.00%	60 51.72%	60 51.72%
	Cast Votes:	0 0.00%	0 0.00%	116 91.34%	116 91.34%
	Over Votes:	0 0.00%	0 0.00%	0 0.00%	0 0.00%
	Under Votes:	0 0.00%	0 0.00%	11 8.66%	11 8.66%


RECEIVED
MAY 28 2019
BY: _____

Precinct Report — Unofficial
PRIMARY ELECTION HELD ON — OFFICIAL BALLOT FOR SHELBY COUNTY — May 21, 2019

Total Number of Voters : 7,605 of 0 = 0.00%

Precincts Reporting 35 of 35 = 100.00%

Party	Candidate	Absentee	Early	Election	Total
Precinct D101 (Ballots Cast: 169)					
GOVERNOR and LIEUTENANT GOVERNOR, Vote For 1					
	William E. WOODS Justin B. MILLER	0 0.00%	0 0.00%	9 14.29%	9 14.29%
	Matthew G. BEVIN Ralph A. ALVARADO	0 0.00%	0 0.00%	31 49.21%	31 49.21%
	Robert GOFORTH Michael T. HOGAN	0 0.00%	0 0.00%	20 31.75%	20 31.75%
	Ike LAWRENCE James Anthony ROSE	0 0.00%	0 0.00%	3 4.76%	3 4.76%
	Cast Votes:	0 0.00%	0 0.00%	63 100.00%	63 100.00%
	Over Votes:	0 0.00%	0 0.00%	0 0.00%	0 0.00%
	Under Votes:	0 0.00%	0 0.00%	0 0.00%	0 0.00%
SECRETARY of STATE, Vote For 1					
	Carl NETT	0 0.00%	0 0.00%	10 19.61%	10 19.61%
	Michael G. ADAMS	0 0.00%	0 0.00%	13 25.49%	13 25.49%
	Andrew ENGLISH	0 0.00%	0 0.00%	17 33.33%	17 33.33%
	Stephen L. KNIPPER	0 0.00%	0 0.00%	11 21.57%	11 21.57%
	Cast Votes:	0 0.00%	0 0.00%	51 80.95%	51 80.95%
	Over Votes:	0 0.00%	0 0.00%	0 0.00%	0 0.00%
	Under Votes:	0 0.00%	0 0.00%	12 19.05%	12 19.05%
ATTORNEY GENERAL, Vote For 1					
	Wil SCHRODER	0 0.00%	0 0.00%	25 49.02%	25 49.02%
	Daniel CAMERON	0 0.00%	0 0.00%	26 50.98%	26 50.98%
	Cast Votes:	0 0.00%	0 0.00%	51 80.95%	51 80.95%
	Over Votes:	0 0.00%	0 0.00%	0 0.00%	0 0.00%
	Under Votes:	0 0.00%	0 0.00%	12 19.05%	12 19.05%
COMMISSIONER of AGRICULTURE, Vote For 1					
	Ryan F. QUARLES	0 0.00%	0 0.00%	50 86.21%	50 86.21%
	Bill POLYNYAK	0 0.00%	0 0.00%	8 13.79%	8 13.79%
	Cast Votes:	0 0.00%	0 0.00%	58 92.06%	58 92.06%
	Over Votes:	0 0.00%	0 0.00%	0 0.00%	0 0.00%
	Under Votes:	0 0.00%	0 0.00%	5 7.94%	5 7.94%
GOVERNOR and LIEUTENANT GOVERNOR, Vote For 1					
	Geoffrey M. "Geoff" YOUNG Joshua N. "Josh" FRENCH	0 0.00%	0 0.00%	5 4.72%	5 4.72%
	Rocky ADKINS Stephanie HORNE	0 0.00%	0 0.00%	51 48.11%	51 48.11%
	Andy BESHEAR Jacqueline COLEMAN	0 0.00%	0 0.00%	23 21.70%	23 21.70%
	Adam H. EDELEN Gill HOLLAND	0 0.00%	0 0.00%	27 25.47%	27 25.47%
	Cast Votes:	0 0.00%	0 0.00%	106 100.00%	106 100.00%
	Over Votes:	0 0.00%	0 0.00%	0 0.00%	0 0.00%
	Under Votes:	0 0.00%	0 0.00%	0 0.00%	0 0.00%

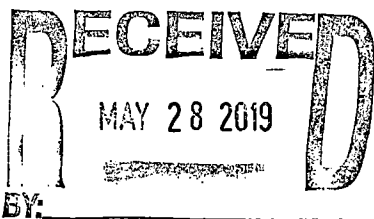


Precinct Report — Unofficial
PRIMARY ELECTION HELD ON — OFFICIAL BALLOT FOR SHELBY COUNTY — May 21, 2019

Total Number of Voters : 7,605 of 0 = 0.00%

Precincts Reporting 35 of 35 = 100.00%

Party	Candidate	Absentee	Early	Election	Total
Precinct D101 (Ballots Cast: 169)					
SECRETARY of STATE, Vote For 1					
	Geoff SEBESTA	0 0.00%	0 0.00%	5 4.90%	5 4.90%
	Jason S. BELCHER	0 0.00%	0 0.00%	12 11.76%	12 11.76%
	Jason GRIFFITH	0 0.00%	0 0.00%	12 11.76%	12 11.76%
	Heather French HENRY	0 0.00%	0 0.00%	73 71.57%	73 71.57%
	Cast Votes:	0 0.00%	0 0.00%	102 96.23%	102 96.23%
	Over Votes:	0 0.00%	0 0.00%	0 0.00%	0 0.00%
	Under Votes:	0 0.00%	0 0.00%	4 3.77%	4 3.77%
AUDITOR of PUBLIC ACCOUNTS, Vote For 1					
	Chris TOBE	0 0.00%	0 0.00%	20 22.22%	20 22.22%
	Kelsey Hayes COOTS	0 0.00%	0 0.00%	23 25.56%	23 25.56%
	Drew CURTIS	0 0.00%	0 0.00%	13 14.44%	13 14.44%
	Sheri DONAHUE	0 0.00%	0 0.00%	34 37.78%	34 37.78%
	Cast Votes:	0 0.00%	0 0.00%	90 84.91%	90 84.91%
	Over Votes:	0 0.00%	0 0.00%	0 0.00%	0 0.00%
	Under Votes:	0 0.00%	0 0.00%	16 15.09%	16 15.09%
STATE TREASURER, Vote For 1					
	Josh MERS	0 0.00%	0 0.00%	37 40.66%	37 40.66%
	Michael BOWMAN	0 0.00%	0 0.00%	54 59.34%	54 59.34%
	Cast Votes:	0 0.00%	0 0.00%	91 85.85%	91 85.85%
	Over Votes:	0 0.00%	0 0.00%	0 0.00%	0 0.00%
	Under Votes:	0 0.00%	0 0.00%	15 14.15%	15 14.15%
COMMISSIONER of AGRICULTURE, Vote For 1					
	Joe TRIGG	0 0.00%	0 0.00%	48 50.00%	48 50.00%
	Robert Haley CONWAY	0 0.00%	0 0.00%	48 50.00%	48 50.00%
	Cast Votes:	0 0.00%	0 0.00%	96 90.57%	96 90.57%
	Over Votes:	0 0.00%	0 0.00%	0 0.00%	0 0.00%
	Under Votes:	0 0.00%	0 0.00%	10 9.43%	10 9.43%




Precinct Report — Unofficial
PRIMARY ELECTION HELD ON — OFFICIAL BALLOT FOR SHELBY COUNTY — May 21, 2019

Total Number of Voters : 7,605 of 0 = 0.00%

Precincts Reporting 35 of 35 = 100.00%

Party	Candidate	Absentee	Early	Election	Total
Precinct D102 (Ballots Cast: 275)					
GOVERNOR and LIEUTENANT GOVERNOR, Vote For 1					
	William E. WOODS Justin B. MILLER	0 0.00%	0 0.00%	6 4.96%	6 4.96%
	Matthew G. BEVIN Ralph A. ALVARADO	0 0.00%	0 0.00%	78 64.46%	78 64.46%
	Robert GOFORTH Michael T. HOGAN	0 0.00%	0 0.00%	37 30.58%	37 30.58%
	Ike LAWRENCE James Anthony ROSE	0 0.00%	0 0.00%	0 0.00%	0 0.00%
	Cast Votes:	0 0.00%	0 0.00%	121 99.18%	121 99.18%
	Over Votes:	0 0.00%	0 0.00%	0 0.00%	0 0.00%
	Under Votes:	0 0.00%	0 0.00%	1 0.82%	1 0.82%
SECRETARY of STATE, Vote For 1					
	Carl NETT	0 0.00%	0 0.00%	9 9.00%	9 9.00%
	Michael G. ADAMS	0 0.00%	0 0.00%	39 39.00%	39 39.00%
	Andrew ENGLISH	0 0.00%	0 0.00%	41 41.00%	41 41.00%
	Stephen L. KNIPPER	0 0.00%	0 0.00%	11 11.00%	11 11.00%
	Cast Votes:	0 0.00%	0 0.00%	100 81.97%	100 81.97%
	Over Votes:	0 0.00%	0 0.00%	0 0.00%	0 0.00%
	Under Votes:	0 0.00%	0 0.00%	22 18.03%	22 18.03%
ATTORNEY GENERAL, Vote For 1					
	Wil SCHRODER	0 0.00%	0 0.00%	49 46.67%	49 46.67%
	Daniel CAMERON	0 0.00%	0 0.00%	56 53.33%	56 53.33%
	Cast Votes:	0 0.00%	0 0.00%	105 86.07%	105 86.07%
	Over Votes:	0 0.00%	0 0.00%	0 0.00%	0 0.00%
	Under Votes:	0 0.00%	0 0.00%	17 13.93%	17 13.93%
COMMISSIONER of AGRICULTURE, Vote For 1					
	Ryan F. QUARLES	0 0.00%	0 0.00%	101 90.99%	101 90.99%
	Bill POLYNIAC	0 0.00%	0 0.00%	10 9.01%	10 9.01%
	Cast Votes:	0 0.00%	0 0.00%	111 90.98%	111 90.98%
	Over Votes:	0 0.00%	0 0.00%	0 0.00%	0 0.00%
	Under Votes:	0 0.00%	0 0.00%	11 9.02%	11 9.02%
GOVERNOR and LIEUTENANT GOVERNOR, Vote For 1					
	Geoffrey M."Geoff" YOUNG Joshua N. "Josh" FRENCH	0 0.00%	0 0.00%	6 3.97%	6 3.97%
	Rocky ADKINS Stephanie HORNE	0 0.00%	0 0.00%	59 39.07%	59 39.07%
	Andy BESHEAR Jacqueline COLEMAN	0 0.00%	0 0.00%	48 31.79%	48 31.79%
	Adam H. EDELEN Gill HOLLAND	0 0.00%	0 0.00%	38 25.17%	38 25.17%
	Cast Votes:	0 0.00%	0 0.00%	151 98.69%	151 98.69%
	Over Votes:	0 0.00%	0 0.00%	0 0.00%	0 0.00%
	Under Votes:	0 0.00%	0 0.00%	2 1.31%	2 1.31%



Precinct Report — Unofficial
PRIMARY ELECTION HELD ON — OFFICIAL BALLOT FOR SHELBY COUNTY — May 21, 2019


Page 36 of 70

05/22/2019 03:13 PM

Total Number of Voters : 7,605 of 0 = 0.00%

Precincts Reporting 35 of 35 = 100.00%

Party	Candidate	Absentee	Early	Election	Total
Precinct D102 (Ballots Cast: 275)					
SECRETARY of STATE, Vote For 1					
	Geoff SEBESTA	0 0.00%	0 0.00%	3 2.03%	3 2.03%
	Jason S. BELCHER	0 0.00%	0 0.00%	15 10.14%	15 10.14%
	Jason GRIFFITH	0 0.00%	0 0.00%	4 2.70%	4 2.70%
	Heather French HENRY	0 0.00%	0 0.00%	126 85.14%	126 85.14%
	Cast Votes:	0 0.00%	0 0.00%	148 96.73%	148 96.73%
	Over Votes:	0 0.00%	0 0.00%	0 0.00%	0 0.00%
	Under Votes:	0 0.00%	0 0.00%	5 3.27%	5 3.27%
AUDITOR of PUBLIC ACCOUNTS, Vote For 1					
	Chris TOBE	0 0.00%	0 0.00%	20 15.50%	20 15.50%
	Kelsey Hayes COOTS	0 0.00%	0 0.00%	43 33.33%	43 33.33%
	Drew CURTIS	0 0.00%	0 0.00%	27 20.93%	27 20.93%
	Sheri DONAHUE	0 0.00%	0 0.00%	39 30.23%	39 30.23%
	Cast Votes:	0 0.00%	0 0.00%	129 84.31%	129 84.31%
	Over Votes:	0 0.00%	0 0.00%	0 0.00%	0 0.00%
	Under Votes:	0 0.00%	0 0.00%	24 15.69%	24 15.69%
STATE TREASURER, Vote For 1					
	Josh MERS	0 0.00%	0 0.00%	47 37.60%	47 37.60%
	Michael BOWMAN	0 0.00%	0 0.00%	78 62.40%	78 62.40%
	Cast Votes:	0 0.00%	0 0.00%	125 81.70%	125 81.70%
	Over Votes:	0 0.00%	0 0.00%	0 0.00%	0 0.00%
	Under Votes:	0 0.00%	0 0.00%	28 18.30%	28 18.30%
COMMISSIONER of AGRICULTURE, Vote For 1					
	Joe TRIGG	0 0.00%	0 0.00%	61 46.21%	61 46.21%
	Robert Haley CONWAY	0 0.00%	0 0.00%	71 53.79%	71 53.79%
	Cast Votes:	0 0.00%	0 0.00%	132 86.27%	132 86.27%
	Over Votes:	0 0.00%	0 0.00%	0 0.00%	0 0.00%
	Under Votes:	0 0.00%	0 0.00%	21 13.73%	21 13.73%




Precinct Report — Unofficial
PRIMARY ELECTION HELD ON — OFFICIAL BALLOT FOR SHELBY COUNTY — May 21, 2019

Total Number of Voters : 7,605 of 0 = 0.00%

Precincts Reporting 35 of 35 = 100.00%

Party	Candidate	Absentee	Early	Election	Total
Precinct D103 (Ballots Cast: 215)					
GOVERNOR and LIEUTENANT GOVERNOR, Vote For 1					
	William E. WOODS Justin B. MILLER	0 0.00%	0 0.00%	12 13.19%	12 13.19%
	Matthew G. BEVIN Ralph A. ALVARADO	0 0.00%	0 0.00%	43 47.25%	43 47.25%
	Robert GOFORTH Michael T. HOGAN	0 0.00%	0 0.00%	34 37.36%	34 37.36%
	Ike LAWRENCE James Anthony ROSE	0 0.00%	0 0.00%	2 2.20%	2 2.20%
	Cast Votes:	0 0.00%	0 0.00%	91 98.91%	91 98.91%
	Over Votes:	0 0.00%	0 0.00%	0 0.00%	0 0.00%
	Under Votes:	0 0.00%	0 0.00%	1 1.09%	1 1.09%
SECRETARY of STATE, Vote For 1					
	Carl NETT	0 0.00%	0 0.00%	6 7.14%	6 7.14%
	Michael G. ADAMS	0 0.00%	0 0.00%	39 46.43%	39 46.43%
	Andrew ENGLISH	0 0.00%	0 0.00%	32 38.10%	32 38.10%
	Stephen L. KNIPPER	0 0.00%	0 0.00%	7 8.33%	7 8.33%
	Cast Votes:	0 0.00%	0 0.00%	84 91.30%	84 91.30%
	Over Votes:	0 0.00%	0 0.00%	0 0.00%	0 0.00%
	Under Votes:	0 0.00%	0 0.00%	8 8.70%	8 8.70%
ATTORNEY GENERAL, Vote For 1					
	Wil SCHRODER	0 0.00%	0 0.00%	43 50.00%	43 50.00%
	Daniel CAMERON	0 0.00%	0 0.00%	43 50.00%	43 50.00%
	Cast Votes:	0 0.00%	0 0.00%	86 93.48%	86 93.48%
	Over Votes:	0 0.00%	0 0.00%	0 0.00%	0 0.00%
	Under Votes:	0 0.00%	0 0.00%	6 6.52%	6 6.52%
COMMISSIONER of AGRICULTURE, Vote For 1					
	Ryan F. QUARLES	0 0.00%	0 0.00%	80 90.91%	80 90.91%
	Bill POLYNIAK	0 0.00%	0 0.00%	8 9.09%	8 9.09%
	Cast Votes:	0 0.00%	0 0.00%	88 95.65%	88 95.65%
	Over Votes:	0 0.00%	0 0.00%	0 0.00%	0 0.00%
	Under Votes:	0 0.00%	0 0.00%	4 4.35%	4 4.35%
GOVERNOR and LIEUTENANT GOVERNOR, Vote For 1					
	Geoffrey M."Geoff" YOUNG Joshua N. "Josh" FRENCH	0 0.00%	0 0.00%	1 0.82%	1 0.82%
	Rocky ADKINS Stephanie HORNE	0 0.00%	0 0.00%	34 27.87%	34 27.87%
	Andy BESHEAR Jacqueline COLEMAN	0 0.00%	0 0.00%	47 38.52%	47 38.52%
	Adam H. EDELEN Gill HOLLAND	0 0.00%	0 0.00%	40 32.79%	40 32.79%
	Cast Votes:	0 0.00%	0 0.00%	122 99.19%	122 99.19%
	Over Votes:	0 0.00%	0 0.00%	0 0.00%	0 0.00%
	Under Votes:	0 0.00%	0 0.00%	1 0.81%	1 0.81%




Precinct Report — Unofficial
PRIMARY ELECTION HELD ON — OFFICIAL BALLOT FOR SHELBY COUNTY — May 21, 2019

Total Number of Voters : 7,605 of 0 = 0.00%

Precincts Reporting 35 of 35 = 100.00%

Party	Candidate	Absentee	Early	Election	Total
Precinct D103 (Ballots Cast: 215)					
SECRETARY of STATE, Vote For 1					
	Geoff SEBESTA	0 0.00%	0 0.00%	3 2.59%	3 2.59%
	Jason S. BELCHER	0 0.00%	0 0.00%	11 9.48%	11 9.48%
	Jason GRIFFITH	0 0.00%	0 0.00%	7 6.03%	7 6.03%
	Heather French HENRY	0 0.00%	0 0.00%	95 81.90%	95 81.90%
	Cast Votes:	0 0.00%	0 0.00%	116 94.31%	116 94.31%
	Over Votes:	0 0.00%	0 0.00%	0 0.00%	0 0.00%
	Under Votes:	0 0.00%	0 0.00%	7 5.69%	7 5.69%
AUDITOR of PUBLIC ACCOUNTS, Vote For 1					
	Chris TOBE	0 0.00%	0 0.00%	23 23.00%	23 23.00%
	Kelsey Hayes COOTS	0 0.00%	0 0.00%	35 35.00%	35 35.00%
	Drew CURTIS	0 0.00%	0 0.00%	14 14.00%	14 14.00%
	Sheri DONAHUE	0 0.00%	0 0.00%	28 28.00%	28 28.00%
	Cast Votes:	0 0.00%	0 0.00%	100 81.30%	100 81.30%
	Over Votes:	0 0.00%	0 0.00%	0 0.00%	0 0.00%
	Under Votes:	0 0.00%	0 0.00%	23 18.70%	23 18.70%
STATE TREASURER, Vote For 1					
	Josh MERS	0 0.00%	0 0.00%	31 32.63%	31 32.63%
	Michael BOWMAN	0 0.00%	0 0.00%	64 67.37%	64 67.37%
	Cast Votes:	0 0.00%	0 0.00%	95 77.24%	95 77.24%
	Over Votes:	0 0.00%	0 0.00%	0 0.00%	0 0.00%
	Under Votes:	0 0.00%	0 0.00%	28 22.76%	28 22.76%
COMMISSIONER of AGRICULTURE, Vote For 1					
	Joe TRIGG	0 0.00%	0 0.00%	56 55.45%	56 55.45%
	Robert Haley CONWAY	0 0.00%	0 0.00%	45 44.55%	45 44.55%
	Cast Votes:	0 0.00%	0 0.00%	101 82.11%	101 82.11%
	Over Votes:	0 0.00%	0 0.00%	0 0.00%	0 0.00%
	Under Votes:	0 0.00%	0 0.00%	22 17.89%	22 17.89%




Precinct Report — Unofficial
PRIMARY ELECTION HELD ON — OFFICIAL BALLOT FOR SHELBY COUNTY — May 21, 2019

Total Number of Voters : 7,605 of 0 = 0.00%

Precincts Reporting 35 of 35 = 100.00%

Party	Candidate	Absentee	Early	Election	Total
Precinct D104 (Ballots Cast: 172)					
GOVERNOR and LIEUTENANT GOVERNOR, Vote For 1					
	William E. WOODS Justin B. MILLER	0 0.00%	0 0.00%	1 1.47%	1 1.47%
	Matthew G. BEVIN Ralph A. ALVARADO	0 0.00%	0 0.00%	40 58.82%	40 58.82%
	Robert GOFORTH Michael T. HOGAN	0 0.00%	0 0.00%	26 38.24%	26 38.24%
	Ike LAWRENCE James Anthony ROSE	0 0.00%	0 0.00%	1 1.47%	1 1.47%
	Cast Votes:	0 0.00%	0 0.00%	68 98.55%	68 98.55%
	Over Votes:	0 0.00%	0 0.00%	0 0.00%	0 0.00%
	Under Votes:	0 0.00%	0 0.00%	1 1.45%	1 1.45%
SECRETARY of STATE, Vote For 1					
	Carl NETT	0 0.00%	0 0.00%	0 0.00%	0 0.00%
	Michael G. ADAMS	0 0.00%	0 0.00%	18 29.51%	18 29.51%
	Andrew ENGLISH	0 0.00%	0 0.00%	32 52.46%	32 52.46%
	Stephen L. KNIPPER	0 0.00%	0 0.00%	11 18.03%	11 18.03%
	Cast Votes:	0 0.00%	0 0.00%	61 88.41%	61 88.41%
	Over Votes:	0 0.00%	0 0.00%	0 0.00%	0 0.00%
	Under Votes:	0 0.00%	0 0.00%	8 11.59%	8 11.59%
ATTORNEY GENERAL, Vote For 1					
	Wil SCHRODER	0 0.00%	0 0.00%	23 34.85%	23 34.85%
	Daniel CAMERON	0 0.00%	0 0.00%	43 65.15%	43 65.15%
	Cast Votes:	0 0.00%	0 0.00%	66 95.65%	66 95.65%
	Over Votes:	0 0.00%	0 0.00%	0 0.00%	0 0.00%
	Under Votes:	0 0.00%	0 0.00%	3 4.35%	3 4.35%
COMMISSIONER of AGRICULTURE, Vote For 1					
	Ryan F. QUARLES	0 0.00%	0 0.00%	60 90.91%	60 90.91%
	Bill POLYNIK	0 0.00%	0 0.00%	6 9.09%	6 9.09%
	Cast Votes:	0 0.00%	0 0.00%	66 95.65%	66 95.65%
	Over Votes:	0 0.00%	0 0.00%	0 0.00%	0 0.00%
	Under Votes:	0 0.00%	0 0.00%	3 4.35%	3 4.35%
GOVERNOR and LIEUTENANT GOVERNOR, Vote For 1					
	Geoffrey M."Geoff" YOUNG Joshua N. "Josh" FRENCH	0 0.00%	0 0.00%	2 1.94%	2 1.94%
	Rocky ADKINS Stephanie HORNE	0 0.00%	0 0.00%	38 36.89%	38 36.89%
	Andy BESHEAR Jacqueline COLEMAN	0 0.00%	0 0.00%	29 28.16%	29 28.16%
	Adam H. EDELEN Gill HOLLAND	0 0.00%	0 0.00%	34 33.01%	34 33.01%
	Cast Votes:	0 0.00%	0 0.00%	103 100.00%	103 100.00%
	Over Votes:	0 0.00%	0 0.00%	0 0.00%	0 0.00%
	Under Votes:	0 0.00%	0 0.00%	0 0.00%	0 0.00%




Precinct Report — Unofficial
PRIMARY ELECTION HELD ON — OFFICIAL BALLOT FOR SHELBY COUNTY — May 21, 2019

Total Number of Voters : 7,605 of 0 = 0.00%

Precincts Reporting 35 of 35 = 100.00%

Party	Candidate	Absentee	Early	Election	Total
Precinct D104 (Ballots Cast: 172)					
SECRETARY of STATE, Vote For 1					
	Geoff SEBESTA	0 0.00%	0 0.00%	4 4.04%	4 4.04%
	Jason S. BELCHER	0 0.00%	0 0.00%	6 6.06%	6 6.06%
	Jason GRIFFITH	0 0.00%	0 0.00%	5 5.05%	5 5.05%
	Heather French HENRY	0 0.00%	0 0.00%	84 84.85%	84 84.85%
	Cast Votes:	0 0.00%	0 0.00%	99 96.12%	99 96.12%
	Over Votes:	0 0.00%	0 0.00%	0 0.00%	0 0.00%
	Under Votes:	0 0.00%	0 0.00%	4 3.88%	4 3.88%
AUDITOR of PUBLIC ACCOUNTS, Vote For 1					
	Chris TOBE	0 0.00%	0 0.00%	8 9.52%	8 9.52%
	Kelsey Hayes COOTS	0 0.00%	0 0.00%	28 33.33%	28 33.33%
	Drew CURTIS	0 0.00%	0 0.00%	16 19.05%	16 19.05%
	Sheri DONAHUE	0 0.00%	0 0.00%	32 38.10%	32 38.10%
	Cast Votes:	0 0.00%	0 0.00%	84 81.55%	84 81.55%
	Over Votes:	0 0.00%	0 0.00%	0 0.00%	0 0.00%
	Under Votes:	0 0.00%	0 0.00%	19 18.45%	19 18.45%
STATE TREASURER, Vote For 1					
	Josh MERS	0 0.00%	0 0.00%	32 38.10%	32 38.10%
	Michael BOWMAN	0 0.00%	0 0.00%	52 61.90%	52 61.90%
	Cast Votes:	0 0.00%	0 0.00%	84 81.55%	84 81.55%
	Over Votes:	0 0.00%	0 0.00%	0 0.00%	0 0.00%
	Under Votes:	0 0.00%	0 0.00%	19 18.45%	19 18.45%
COMMISSIONER of AGRICULTURE, Vote For 1					
	Joe TRIGG	0 0.00%	0 0.00%	36 41.86%	36 41.86%
	Robert Haley CONWAY	0 0.00%	0 0.00%	50 58.14%	50 58.14%
	Cast Votes:	0 0.00%	0 0.00%	86 83.50%	86 83.50%
	Over Votes:	0 0.00%	0 0.00%	0 0.00%	0 0.00%
	Under Votes:	0 0.00%	0 0.00%	17 16.50%	17 16.50%




Precinct Report — Unofficial
PRIMARY ELECTION HELD ON — OFFICIAL BALLOT FOR SHELBY COUNTY — May 21, 2019

Total Number of Voters : 7,605 of 0 = 0.00%

Precincts Reporting 35 of 35 = 100.00%

Party	Candidate	Absentee	Early	Election	Total
Precinct D105 (Ballots Cast: 194)					
GOVERNOR and LIEUTENANT GOVERNOR, Vote For 1					
	William E. WOODS Justin B. MILLER	0 0.00%	0 0.00%	12 13.19%	12 13.19%
	Matthew G. BEVIN Ralph A. ALVARADO	0 0.00%	0 0.00%	52 57.14%	52 57.14%
	Robert GOFORTH Michael T. HOGAN	0 0.00%	0 0.00%	26 28.57%	26 28.57%
	Ike LAWRENCE James Anthony ROSE	0 0.00%	0 0.00%	1 1.10%	1 1.10%
	Cast Votes:	0 0.00%	0 0.00%	91 97.85%	91 97.85%
	Over Votes:	0 0.00%	0 0.00%	0 0.00%	0 0.00%
	Under Votes:	0 0.00%	0 0.00%	2 2.15%	2 2.15%
SECRETARY of STATE, Vote For 1					
	Carl NETT	0 0.00%	0 0.00%	9 11.25%	9 11.25%
	Michael G. ADAMS	0 0.00%	0 0.00%	31 38.75%	31 38.75%
	Andrew ENGLISH	0 0.00%	0 0.00%	33 41.25%	33 41.25%
	Stephen L. KNIPPER	0 0.00%	0 0.00%	7 8.75%	7 8.75%
	Cast Votes:	0 0.00%	0 0.00%	80 86.02%	80 86.02%
	Over Votes:	0 0.00%	0 0.00%	0 0.00%	0 0.00%
	Under Votes:	0 0.00%	0 0.00%	13 13.98%	13 13.98%
ATTORNEY GENERAL, Vote For 1					
	Wil SCHRODER	0 0.00%	0 0.00%	35 39.77%	35 39.77%
	Daniel CAMERON	0 0.00%	0 0.00%	53 60.23%	53 60.23%
	Cast Votes:	0 0.00%	0 0.00%	88 94.62%	88 94.62%
	Over Votes:	0 0.00%	0 0.00%	0 0.00%	0 0.00%
	Under Votes:	0 0.00%	0 0.00%	5 5.38%	5 5.38%
COMMISSIONER of AGRICULTURE, Vote For 1					
	Ryan F. QUARLES	0 0.00%	0 0.00%	73 82.02%	73 82.02%
	Bill POLYNIAK	0 0.00%	0 0.00%	16 17.98%	16 17.98%
	Cast Votes:	0 0.00%	0 0.00%	89 95.70%	89 95.70%
	Over Votes:	0 0.00%	0 0.00%	0 0.00%	0 0.00%
	Under Votes:	0 0.00%	0 0.00%	4 4.30%	4 4.30%
GOVERNOR and LIEUTENANT GOVERNOR, Vote For 1					
	Geoffrey M."Geoff" YOUNG Joshua N. "Josh" FRENCH	0 0.00%	0 0.00%	3 2.97%	3 2.97%
	Rocky ADKINS Stephanie HORNE	0 0.00%	0 0.00%	43 42.57%	43 42.57%
	Andy BESHEAR Jacqueline COLEMAN	0 0.00%	0 0.00%	29 28.71%	29 28.71%
	Adam H. EDELEN Gill HOLLAND	0 0.00%	0 0.00%	26 25.74%	26 25.74%
	Cast Votes:	0 0.00%	0 0.00%	101 100.00%	101 100.00%
	Over Votes:	0 0.00%	0 0.00%	0 0.00%	0 0.00%
	Under Votes:	0 0.00%	0 0.00%	0 0.00%	0 0.00%




Precinct Report — Unofficial
PRIMARY ELECTION HELD ON — OFFICIAL BALLOT FOR SHELBY COUNTY — May 21, 2019

Total Number of Voters : 7,605 of 0 = 0.00%

Precincts Reporting 35 of 35 = 100.00%

Party	Candidate	Absentee	Early	Election	Total
Precinct D105 (Ballots Cast: 194)					
SECRETARY of STATE, Vote For 1					
	Geoff SEBESTA	0 0.00%	0 0.00%	3 3.09%	3 3.09%
	Jason S. BELCHER	0 0.00%	0 0.00%	10 10.31%	10 10.31%
	Jason GRIFFITH	0 0.00%	0 0.00%	8 8.25%	8 8.25%
	Heather French HENRY	0 0.00%	0 0.00%	76 78.35%	76 78.35%
	Cast Votes:	0 0.00%	0 0.00%	97 96.04%	97 96.04%
	Over Votes:	0 0.00%	0 0.00%	0 0.00%	0 0.00%
	Under Votes:	0 0.00%	0 0.00%	4 3.96%	4 3.96%
AUDITOR of PUBLIC ACCOUNTS, Vote For 1					
	Chris TOBE	0 0.00%	0 0.00%	15 17.05%	15 17.05%
	Kelsey Hayes COOTS	0 0.00%	0 0.00%	32 36.36%	32 36.36%
	Drew CURTIS	0 0.00%	0 0.00%	8 9.09%	8 9.09%
	Sheri DONAHUE	0 0.00%	0 0.00%	33 37.50%	33 37.50%
	Cast Votes:	0 0.00%	0 0.00%	88 87.13%	88 87.13%
	Over Votes:	0 0.00%	0 0.00%	0 0.00%	0 0.00%
	Under Votes:	0 0.00%	0 0.00%	13 12.87%	13 12.87%
STATE TREASURER, Vote For 1					
	Josh MERS	0 0.00%	0 0.00%	34 40.48%	34 40.48%
	Michael BOWMAN	0 0.00%	0 0.00%	50 59.52%	50 59.52%
	Cast Votes:	0 0.00%	0 0.00%	84 83.17%	84 83.17%
	Over Votes:	0 0.00%	0 0.00%	0 0.00%	0 0.00%
	Under Votes:	0 0.00%	0 0.00%	17 16.83%	17 16.83%
COMMISSIONER of AGRICULTURE, Vote For 1					
	Joe TRIGG	0 0.00%	0 0.00%	43 50.00%	43 50.00%
	Robert Haley CONWAY	0 0.00%	0 0.00%	43 50.00%	43 50.00%
	Cast Votes:	0 0.00%	0 0.00%	86 85.15%	86 85.15%
	Over Votes:	0 0.00%	0 0.00%	0 0.00%	0 0.00%
	Under Votes:	0 0.00%	0 0.00%	15 14.85%	15 14.85%



Precinct Report — Unofficial
PRIMARY ELECTION HELD ON — OFFICIAL BALLOT FOR SHELBY COUNTY — May 21, 2019

Total Number of Voters : 7,605 of 0 = 0.00%

Precincts Reporting 35 of 35 = 100.00%

Party	Candidate	Absentee	Early	Election	Total
Precinct E101 (Ballots Cast: 330)					
GOVERNOR and LIEUTENANT GOVERNOR, Vote For 1					
	William E. WOODS Justin B. MILLER	0 0.00%	0 0.00%	11 8.46%	11 8.46%
	Matthew G. BEVIN Ralph A. ALVARADO	0 0.00%	0 0.00%	72 55.38%	72 55.38%
	Robert GOFORTH Michael T. HOGAN	0 0.00%	0 0.00%	45 34.62%	45 34.62%
	Ike LAWRENCE James Anthony ROSE	0 0.00%	0 0.00%	2 1.54%	2 1.54%
	Cast Votes:	0 0.00%	0 0.00%	130 96.30%	130 96.30%
	Over Votes:	0 0.00%	0 0.00%	0 0.00%	0 0.00%
	Under Votes:	0 0.00%	0 0.00%	5 3.70%	5 3.70%
SECRETARY of STATE, Vote For 1					
	Carl NETT	0 0.00%	0 0.00%	13 11.21%	13 11.21%
	Michael G. ADAMS	0 0.00%	0 0.00%	26 22.41%	26 22.41%
	Andrew ENGLISH	0 0.00%	0 0.00%	63 54.31%	63 54.31%
	Stephen L. KNIPPER	0 0.00%	0 0.00%	14 12.07%	14 12.07%
	Cast Votes:	0 0.00%	0 0.00%	116 85.93%	116 85.93%
	Over Votes:	0 0.00%	0 0.00%	0 0.00%	0 0.00%
	Under Votes:	0 0.00%	0 0.00%	19 14.07%	19 14.07%
ATTORNEY GENERAL, Vote For 1					
	Wil SCHRODER	0 0.00%	0 0.00%	56 46.28%	56 46.28%
	Daniel CAMERON	0 0.00%	0 0.00%	65 53.72%	65 53.72%
	Cast Votes:	0 0.00%	0 0.00%	121 89.63%	121 89.63%
	Over Votes:	0 0.00%	0 0.00%	0 0.00%	0 0.00%
	Under Votes:	0 0.00%	0 0.00%	14 10.37%	14 10.37%
COMMISSIONER of AGRICULTURE, Vote For 1					
	Ryan F. QUARLES	0 0.00%	0 0.00%	111 89.52%	111 89.52%
	Bill POLYNYIAK	0 0.00%	0 0.00%	13 10.48%	13 10.48%
	Cast Votes:	0 0.00%	0 0.00%	124 91.85%	124 91.85%
	Over Votes:	0 0.00%	0 0.00%	0 0.00%	0 0.00%
	Under Votes:	0 0.00%	0 0.00%	11 8.15%	11 8.15%
GOVERNOR and LIEUTENANT GOVERNOR, Vote For 1					
	Geoffrey M."Geoff" YOUNG Joshua N. "Josh" FRENCH	0 0.00%	0 0.00%	1 0.52%	1 0.52%
	Rocky ADKINS Stephanie HORNE	0 0.00%	0 0.00%	72 37.11%	72 37.11%
	Andy BESHEAR Jacqueline COLEMAN	0 0.00%	0 0.00%	75 38.66%	75 38.66%
	Adam H. EDELEN Gill HOLLAND	0 0.00%	0 0.00%	46 23.71%	46 23.71%
	Cast Votes:	0 0.00%	0 0.00%	194 99.49%	194 99.49%
	Over Votes:	0 0.00%	0 0.00%	0 0.00%	0 0.00%
	Under Votes:	0 0.00%	0 0.00%	1 0.51%	1 0.51%

RECORDED
MAY 28 2019
BY: _____

Precinct Report — Unofficial
PRIMARY ELECTION HELD ON — OFFICIAL BALLOT FOR SHELBY COUNTY — May 21, 2019


Page 44 of 70

05/22/2019 03:13 PM

Total Number of Voters : 7,605 of 0 = 0.00%

Precincts Reporting 35 of 35 = 100.00%

Party	Candidate	Absentee	Early	Election	Total
Precinct E101 (Ballots Cast: 330)					
SECRETARY of STATE, Vote For 1					
	Geoff SEBESTA	0 0.00%	0 0.00%	7 3.74%	7 3.74%
	Jason S. BELCHER	0 0.00%	0 0.00%	13 6.95%	13 6.95%
	Jason GRIFFITH	0 0.00%	0 0.00%	17 9.09%	17 9.09%
	Heather French HENRY	0 0.00%	0 0.00%	150 80.21%	150 80.21%
	Cast Votes:	0 0.00%	0 0.00%	187 95.90%	187 95.90%
	Over Votes:	0 0.00%	0 0.00%	0 0.00%	0 0.00%
	Under Votes:	0 0.00%	0 0.00%	8 4.10%	8 4.10%
AUDITOR of PUBLIC ACCOUNTS, Vote For 1					
	Chris TOBE	0 0.00%	0 0.00%	30 18.29%	30 18.29%
	Kelsey Hayes COOTS	0 0.00%	0 0.00%	47 28.66%	47 28.66%
	Drew CURTIS	0 0.00%	0 0.00%	20 12.20%	20 12.20%
	Sheri DONAHUE	0 0.00%	0 0.00%	67 40.85%	67 40.85%
	Cast Votes:	0 0.00%	0 0.00%	164 84.10%	164 84.10%
	Over Votes:	0 0.00%	0 0.00%	0 0.00%	0 0.00%
	Under Votes:	0 0.00%	0 0.00%	31 15.90%	31 15.90%
STATE TREASURER, Vote For 1					
	Josh MERS	0 0.00%	0 0.00%	45 29.61%	45 29.61%
	Michael BOWMAN	0 0.00%	0 0.00%	107 70.39%	107 70.39%
	Cast Votes:	0 0.00%	0 0.00%	152 77.95%	152 77.95%
	Over Votes:	0 0.00%	0 0.00%	0 0.00%	0 0.00%
	Under Votes:	0 0.00%	0 0.00%	43 22.05%	43 22.05%
COMMISSIONER of AGRICULTURE, Vote For 1					
	Joe TRIGG	0 0.00%	0 0.00%	82 50.93%	82 50.93%
	Robert Haley CONWAY	0 0.00%	0 0.00%	79 49.07%	79 49.07%
	Cast Votes:	0 0.00%	0 0.00%	161 82.56%	161 82.56%
	Over Votes:	0 0.00%	0 0.00%	0 0.00%	0 0.00%
	Under Votes:	0 0.00%	0 0.00%	34 17.44%	34 17.44%




Precinct Report — Unofficial
PRIMARY ELECTION HELD ON — OFFICIAL BALLOT FOR SHELBY COUNTY — May 21, 2019

Total Number of Voters : 7,605 of 0 = 0.00%

Precincts Reporting 35 of 35 = 100.00%

Party	Candidate	Absentee		Early		Election		Total	
Precinct E102 (Ballots Cast: 210)									
GOVERNOR and LIEUTENANT GOVERNOR, Vote For 1									
	William E. WOODS Justin B. MILLER	0	0.00%	0	0.00%	4	3.74%	4	3.74%
	Matthew G. BEVIN Ralph A. ALVARADO	0	0.00%	0	0.00%	82	76.64%	82	76.64%
	Robert GOFORTH Michael T. HOGAN	0	0.00%	0	0.00%	21	19.63%	21	19.63%
	Ike LAWRENCE James Anthony ROSE	0	0.00%	0	0.00%	0	0.00%	0	0.00%
	Cast Votes:	0	0.00%	0	0.00%	107	99.07%	107	99.07%
	Over Votes:	0	0.00%	0	0.00%	0	0.00%	0	0.00%
	Under Votes:	0	0.00%	0	0.00%	1	0.93%	1	0.93%
SECRETARY of STATE, Vote For 1									
	Carl NETT	0	0.00%	0	0.00%	11	12.22%	11	12.22%
	Michael G. ADAMS	0	0.00%	0	0.00%	31	34.44%	31	34.44%
	Andrew ENGLISH	0	0.00%	0	0.00%	37	41.11%	37	41.11%
	Stephen L. KNIPPER	0	0.00%	0	0.00%	11	12.22%	11	12.22%
	Cast Votes:	0	0.00%	0	0.00%	90	83.33%	90	83.33%
	Over Votes:	0	0.00%	0	0.00%	0	0.00%	0	0.00%
	Under Votes:	0	0.00%	0	0.00%	18	16.67%	18	16.67%
ATTORNEY GENERAL, Vote For 1									
	Wil SCHRODER	0	0.00%	0	0.00%	29	29.00%	29	29.00%
	Daniel CAMERON	0	0.00%	0	0.00%	71	71.00%	71	71.00%
	Cast Votes:	0	0.00%	0	0.00%	100	92.59%	100	92.59%
	Over Votes:	0	0.00%	0	0.00%	0	0.00%	0	0.00%
	Under Votes:	0	0.00%	0	0.00%	8	7.41%	8	7.41%
COMMISSIONER of AGRICULTURE, Vote For 1									
	Ryan F. QUARLES	0	0.00%	0	0.00%	94	94.00%	94	94.00%
	Bill POLYNIAC	0	0.00%	0	0.00%	6	6.00%	6	6.00%
	Cast Votes:	0	0.00%	0	0.00%	100	92.59%	100	92.59%
	Over Votes:	0	0.00%	0	0.00%	0	0.00%	0	0.00%
	Under Votes:	0	0.00%	0	0.00%	8	7.41%	8	7.41%
GOVERNOR and LIEUTENANT GOVERNOR, Vote For 1									
	Geoffrey M."Geoff" YOUNG Joshua N. "Josh" FRENCH	0	0.00%	0	0.00%	1	0.99%	1	0.99%
	Rocky ADKINS Stephanie HORNE	0	0.00%	0	0.00%	23	22.77%	23	22.77%
	Andy BESHEAR Jacqueline COLEMAN	0	0.00%	0	0.00%	35	34.65%	35	34.65%
	Adam H. EDELEN Gill HOLLAND	0	0.00%	0	0.00%	42	41.58%	42	41.58%
	Cast Votes:	0	0.00%	0	0.00%	101	99.02%	101	99.02%
	Over Votes:	0	0.00%	0	0.00%	0	0.00%	0	0.00%
	Under Votes:	0	0.00%	0	0.00%	1	0.98%	1	0.98%



Precinct Report — Unofficial
PRIMARY ELECTION HELD ON — OFFICIAL BALLOT FOR SHELBY COUNTY — May 21, 2019


Page 46 of 70

05/22/2019 03:13 PM

Total Number of Voters : 7,605 of 0 = 0.00%

Precincts Reporting 35 of 35 = 100.00%

Party	Candidate	Absentee		Early		Election		Total	
Precinct E102 (Ballots Cast: 210)									
SECRETARY of STATE, Vote For 1									
	Geoff SEBESTA	0	0.00%	0	0.00%	1	1.01%	1	1.01%
	Jason S. BELCHER	0	0.00%	0	0.00%	10	10.10%	10	10.10%
	Jason GRIFFITH	0	0.00%	0	0.00%	6	6.06%	6	6.06%
	Heather French HENRY	0	0.00%	0	0.00%	82	82.83%	82	82.83%
	Cast Votes:	0	0.00%	0	0.00%	99	97.06%	99	97.06%
	Over Votes:	0	0.00%	0	0.00%	0	0.00%	0	0.00%
	Under Votes:	0	0.00%	0	0.00%	3	2.94%	3	2.94%
AUDITOR of PUBLIC ACCOUNTS, Vote For 1									
	Chris TOBE	0	0.00%	0	0.00%	15	16.30%	15	16.30%
	Kelsey Hayes COOTS	0	0.00%	0	0.00%	39	42.39%	39	42.39%
	Drew CURTIS	0	0.00%	0	0.00%	4	4.35%	4	4.35%
	Sheri DONAHUE	0	0.00%	0	0.00%	34	36.96%	34	36.96%
	Cast Votes:	0	0.00%	0	0.00%	92	90.20%	92	90.20%
	Over Votes:	0	0.00%	0	0.00%	0	0.00%	0	0.00%
	Under Votes:	0	0.00%	0	0.00%	10	9.80%	10	9.80%
STATE TREASURER, Vote For 1									
	Josh MERS	0	0.00%	0	0.00%	23	27.06%	23	27.06%
	Michael BOWMAN	0	0.00%	0	0.00%	62	72.94%	62	72.94%
	Cast Votes:	0	0.00%	0	0.00%	85	83.33%	85	83.33%
	Over Votes:	0	0.00%	0	0.00%	0	0.00%	0	0.00%
	Under Votes:	0	0.00%	0	0.00%	17	16.67%	17	16.67%
COMMISSIONER of AGRICULTURE, Vote For 1									
	Joe TRIGG	0	0.00%	0	0.00%	47	51.65%	47	51.65%
	Robert Haley CONWAY	0	0.00%	0	0.00%	44	48.35%	44	48.35%
	Cast Votes:	0	0.00%	0	0.00%	91	89.22%	91	89.22%
	Over Votes:	0	0.00%	0	0.00%	0	0.00%	0	0.00%
	Under Votes:	0	0.00%	0	0.00%	11	10.78%	11	10.78%



Precinct Report — Unofficial
PRIMARY ELECTION HELD ON — OFFICIAL BALLOT FOR SHELBY COUNTY — May 21, 2019

Total Number of Voters : 7,605 of 0 = 0.00%

Precincts Reporting 35 of 35 = 100.00%

Party	Candidate	Absentee	Early	Election	Total
-------	-----------	----------	-------	----------	-------

Precinct E103 (Ballots Cast: 277)

GOVERNOR and LIEUTENANT GOVERNOR, Vote For 1

William E. WOODS Justin B. MILLER	0	0.00%	0	0.00%	9	6.77%	9	6.77%
Matthew G. BEVIN Ralph A. ALVARADO	0	0.00%	0	0.00%	86	64.66%	86	64.66%
Robert GOFORTH Michael T. HOGAN	0	0.00%	0	0.00%	37	27.82%	37	27.82%
Ike LAWRENCE James Anthony ROSE	0	0.00%	0	0.00%	1	0.75%	1	0.75%
Cast Votes:	0	0.00%	0	0.00%	133	100.00%	133	100.00%
Over Votes:	0	0.00%	0	0.00%	0	0.00%	0	0.00%
Under Votes:	0	0.00%	0	0.00%	0	0.00%	0	0.00%

SECRETARY of STATE, Vote For 1

Carl NETT	0	0.00%	0	0.00%	15	12.71%	15	12.71%
Michael G. ADAMS	0	0.00%	0	0.00%	43	36.44%	43	36.44%
Andrew ENGLISH	0	0.00%	0	0.00%	52	44.07%	52	44.07%
Stephen L. KNIPPER	0	0.00%	0	0.00%	8	6.78%	8	6.78%
Cast Votes:	0	0.00%	0	0.00%	118	88.72%	118	88.72%
Over Votes:	0	0.00%	0	0.00%	0	0.00%	0	0.00%
Under Votes:	0	0.00%	0	0.00%	15	11.28%	15	11.28%

ATTORNEY GENERAL, Vote For 1


Wil SCHRODER	0	0.00%	0	0.00%	39	33.05%	39	33.05%
Daniel CAMERON	0	0.00%	0	0.00%	79	66.95%	79	66.95%
Cast Votes:	0	0.00%	0	0.00%	118	88.72%	118	88.72%
Over Votes:	0	0.00%	0	0.00%	0	0.00%	0	0.00%
Under Votes:	0	0.00%	0	0.00%	15	11.28%	15	11.28%

COMMISSIONER of AGRICULTURE, Vote For 1

Ryan F. QUARLES	0	0.00%	0	0.00%	110	91.67%	110	91.67%
Bill POLYNIK	0	0.00%	0	0.00%	10	8.33%	10	8.33%
Cast Votes:	0	0.00%	0	0.00%	120	90.23%	120	90.23%
Over Votes:	0	0.00%	0	0.00%	0	0.00%	0	0.00%
Under Votes:	0	0.00%	0	0.00%	13	9.77%	13	9.77%

GOVERNOR and LIEUTENANT GOVERNOR, Vote For 1

Geoffrey M."Geoff" YOUNG Joshua N. "Josh" FRENCH	0	0.00%	0	0.00%	1	0.70%	1	0.70%
Rocky ADKINS Stephanie HORNE	0	0.00%	0	0.00%	45	31.47%	45	31.47%
Andy BESHEAR Jacqueline COLEMAN	0	0.00%	0	0.00%	41	28.67%	41	28.67%
Adam H. EDELEN Gill HOLLAND	0	0.00%	0	0.00%	56	39.16%	56	39.16%
Cast Votes:	0	0.00%	0	0.00%	143	99.31%	143	99.31%
Over Votes:	0	0.00%	0	0.00%	0	0.00%	0	0.00%
Under Votes:	0	0.00%	0	0.00%	1	0.69%	1	0.69%




Precinct Report — Unofficial
PRIMARY ELECTION HELD ON — OFFICIAL BALLOT FOR SHELBY COUNTY — May 21, 2019

Total Number of Voters : 7,605 of 0 = 0.00%

Precincts Reporting 35 of 35 = 100.00%

Party	Candidate	Absentee	Early	Election	Total
Precinct E103 (Ballots Cast: 277)					
SECRETARY of STATE, Vote For 1					
	Geoff SEBESTA	0 0.00%	0 0.00%	4 2.88%	4 2.88%
	Jason S. BELCHER	0 0.00%	0 0.00%	10 7.19%	10 7.19%
	Jason GRIFFITH	0 0.00%	0 0.00%	12 8.63%	12 8.63%
	Heather French HENRY	0 0.00%	0 0.00%	113 81.29%	113 81.29%
	Cast Votes:	0 0.00%	0 0.00%	139 96.53%	139 96.53%
	Over Votes:	0 0.00%	0 0.00%	0 0.00%	0 0.00%
	Under Votes:	0 0.00%	0 0.00%	5 3.47%	5 3.47%
AUDITOR of PUBLIC ACCOUNTS, Vote For 1					
	Chris TOBE	0 0.00%	0 0.00%	21 18.42%	21 18.42%
	Kelsey Hayes COOTS	0 0.00%	0 0.00%	40 35.09%	40 35.09%
	Drew CURTIS	0 0.00%	0 0.00%	16 14.04%	16 14.04%
	Sheri DONAHUE	0 0.00%	0 0.00%	37 32.46%	37 32.46%
	Cast Votes:	0 0.00%	0 0.00%	114 79.17%	114 79.17%
	Over Votes:	0 0.00%	0 0.00%	0 0.00%	0 0.00%
	Under Votes:	0 0.00%	0 0.00%	30 20.83%	30 20.83%
STATE TREASURER, Vote For 1					
	Josh MERS	0 0.00%	0 0.00%	34 31.19%	34 31.19%
	Michael BOWMAN	0 0.00%	0 0.00%	75 68.81%	75 68.81%
	Cast Votes:	0 0.00%	0 0.00%	109 75.69%	109 75.69%
	Over Votes:	0 0.00%	0 0.00%	0 0.00%	0 0.00%
	Under Votes:	0 0.00%	0 0.00%	35 24.31%	35 24.31%
COMMISSIONER of AGRICULTURE, Vote For 1					
	Joe TRIGG	0 0.00%	0 0.00%	62 54.87%	62 54.87%
	Robert Haley CONWAY	0 0.00%	0 0.00%	51 45.13%	51 45.13%
	Cast Votes:	0 0.00%	0 0.00%	113 78.47%	113 78.47%
	Over Votes:	0 0.00%	0 0.00%	0 0.00%	0 0.00%
	Under Votes:	0 0.00%	0 0.00%	31 21.53%	31 21.53%




Precinct Report — Unofficial
PRIMARY ELECTION HELD ON — OFFICIAL BALLOT FOR SHELBY COUNTY — May 21, 2019

Total Number of Voters : 7,605 of 0 = 0.00%

Precincts Reporting 35 of 35 = 100.00%

Party	Candidate	Absentee	Early	Election	Total
Precinct E104 (Ballots Cast: 129)					
GOVERNOR and LIEUTENANT GOVERNOR, Vote For 1					
	William E. WOODS Justin B. MILLER	0 0.00%	0 0.00%	3 4.35%	3 4.35%
	Matthew G. BEVIN Ralph A. ALVARADO	0 0.00%	0 0.00%	51 73.91%	51 73.91%
	Robert GOFORTH Michael T. HOGAN	0 0.00%	0 0.00%	14 20.29%	14 20.29%
	Ike LAWRENCE James Anthony ROSE	0 0.00%	0 0.00%	1 1.45%	1 1.45%
	Cast Votes:	0 0.00%	0 0.00%	69 100.00%	69 100.00%
	Over Votes:	0 0.00%	0 0.00%	0 0.00%	0 0.00%
	Under Votes:	0 0.00%	0 0.00%	0 0.00%	0 0.00%
SECRETARY of STATE, Vote For 1					
	Carl NETT	0 0.00%	0 0.00%	11 19.30%	11 19.30%
	Michael G. ADAMS	0 0.00%	0 0.00%	24 42.11%	24 42.11%
	Andrew ENGLISH	0 0.00%	0 0.00%	21 36.84%	21 36.84%
	Stephen L. KNIPPER	0 0.00%	0 0.00%	1 1.75%	1 1.75%
	Cast Votes:	0 0.00%	0 0.00%	57 82.61%	57 82.61%
	Over Votes:	0 0.00%	0 0.00%	0 0.00%	0 0.00%
	Under Votes:	0 0.00%	0 0.00%	12 17.39%	12 17.39%
ATTORNEY GENERAL, Vote For 1					
	Wii SCHRODER	0 0.00%	0 0.00%	24 38.10%	24 38.10%
	Daniel CAMERON	0 0.00%	0 0.00%	39 61.90%	39 61.90%
	Cast Votes:	0 0.00%	0 0.00%	63 91.30%	63 91.30%
	Over Votes:	0 0.00%	0 0.00%	0 0.00%	0 0.00%
	Under Votes:	0 0.00%	0 0.00%	6 8.70%	6 8.70%
COMMISSIONER of AGRICULTURE, Vote For 1					
	Ryan F. QUARLES	0 0.00%	0 0.00%	57 91.94%	57 91.94%
	Bill POLYNIK	0 0.00%	0 0.00%	5 8.06%	5 8.06%
	Cast Votes:	0 0.00%	0 0.00%	62 89.86%	62 89.86%
	Over Votes:	0 0.00%	0 0.00%	0 0.00%	0 0.00%
	Under Votes:	0 0.00%	0 0.00%	7 10.14%	7 10.14%
GOVERNOR and LIEUTENANT GOVERNOR, Vote For 1					
	Geoffrey M."Geoff" YOUNG Joshua N. "Josh" FRENCH	0 0.00%	0 0.00%	4 6.67%	4 6.67%
	Rocky ADKINS Stephanie HORNE	0 0.00%	0 0.00%	18 30.00%	18 30.00%
	Andy BESHEAR Jacqueline COLEMAN	0 0.00%	0 0.00%	23 38.33%	23 38.33%
	Adam H. EDELEN Gill HOLLAND	0 0.00%	0 0.00%	15 25.00%	15 25.00%
	Cast Votes:	0 0.00%	0 0.00%	60 100.00%	60 100.00%
	Over Votes:	0 0.00%	0 0.00%	0 0.00%	0 0.00%
	Under Votes:	0 0.00%	0 0.00%	0 0.00%	0 0.00%




Precinct Report — Unofficial
PRIMARY ELECTION HELD ON — OFFICIAL BALLOT FOR SHELBY COUNTY — May 21, 2019

Total Number of Voters : 7,605 of 0 = 0.00%

Precincts Reporting 35 of 35 = 100.00%

Party	Candidate	Absentee		Early		Election		Total	
Precinct E104 (Ballots Cast: 129)									
SECRETARY of STATE, Vote For 1									
	Geoff SEBESTA	0	0.00%	0	0.00%	2	3.64%	2	3.64%
	Jason S. BELCHER	0	0.00%	0	0.00%	7	12.73%	7	12.73%
	Jason GRIFFITH	0	0.00%	0	0.00%	4	7.27%	4	7.27%
	Heather French HENRY	0	0.00%	0	0.00%	42	76.36%	42	76.36%
	Cast Votes:	0	0.00%	0	0.00%	55	91.67%	55	91.67%
	Over Votes:	0	0.00%	0	0.00%	0	0.00%	0	0.00%
	Under Votes:	0	0.00%	0	0.00%	5	8.33%	5	8.33%
AUDITOR of PUBLIC ACCOUNTS, Vote For 1									
	Chris TOBE	0	0.00%	0	0.00%	5	10.42%	5	10.42%
	Kelsey Hayes COOTS	0	0.00%	0	0.00%	16	33.33%	16	33.33%
	Drew CURTIS	0	0.00%	0	0.00%	4	8.33%	4	8.33%
	Sheri DONAHUE	0	0.00%	0	0.00%	23	47.92%	23	47.92%
	Cast Votes:	0	0.00%	0	0.00%	48	80.00%	48	80.00%
	Over Votes:	0	0.00%	0	0.00%	0	0.00%	0	0.00%
	Under Votes:	0	0.00%	0	0.00%	12	20.00%	12	20.00%
STATE TREASURER, Vote For 1									
	Josh MERS	0	0.00%	0	0.00%	17	34.00%	17	34.00%
	Michael BOWMAN	0	0.00%	0	0.00%	33	66.00%	33	66.00%
	Cast Votes:	0	0.00%	0	0.00%	50	83.33%	50	83.33%
	Over Votes:	0	0.00%	0	0.00%	0	0.00%	0	0.00%
	Under Votes:	0	0.00%	0	0.00%	10	16.67%	10	16.67%
COMMISSIONER of AGRICULTURE, Vote For 1									
	Joe TRIGG	0	0.00%	0	0.00%	21	41.18%	21	41.18%
	Robert Haley CONWAY	0	0.00%	0	0.00%	30	58.82%	30	58.82%
	Cast Votes:	0	0.00%	0	0.00%	51	85.00%	51	85.00%
	Over Votes:	0	0.00%	0	0.00%	0	0.00%	0	0.00%
	Under Votes:	0	0.00%	0	0.00%	9	15.00%	9	15.00%



Precinct Report — Unofficial
PRIMARY ELECTION HELD ON — OFFICIAL BALLOT FOR SHELBY COUNTY — May 21, 2019

Total Number of Voters : 7,605 of 0 = 0.00%

Precincts Reporting 35 of 35 = 100.00%

Party	Candidate	Absentee	Early	Election	Total
Precinct E105 (Ballots Cast: 45)					
GOVERNOR and LIEUTENANT GOVERNOR, Vote For 1					
	William E. WOODS Justin B. MILLER	0 0.00%	0 0.00%	0 0.00%	0 0.00%
	Matthew G. BEVIN Ralph A. ALVARADO	0 0.00%	0 0.00%	13 72.22%	13 72.22%
	Robert GOFORTH Michael T. HOGAN	0 0.00%	0 0.00%	5 27.78%	5 27.78%
	Ike LAWRENCE James Anthony ROSE	0 0.00%	0 0.00%	0 0.00%	0 0.00%
	Cast Votes:	0 0.00%	0 0.00%	18 100.00%	18 100.00%
	Over Votes:	0 0.00%	0 0.00%	0 0.00%	0 0.00%
	Under Votes:	0 0.00%	0 0.00%	0 0.00%	0 0.00%
SECRETARY of STATE, Vote For 1					
	Carl NETT	0 0.00%	0 0.00%	1 7.14%	1 7.14%
	Michael G. ADAMS	0 0.00%	0 0.00%	6 42.86%	6 42.86%
	Andrew ENGLISH	0 0.00%	0 0.00%	4 28.57%	4 28.57%
	Stephen L. KNIPPER	0 0.00%	0 0.00%	3 21.43%	3 21.43%
	Cast Votes:	0 0.00%	0 0.00%	14 77.78%	14 77.78%
	Over Votes:	0 0.00%	0 0.00%	0 0.00%	0 0.00%
	Under Votes:	0 0.00%	0 0.00%	4 22.22%	4 22.22%
ATTORNEY GENERAL, Vote For 1					
	Wil SCHRODER	0 0.00%	0 0.00%	3 20.00%	3 20.00%
	Daniel CAMERON	0 0.00%	0 0.00%	12 80.00%	12 80.00%
	Cast Votes:	0 0.00%	0 0.00%	15 83.33%	15 83.33%
	Over Votes:	0 0.00%	0 0.00%	0 0.00%	0 0.00%
	Under Votes:	0 0.00%	0 0.00%	3 16.67%	3 16.67%
COMMISSIONER of AGRICULTURE, Vote For 1					
	Ryan F. QUARLES	0 0.00%	0 0.00%	14 93.33%	14 93.33%
	Bill POLYNIAK	0 0.00%	0 0.00%	1 6.67%	1 6.67%
	Cast Votes:	0 0.00%	0 0.00%	15 83.33%	15 83.33%
	Over Votes:	0 0.00%	0 0.00%	0 0.00%	0 0.00%
	Under Votes:	0 0.00%	0 0.00%	3 16.67%	3 16.67%
GOVERNOR and LIEUTENANT GOVERNOR, Vote For 1					
	Geoffrey M. "Geoff" YOUNG Joshua N. "Josh" FRENCH	0 0.00%	0 0.00%	0 0.00%	0 0.00%
	Rocky ADKINS Stephanie HORNE	0 0.00%	0 0.00%	9 33.33%	9 33.33%
	Andy BESHEAR Jacqueline COLEMAN	0 0.00%	0 0.00%	10 37.04%	10 37.04%
	Adam H. EDELEN Gill HOLLAND	0 0.00%	0 0.00%	8 29.63%	8 29.63%
	Cast Votes:	0 0.00%	0 0.00%	27 100.00%	27 100.00%
	Over Votes:	0 0.00%	0 0.00%	0 0.00%	0 0.00%
	Under Votes:	0 0.00%	0 0.00%	0 0.00%	0 0.00%

RECEIVED
MAY 28 2019

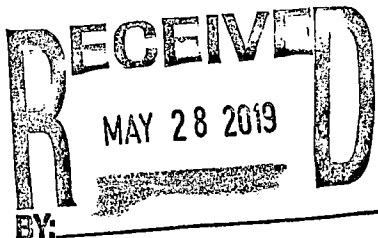
BY: _____

Precinct Report — Unofficial
PRIMARY ELECTION HELD ON — OFFICIAL BALLOT FOR SHELBY COUNTY — May 21, 2019

Total Number of Voters : 7,605 of 0 = 0.00%

Precincts Reporting 35 of 35 = 100.00%

Party	Candidate	Absentee		Early		Election		Total	
Precinct E105 (Ballots Cast: 45)									
SECRETARY of STATE, Vote For 1									
	Geoff SEBESTA	0	0.00%	0	0.00%	0	0.00%	0	0.00%
	Jason S. BELCHER	0	0.00%	0	0.00%	6	24.00%	6	24.00%
	Jason GRIFFITH	0	0.00%	0	0.00%	2	8.00%	2	8.00%
	Heather French HENRY	0	0.00%	0	0.00%	17	68.00%	17	68.00%
	Cast Votes:	0	0.00%	0	0.00%	25	92.59%	25	92.59%
	Over Votes:	0	0.00%	0	0.00%	0	0.00%	0	0.00%
	Under Votes:	0	0.00%	0	0.00%	2	7.41%	2	7.41%
AUDITOR of PUBLIC ACCOUNTS, Vote For 1									
	Chris TOBE	0	0.00%	0	0.00%	5	23.81%	5	23.81%
	Kelsey Hayes COOTS	0	0.00%	0	0.00%	5	23.81%	5	23.81%
	Drew CURTIS	0	0.00%	0	0.00%	2	9.52%	2	9.52%
	Sheri DONAHUE	0	0.00%	0	0.00%	9	42.86%	9	42.86%
	Cast Votes:	0	0.00%	0	0.00%	21	77.78%	21	77.78%
	Over Votes:	0	0.00%	0	0.00%	0	0.00%	0	0.00%
	Under Votes:	0	0.00%	0	0.00%	6	22.22%	6	22.22%
STATE TREASURER, Vote For 1									
	Josh MERS	0	0.00%	0	0.00%	2	12.50%	2	12.50%
	Michael BOWMAN	0	0.00%	0	0.00%	14	87.50%	14	87.50%
	Cast Votes:	0	0.00%	0	0.00%	16	59.26%	16	59.26%
	Over Votes:	0	0.00%	0	0.00%	0	0.00%	0	0.00%
	Under Votes:	0	0.00%	0	0.00%	11	40.74%	11	40.74%
COMMISSIONER of AGRICULTURE, Vote For 1									
	Joe TRIGG	0	0.00%	0	0.00%	7	36.84%	7	36.84%
	Robert Haley CONWAY	0	0.00%	0	0.00%	12	63.16%	12	63.16%
	Cast Votes:	0	0.00%	0	0.00%	19	70.37%	19	70.37%
	Over Votes:	0	0.00%	0	0.00%	0	0.00%	0	0.00%
	Under Votes:	0	0.00%	0	0.00%	8	29.63%	8	29.63%




Precinct Report — Unofficial
PRIMARY ELECTION HELD ON — OFFICIAL BALLOT FOR SHELBY COUNTY — May 21, 2019

Total Number of Voters : 7,605 of 0 = 0.00%

Precincts Reporting 35 of 35 = 100.00%

Party	Candidate	Absentee	Early	Election	Total
Precinct F101 (Ballots Cast: 264)					
GOVERNOR and LIEUTENANT GOVERNOR, Vote For 1					
	William E. WOODS Justin B. MILLER	0 0.00%	0 0.00%	9 5.70%	9 5.70%
	Matthew G. BEVIN Ralph A. ALVARADO	0 0.00%	0 0.00%	117 74.05%	117 74.05%
	Robert GOFORTH Michael T. HOGAN	0 0.00%	0 0.00%	31 19.62%	31 19.62%
	Ike LAWRENCE James Anthony ROSE	0 0.00%	0 0.00%	1 0.63%	1 0.63%
	Cast Votes:	0 0.00%	0 0.00%	158 99.37%	158 99.37%
	Over Votes:	0 0.00%	0 0.00%	0 0.00%	0 0.00%
	Under Votes:	0 0.00%	0 0.00%	1 0.63%	1 0.63%
SECRETARY of STATE, Vote For 1					
	Carl NETT	0 0.00%	0 0.00%	25 18.25%	25 18.25%
	Michael G. ADAMS	0 0.00%	0 0.00%	64 46.72%	64 46.72%
	Andrew ENGLISH	0 0.00%	0 0.00%	32 23.36%	32 23.36%
	Stephen L. KNIPPER	0 0.00%	0 0.00%	16 11.68%	16 11.68%
	Cast Votes:	0 0.00%	0 0.00%	137 86.16%	137 86.16%
	Over Votes:	0 0.00%	0 0.00%	0 0.00%	0 0.00%
	Under Votes:	0 0.00%	0 0.00%	22 13.84%	22 13.84%
ATTORNEY GENERAL, Vote For 1					
	Wil SCHRODER	0 0.00%	0 0.00%	52 35.86%	52 35.86%
	Daniel CAMERON	0 0.00%	0 0.00%	93 64.14%	93 64.14%
	Cast Votes:	0 0.00%	0 0.00%	145 91.19%	145 91.19%
	Over Votes:	0 0.00%	0 0.00%	0 0.00%	0 0.00%
	Under Votes:	0 0.00%	0 0.00%	14 8.81%	14 8.81%
COMMISSIONER of AGRICULTURE, Vote For 1					
	Ryan F. QUARLES	0 0.00%	0 0.00%	138 92.62%	138 92.62%
	Bill POLYNYAK	0 0.00%	0 0.00%	11 7.38%	11 7.38%
	Cast Votes:	0 0.00%	0 0.00%	149 93.71%	149 93.71%
	Over Votes:	0 0.00%	0 0.00%	0 0.00%	0 0.00%
	Under Votes:	0 0.00%	0 0.00%	10 6.29%	10 6.29%
GOVERNOR and LIEUTENANT GOVERNOR, Vote For 1					
	Geoffrey M."Geoff" YOUNG Joshua N. "Josh" FRENCH	0 0.00%	0 0.00%	3 2.86%	3 2.86%
	Rocky ADKINS Stephanie HORNE	0 0.00%	0 0.00%	14 13.33%	14 13.33%
	Andy BESHEAR Jacqueline COLEMAN	0 0.00%	0 0.00%	40 38.10%	40 38.10%
	Adam H. EDELEN Gill HOLLAND	0 0.00%	0 0.00%	48 45.71%	48 45.71%
	Cast Votes:	0 0.00%	0 0.00%	105 100.00%	105 100.00%
	Over Votes:	0 0.00%	0 0.00%	0 0.00%	0 0.00%
	Under Votes:	0 0.00%	0 0.00%	0 0.00%	0 0.00%


BY:  MAY 28 2019

Precinct Report — Unofficial
PRIMARY ELECTION HELD ON — OFFICIAL BALLOT FOR SHELBY COUNTY — May 21, 2019

Total Number of Voters : 7,605 of 0 = 0.00%

Precincts Reporting 35 of 35 = 100.00%

Party	Candidate	Absentee	Early	Election	Total
Precinct F101 (Ballots Cast: 264)					
SECRETARY of STATE, Vote For 1					
	Geoff SEBESTA	0 0.00%	0 0.00%	2 1.98%	2 1.98%
	Jason S. BELCHER	0 0.00%	0 0.00%	12 11.88%	12 11.88%
	Jason GRIFFITH	0 0.00%	0 0.00%	5 4.95%	5 4.95%
	Heather French HENRY	0 0.00%	0 0.00%	82 81.19%	82 81.19%
	Cast Votes:	0 0.00%	0 0.00%	101 96.19%	101 96.19%
	Over Votes:	0 0.00%	0 0.00%	0 0.00%	0 0.00%
	Under Votes:	0 0.00%	0 0.00%	4 3.81%	4 3.81%
AUDITOR of PUBLIC ACCOUNTS, Vote For 1					
	Chris TOBE	0 0.00%	0 0.00%	19 21.11%	19 21.11%
	Kelsey Hayes COOTS	0 0.00%	0 0.00%	24 26.67%	24 26.67%
	Drew CURTIS	0 0.00%	0 0.00%	10 11.11%	10 11.11%
	Sheri DONAHUE	0 0.00%	0 0.00%	37 41.11%	37 41.11%
	Cast Votes:	0 0.00%	0 0.00%	90 85.71%	90 85.71%
	Over Votes:	0 0.00%	0 0.00%	0 0.00%	0 0.00%
	Under Votes:	0 0.00%	0 0.00%	15 14.29%	15 14.29%
STATE TREASURER, Vote For 1					
	Josh MERS	0 0.00%	0 0.00%	32 35.96%	32 35.96%
	Michael BOWMAN	0 0.00%	0 0.00%	57 64.04%	57 64.04%
	Cast Votes:	0 0.00%	0 0.00%	89 84.76%	89 84.76%
	Over Votes:	0 0.00%	0 0.00%	0 0.00%	0 0.00%
	Under Votes:	0 0.00%	0 0.00%	16 15.24%	16 15.24%
COMMISSIONER of AGRICULTURE, Vote For 1					
	Joe TRIGG	0 0.00%	0 0.00%	43 47.25%	43 47.25%
	Robert Haley CONWAY	0 0.00%	0 0.00%	48 52.75%	48 52.75%
	Cast Votes:	0 0.00%	0 0.00%	91 86.67%	91 86.67%
	Over Votes:	0 0.00%	0 0.00%	0 0.00%	0 0.00%
	Under Votes:	0 0.00%	0 0.00%	14 13.33%	14 13.33%




Precinct Report — Unofficial
PRIMARY ELECTION HELD ON — OFFICIAL BALLOT FOR SHELBY COUNTY — May 21, 2019

Total Number of Voters : 7,605 of 0 = 0.00%

Precincts Reporting 35 of 35 = 100.00%

Party	Candidate	Absentee	Early	Election	Total
Precinct F102 (Ballots Cast: 291)					
GOVERNOR and LIEUTENANT GOVERNOR, Vote For 1					
	William E. WOODS Justin B. MILLER	0 0.00%	0 0.00%	10 7.41%	10 7.41%
	Matthew G. BEVIN Ralph A. ALVARADO	0 0.00%	0 0.00%	87 64.44%	87 64.44%
	Robert GOFORTH Michael T. HOGAN	0 0.00%	0 0.00%	35 25.93%	35 25.93%
	Ike LAWRENCE James Anthony ROSE	0 0.00%	0 0.00%	3 2.22%	3 2.22%
	Cast Votes:	0 0.00%	0 0.00%	135 100.00%	135 100.00%
	Over Votes:	0 0.00%	0 0.00%	0 0.00%	0 0.00%
	Under Votes:	0 0.00%	0 0.00%	0 0.00%	0 0.00%
SECRETARY of STATE, Vote For 1					
	Carl NETT	0 0.00%	0 0.00%	14 11.97%	14 11.97%
	Michael G. ADAMS	0 0.00%	0 0.00%	49 41.88%	49 41.88%
	Andrew ENGLISH	0 0.00%	0 0.00%	35 29.91%	35 29.91%
	Stephen L. KNIPPER	0 0.00%	0 0.00%	19 16.24%	19 16.24%
	Cast Votes:	0 0.00%	0 0.00%	117 86.67%	117 86.67%
	Over Votes:	0 0.00%	0 0.00%	0 0.00%	0 0.00%
	Under Votes:	0 0.00%	0 0.00%	18 13.33%	18 13.33%
ATTORNEY GENERAL, Vote For 1					
	Wil SCHRODER	0 0.00%	0 0.00%	49 38.89%	49 38.89%
	Daniel CAMERON	0 0.00%	0 0.00%	77 61.11%	77 61.11%
	Cast Votes:	0 0.00%	0 0.00%	126 93.33%	126 93.33%
	Over Votes:	0 0.00%	0 0.00%	0 0.00%	0 0.00%
	Under Votes:	0 0.00%	0 0.00%	9 6.67%	9 6.67%
COMMISSIONER of AGRICULTURE, Vote For 1					
	Ryan F. QUARLES	0 0.00%	0 0.00%	103 87.29%	103 87.29%
	Bill POLYNIK	0 0.00%	0 0.00%	15 12.71%	15 12.71%
	Cast Votes:	0 0.00%	0 0.00%	118 87.41%	118 87.41%
	Over Votes:	0 0.00%	0 0.00%	0 0.00%	0 0.00%
	Under Votes:	0 0.00%	0 0.00%	17 12.59%	17 12.59%
GOVERNOR and LIEUTENANT GOVERNOR, Vote For 1					
	Geoffrey M. "Geoff" YOUNG Joshua N. "Josh" FRENCH	0 0.00%	0 0.00%	5 3.21%	5 3.21%
	Rocky ADKINS Stephanie HORNE	0 0.00%	0 0.00%	41 26.28%	41 26.28%
	Andy BESHEAR Jacqueline COLEMAN	0 0.00%	0 0.00%	54 34.62%	54 34.62%
	Adam H. EDELEN Gill HOLLAND	0 0.00%	0 0.00%	56 35.90%	56 35.90%
	Cast Votes:	0 0.00%	0 0.00%	156 100.00%	156 100.00%
	Over Votes:	0 0.00%	0 0.00%	0 0.00%	0 0.00%
	Under Votes:	0 0.00%	0 0.00%	0 0.00%	0 0.00%



Precinct Report — Unofficial
PRIMARY ELECTION HELD ON — OFFICIAL BALLOT FOR SHELBY COUNTY — May 21, 2019


Page 56 of 70

05/22/2019 03:13 PM

Total Number of Voters : 7,605 of 0 = 0.00%

Precincts Reporting 35 of 35 = 100.00%

Party	Candidate	Absentee		Early		Election		Total	
Precinct F102 (Ballots Cast: 291)									
SECRETARY of STATE, Vote For 1									
	Geoff SEBESTA	0	0.00%	0	0.00%	3	2.01%	3	2.01%
	Jason S. BELCHER	0	0.00%	0	0.00%	14	9.40%	14	9.40%
	Jason GRIFFITH	0	0.00%	0	0.00%	11	7.38%	11	7.38%
	Heather French HENRY	0	0.00%	0	0.00%	121	81.21%	121	81.21%
	Cast Votes:	0	0.00%	0	0.00%	149	95.51%	149	95.51%
	Over Votes:	0	0.00%	0	0.00%	0	0.00%	0	0.00%
	Under Votes:	0	0.00%	0	0.00%	7	4.49%	7	4.49%
AUDITOR of PUBLIC ACCOUNTS, Vote For 1									
	Chris TOBE	0	0.00%	0	0.00%	16	12.21%	16	12.21%
	Kelsey Hayes COOTS	0	0.00%	0	0.00%	37	28.24%	37	28.24%
	Drew CURTIS	0	0.00%	0	0.00%	16	12.21%	16	12.21%
	Sheri DONAHUE	0	0.00%	0	0.00%	62	47.33%	62	47.33%
	Cast Votes:	0	0.00%	0	0.00%	131	83.97%	131	83.97%
	Over Votes:	0	0.00%	0	0.00%	0	0.00%	0	0.00%
	Under Votes:	0	0.00%	0	0.00%	25	16.03%	25	16.03%
STATE TREASURER, Vote For 1									
	Josh MERS	0	0.00%	0	0.00%	43	34.96%	43	34.96%
	Michael BOWMAN	0	0.00%	0	0.00%	80	65.04%	80	65.04%
	Cast Votes:	0	0.00%	0	0.00%	123	78.85%	123	78.85%
	Over Votes:	0	0.00%	0	0.00%	0	0.00%	0	0.00%
	Under Votes:	0	0.00%	0	0.00%	33	21.15%	33	21.15%
COMMISSIONER of AGRICULTURE, Vote For 1									
	Joe TRIGG	0	0.00%	0	0.00%	62	47.69%	62	47.69%
	Robert Haley CONWAY	0	0.00%	0	0.00%	68	52.31%	68	52.31%
	Cast Votes:	0	0.00%	0	0.00%	130	83.33%	130	83.33%
	Over Votes:	0	0.00%	0	0.00%	0	0.00%	0	0.00%
	Under Votes:	0	0.00%	0	0.00%	26	16.67%	26	16.67%



Precinct Report — Unofficial
PRIMARY ELECTION HELD ON — OFFICIAL BALLOT FOR SHELBY COUNTY — May 21, 2019

Page 57 of 70

05/22/2019 03:13 PM

Total Number of Voters : 7,605 of 0 = 0.00%

Precincts Reporting 35 of 35 = 100.00%

Party	Candidate	Absentee		Early		Election		Total	
Precinct F103 (Ballots Cast: 156)									
GOVERNOR and LIEUTENANT GOVERNOR, Vote For 1									
	William E. WOODS Justin B. MILLER	0	0.00%	0	0.00%	11	12.94%	11	12.94%
	Matthew G. BEVIN Ralph A. ALVARADO	0	0.00%	0	0.00%	46	54.12%	46	54.12%
	Robert GOFORTH Michael T. HOGAN	0	0.00%	0	0.00%	27	31.76%	27	31.76%
	Ike LAWRENCE James Anthony ROSE	0	0.00%	0	0.00%	1	1.18%	1	1.18%
	Cast Votes:	0	0.00%	0	0.00%	85	98.84%	85	98.84%
	Over Votes:	0	0.00%	0	0.00%	0	0.00%	0	0.00%
	Under Votes:	0	0.00%	0	0.00%	1	1.16%	1	1.16%
SECRETARY of STATE, Vote For 1									
	Carl NETT	0	0.00%	0	0.00%	19	25.33%	19	25.33%
	Michael G. ADAMS	0	0.00%	0	0.00%	27	36.00%	27	36.00%
	Andrew ENGLISH	0	0.00%	0	0.00%	23	30.67%	23	30.67%
	Stephen L. KNIPPER	0	0.00%	0	0.00%	6	8.00%	6	8.00%
	Cast Votes:	0	0.00%	0	0.00%	75	87.21%	75	87.21%
	Over Votes:	0	0.00%	0	0.00%	0	0.00%	0	0.00%
	Under Votes:	0	0.00%	0	0.00%	11	12.79%	11	12.79%
ATTORNEY GENERAL, Vote For 1									
	Wil SCHRODER	0	0.00%	0	0.00%	37	48.05%	37	48.05%
	Daniel CAMERON	0	0.00%	0	0.00%	40	51.95%	40	51.95%
	Cast Votes:	0	0.00%	0	0.00%	77	89.53%	77	89.53%
	Over Votes:	0	0.00%	0	0.00%	0	0.00%	0	0.00%
	Under Votes:	0	0.00%	0	0.00%	9	10.47%	9	10.47%
COMMISSIONER of AGRICULTURE, Vote For 1									
	Ryan F. QUARLES	0	0.00%	0	0.00%	69	88.46%	69	88.46%
	Bill POLYNYAK	0	0.00%	0	0.00%	9	11.54%	9	11.54%
	Cast Votes:	0	0.00%	0	0.00%	78	90.70%	78	90.70%
	Over Votes:	0	0.00%	0	0.00%	0	0.00%	0	0.00%
	Under Votes:	0	0.00%	0	0.00%	8	9.30%	8	9.30%
GOVERNOR and LIEUTENANT GOVERNOR, Vote For 1									
	Geoffrey M."Geoff" YOUNG Joshua N. "Josh" FRENCH	0	0.00%	0	0.00%	2	2.86%	2	2.86%
	Rocky ADKINS Stephanie HORNE	0	0.00%	0	0.00%	18	25.71%	18	25.71%
	Andy BESHEAR Jacqueline COLEMAN	0	0.00%	0	0.00%	31	44.29%	31	44.29%
	Adam H. EDELEN Gill HOLLAND	0	0.00%	0	0.00%	19	27.14%	19	27.14%
	Cast Votes:	0	0.00%	0	0.00%	70	100.00%	70	100.00%
	Over Votes:	0	0.00%	0	0.00%	0	0.00%	0	0.00%
	Under Votes:	0	0.00%	0	0.00%	0	0.00%	0	0.00%


RECEIVED
MAY 28 2019
 BY: _____

Precinct Report — Unofficial
PRIMARY ELECTION HELD ON — OFFICIAL BALLOT FOR SHELBY COUNTY — May 21, 2019

Total Number of Voters : 7,605 of 0 = 0.00%

Precincts Reporting 35 of 35 = 100.00%

Party	Candidate	Absentee		Early		Election		Total	
Precinct F103 (Ballots Cast: 156)									
SECRETARY of STATE, Vote For 1									
	Geoff SEBESTA	0	0.00%	0	0.00%	1	1.49%	1	1.49%
	Jason S. BELCHER	0	0.00%	0	0.00%	9	13.43%	9	13.43%
	Jason GRIFFITH	0	0.00%	0	0.00%	6	8.96%	6	8.96%
	Heather French HENRY	0	0.00%	0	0.00%	51	76.12%	51	76.12%
	Cast Votes:	0	0.00%	0	0.00%	67	95.71%	67	95.71%
	Over Votes:	0	0.00%	0	0.00%	0	0.00%	0	0.00%
	Under Votes:	0	0.00%	0	0.00%	3	4.29%	3	4.29%
AUDITOR of PUBLIC ACCOUNTS, Vote For 1									
	Chris TOBE	0	0.00%	0	0.00%	8	12.90%	8	12.90%
	Kelsey Hayes COOTS	0	0.00%	0	0.00%	19	30.65%	19	30.65%
	Drew CURTIS	0	0.00%	0	0.00%	5	8.06%	5	8.06%
	Sheri DONAHUE	0	0.00%	0	0.00%	30	48.39%	30	48.39%
	Cast Votes:	0	0.00%	0	0.00%	62	88.57%	62	88.57%
	Over Votes:	0	0.00%	0	0.00%	0	0.00%	0	0.00%
	Under Votes:	0	0.00%	0	0.00%	8	11.43%	8	11.43%
STATE TREASURER, Vote For 1									
	Josh MERS	0	0.00%	0	0.00%	18	29.51%	18	29.51%
	Michael BOWMAN	0	0.00%	0	0.00%	43	70.49%	43	70.49%
	Cast Votes:	0	0.00%	0	0.00%	61	87.14%	61	87.14%
	Over Votes:	0	0.00%	0	0.00%	0	0.00%	0	0.00%
	Under Votes:	0	0.00%	0	0.00%	9	12.86%	9	12.86%
COMMISSIONER of AGRICULTURE, Vote For 1									
	Joe TRIGG	0	0.00%	0	0.00%	27	41.54%	27	41.54%
	Robert Haley CONWAY	0	0.00%	0	0.00%	38	58.46%	38	58.46%
	Cast Votes:	0	0.00%	0	0.00%	65	92.86%	65	92.86%
	Over Votes:	0	0.00%	0	0.00%	0	0.00%	0	0.00%
	Under Votes:	0	0.00%	0	0.00%	5	7.14%	5	7.14%



Precinct Report — Unofficial
PRIMARY ELECTION HELD ON — OFFICIAL BALLOT FOR SHELBY COUNTY — May 21, 2019


Page 59 of 70

05/22/2019 03:13 PM

Total Number of Voters : 7,605 of 0 = 0.00%

Precincts Reporting 35 of 35 = 100.00%

Party	Candidate	Absentee	Early	Election	Total
Precinct F104 (Ballots Cast: 112)					
GOVERNOR and LIEUTENANT GOVERNOR, Vote For 1					
	William E. WOODS Justin B. MILLER	0 0.00%	0 0.00%	4 6.45%	4 6.45%
	Matthew G. BEVIN Ralph A. ALVARADO	0 0.00%	0 0.00%	48 77.42%	48 77.42%
	Robert GOFORTH Michael T. HOGAN	0 0.00%	0 0.00%	7 11.29%	7 11.29%
	Ike LAWRENCE James Anthony ROSE	0 0.00%	0 0.00%	3 4.84%	3 4.84%
	Cast Votes:	0 0.00%	0 0.00%	62 100.00%	62 100.00%
	Over Votes:	0 0.00%	0 0.00%	0 0.00%	0 0.00%
	Under Votes:	0 0.00%	0 0.00%	0 0.00%	0 0.00%
SECRETARY of STATE, Vote For 1					
	Carl NETT	0 0.00%	0 0.00%	11 21.57%	11 21.57%
	Michael G. ADAMS	0 0.00%	0 0.00%	20 39.22%	20 39.22%
	Andrew ENGLISH	0 0.00%	0 0.00%	13 25.49%	13 25.49%
	Stephen L. KNIPPER	0 0.00%	0 0.00%	7 13.73%	7 13.73%
	Cast Votes:	0 0.00%	0 0.00%	51 82.26%	51 82.26%
	Over Votes:	0 0.00%	0 0.00%	0 0.00%	0 0.00%
	Under Votes:	0 0.00%	0 0.00%	11 17.74%	11 17.74%
ATTORNEY GENERAL, Vote For 1					
	Wil SCHRODER	0 0.00%	0 0.00%	26 45.61%	26 45.61%
	Daniel CAMERON	0 0.00%	0 0.00%	31 54.39%	31 54.39%
	Cast Votes:	0 0.00%	0 0.00%	57 91.94%	57 91.94%
	Over Votes:	0 0.00%	0 0.00%	0 0.00%	0 0.00%
	Under Votes:	0 0.00%	0 0.00%	5 8.06%	5 8.06%
COMMISSIONER of AGRICULTURE, Vote For 1					
	Ryan F. QUARLES	0 0.00%	0 0.00%	52 92.86%	52 92.86%
	Bill POLYNIK	0 0.00%	0 0.00%	4 7.14%	4 7.14%
	Cast Votes:	0 0.00%	0 0.00%	56 90.32%	56 90.32%
	Over Votes:	0 0.00%	0 0.00%	0 0.00%	0 0.00%
	Under Votes:	0 0.00%	0 0.00%	6 9.68%	6 9.68%
GOVERNOR and LIEUTENANT GOVERNOR, Vote For 1					
	Geoffrey M."Geoff" YOUNG Joshua N. "Josh" FRENCH	0 0.00%	0 0.00%	1 2.00%	1 2.00%
	Rocky ADKINS Stephanie HORNE	0 0.00%	0 0.00%	3 6.00%	3 6.00%
	Andy BESHEAR Jacqueline COLEMAN	0 0.00%	0 0.00%	22 44.00%	22 44.00%
	Adam H. EDELEN Gill HOLLAND	0 0.00%	0 0.00%	24 48.00%	24 48.00%
	Cast Votes:	0 0.00%	0 0.00%	50 100.00%	50 100.00%
	Over Votes:	0 0.00%	0 0.00%	0 0.00%	0 0.00%
	Under Votes:	0 0.00%	0 0.00%	0 0.00%	0 0.00%

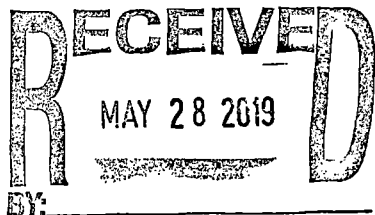


Precinct Report — Unofficial
PRIMARY ELECTION HELD ON — OFFICIAL BALLOT FOR SHELBY COUNTY — May 21, 2019

Total Number of Voters : 7,605 of 0 = 0.00%

Precincts Reporting 35 of 35 = 100.00%

Party	Candidate	Absentee	Early	Election	Total
Precinct F104 (Ballots Cast: 112)					
SECRETARY of STATE, Vote For 1					
	Geoff SEBESTA	0 0.00%	0 0.00%	6 12.77%	6 12.77%
	Jason S. BELCHER	0 0.00%	0 0.00%	3 6.38%	3 6.38%
	Jason GRIFFITH	0 0.00%	0 0.00%	3 6.38%	3 6.38%
	Heather French HENRY	0 0.00%	0 0.00%	35 74.47%	35 74.47%
	Cast Votes:	0 0.00%	0 0.00%	47 94.00%	47 94.00%
	Over Votes:	0 0.00%	0 0.00%	0 0.00%	0 0.00%
	Under Votes:	0 0.00%	0 0.00%	3 6.00%	3 6.00%
AUDITOR of PUBLIC ACCOUNTS, Vote For 1					
	Chris TOBE	0 0.00%	0 0.00%	7 16.67%	7 16.67%
	Kelsey Hayes COOTS	0 0.00%	0 0.00%	5 11.90%	5 11.90%
	Drew CURTIS	0 0.00%	0 0.00%	3 7.14%	3 7.14%
	Sheri DONAHUE	0 0.00%	0 0.00%	27 64.29%	27 64.29%
	Cast Votes:	0 0.00%	0 0.00%	42 84.00%	42 84.00%
	Over Votes:	0 0.00%	0 0.00%	0 0.00%	0 0.00%
	Under Votes:	0 0.00%	0 0.00%	8 16.00%	8 16.00%
STATE TREASURER, Vote For 1					
	Josh MERS	0 0.00%	0 0.00%	17 40.48%	17 40.48%
	Michael BOWMAN	0 0.00%	0 0.00%	25 59.52%	25 59.52%
	Cast Votes:	0 0.00%	0 0.00%	42 84.00%	42 84.00%
	Over Votes:	0 0.00%	0 0.00%	0 0.00%	0 0.00%
	Under Votes:	0 0.00%	0 0.00%	8 16.00%	8 16.00%
COMMISSIONER of AGRICULTURE, Vote For 1					
	Joe TRIGG	0 0.00%	0 0.00%	23 56.10%	23 56.10%
	Robert Haley CONWAY	0 0.00%	0 0.00%	18 43.90%	18 43.90%
	Cast Votes:	0 0.00%	0 0.00%	41 82.00%	41 82.00%
	Over Votes:	0 0.00%	0 0.00%	0 0.00%	0 0.00%
	Under Votes:	0 0.00%	0 0.00%	9 18.00%	9 18.00%



Precinct Report — Unofficial
PRIMARY ELECTION HELD ON — OFFICIAL BALLOT FOR SHELBY COUNTY — May 21, 2019

Page 61 of 70

05/22/2019 03:13 PM

Total Number of Voters : 7,605 of 0 = 0.00%

Precincts Reporting 35 of 35 = 100.00%

Party	Candidate	Absentee	Early	Election	Total
Precinct F105 (Ballots Cast: 209)					
GOVERNOR and LIEUTENANT GOVERNOR, Vote For 1					
	William E. WOODS Justin B. MILLER	0 0.00%	0 0.00%	6 4.11%	6 4.11%
	Matthew G. BEVIN Ralph A. ALVARADO	0 0.00%	0 0.00%	110 75.34%	110 75.34%
	Robert GOFORTH Michael T. HOGAN	0 0.00%	0 0.00%	28 19.18%	28 19.18%
	Ike LAWRENCE James Anthony ROSE	0 0.00%	0 0.00%	2 1.37%	2 1.37%
	Cast Votes:	0 0.00%	0 0.00%	146 100.00%	146 100.00%
	Over Votes:	0 0.00%	0 0.00%	0 0.00%	0 0.00%
	Under Votes:	0 0.00%	0 0.00%	0 0.00%	0 0.00%
SECRETARY of STATE, Vote For 1					
	Carl NETT	0 0.00%	0 0.00%	15 12.20%	15 12.20%
	Michael G. ADAMS	0 0.00%	0 0.00%	36 29.27%	36 29.27%
	Andrew ENGLISH	0 0.00%	0 0.00%	55 44.72%	55 44.72%
	Stephen L. KNIPPER	0 0.00%	0 0.00%	17 13.82%	17 13.82%
	Cast Votes:	0 0.00%	0 0.00%	123 84.25%	123 84.25%
	Over Votes:	0 0.00%	0 0.00%	0 0.00%	0 0.00%
	Under Votes:	0 0.00%	0 0.00%	23 15.75%	23 15.75%
ATTORNEY GENERAL, Vote For 1					
	Wil SCHRODER	0 0.00%	0 0.00%	58 44.27%	58 44.27%
	Daniel CAMERON	0 0.00%	0 0.00%	73 55.73%	73 55.73%
	Cast Votes:	0 0.00%	0 0.00%	131 89.73%	131 89.73%
	Over Votes:	0 0.00%	0 0.00%	0 0.00%	0 0.00%
	Under Votes:	0 0.00%	0 0.00%	15 10.27%	15 10.27%
COMMISSIONER of AGRICULTURE, Vote For 1					
	Ryan F. QUARLES	0 0.00%	0 0.00%	114 89.06%	114 89.06%
	Bill POLYNYIAK	0 0.00%	0 0.00%	14 10.94%	14 10.94%
	Cast Votes:	0 0.00%	0 0.00%	128 87.67%	128 87.67%
	Over Votes:	0 0.00%	0 0.00%	0 0.00%	0 0.00%
	Under Votes:	0 0.00%	0 0.00%	18 12.33%	18 12.33%
GOVERNOR and LIEUTENANT GOVERNOR, Vote For 1					
	Geoffrey M."Geoff" YOUNG Joshua N. "Josh" FRENCH	0 0.00%	0 0.00%	0 0.00%	0 0.00%
	Rocky ADKINS Stephanie HORNE	0 0.00%	0 0.00%	12 19.05%	12 19.05%
	Andy BESHEAR Jacqueline COLEMAN	0 0.00%	0 0.00%	22 34.92%	22 34.92%
	Adam H. EDELEN Gill HOLLAND	0 0.00%	0 0.00%	29 46.03%	29 46.03%
	Cast Votes:	0 0.00%	0 0.00%	63 100.00%	63 100.00%
	Over Votes:	0 0.00%	0 0.00%	0 0.00%	0 0.00%
	Under Votes:	0 0.00%	0 0.00%	0 0.00%	0 0.00%

RECEIVED
MAY 28 2019
 BY: _____

Precinct Report — Unofficial
PRIMARY ELECTION HELD ON — OFFICIAL BALLOT FOR SHELBY COUNTY — May 21, 2019

Page 62 of 70

05/22/2019 03:13 PM

Total Number of Voters : 7,605 of 0 = 0.00%

Precincts Reporting 35 of 35 = 100.00%

Party	Candidate	Absentee		Early		Election		Total	
Precinct F105 (Ballots Cast: 209)									
SECRETARY of STATE, Vote For 1									
	Geoff SEBESTA	0	0.00%	0	0.00%	1	1.64%	1	1.64%
	Jason S. BELCHER	0	0.00%	0	0.00%	5	8.20%	5	8.20%
	Jason GRIFFITH	0	0.00%	0	0.00%	5	8.20%	5	8.20%
	Heather French HENRY	0	0.00%	0	0.00%	50	81.97%	50	81.97%
	Cast Votes:	0	0.00%	0	0.00%	61	96.83%	61	96.83%
	Over Votes:	0	0.00%	0	0.00%	0	0.00%	0	0.00%
	Under Votes:	0	0.00%	0	0.00%	2	3.17%	2	3.17%
AUDITOR of PUBLIC ACCOUNTS, Vote For 1									
	Chris TOBE	0	0.00%	0	0.00%	15	26.32%	15	26.32%
	Kelsey Hayes COOTS	0	0.00%	0	0.00%	14	24.56%	14	24.56%
	Drew CURTIS	0	0.00%	0	0.00%	7	12.28%	7	12.28%
	Sheri DONAHUE	0	0.00%	0	0.00%	21	36.84%	21	36.84%
	Cast Votes:	0	0.00%	0	0.00%	57	90.48%	57	90.48%
	Over Votes:	0	0.00%	0	0.00%	0	0.00%	0	0.00%
	Under Votes:	0	0.00%	0	0.00%	6	9.52%	6	9.52%
STATE TREASURER, Vote For 1									
	Josh MERS	0	0.00%	0	0.00%	19	35.85%	19	35.85%
	Michael BOWMAN	0	0.00%	0	0.00%	34	64.15%	34	64.15%
	Cast Votes:	0	0.00%	0	0.00%	53	84.13%	53	84.13%
	Over Votes:	0	0.00%	0	0.00%	0	0.00%	0	0.00%
	Under Votes:	0	0.00%	0	0.00%	10	15.87%	10	15.87%
COMMISSIONER of AGRICULTURE, Vote For 1									
	Joe TRIGG	0	0.00%	0	0.00%	24	43.64%	24	43.64%
	Robert Haley CONWAY	0	0.00%	0	0.00%	31	56.36%	31	56.36%
	Cast Votes:	0	0.00%	0	0.00%	55	87.30%	55	87.30%
	Over Votes:	0	0.00%	0	0.00%	0	0.00%	0	0.00%
	Under Votes:	0	0.00%	0	0.00%	8	12.70%	8	12.70%

RECEIVED
MAY 28 2019
BY: _____

Precinct Report — Unofficial
PRIMARY ELECTION HELD ON — OFFICIAL BALLOT FOR SHELBY COUNTY — May 21, 2019


Page 63 of 70

05/22/2019 03:13 PM

Total Number of Voters : 7,605 of 0 = 0.00%

Precincts Reporting 35 of 35 = 100.00%

Party	Candidate	Absentee	Early	Election	Total
Precinct G101 (Ballots Cast: 219)					
GOVERNOR and LIEUTENANT GOVERNOR, Vote For 1					
	William E. WOODS Justin B. MILLER	0 0.00%	0 0.00%	8 12.12%	8 12.12%
	Matthew G. BEVIN Ralph A. ALVARADO	0 0.00%	0 0.00%	36 54.55%	36 54.55%
	Robert GOFORTH Michael T. HOGAN	0 0.00%	0 0.00%	22 33.33%	22 33.33%
	Ike LAWRENCE James Anthony ROSE	0 0.00%	0 0.00%	0 0.00%	0 0.00%
	Cast Votes:	0 0.00%	0 0.00%	66 98.51%	66 98.51%
	Over Votes:	0 0.00%	0 0.00%	0 0.00%	0 0.00%
	Under Votes:	0 0.00%	0 0.00%	1 1.49%	1 1.49%
SECRETARY of STATE, Vote For 1					
	Carl NETT	0 0.00%	0 0.00%	9 15.79%	9 15.79%
	Michael G. ADAMS	0 0.00%	0 0.00%	21 36.84%	21 36.84%
	Andrew ENGLISH	0 0.00%	0 0.00%	19 33.33%	19 33.33%
	Stephen L. KNIPPER	0 0.00%	0 0.00%	8 14.04%	8 14.04%
	Cast Votes:	0 0.00%	0 0.00%	57 85.07%	57 85.07%
	Over Votes:	0 0.00%	0 0.00%	0 0.00%	0 0.00%
	Under Votes:	0 0.00%	0 0.00%	10 14.93%	10 14.93%
ATTORNEY GENERAL, Vote For 1					
	Wil SCHRODER	0 0.00%	0 0.00%	24 37.50%	24 37.50%
	Daniel CAMERON	0 0.00%	0 0.00%	40 62.50%	40 62.50%
	Cast Votes:	0 0.00%	0 0.00%	64 95.52%	64 95.52%
	Over Votes:	0 0.00%	0 0.00%	0 0.00%	0 0.00%
	Under Votes:	0 0.00%	0 0.00%	3 4.48%	3 4.48%
COMMISSIONER of AGRICULTURE, Vote For 1					
	Ryan F. QUARLES	0 0.00%	0 0.00%	53 85.48%	53 85.48%
	Bill POLYNIAK	0 0.00%	0 0.00%	9 14.52%	9 14.52%
	Cast Votes:	0 0.00%	0 0.00%	62 92.54%	62 92.54%
	Over Votes:	0 0.00%	0 0.00%	0 0.00%	0 0.00%
	Under Votes:	0 0.00%	0 0.00%	5 7.46%	5 7.46%
GOVERNOR and LIEUTENANT GOVERNOR, Vote For 1					
	Geoffrey M."Geoff" YOUNG Joshua N. "Josh" FRENCH	0 0.00%	0 0.00%	2 1.32%	2 1.32%
	Rocky ADKINS Stephanie HORNE	0 0.00%	0 0.00%	42 27.63%	42 27.63%
	Andy BESHEAR Jacqueline COLEMAN	0 0.00%	0 0.00%	71 46.71%	71 46.71%
	Adam H. EDELEN Gill HOLLAND	0 0.00%	0 0.00%	37 24.34%	37 24.34%
	Cast Votes:	0 0.00%	0 0.00%	152 100.00%	152 100.00%
	Over Votes:	0 0.00%	0 0.00%	0 0.00%	0 0.00%
	Under Votes:	0 0.00%	0 0.00%	0 0.00%	0 0.00%

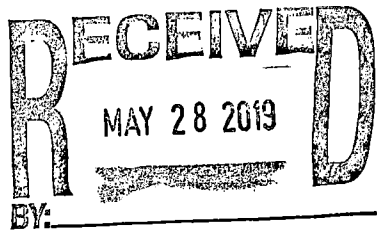


Precinct Report — Unofficial
PRIMARY ELECTION HELD ON — OFFICIAL BALLOT FOR SHELBY COUNTY — May 21, 2019

Total Number of Voters : 7,605 of 0 = 0.00%

Precincts Reporting 35 of 35 = 100.00%

Party	Candidate	Absentee		Early		Election		Total	
Precinct G101 (Ballots Cast: 219)									
SECRETARY of STATE, Vote For 1									
	Geoff SEBESTA	0	0.00%	0	0.00%	3	2.16%	3	2.16%
	Jason S. BELCHER	0	0.00%	0	0.00%	14	10.07%	14	10.07%
	Jason GRIFFITH	0	0.00%	0	0.00%	4	2.88%	4	2.88%
	Heather French HENRY	0	0.00%	0	0.00%	118	84.89%	118	84.89%
	Cast Votes:	0	0.00%	0	0.00%	139	91.45%	139	91.45%
	Over Votes:	0	0.00%	0	0.00%	0	0.00%	0	0.00%
	Under Votes:	0	0.00%	0	0.00%	13	8.55%	13	8.55%
AUDITOR of PUBLIC ACCOUNTS, Vote For 1									
	Chris TOBE	0	0.00%	0	0.00%	27	21.77%	27	21.77%
	Kelsey Hayes COOTS	0	0.00%	0	0.00%	36	29.03%	36	29.03%
	Drew CURTIS	0	0.00%	0	0.00%	10	8.06%	10	8.06%
	Sheri DONAHUE	0	0.00%	0	0.00%	51	41.13%	51	41.13%
	Cast Votes:	0	0.00%	0	0.00%	124	81.58%	124	81.58%
	Over Votes:	0	0.00%	0	0.00%	0	0.00%	0	0.00%
	Under Votes:	0	0.00%	0	0.00%	28	18.42%	28	18.42%
STATE TREASURER, Vote For 1									
	Josh MERS	0	0.00%	0	0.00%	54	46.96%	54	46.96%
	Michael BOWMAN	0	0.00%	0	0.00%	61	53.04%	61	53.04%
	Cast Votes:	0	0.00%	0	0.00%	115	75.66%	115	75.66%
	Over Votes:	0	0.00%	0	0.00%	0	0.00%	0	0.00%
	Under Votes:	0	0.00%	0	0.00%	37	24.34%	37	24.34%
COMMISSIONER of AGRICULTURE, Vote For 1									
	Joe TRIGG	0	0.00%	0	0.00%	67	52.76%	67	52.76%
	Robert Haley CONWAY	0	0.00%	0	0.00%	60	47.24%	60	47.24%
	Cast Votes:	0	0.00%	0	0.00%	127	83.55%	127	83.55%
	Over Votes:	0	0.00%	0	0.00%	0	0.00%	0	0.00%
	Under Votes:	0	0.00%	0	0.00%	25	16.45%	25	16.45%




Precinct Report — Unofficial
PRIMARY ELECTION HELD ON — OFFICIAL BALLOT FOR SHELBY COUNTY — May 21, 2019

Total Number of Voters : 7,605 of 0 = 0.00%

Precincts Reporting 35 of 35 = 100.00%

Party	Candidate	Absentee	Early	Election	Total
Precinct G102 (Ballots Cast: 166)					
GOVERNOR and LIEUTENANT GOVERNOR, Vote For 1					
	William E. WOODS Justin B. MILLER	0 0.00%	0 0.00%	6 10.71%	6 10.71%
	Matthew G. BEVIN Ralph A. ALVARADO	0 0.00%	0 0.00%	36 64.29%	36 64.29%
	Robert GOFORTH Michael T. HOGAN	0 0.00%	0 0.00%	14 25.00%	14 25.00%
	Ike LAWRENCE James Anthony ROSE	0 0.00%	0 0.00%	0 0.00%	0 0.00%
	Cast Votes:	0 0.00%	0 0.00%	56 98.25%	56 98.25%
	Over Votes:	0 0.00%	0 0.00%	0 0.00%	0 0.00%
	Under Votes:	0 0.00%	0 0.00%	1 1.75%	1 1.75%
SECRETARY of STATE, Vote For 1					
	Carl NETT	0 0.00%	0 0.00%	4 7.69%	4 7.69%
	Michael G. ADAMS	0 0.00%	0 0.00%	22 42.31%	22 42.31%
	Andrew ENGLISH	0 0.00%	0 0.00%	21 40.38%	21 40.38%
	Stephen L. KNIPPER	0 0.00%	0 0.00%	5 9.62%	5 9.62%
	Cast Votes:	0 0.00%	0 0.00%	52 91.23%	52 91.23%
	Over Votes:	0 0.00%	0 0.00%	0 0.00%	0 0.00%
	Under Votes:	0 0.00%	0 0.00%	5 8.77%	5 8.77%
ATTORNEY GENERAL, Vote For 1					
	Wil SCHRODER	0 0.00%	0 0.00%	16 30.19%	16 30.19%
	Daniel CAMERON	0 0.00%	0 0.00%	37 69.81%	37 69.81%
	Cast Votes:	0 0.00%	0 0.00%	53 92.98%	53 92.98%
	Over Votes:	0 0.00%	0 0.00%	0 0.00%	0 0.00%
	Under Votes:	0 0.00%	0 0.00%	4 7.02%	4 7.02%
COMMISSIONER of AGRICULTURE, Vote For 1					
	Ryan F. QUARLES	0 0.00%	0 0.00%	51 92.73%	51 92.73%
	Bill POLYNIAK	0 0.00%	0 0.00%	4 7.27%	4 7.27%
	Cast Votes:	0 0.00%	0 0.00%	55 96.49%	55 96.49%
	Over Votes:	0 0.00%	0 0.00%	0 0.00%	0 0.00%
	Under Votes:	0 0.00%	0 0.00%	2 3.51%	2 3.51%
GOVERNOR and LIEUTENANT GOVERNOR, Vote For 1					
	Geoffrey M. "Geoff" YOUNG Joshua N. "Josh" FRENCH	0 0.00%	0 0.00%	1 0.92%	1 0.92%
	Rocky ADKINS Stephanie HORNE	0 0.00%	0 0.00%	40 36.70%	40 36.70%
	Andy BESHEAR Jacqueline COLEMAN	0 0.00%	0 0.00%	43 39.45%	43 39.45%
	Adam H. EDELEN Gill HOLLAND	0 0.00%	0 0.00%	25 22.94%	25 22.94%
	Cast Votes:	0 0.00%	0 0.00%	109 100.00%	109 100.00%
	Over Votes:	0 0.00%	0 0.00%	0 0.00%	0 0.00%
	Under Votes:	0 0.00%	0 0.00%	0 0.00%	0 0.00%




Precinct Report — Unofficial
PRIMARY ELECTION HELD ON — OFFICIAL BALLOT FOR SHELBY COUNTY — May 21, 2019

Total Number of Voters : 7,605 of 0 = 0.00%

Precincts Reporting 35 of 35 = 100.00%

Party	Candidate	Absentee	Early	Election	Total
Precinct G102 (Ballots Cast: 166)					
SECRETARY of STATE, Vote For 1					
	Geoff SEBESTA	0 0.00%	0 0.00%	2 1.83%	2 1.83%
	Jason S. BELCHER	0 0.00%	0 0.00%	10 9.17%	10 9.17%
	Jason GRIFFITH	0 0.00%	0 0.00%	9 8.26%	9 8.26%
	Heather French HENRY	0 0.00%	0 0.00%	88 80.73%	88 80.73%
	Cast Votes:	0 0.00%	0 0.00%	109 100.00%	109 100.00%
	Over Votes:	0 0.00%	0 0.00%	0 0.00%	0 0.00%
	Under Votes:	0 0.00%	0 0.00%	0 0.00%	0 0.00%
AUDITOR of PUBLIC ACCOUNTS, Vote For 1					
	Chris TOBE	0 0.00%	0 0.00%	17 17.53%	17 17.53%
	Kelsey Hayes COOTS	0 0.00%	0 0.00%	35 36.08%	35 36.08%
	Drew CURTIS	0 0.00%	0 0.00%	6 6.19%	6 6.19%
	Sheri DONAHUE	0 0.00%	0 0.00%	39 40.21%	39 40.21%
	Cast Votes:	0 0.00%	0 0.00%	97 88.99%	97 88.99%
	Over Votes:	0 0.00%	0 0.00%	0 0.00%	0 0.00%
	Under Votes:	0 0.00%	0 0.00%	12 11.01%	12 11.01%
STATE TREASURER, Vote For 1					
	Josh MERS	0 0.00%	0 0.00%	32 33.68%	32 33.68%
	Michael BOWMAN	0 0.00%	0 0.00%	63 66.32%	63 66.32%
	Cast Votes:	0 0.00%	0 0.00%	95 87.16%	95 87.16%
	Over Votes:	0 0.00%	0 0.00%	0 0.00%	0 0.00%
	Under Votes:	0 0.00%	0 0.00%	14 12.84%	14 12.84%
COMMISSIONER of AGRICULTURE, Vote For 1					
	Joe TRIGG	0 0.00%	0 0.00%	51 53.68%	51 53.68%
	Robert Haley CONWAY	0 0.00%	0 0.00%	44 46.32%	44 46.32%
	Cast Votes:	0 0.00%	0 0.00%	95 87.16%	95 87.16%
	Over Votes:	0 0.00%	0 0.00%	0 0.00%	0 0.00%
	Under Votes:	0 0.00%	0 0.00%	14 12.84%	14 12.84%



Precinct Report — Unofficial
PRIMARY ELECTION HELD ON — OFFICIAL BALLOT FOR SHELBY COUNTY — May 21, 2019

Total Number of Voters : 7,605 of 0 = 0.00%

Precincts Reporting 35 of 35 = 100.00%

Party	Candidate	Absentee	Early	Election	Total
Precinct G103 (Ballots Cast: 273)					
GOVERNOR and LIEUTENANT GOVERNOR, Vote For 1					
	William E. WOODS Justin B. MILLER	0 0.00%	0 0.00%	12 11.54%	12 11.54%
	Matthew G. BEVIN Ralph A. ALVARADO	0 0.00%	0 0.00%	63 60.58%	63 60.58%
	Robert GOFORTH Michael T. HOGAN	0 0.00%	0 0.00%	25 24.04%	25 24.04%
	Ike LAWRENCE James Anthony ROSE	0 0.00%	0 0.00%	4 3.85%	4 3.85%
	Cast Votes:	0 0.00%	0 0.00%	104 99.05%	104 99.05%
	Over Votes:	0 0.00%	0 0.00%	0 0.00%	0 0.00%
	Under Votes:	0 0.00%	0 0.00%	1 0.95%	1 0.95%
SECRETARY of STATE, Vote For 1					
	Carl NETT	0 0.00%	0 0.00%	12 13.04%	12 13.04%
	Michael G. ADAMS	0 0.00%	0 0.00%	32 34.78%	32 34.78%
	Andrew ENGLISH	0 0.00%	0 0.00%	38 41.30%	38 41.30%
	Stephen L. KNIPPER	0 0.00%	0 0.00%	10 10.87%	10 10.87%
	Cast Votes:	0 0.00%	0 0.00%	92 87.62%	92 87.62%
	Over Votes:	0 0.00%	0 0.00%	0 0.00%	0 0.00%
	Under Votes:	0 0.00%	0 0.00%	13 12.38%	13 12.38%
ATTORNEY GENERAL, Vote For 1					
	Wil SCHRODER	0 0.00%	0 0.00%	41 44.57%	41 44.57%
	Daniel CAMERON	0 0.00%	0 0.00%	51 55.43%	51 55.43%
	Cast Votes:	0 0.00%	0 0.00%	92 87.62%	92 87.62%
	Over Votes:	0 0.00%	0 0.00%	0 0.00%	0 0.00%
	Under Votes:	0 0.00%	0 0.00%	13 12.38%	13 12.38%
COMMISSIONER of AGRICULTURE, Vote For 1					
	Ryan F. QUARLES	0 0.00%	0 0.00%	85 89.47%	85 89.47%
	Bill POLYNIAK	0 0.00%	0 0.00%	10 10.53%	10 10.53%
	Cast Votes:	0 0.00%	0 0.00%	95 90.48%	95 90.48%
	Over Votes:	0 0.00%	0 0.00%	0 0.00%	0 0.00%
	Under Votes:	0 0.00%	0 0.00%	10 9.52%	10 9.52%
GOVERNOR and LIEUTENANT GOVERNOR, Vote For 1					
	Geoffrey M."Geoff" YOUNG Joshua N. "Josh" FRENCH	0 0.00%	0 0.00%	4 2.38%	4 2.38%
	Rocky ADKINS Stephanie HORNE	0 0.00%	0 0.00%	54 32.14%	54 32.14%
	Andy BESHEAR Jacqueline COLEMAN	0 0.00%	0 0.00%	75 44.64%	75 44.64%
	Adam H. EDELEN-Gill HOLLAND	0 0.00%	0 0.00%	35 20.83%	35 20.83%
	Cast Votes:	0 0.00%	0 0.00%	168 100.00%	168 100.00%
	Over Votes:	0 0.00%	0 0.00%	0 0.00%	0 0.00%
	Under Votes:	0 0.00%	0 0.00%	0 0.00%	0 0.00%

RECEIVED
MAY 28 2019
 BY: _____


Precinct Report — Unofficial

PRIMARY ELECTION HELD ON — OFFICIAL BALLOT FOR SHELBY COUNTY — May 21, 2019

Total Number of Voters : 7,605 of 0 = 0.00%

Precincts Reporting 35 of 35 = 100.00%

Party	Candidate	Absentee	Early	Election	Total
Precinct G103 (Ballots Cast: 273)					
SECRETARY of STATE, Vote For 1					
	Geoff SEBESTA	0 0.00%	0 0.00%	5 3.07%	5 3.07%
	Jason S. BELCHER	0 0.00%	0 0.00%	19 11.66%	19 11.66%
	Jason GRIFFITH	0 0.00%	0 0.00%	10 6.13%	10 6.13%
	Heather French HENRY	0 0.00%	0 0.00%	129 79.14%	129 79.14%
	Cast Votes:	0 0.00%	0 0.00%	163 97.02%	163 97.02%
	Over Votes:	0 0.00%	0 0.00%	0 0.00%	0 0.00%
	Under Votes:	0 0.00%	0 0.00%	5 2.98%	5 2.98%
AUDITOR of PUBLIC ACCOUNTS, Vote For 1					
	Chris TOBE	0 0.00%	0 0.00%	22 15.71%	22 15.71%
	Kelsey Hayes COOTS	0 0.00%	0 0.00%	53 37.86%	53 37.86%
	Drew CURTIS	0 0.00%	0 0.00%	17 12.14%	17 12.14%
	Sheri DONAHUE	0 0.00%	0 0.00%	48 34.29%	48 34.29%
	Cast Votes:	0 0.00%	0 0.00%	140 83.33%	140 83.33%
	Over Votes:	0 0.00%	0 0.00%	0 0.00%	0 0.00%
	Under Votes:	0 0.00%	0 0.00%	28 16.67%	28 16.67%
STATE TREASURER, Vote For 1					
	Josh MERS	0 0.00%	0 0.00%	53 38.13%	53 38.13%
	Michael BOWMAN	0 0.00%	0 0.00%	86 61.87%	86 61.87%
	Cast Votes:	0 0.00%	0 0.00%	139 82.74%	139 82.74%
	Over Votes:	0 0.00%	0 0.00%	0 0.00%	0 0.00%
	Under Votes:	0 0.00%	0 0.00%	29 17.26%	29 17.26%
COMMISSIONER of AGRICULTURE, Vote For 1					
	Joe TRIGG	0 0.00%	0 0.00%	81 56.25%	81 56.25%
	Robert Haley CONWAY	0 0.00%	0 0.00%	63 43.75%	63 43.75%
	Cast Votes:	0 0.00%	0 0.00%	144 85.71%	144 85.71%
	Over Votes:	0 0.00%	0 0.00%	0 0.00%	0 0.00%
	Under Votes:	0 0.00%	0 0.00%	24 14.29%	24 14.29%



Precinct Report — Unofficial
PRIMARY ELECTION HELD ON — OFFICIAL BALLOT FOR SHELBY COUNTY — May 21, 2019

Total Number of Voters : 7,605 of 0 = 0.00%

Precincts Reporting 35 of 35 = 100.00%

Party	Candidate	Absentee	Early	Election	Total
-------	-----------	----------	-------	----------	-------

Precinct G104 (Ballots Cast: 131)

GOVERNOR and LIEUTENANT GOVERNOR, Vote For 1

William E. WOODS Justin B. MILLER	0	0.00%	0	0.00%	6	16.22%	6	16.22%
Matthew G. BEVIN Ralph A. ALVARADO	0	0.00%	0	0.00%	20	54.05%	20	54.05%
Robert GOFORTH Michael T. HOGAN	0	0.00%	0	0.00%	11	29.73%	11	29.73%
Ike LAWRENCE James Anthony ROSE	0	0.00%	0	0.00%	0	0.00%	0	0.00%
Cast Votes:	0	0.00%	0	0.00%	37	100.00%	37	100.00%
Over Votes:	0	0.00%	0	0.00%	0	0.00%	0	0.00%
Under Votes:	0	0.00%	0	0.00%	0	0.00%	0	0.00%

SECRETARY of STATE, Vote For 1

Carl NETT	0	0.00%	0	0.00%	6	18.18%	6	18.18%
Michael G. ADAMS	0	0.00%	0	0.00%	10	30.30%	10	30.30%
Andrew ENGLISH	0	0.00%	0	0.00%	12	36.36%	12	36.36%
Stephen L. KNIPPER	0	0.00%	0	0.00%	5	15.15%	5	15.15%
Cast Votes:	0	0.00%	0	0.00%	33	89.19%	33	89.19%
Over Votes:	0	0.00%	0	0.00%	0	0.00%	0	0.00%
Under Votes:	0	0.00%	0	0.00%	4	10.81%	4	10.81%

ATTORNEY GENERAL, Vote For 1

Wil SCHRODER	0	0.00%	0	0.00%	14	41.18%	14	41.18%
Daniel CAMERON	0	0.00%	0	0.00%	20	58.82%	20	58.82%
Cast Votes:	0	0.00%	0	0.00%	34	91.89%	34	91.89%
Over Votes:	0	0.00%	0	0.00%	0	0.00%	0	0.00%
Under Votes:	0	0.00%	0	0.00%	3	8.11%	3	8.11%

COMMISSIONER of AGRICULTURE, Vote For 1

Ryan F. QUARLES	0	0.00%	0	0.00%	26	78.79%	26	78.79%
Bill POLYNIAC	0	0.00%	0	0.00%	7	21.21%	7	21.21%
Cast Votes:	0	0.00%	0	0.00%	33	89.19%	33	89.19%
Over Votes:	0	0.00%	0	0.00%	0	0.00%	0	0.00%
Under Votes:	0	0.00%	0	0.00%	4	10.81%	4	10.81%

GOVERNOR and LIEUTENANT GOVERNOR, Vote For 1

Geoffrey M. "Geoff" YOUNG Joshua N. "Josh" FRENCH	0	0.00%	0	0.00%	4	4.26%	4	4.26%
Rocky ADKINS Stephanie HORNE	0	0.00%	0	0.00%	13	13.83%	13	13.83%
Andy BESHEAR Jacqueline COLEMAN	0	0.00%	0	0.00%	56	59.57%	56	59.57%
Adam H. EDELEN Gill HOLLAND	0	0.00%	0	0.00%	21	22.34%	21	22.34%
Cast Votes:	0	0.00%	0	0.00%	94	100.00%	94	100.00%
Over Votes:	0	0.00%	0	0.00%	0	0.00%	0	0.00%
Under Votes:	0	0.00%	0	0.00%	0	0.00%	0	0.00%

RECEIVED
MAY 28 2019
 BY: _____

Precinct Report — Unofficial
PRIMARY ELECTION HELD ON — OFFICIAL BALLOT FOR SHELBY COUNTY — May 21, 2019


Page 70 of 70

05/22/2019 03:13 PM

Total Number of Voters : 7,605 of 0 = 0.00%

Precincts Reporting 35 of 35 = 100.00%

Party	Candidate	Absentee		Early		Election		Total	
Precinct G104 (Ballots Cast: 131)									
SECRETARY of STATE, Vote For 1									
	Geoff SEBESTA	0	0.00%	0	0.00%	3	3.23%	3	3.23%
	Jason S. BELCHER	0	0.00%	0	0.00%	14	15.05%	14	15.05%
	Jason GRIFFITH	0	0.00%	0	0.00%	8	8.60%	8	8.60%
	Heather French HENRY	0	0.00%	0	0.00%	68	73.12%	68	73.12%
	Cast Votes:	0	0.00%	0	0.00%	93	98.94%	93	98.94%
	Over Votes:	0	0.00%	0	0.00%	0	0.00%	0	0.00%
	Under Votes:	0	0.00%	0	0.00%	1	1.06%	1	1.06%
AUDITOR of PUBLIC ACCOUNTS, Vote For 1									
	Chris TOBE	0	0.00%	0	0.00%	9	10.47%	9	10.47%
	Kelsey Hayes COOTS	0	0.00%	0	0.00%	29	33.72%	29	33.72%
	Drew CURTIS	0	0.00%	0	0.00%	8	9.30%	8	9.30%
	Sheri DONAHUE	0	0.00%	0	0.00%	40	46.51%	40	46.51%
	Cast Votes:	0	0.00%	0	0.00%	86	91.49%	86	91.49%
	Over Votes:	0	0.00%	0	0.00%	0	0.00%	0	0.00%
	Under Votes:	0	0.00%	0	0.00%	8	8.51%	8	8.51%
STATE TREASURER, Vote For 1									
	Josh MERS	0	0.00%	0	0.00%	27	32.53%	27	32.53%
	Michael BOWMAN	0	0.00%	0	0.00%	56	67.47%	56	67.47%
	Cast Votes:	0	0.00%	0	0.00%	83	88.30%	83	88.30%
	Over Votes:	0	0.00%	0	0.00%	0	0.00%	0	0.00%
	Under Votes:	0	0.00%	0	0.00%	11	11.70%	11	11.70%
COMMISSIONER of AGRICULTURE, Vote For 1									
	Joe TRIGG	0	0.00%	0	0.00%	42	48.84%	42	48.84%
	Robert Haley CONWAY	0	0.00%	0	0.00%	44	51.16%	44	51.16%
	Cast Votes:	0	0.00%	0	0.00%	86	91.49%	86	91.49%
	Over Votes:	0	0.00%	0	0.00%	0	0.00%	0	0.00%
	Under Votes:	0	0.00%	0	0.00%	8	8.51%	8	8.51%




Cumulative Report — Unofficial
PRIMARY ELECTION HELD ON — OFFICIAL BALLOT FOR SHELBY COUNTY — May 21, 2019

Total Number of Voters : 7,368 of 0 = 0.00%

Precincts Reporting 34 of 35 = 97.14%

Party	Candidate	Absentee		Early		Election		Total	
GOVERNOR and LIEUTENANT GOVERNOR, Vote For 1									
	William E. WOODS Justin B. MILLER	0	0.00%	0	0.00%	250	7.84%	250	7.84%
	Matthew G. BEVIN Ralph A. ALVARADO	0	0.00%	0	0.00%	2,028	63.63%	2,028	63.63%
	Robert GOFORTH Michael T. HOGAN	0	0.00%	0	0.00%	842	26.42%	842	26.42%
	Ike LAWRENCE James Anthony ROSE	0	0.00%	0	0.00%	67	2.10%	67	2.10%
	Cast Votes:	0	0.00%	0	0.00%	3,187	99.07%	3,187	99.07%
	Over Votes:	0	0.00%	0	0.00%	0	0.00%	0	0.00%
	Under Votes:	0	0.00%	0	0.00%	30	0.93%	30	0.93%
SECRETARY of STATE, Vote For 1									
	Carl NETT	0	0.00%	0	0.00%	388	13.89%	388	13.89%
	Michael G. ADAMS	0	0.00%	0	0.00%	1,022	36.58%	1,022	36.58%
	Andrew ENGLISH	0	0.00%	0	0.00%	1,027	36.76%	1,027	36.76%
	Stephen L. KNIPPER	0	0.00%	0	0.00%	357	12.78%	357	12.78%
	Cast Votes:	0	0.00%	0	0.00%	2,794	86.85%	2,794	86.85%
	Over Votes:	0	0.00%	0	0.00%	0	0.00%	0	0.00%
	Under Votes:	0	0.00%	0	0.00%	423	13.15%	423	13.15%
ATTORNEY GENERAL, Vote For 1									
	Wil SCHRODER	0	0.00%	0	0.00%	1,229	41.60%	1,229	41.60%
	Daniel CAMERON	0	0.00%	0	0.00%	1,725	58.40%	1,725	58.40%
	Cast Votes:	0	0.00%	0	0.00%	2,954	91.82%	2,954	91.82%
	Over Votes:	0	0.00%	0	0.00%	0	0.00%	0	0.00%
	Under Votes:	0	0.00%	0	0.00%	263	8.18%	263	8.18%
COMMISSIONER of AGRICULTURE, Vote For 1									
	Ryan F. QUARLES	0	0.00%	0	0.00%	2,670	89.30%	2,670	89.30%
	Bill POLYNYAK	0	0.00%	0	0.00%	320	10.70%	320	10.70%
	Cast Votes:	0	0.00%	0	0.00%	2,990	92.94%	2,990	92.94%
	Over Votes:	0	0.00%	0	0.00%	0	0.00%	0	0.00%
	Under Votes:	0	0.00%	0	0.00%	227	7.06%	227	7.06%




Cumulative Report — Unofficial

PRIMARY ELECTION HELD ON — OFFICIAL BALLOT FOR SHELBY COUNTY — May 21, 2019

Total Number of Voters : 7,368 of 0 = 0.00%

Precincts Reporting 34 of 35 = 97.14%

Party	Candidate	Absentee		Early		Election		Total	
GOVERNOR and LIEUTENANT GOVERNOR, Vote For 1									
	Geoffrey M. "Geoff" YOUNG Joshua N. "Josh" FRENCH	0	0.00%	0	0.00%	94	2.27%	94	2.27%
	Rocky ADKINS Stephanie HORNE	0	0.00%	0	0.00%	1,349	32.62%	1,349	32.62%
	Andy BESHEAR Jacqueline COLEMAN	0	0.00%	0	0.00%	1,482	35.83%	1,482	35.83%
	Adam H. EDELEN Gill HOLLAND	0	0.00%	0	0.00%	1,211	29.28%	1,211	29.28%
	Cast Votes:	0	0.00%	0	0.00%	4,136	99.64%	4,136	99.64%
	Over Votes:	0	0.00%	0	0.00%	0	0.00%	0	0.00%
	Under Votes:	0	0.00%	0	0.00%	15	0.36%	15	0.36%
SECRETARY of STATE, Vote For 1									
	Geoff SEBESTA	0	0.00%	0	0.00%	110	2.76%	110	2.76%
	Jason S. BELCHER	0	0.00%	0	0.00%	387	9.71%	387	9.71%
	Jason GRIFFITH	0	0.00%	0	0.00%	301	7.55%	301	7.55%
	Heather French HENRY	0	0.00%	0	0.00%	3,189	79.98%	3,189	79.98%
	Cast Votes:	0	0.00%	0	0.00%	3,987	96.05%	3,987	96.05%
	Over Votes:	0	0.00%	0	0.00%	0	0.00%	0	0.00%
	Under Votes:	0	0.00%	0	0.00%	164	3.95%	164	3.95%
AUDITOR of PUBLIC ACCOUNTS, Vote For 1									
	Chris TOBE	0	0.00%	0	0.00%	606	17.22%	606	17.22%
	Kelsey Hayes COOTS	0	0.00%	0	0.00%	1,141	32.42%	1,141	32.42%
	Drew CURTIS	0	0.00%	0	0.00%	402	11.42%	402	11.42%
	Sheri DONAHUE	0	0.00%	0	0.00%	1,370	38.93%	1,370	38.93%
	Cast Votes:	0	0.00%	0	0.00%	3,519	84.77%	3,519	84.77%
	Over Votes:	0	0.00%	0	0.00%	0	0.00%	0	0.00%
	Under Votes:	0	0.00%	0	0.00%	632	15.23%	632	15.23%
STATE TREASURER, Vote For 1									
	Josh MERS	0	0.00%	0	0.00%	1,217	36.04%	1,217	36.04%
	Michael BOWMAN	0	0.00%	0	0.00%	2,160	63.96%	2,160	63.96%
	Cast Votes:	0	0.00%	0	0.00%	3,377	81.35%	3,377	81.35%
	Over Votes:	0	0.00%	0	0.00%	0	0.00%	0	0.00%
	Under Votes:	0	0.00%	0	0.00%	774	18.65%	774	18.65%



Cumulative Report — Unofficial
PRIMARY ELECTION HELD ON — OFFICIAL BALLOT FOR SHELBY COUNTY — May 21, 2019

Total Number of Voters : 7,368 of 0 = 0.00%

Precincts Reporting 34 of 35 = 97.14%

Party	Candidate	Absentee	Early	Election	Total
COMMISSIONER of AGRICULTURE, Vote For 1					
	Joe TRIGG	0 0.00%	0 0.00%	1,724 48.85%	1,724 48.85%
	Robert Haley CONWAY	0 0.00%	0 0.00%	1,805 51.15%	1,805 51.15%
	Cast Votes:	0 0.00%	0 0.00%	3,529 85.02%	3,529 85.02%
	Over Votes:	0 0.00%	0 0.00%	0 0.00%	0 0.00%
	Under Votes:	0 0.00%	0 0.00%	622 14.98%	622 14.98%

K D

MAY 28 2019

BY: _____