

**Cumulative Report — Unofficial**  
**PRIMARY ELECTION HELD ON — OFFICIAL BALLOT FOR BULLITT COUNTY — May 21, 2019**

Total Number of Voters : 10,236 of 0 = 0.00%

Precincts Reporting 48 of 48 = 100.00%

Party	Candidate	Absentee		Early		Election		Total	
<b>GOVERNOR and LIEUTENANT GOVERNOR, Vote For 1</b>									
	Robert GOFORTH Michael T. HOGAN	0	0.00%	0	0.00%	1,524	32.60%	1,524	32.60%
	Ike LAWRENCE James Anthony ROSE	0	0.00%	0	0.00%	183	3.91%	183	3.91%
	William E. WOODS Justin B. MILLER	0	0.00%	0	0.00%	337	7.21%	337	7.21%
	Matthew G. BEVIN Ralph A. ALVARADO	0	0.00%	0	0.00%	2,631	56.28%	2,631	56.28%
	<b>Cast Votes:</b>	0	0.00%	0	0.00%	4,675	99.26%	4,675	99.26%
	<b>Over Votes:</b>	0	0.00%	0	0.00%	0	0.00%	0	0.00%
	<b>Under Votes:</b>	0	0.00%	0	0.00%	35	0.74%	35	0.74%
<b>SECRETARY of STATE, Vote For 1</b>									
	Andrew ENGLISH	0	0.00%	0	0.00%	1,185	28.12%	1,185	28.12%
	Stephen L. KNIPPER	0	0.00%	0	0.00%	729	17.30%	729	17.30%
	Carl NETT	0	0.00%	0	0.00%	882	20.93%	882	20.93%
	Michael G. ADAMS	0	0.00%	0	0.00%	1,418	33.65%	1,418	33.65%
	<b>Cast Votes:</b>	0	0.00%	0	0.00%	4,214	89.47%	4,214	89.47%
	<b>Over Votes:</b>	0	0.00%	0	0.00%	0	0.00%	0	0.00%
	<b>Under Votes:</b>	0	0.00%	0	0.00%	496	10.53%	496	10.53%
<b>ATTORNEY GENERAL, Vote For 1</b>									
	Wii SCHRODER	0	0.00%	0	0.00%	1,861	43.06%	1,861	43.06%
	Daniel CAMERON	0	0.00%	0	0.00%	2,461	56.94%	2,461	56.94%
	<b>Cast Votes:</b>	0	0.00%	0	0.00%	4,322	91.78%	4,322	91.76%
	<b>Over Votes:</b>	0	0.00%	0	0.00%	0	0.00%	0	0.00%
	<b>Under Votes:</b>	0	0.00%	0	0.00%	388	8.24%	388	8.24%
<b>COMMISSIONER of AGRICULTURE, Vote For 1</b>									
	Ryan F. QUARLES	0	0.00%	0	0.00%	3,478	82.32%	3,478	82.32%
	Bill POLYNIK	0	0.00%	0	0.00%	747	17.68%	747	17.68%
	<b>Cast Votes:</b>	0	0.00%	0	0.00%	4,225	89.70%	4,225	89.70%
	<b>Over Votes:</b>	0	0.00%	0	0.00%	1	0.02%	1	0.02%
	<b>Under Votes:</b>	0	0.00%	0	0.00%	484	10.28%	484	10.28%

**Cumulative Report — Unofficial**  
**PRIMARY ELECTION HELD ON — OFFICIAL BALLOT FOR BULLITT COUNTY — May 21, 2019**

Total Number of Voters : 10,236 of 0 = 0.00%

Precincts Reporting 48 of 48 = 100.00%

Party	Candidate	Absentee	Early	Election	Total
<b>GOVERNOR and LIEUTENANT GOVERNOR, Vote For 1</b>					
	Andy BESHEAR Jacqueline COLEMAN	0 0.00%	0 0.00%	2,459 44.72%	2,459 44.72%
	Adam H. EDELEN Gill HOLLAND	0 0.00%	0 0.00%	1,754 31.90%	1,754 31.90%
	Geoffrey M."Geoff" YOUNG Joshua N. "Josh" FRENCH	0 0.00%	0 0.00%	126 2.29%	126 2.29%
	Rocky ADKINS Stephanie HORNE	0 0.00%	0 0.00%	1,160 21.09%	1,160 21.09%
	<b>Cast Votes:</b>	<b>0 0.00%</b>	<b>0 0.00%</b>	<b>5,499 99.51%</b>	<b>5,499 99.51%</b>
	<b>Over Votes:</b>	<b>0 0.00%</b>	<b>0 0.00%</b>	<b>0 0.00%</b>	<b>0 0.00%</b>
	<b>Under Votes:</b>	<b>0 0.00%</b>	<b>0 0.00%</b>	<b>27 0.49%</b>	<b>27 0.49%</b>
<b>SECRETARY of STATE, Vote For 1</b>					
	Jason GRIFFITH	0 0.00%	0 0.00%	424 7.91%	424 7.91%
	Heather French HENRY	0 0.00%	0 0.00%	4,200 78.39%	4,200 78.39%
	Geoff SEBESTA	0 0.00%	0 0.00%	110 2.05%	110 2.05%
	Jason S. BELCHER	0 0.00%	0 0.00%	624 11.65%	624 11.65%
	<b>Cast Votes:</b>	<b>0 0.00%</b>	<b>0 0.00%</b>	<b>5,358 96.96%</b>	<b>5,358 96.96%</b>
	<b>Over Votes:</b>	<b>0 0.00%</b>	<b>0 0.00%</b>	<b>1 0.02%</b>	<b>1 0.02%</b>
	<b>Under Votes:</b>	<b>0 0.00%</b>	<b>0 0.00%</b>	<b>167 3.02%</b>	<b>167 3.02%</b>
<b>AUDITOR of PUBLIC ACCOUNTS, Vote For 1</b>					
	<del>Over Votes:</del>	0 0.00%	0 0.00%	<del>0 0.00%</del>	<del>0 0.00%</del>
	Sheri DONAHUE	0 0.00%	0 0.00%	2,103 43.65%	2,103 43.65%
	Chris TOBE	0 0.00%	0 0.00%	891 18.49%	891 18.49%
	Kelsey Hayes COOTS	0 0.00%	0 0.00%	1,178 24.45%	1,178 24.45%
	<b>Cast Votes:</b>	<b>0 0.00%</b>	<b>0 0.00%</b>	<b>4,818 87.19%</b>	<b>4,818 87.19%</b>
	<b>Over Votes:</b>	<b>0 0.00%</b>	<b>0 0.00%</b>	<b>0 0.00%</b>	<b>0 0.00%</b>
	<b>Under Votes:</b>	<b>0 0.00%</b>	<b>0 0.00%</b>	<b>708 12.81%</b>	<b>708 12.81%</b>
<b>STATE TREASURER, Vote For 1</b>					
	Josh MERS	0 0.00%	0 0.00%	1,584 34.05%	1,584 34.05%
	Michael BOWMAN	0 0.00%	0 0.00%	3,068 65.95%	3,068 65.95%
	<b>Cast Votes:</b>	<b>0 0.00%</b>	<b>0 0.00%</b>	<b>4,652 84.18%</b>	<b>4,652 84.18%</b>
	<b>Over Votes:</b>	<b>0 0.00%</b>	<b>0 0.00%</b>	<b>0 0.00%</b>	<b>0 0.00%</b>
	<b>Under Votes:</b>	<b>0 0.00%</b>	<b>0 0.00%</b>	<b>874 15.82%</b>	<b>874 15.82%</b>

**Cumulative Report — Unofficial**  
**PRIMARY ELECTION HELD ON — OFFICIAL BALLOT FOR BULLITT COUNTY — May 21, 2019**

Total Number of Voters : 10,236 of 0 = 0.00%

Precincts Reporting 48 of 48 = 100.00%

Party	Candidate	Absentee	Early	Election	Total
<b>COMMISSIONER of AGRICULTURE, Vote For 1</b>					
	Joe TRIGG	0 0.00%	0 0.00%	2,165 44.69%	2,165 44.69%
	Robert Haley CONWAY	0 0.00%	0 0.00%	2,679 55.31%	2,679 55.31%
	<b>Cast Votes:</b>	<b>0 0.00%</b>	<b>0 0.00%</b>	<b>4,844 87.66%</b>	<b>4,844 87.66%</b>
	<b>Over Votes:</b>	<b>0 0.00%</b>	<b>0 0.00%</b>	<b>1 0.02%</b>	<b>1 0.02%</b>
	<b>Under Votes:</b>	<b>0 0.00%</b>	<b>0 0.00%</b>	<b>681 12.32%</b>	<b>681 12.32%</b>

**RECEIVED**  
**PRIMARY ELECTION HELD ON — OFFICIAL BALLOT FOR BULLITT COUNTY — May 21, 2019**

Precinct Report — Unofficial

Page 1 of 96

05/21/2019 07:32 PM

Precincts Reporting 48 of 48 = 100.00%

Total Number of Voters : 10,236 of 0 = 0.00%

Party	Candidate	Absentee	Early	Election	Total
-------	-----------	----------	-------	----------	-------

**Precinct AB (Ballots Cast: 242)**

**GOVERNOR and LIEUTENANT GOVERNOR, Vote For 1**

Robert GOFORTH Michael T. HOGAN	0	0.00%	0	0.00%	21	19.44%	21	19.44%
Ike LAWRENCE James Anthony ROSE	0	0.00%	0	0.00%	3	2.78%	3	2.78%
William E. WOODS Justin B. MILLER	0	0.00%	0	0.00%	8	7.41%	8	7.41%
Matthew G. BEVIN Ralph A. ALVARADO	0	0.00%	0	0.00%	76	70.37%	76	70.37%
<b>Cast Votes:</b>	0	0.00%	0	0.00%	108	99.08%	108	99.08%
<b>Over Votes:</b>	0	0.00%	0	0.00%	0	0.00%	0	0.00%
<b>Under Votes:</b>	0	0.00%	0	0.00%	1	0.92%	1	0.92%

**SECRETARY of STATE, Vote For 1**

Andrew ENGLISH	0	0.00%	0	0.00%	32	31.37%	32	31.37%
Stephen L. KNIPPER	0	0.00%	0	0.00%	15	14.71%	15	14.71%
Carl NETT	0	0.00%	0	0.00%	18	17.65%	18	17.65%
Michael G. ADAMS	0	0.00%	0	0.00%	37	36.27%	37	36.27%
<b>Cast Votes:</b>	0	0.00%	0	0.00%	102	93.58%	102	93.58%
<b>Over Votes:</b>	0	0.00%	0	0.00%	0	0.00%	0	0.00%
<b>Under Votes:</b>	0	0.00%	0	0.00%	7	6.42%	7	6.42%

**ATTORNEY GENERAL, Vote For 1**

Wil SCHRODER	0	0.00%	0	0.00%	41	40.20%	41	40.20%
Daniel CAMERON	0	0.00%	0	0.00%	61	59.80%	61	59.80%
<b>Cast Votes:</b>	0	0.00%	0	0.00%	102	93.58%	102	93.58%
<b>Over Votes:</b>	0	0.00%	0	0.00%	0	0.00%	0	0.00%
<b>Under Votes:</b>	0	0.00%	0	0.00%	7	6.42%	7	6.42%

**COMMISSIONER of AGRICULTURE, Vote For 1**

Ryan F. QUARLES	0	0.00%	0	0.00%	89	87.25%	89	87.25%
Bill POLYNIK	0	0.00%	0	0.00%	13	12.75%	13	12.75%
<b>Cast Votes:</b>	0	0.00%	0	0.00%	102	93.58%	102	93.58%
<b>Over Votes:</b>	0	0.00%	0	0.00%	0	0.00%	0	0.00%
<b>Under Votes:</b>	0	0.00%	0	0.00%	7	6.42%	7	6.42%

**GOVERNOR and LIEUTENANT GOVERNOR, Vote For 1**

Andy BESHEAR Jacqueline COLEMAN	0	0.00%	0	0.00%	60	46.51%	60	46.51%
Adam H. EDELEN Gill HOLLAND	0	0.00%	0	0.00%	41	31.78%	41	31.78%
Geoffrey M. "Geoff" YOUNG Joshua N. "Josh" FRENCH	0	0.00%	0	0.00%	2	1.55%	2	1.55%
Rocky ADKINS Stephanie HORNE	0	0.00%	0	0.00%	26	20.16%	26	20.16%
<b>Cast Votes:</b>	0	0.00%	0	0.00%	129	96.99%	129	96.99%
<b>Over Votes:</b>	0	0.00%	0	0.00%	0	0.00%	0	0.00%
<b>Under Votes:</b>	0	0.00%	0	0.00%	4	3.01%	4	3.01%

**Precinct Report — Unofficial**  
**PRIMARY ELECTION HELD ON — OFFICIAL BALLOT FOR BULLITT COUNTY — May 21, 2019**

Total Number of Voters : 10,236 of 0 = 0.00%

Party	Candidate	Absentee		Early		Election		Total	
<b>Precinct AB (Ballots Cast: 242)</b>									
<b>SECRETARY of STATE, Vote For 1</b>									
	Jason GRIFFITH	0	0.00%	0	0.00%	5	3.88%	5	3.88%
	Heather French HENRY	0	0.00%	0	0.00%	112	86.82%	112	86.82%
	Geoff SEBESTA	0	0.00%	0	0.00%	2	1.55%	2	1.55%
	Jason S. BELCHER	0	0.00%	0	0.00%	10	7.75%	10	7.75%
	<b>Cast Votes:</b>	0	0.00%	0	0.00%	129	96.99%	129	96.99%
	<b>Over Votes:</b>	0	0.00%	0	0.00%	1	0.75%	1	0.75%
	<b>Under Votes:</b>	0	0.00%	0	0.00%	3	2.26%	3	2.26%
<b>AUDITOR of PUBLIC ACCOUNTS, Vote For 1</b>									
	Drew CURTIS	0	0.00%	0	0.00%	13	10.92%	13	10.92%
	Sheri DONAHUE	0	0.00%	0	0.00%	57	47.90%	57	47.90%
	Chris TOBE	0	0.00%	0	0.00%	27	22.69%	27	22.69%
	Kelsey Hayes COOTS	0	0.00%	0	0.00%	22	18.49%	22	18.49%
	<b>Cast Votes:</b>	0	0.00%	0	0.00%	119	89.47%	119	89.47%
	<b>Over Votes:</b>	0	0.00%	0	0.00%	0	0.00%	0	0.00%
	<b>Under Votes:</b>	0	0.00%	0	0.00%	14	10.53%	14	10.53%
<b>STATE TREASURER, Vote For 1</b>									
	Josh MERS	0	0.00%	0	0.00%	32	28.32%	32	28.32%
	Michael BOWMAN	0	0.00%	0	0.00%	81	71.68%	81	71.68%
	<b>Cast Votes:</b>	0	0.00%	0	0.00%	113	84.96%	113	84.96%
	<b>Over Votes:</b>	0	0.00%	0	0.00%	0	0.00%	0	0.00%
	<b>Under Votes:</b>	0	0.00%	0	0.00%	20	15.04%	20	15.04%
<b>COMMISSIONER of AGRICULTURE, Vote For 1</b>									
	Joe TRIGG	0	0.00%	0	0.00%	57	47.90%	57	47.90%
	Robert Haley CONWAY	0	0.00%	0	0.00%	62	52.10%	62	52.10%
	<b>Cast Votes:</b>	0	0.00%	0	0.00%	119	89.47%	119	89.47%
	<b>Over Votes:</b>	0	0.00%	0	0.00%	0	0.00%	0	0.00%
	<b>Under Votes:</b>	0	0.00%	0	0.00%	14	10.53%	14	10.53%

**RECEIVED**  
MAY 31 2019  
BY: \_\_\_\_\_

**Precinct Report — Unofficial**  
**PRIMARY ELECTION HELD ON — OFFICIAL BALLOT FOR BULLITT COUNTY — May 21, 2019**

Page 3 of 96

05/21/2019 07:32 PM

Precincts Reporting 48 of 48 = 100.00%

Total Number of Voters : 10,236 of 0 = 0.00%

Party	Candidate	Absentee	Early	Election	Total
-------	-----------	----------	-------	----------	-------

**Precinct A101 (Ballots Cast: 35)**

**GOVERNOR and LIEUTENANT GOVERNOR, Vote For 1**

Robert GOFORTH Michael T. HOGAN	0	0.00%	0	0.00%	4	25.00%	4	25.00%
Ike LAWRENCE James Anthony ROSE	0	0.00%	0	0.00%	1	6.25%	1	6.25%
William E. WOODS Justin B. MILLER	0	0.00%	0	0.00%	1	6.25%	1	6.25%
Matthew G. BEVIN Ralph A. ALVARADO	0	0.00%	0	0.00%	10	62.50%	10	62.50%
<b>Cast Votes:</b>	0	0.00%	0	0.00%	16	100.00%	16	100.00%
<b>Over Votes:</b>	0	0.00%	0	0.00%	0	0.00%	0	0.00%
<b>Under Votes:</b>	0	0.00%	0	0.00%	0	0.00%	0	0.00%

**SECRETARY of STATE, Vote For 1**

Andrew ENGLISH	0	0.00%	0	0.00%	4	30.77%	4	30.77%
Stephen L. KNIPPER	0	0.00%	0	0.00%	1	7.69%	1	7.69%
Carl NETT	0	0.00%	0	0.00%	2	15.38%	2	15.38%
Michael G. ADAMS	0	0.00%	0	0.00%	6	46.15%	6	46.15%
<b>Cast Votes:</b>	0	0.00%	0	0.00%	13	81.25%	13	81.25%
<b>Over Votes:</b>	0	0.00%	0	0.00%	0	0.00%	0	0.00%
<b>Under Votes:</b>	0	0.00%	0	0.00%	3	18.75%	3	18.75%

**ATTORNEY GENERAL, Vote For 1**

Wil SCHRODER	0	0.00%	0	0.00%	6	60.00%	6	60.00%
Daniel CAMERON	0	0.00%	0	0.00%	4	40.00%	4	40.00%
<b>Cast Votes:</b>	0	0.00%	0	0.00%	10	62.50%	10	62.50%
<b>Over Votes:</b>	0	0.00%	0	0.00%	0	0.00%	0	0.00%
<b>Under Votes:</b>	0	0.00%	0	0.00%	6	37.50%	6	37.50%

**COMMISSIONER of AGRICULTURE, Vote For 1**

Ryan F. QUARLES	0	0.00%	0	0.00%	9	75.00%	9	75.00%
Bill POLYNYIAK	0	0.00%	0	0.00%	3	25.00%	3	25.00%
<b>Cast Votes:</b>	0	0.00%	0	0.00%	12	75.00%	12	75.00%
<b>Over Votes:</b>	0	0.00%	0	0.00%	0	0.00%	0	0.00%
<b>Under Votes:</b>	0	0.00%	0	0.00%	4	25.00%	4	25.00%

**GOVERNOR and LIEUTENANT GOVERNOR, Vote For 1**

Andy BESHEAR Jacqueline COLEMAN	0	0.00%	0	0.00%	8	42.11%	8	42.11%
Adam H. EDELEN Gill HOLLAND	0	0.00%	0	0.00%	5	26.32%	5	26.32%
Geoffrey M. "Geoff" YOUNG Joshua N. "Josh" FRENCH	0	0.00%	0	0.00%	0	0.00%	0	0.00%
Rocky ADKINS Stephanie HORNE	0	0.00%	0	0.00%	6	31.58%	6	31.58%
<b>Cast Votes:</b>	0	0.00%	0	0.00%	19	100.00%	19	100.00%
<b>Over Votes:</b>	0	0.00%	0	0.00%	0	0.00%	0	0.00%
<b>Under Votes:</b>	0	0.00%	0	0.00%	0	0.00%	0	0.00%



# Precinct Report — Unofficial

## PRIMARY ELECTION HELD ON — OFFICIAL BALLOT FOR BULLITT COUNTY — May 21, 2019



Total Number of Voters : 10,236 of 0 = 0.00%

Party	Candidate	Absentee	Early	Election	Total
<b>Precinct A101 (Ballots Cast: 35)</b>					
<b>SECRETARY of STATE, Vote For 1</b>					
	Jason GRIFFITH	0 0.00%	0 0.00%	1 7.14%	1 7.14%
	Heather French HENRY	0 0.00%	0 0.00%	11 78.57%	11 78.57%
	Geoff SEBESTA	0 0.00%	0 0.00%	0 0.00%	0 0.00%
	Jason S. BELCHER	0 0.00%	0 0.00%	2 14.29%	2 14.29%
	<b>Cast Votes:</b>	0 0.00%	0 0.00%	14 73.68%	14 73.68%
	<b>Over Votes:</b>	0 0.00%	0 0.00%	0 0.00%	0 0.00%
	<b>Under Votes:</b>	0 0.00%	0 0.00%	5 26.32%	5 26.32%
<b>AUDITOR of PUBLIC ACCOUNTS, Vote For 1</b>					
	Drew CURTIS	0 0.00%	0 0.00%	0 0.00%	0 0.00%
	Sheri DONAHUE	0 0.00%	0 0.00%	8 57.14%	8 57.14%
	Chris TOBE	0 0.00%	0 0.00%	4 28.57%	4 28.57%
	Kelsey Hayes COOTS	0 0.00%	0 0.00%	2 14.29%	2 14.29%
	<b>Cast Votes:</b>	0 0.00%	0 0.00%	14 73.68%	14 73.68%
	<b>Over Votes:</b>	0 0.00%	0 0.00%	0 0.00%	0 0.00%
	<b>Under Votes:</b>	0 0.00%	0 0.00%	5 26.32%	5 26.32%
<b>STATE TREASURER, Vote For 1</b>					
	Josh MERS	0 0.00%	0 0.00%	5 35.71%	5 35.71%
	Michael BOWMAN	0 0.00%	0 0.00%	9 64.29%	9 64.29%
	<b>Cast Votes:</b>	0 0.00%	0 0.00%	14 73.68%	14 73.68%
	<b>Over Votes:</b>	0 0.00%	0 0.00%	0 0.00%	0 0.00%
	<b>Under Votes:</b>	0 0.00%	0 0.00%	5 26.32%	5 26.32%
<b>COMMISSIONER of AGRICULTURE, Vote For 1</b>					
	Joe TRIGG	0 0.00%	0 0.00%	6 42.86%	6 42.86%
	Robert Haley CONWAY	0 0.00%	0 0.00%	8 57.14%	8 57.14%
	<b>Cast Votes:</b>	0 0.00%	0 0.00%	14 73.68%	14 73.68%
	<b>Over Votes:</b>	0 0.00%	0 0.00%	0 0.00%	0 0.00%
	<b>Under Votes:</b>	0 0.00%	0 0.00%	5 26.32%	5 26.32%

**RECEIVED**  
MAY 31 2019  
BY: \_\_\_\_\_

Precinct Report — Unofficial


PRIMARY ELECTION HELD ON — OFFICIAL BALLOT FOR BULLITT COUNTY — May 21, 2019

Page 5 of 96

05/21/2019 07:32 PM

Precincts Reporting 48 of 48 = 100.00%

Total Number of Voters : 10,236 of 0 = 0.00%



Party	Candidate	Absentee	Early	MA	3	2019 Election	Total
-------	-----------	----------	-------	----	---	---------------	-------

Precinct A102 (Ballots Cast: 89)

GOVERNOR and LIEUTENANT GOVERNOR, Vote For 1							
Robert GOFORTH Michael T. HOGAN	0	0.00%	0	0.00%	8	25.81%	8 25.81%
Ike LAWRENCE James Anthony ROSE	0	0.00%	0	0.00%	2	6.45%	2 6.45%
William E. WOODS Justin B. MILLER	0	0.00%	0	0.00%	1	3.23%	1 3.23%
Matthew G. BEVIN Ralph A. ALVARADO	0	0.00%	0	0.00%	20	64.52%	20 64.52%
<b>Cast Votes:</b>	0	0.00%	0	0.00%	31	100.00%	31 100.00%
<b>Over Votes:</b>	0	0.00%	0	0.00%	0	0.00%	0 0.00%
<b>Under Votes:</b>	0	0.00%	0	0.00%	0	0.00%	0 0.00%

SECRETARY of STATE, Vote For 1							
Andrew ENGLISH	0	0.00%	0	0.00%	6	22.22%	6 22.22%
Stephen L. KNIPPER	0	0.00%	0	0.00%	3	11.11%	3 11.11%
Carl NETT	0	0.00%	0	0.00%	4	14.81%	4 14.81%
Michael G. ADAMS	0	0.00%	0	0.00%	14	51.85%	14 51.85%
<b>Cast Votes:</b>	0	0.00%	0	0.00%	27	87.10%	27 87.10%
<b>Over Votes:</b>	0	0.00%	0	0.00%	0	0.00%	0 0.00%
<b>Under Votes:</b>	0	0.00%	0	0.00%	4	12.90%	4 12.90%

ATTORNEY GENERAL, Vote For 1							
Wil SCHRODER	0	0.00%	0	0.00%	17	62.96%	17 62.96%
Daniel CAMERON	0	0.00%	0	0.00%	10	37.04%	10 37.04%
<b>Cast Votes:</b>	0	0.00%	0	0.00%	27	87.10%	27 87.10%
<b>Over Votes:</b>	0	0.00%	0	0.00%	0	0.00%	0 0.00%
<b>Under Votes:</b>	0	0.00%	0	0.00%	4	12.90%	4 12.90%

COMMISSIONER of AGRICULTURE, Vote For 1							
Ryan F. QUARLES	0	0.00%	0	0.00%	24	85.71%	24 85.71%
Bill POLYNIAK	0	0.00%	0	0.00%	4	14.29%	4 14.29%
<b>Cast Votes:</b>	0	0.00%	0	0.00%	28	90.32%	28 90.32%
<b>Over Votes:</b>	0	0.00%	0	0.00%	0	0.00%	0 0.00%
<b>Under Votes:</b>	0	0.00%	0	0.00%	3	9.68%	3 9.68%

GOVERNOR and LIEUTENANT GOVERNOR, Vote For 1							
Andy BESHEAR Jacqueline COLEMAN	0	0.00%	0	0.00%	23	39.66%	23 39.66%
Adam H. EDELEN Gill HOLLAND	0	0.00%	0	0.00%	20	34.48%	20 34.48%
Geoffrey M."Geoff" YOUNG Joshua N. "Josh" FRENCH	0	0.00%	0	0.00%	0	0.00%	0 0.00%
Rocky ADKINS Stephanie HORNE	0	0.00%	0	0.00%	15	25.86%	15 25.86%
<b>Cast Votes:</b>	0	0.00%	0	0.00%	58	100.00%	58 100.00%
<b>Over Votes:</b>	0	0.00%	0	0.00%	0	0.00%	0 0.00%
<b>Under Votes:</b>	0	0.00%	0	0.00%	0	0.00%	0 0.00%



**Precinct Report — Unofficial**  
**PRIMARY ELECTION HELD ON — OFFICIAL BALLOT FOR BULLITT COUNTY — May 21, 2019**

Total Number of Voters : 10,236 of 0 = 0.00%

Party	Candidate	Absentee	Early	Election	Total
<b>Precinct A102 (Ballots Cast: 89)</b>					
<b>SECRETARY of STATE, Vote For 1</b>					
	Jason GRIFFITH	0 0.00%	0 0.00%	5 8.62%	5 8.62%
	Heather French HENRY	0 0.00%	0 0.00%	43 74.14%	43 74.14%
	Geoff SEBESTA	0 0.00%	0 0.00%	2 3.45%	2 3.45%
	Jason S. BELCHER	0 0.00%	0 0.00%	8 13.79%	8 13.79%
	<b>Cast Votes:</b>	0 0.00%	0 0.00%	58 100.00%	58 100.00%
	<b>Over Votes:</b>	0 0.00%	0 0.00%	0 0.00%	0 0.00%
	<b>Under Votes:</b>	0 0.00%	0 0.00%	0 0.00%	0 0.00%
<b>AUDITOR of PUBLIC ACCOUNTS, Vote For 1</b>					
	Drew CURTIS	0 0.00%	0 0.00%	7 12.96%	7 12.96%
	Sheri DONAHUE	0 0.00%	0 0.00%	25 46.30%	25 46.30%
	Chris TOBE	0 0.00%	0 0.00%	7 12.96%	7 12.96%
	Kelsey Hayes COOTS	0 0.00%	0 0.00%	15 27.78%	15 27.78%
	<b>Cast Votes:</b>	0 0.00%	0 0.00%	54 93.10%	54 93.10%
	<b>Over Votes:</b>	0 0.00%	0 0.00%	0 0.00%	0 0.00%
	<b>Under Votes:</b>	0 0.00%	0 0.00%	4 6.90%	4 6.90%
<b>STATE TREASURER, Vote For 1</b>					
	Josh MERS	0 0.00%	0 0.00%	19 35.19%	19 35.19%
	Michael BOWMAN	0 0.00%	0 0.00%	35 64.81%	35 64.81%
	<b>Cast Votes:</b>	0 0.00%	0 0.00%	54 93.10%	54 93.10%
	<b>Over Votes:</b>	0 0.00%	0 0.00%	0 0.00%	0 0.00%
	<b>Under Votes:</b>	0 0.00%	0 0.00%	4 6.90%	4 6.90%
<b>COMMISSIONER of AGRICULTURE, Vote For 1</b>					
	Joe TRIGG	0 0.00%	0 0.00%	29 52.73%	29 52.73%
	Robert Haley CONWAY	0 0.00%	0 0.00%	26 47.27%	26 47.27%
	<b>Cast Votes:</b>	0 0.00%	0 0.00%	55 94.83%	55 94.83%
	<b>Over Votes:</b>	0 0.00%	0 0.00%	0 0.00%	0 0.00%
	<b>Under Votes:</b>	0 0.00%	0 0.00%	3 5.17%	3 5.17%

**RECEIVED**  
MAY 31 2019  
BY: \_\_\_\_\_

**Precinct Report — Unofficial**  
**PRIMARY ELECTION HELD ON — OFFICIAL BALLOT FOR BULLITT COUNTY — May 21, 2019**

Page 7 of 96

05/21/2019 07:32 PM

Precincts Reporting 48 of 48 = 100.00%

Total Number of Voters : 10,236 of 0 = 0.00%

Party	Candidate	Absentee	Early	Election	Total
-------	-----------	----------	-------	----------	-------

**Precinct A103 (Ballots Cast: 136)**

**GOVERNOR and LIEUTENANT GOVERNOR, Vote For 1**

Robert GOFORTH Michael T. HOGAN	0	0.00%	0	0.00%	30	51.72%	30	51.72%
Ike LAWRENCE James Anthony ROSE	0	0.00%	0	0.00%	2	3.45%	2	3.45%
William E. WOODS Justin B. MILLER	0	0.00%	0	0.00%	4	6.90%	4	6.90%
Matthew G. BEVIN Ralph A. ALVARADO	0	0.00%	0	0.00%	22	37.93%	22	37.93%
<b>Cast Votes:</b>	0	0.00%	0	0.00%	58	100.00%	58	100.00%
<b>Over Votes:</b>	0	0.00%	0	0.00%	0	0.00%	0	0.00%
<b>Under Votes:</b>	0	0.00%	0	0.00%	0	0.00%	0	0.00%

**SECRETARY of STATE, Vote For 1**

Andrew ENGLISH	0	0.00%	0	0.00%	16	31.37%	16	31.37%
Stephen L. KNIPPER	0	0.00%	0	0.00%	8	15.69%	8	15.69%
Carl NETT	0	0.00%	0	0.00%	13	25.49%	13	25.49%
Michael G. ADAMS	0	0.00%	0	0.00%	14	27.45%	14	27.45%
<b>Cast Votes:</b>	0	0.00%	0	0.00%	51	87.93%	51	87.93%
<b>Over Votes:</b>	0	0.00%	0	0.00%	0	0.00%	0	0.00%
<b>Under Votes:</b>	0	0.00%	0	0.00%	7	12.07%	7	12.07%

**ATTORNEY GENERAL, Vote For 1**

Wil SCHRODER	0	0.00%	0	0.00%	29	58.00%	29	58.00%
Daniel CAMERON	0	0.00%	0	0.00%	21	42.00%	21	42.00%
<b>Cast Votes:</b>	0	0.00%	0	0.00%	50	86.21%	50	86.21%
<b>Over Votes:</b>	0	0.00%	0	0.00%	0	0.00%	0	0.00%
<b>Under Votes:</b>	0	0.00%	0	0.00%	8	13.79%	8	13.79%

**COMMISSIONER of AGRICULTURE, Vote For 1**

Ryan F. QUARLES	0	0.00%	0	0.00%	36	72.00%	36	72.00%
Bill POLYNIK	0	0.00%	0	0.00%	14	28.00%	14	28.00%
<b>Cast Votes:</b>	0	0.00%	0	0.00%	50	86.21%	50	86.21%
<b>Over Votes:</b>	0	0.00%	0	0.00%	0	0.00%	0	0.00%
<b>Under Votes:</b>	0	0.00%	0	0.00%	8	13.79%	8	13.79%

**GOVERNOR and LIEUTENANT GOVERNOR, Vote For 1**

Andy BESHEAR Jacqueline COLEMAN	0	0.00%	0	0.00%	43	55.13%	43	55.13%
Adam H. EDELEN Gill HOLLAND	0	0.00%	0	0.00%	20	25.64%	20	25.64%
Geoffrey M. "Geoff" YOUNG Joshua N. "Josh" FRENCH	0	0.00%	0	0.00%	2	2.56%	2	2.56%
Rocky ADKINS Stephanie HORNE	0	0.00%	0	0.00%	13	16.67%	13	16.67%
<b>Cast Votes:</b>	0	0.00%	0	0.00%	78	100.00%	78	100.00%
<b>Over Votes:</b>	0	0.00%	0	0.00%	0	0.00%	0	0.00%
<b>Under Votes:</b>	0	0.00%	0	0.00%	0	0.00%	0	0.00%

**Precinct Report — Unofficial**  
**PRIMARY ELECTION HELD ON — OFFICIAL BALLOT FOR BULLITT COUNTY — May 21, 2019**

Total Number of Voters : 10,236 of 0 = 0.00%

Party	Candidate	Absentee	Early	Election	Total
<b>Precinct A103 (Ballots Cast: 136)</b>					
<b>SECRETARY of STATE, Vote For 1</b>					
	Jason GRIFFITH	0 0.00%	0 0.00%	6 8.00%	6 8.00%
	Heather French HENRY	0 0.00%	0 0.00%	56 74.67%	56 74.67%
	Geoff SEBESTA	0 0.00%	0 0.00%	4 5.33%	4 5.33%
	Jason S. BELCHER	0 0.00%	0 0.00%	9 12.00%	9 12.00%
	<b>Cast Votes:</b>	0 0.00%	0 0.00%	75 96.15%	75 96.15%
	<b>Over Votes:</b>	0 0.00%	0 0.00%	0 0.00%	0 0.00%
	<b>Under Votes:</b>	0 0.00%	0 0.00%	3 3.85%	3 3.85%
<b>AUDITOR of PUBLIC ACCOUNTS, Vote For 1</b>					
	Drew CURTIS	0 0.00%	0 0.00%	6 8.45%	6 8.45%
	Sheri DONAHUE	0 0.00%	0 0.00%	29 40.85%	29 40.85%
	Chris TOBE	0 0.00%	0 0.00%	9 12.68%	9 12.68%
	Kelsey Hayes COOTS	0 0.00%	0 0.00%	27 38.03%	27 38.03%
	<b>Cast Votes:</b>	0 0.00%	0 0.00%	71 91.03%	71 91.03%
	<b>Over Votes:</b>	0 0.00%	0 0.00%	0 0.00%	0 0.00%
	<b>Under Votes:</b>	0 0.00%	0 0.00%	7 8.97%	7 8.97%
<b>STATE TREASURER, Vote For 1</b>					
	Josh MERS	0 0.00%	0 0.00%	22 32.35%	22 32.35%
	Michael BOWMAN	0 0.00%	0 0.00%	46 67.65%	46 67.65%
	<b>Cast Votes:</b>	0 0.00%	0 0.00%	68 87.18%	68 87.18%
	<b>Over Votes:</b>	0 0.00%	0 0.00%	0 0.00%	0 0.00%
	<b>Under Votes:</b>	0 0.00%	0 0.00%	10 12.82%	10 12.82%
<b>COMMISSIONER of AGRICULTURE, Vote For 1</b>					
	Joe TRIGG	0 0.00%	0 0.00%	30 42.25%	30 42.25%
	Robert Haley CONWAY	0 0.00%	0 0.00%	41 57.75%	41 57.75%
	<b>Cast Votes:</b>	0 0.00%	0 0.00%	71 91.03%	71 91.03%
	<b>Over Votes:</b>	0 0.00%	0 0.00%	0 0.00%	0 0.00%
	<b>Under Votes:</b>	0 0.00%	0 0.00%	7 8.97%	7 8.97%


**RECEIVED**  
MAY 31 2019

**Precinct Report — Unofficial**  
**PRIMARY ELECTION HELD ON — OFFICIAL BALLOT FOR BULLITT COUNTY — May 21, 2019**

Page 9 of 96

05/21/2019 07:32 PM

Precincts Reporting 48 of 48 = 100.00%



Total Number of Voters : 10,236 of 0 = 0.00%

Party	Candidate	Absentee	Early	Election	Total
-------	-----------	----------	-------	----------	-------

**Precinct A104 (Ballots Cast: 176)**

**GOVERNOR and LIEUTENANT GOVERNOR, Vote For 1**

Robert GOFORTH Michael T. HOGAN	0	0.00%	0	0.00%	21	30.88%	21	30.88%
Ike LAWRENCE James Anthony ROSE	0	0.00%	0	0.00%	1	1.47%	1	1.47%
William E. WOODS Justin B. MILLER	0	0.00%	0	0.00%	8	11.76%	8	11.76%
Matthew G. BEVIN Ralph A. ALVARADO	0	0.00%	0	0.00%	38	55.88%	38	55.88%
<b>Cast Votes:</b>	0	0.00%	0	0.00%	68	98.55%	68	98.55%
<b>Over Votes:</b>	0	0.00%	0	0.00%	0	0.00%	0	0.00%
<b>Under Votes:</b>	0	0.00%	0	0.00%	1	1.45%	1	1.45%

**SECRETARY of STATE, Vote For 1**

Andrew ENGLISH	0	0.00%	0	0.00%	15	26.32%	15	26.32%
Stephen L. KNIPPER	0	0.00%	0	0.00%	14	24.56%	14	24.56%
Carl NETT	0	0.00%	0	0.00%	13	22.81%	13	22.81%
Michael G. ADAMS	0	0.00%	0	0.00%	15	26.32%	15	26.32%
<b>Cast Votes:</b>	0	0.00%	0	0.00%	57	82.61%	57	82.61%
<b>Over Votes:</b>	0	0.00%	0	0.00%	0	0.00%	0	0.00%
<b>Under Votes:</b>	0	0.00%	0	0.00%	12	17.39%	12	17.39%

**ATTORNEY GENERAL, Vote For 1**

Wil SCHRODER	0	0.00%	0	0.00%	23	41.07%	23	41.07%
Daniel CAMERON	0	0.00%	0	0.00%	33	58.93%	33	58.93%
<b>Cast Votes:</b>	0	0.00%	0	0.00%	56	81.16%	56	81.16%
<b>Over Votes:</b>	0	0.00%	0	0.00%	0	0.00%	0	0.00%
<b>Under Votes:</b>	0	0.00%	0	0.00%	13	18.84%	13	18.84%

**COMMISSIONER of AGRICULTURE, Vote For 1**

Ryan F. QUARLES	0	0.00%	0	0.00%	50	83.33%	50	83.33%
Bill POLYNIAC	0	0.00%	0	0.00%	10	16.67%	10	16.67%
<b>Cast Votes:</b>	0	0.00%	0	0.00%	60	86.96%	60	86.96%
<b>Over Votes:</b>	0	0.00%	0	0.00%	0	0.00%	0	0.00%
<b>Under Votes:</b>	0	0.00%	0	0.00%	9	13.04%	9	13.04%

**GOVERNOR and LIEUTENANT GOVERNOR, Vote For 1**

Andy BESHEAR Jacqueline COLEMAN	0	0.00%	0	0.00%	54	50.94%	54	50.94%
Adam H. EDELEN Gill HOLLAND	0	0.00%	0	0.00%	34	32.08%	34	32.08%
Geoffrey M."Geoff" YOUNG Joshua N. "Josh" FRENCH	0	0.00%	0	0.00%	2	1.89%	2	1.89%
Rocky ADKINS Stephanie HORNE	0	0.00%	0	0.00%	16	15.09%	16	15.09%
<b>Cast Votes:</b>	0	0.00%	0	0.00%	106	99.07%	106	99.07%
<b>Over Votes:</b>	0	0.00%	0	0.00%	0	0.00%	0	0.00%
<b>Under Votes:</b>	0	0.00%	0	0.00%	1	0.93%	1	0.93%

**Precinct Report — Unofficial**  
**PRIMARY ELECTION HELD ON — OFFICIAL BALLOT FOR BULLITT COUNTY — May 21, 2019**

Total Number of Voters : 10,236 of 0 = 0.00%

Party	Candidate	Absentee	Early	Election	Total
<b>Precinct A104 (Ballots Cast: 176)</b>					
	<b>SECRETARY of STATE, Vote For 1</b>				
	Jason GRIFFITH	0 0.00%	0 0.00%	4 3.81%	4 3.81%
	Heather French HENRY	0 0.00%	0 0.00%	91 86.67%	91 86.67%
	Geoff SEBESTA	0 0.00%	0 0.00%	2 1.90%	2 1.90%
	Jason S. BELCHER	0 0.00%	0 0.00%	8 7.62%	8 7.62%
	<b>Cast Votes:</b>	0 0.00%	0 0.00%	105 98.13%	105 98.13%
	<b>Over Votes:</b>	0 0.00%	0 0.00%	0 0.00%	0 0.00%
	<b>Under Votes:</b>	0 0.00%	0 0.00%	2 1.87%	2 1.87%
	<b>AUDITOR of PUBLIC ACCOUNTS, Vote For 1</b>				
	Drew CURTIS	0 0.00%	0 0.00%	14 15.73%	14 15.73%
	Sheri DONAHUE	0 0.00%	0 0.00%	41 46.07%	41 46.07%
	Chris TOBE	0 0.00%	0 0.00%	14 15.73%	14 15.73%
	Kelsey Hayes COOTS	0 0.00%	0 0.00%	20 22.47%	20 22.47%
	<b>Cast Votes:</b>	0 0.00%	0 0.00%	89 83.18%	89 83.18%
	<b>Over Votes:</b>	0 0.00%	0 0.00%	0 0.00%	0 0.00%
	<b>Under Votes:</b>	0 0.00%	0 0.00%	18 16.82%	18 16.82%
	<b>STATE TREASURER, Vote For 1</b>				
	Josh MERS	0 0.00%	0 0.00%	32 35.56%	32 35.56%
	Michael BOWMAN	0 0.00%	0 0.00%	58 64.44%	58 64.44%
	<b>Cast Votes:</b>	0 0.00%	0 0.00%	90 84.11%	90 84.11%
	<b>Over Votes:</b>	0 0.00%	0 0.00%	0 0.00%	0 0.00%
	<b>Under Votes:</b>	0 0.00%	0 0.00%	17 15.89%	17 15.89%
	<b>COMMISSIONER of AGRICULTURE, Vote For 1</b>				
	Joe TRIGG	0 0.00%	0 0.00%	39 42.86%	39 42.86%
	Robert Haley CONWAY	0 0.00%	0 0.00%	52 57.14%	52 57.14%
	<b>Cast Votes:</b>	0 0.00%	0 0.00%	91 85.05%	91 85.05%
	<b>Over Votes:</b>	0 0.00%	0 0.00%	0 0.00%	0 0.00%
	<b>Under Votes:</b>	0 0.00%	0 0.00%	16 14.95%	16 14.95%

**RECORDED**  
MAY 31 2019  
BY: \_\_\_\_\_




# Precinct Report — Unofficial

## PRIMARY ELECTION HELD ON — OFFICIAL BALLOT FOR BULLITT COUNTY — May 21, 2019



Total Number of Voters : 10,236 of 0 = 0.00%




Party	Candidate	Absentee	Early	Election	Total
<b>Precinct A105 (Ballots Cast: 279)</b>					
<b>GOVERNOR and LIEUTENANT GOVERNOR, Vote For 1</b>					
	Robert GOFORTH Michael T. HOGAN	0	0	49	49 34.75%
	Ike LAWRENCE James Anthony ROSE	0	0	7	7 4.96%
	William E. WOODS Justin B. MILLER	0	0	10	10 7.09%
	Matthew G. BEVIN Ralph A. ALVARADO	0	0	75	75 53.19%
	<b>Cast Votes:</b>	0	0	141	141 100.00%
	<b>Over Votes:</b>	0	0	0	0 0.00%
	<b>Under Votes:</b>	0	0	0	0 0.00%
<b>SECRETARY of STATE, Vote For 1</b>					
	Andrew ENGLISH	0	0	34	34 26.15%
	Stephen L. KNIPPER	0	0	27	27 20.77%
	Carl NETT	0	0	32	32 24.62%
	Michael G. ADAMS	0	0	37	37 28.46%
	<b>Cast Votes:</b>	0	0	130	130 92.20%
	<b>Over Votes:</b>	0	0	0	0 0.00%
	<b>Under Votes:</b>	0	0	11	11 7.80%
<b>ATTORNEY GENERAL, Vote For 1</b>					
	Wil SCHRODER	0	0	56	56 42.42%
	Daniel CAMERON	0	0	76	76 57.58%
	<b>Cast Votes:</b>	0	0	132	132 93.62%
	<b>Over Votes:</b>	0	0	0	0 0.00%
	<b>Under Votes:</b>	0	0	9	9 6.38%
<b>COMMISSIONER of AGRICULTURE, Vote For 1</b>					
	Ryan F. QUARLES	0	0	101	101 78.91%
	Bill POLYNYIAK	0	0	27	27 21.09%
	<b>Cast Votes:</b>	0	0	128	128 90.78%
	<b>Over Votes:</b>	0	0	0	0 0.00%
	<b>Under Votes:</b>	0	0	13	13 9.22%
<b>GOVERNOR and LIEUTENANT GOVERNOR, Vote For 1</b>					
	Andy BESHEAR Jacqueline COLEMAN	0	0	58	58 42.34%
	Adam H. EDELEN Gill HOLLAND	0	0	47	47 34.31%
	Geoffrey M."Geoff" YOUNG Joshua N. "Josh" FRENCH	0	0	4	4 2.92%
	Rocky ADKINS Stephanie HORNE	0	0	28	28 20.44%
	<b>Cast Votes:</b>	0	0	137	137 99.28%
	<b>Over Votes:</b>	0	0	0	0 0.00%
	<b>Under Votes:</b>	0	0	1	1 0.72%

**Precinct Report — Unofficial**  
**PRIMARY ELECTION HELD ON — OFFICIAL BALLOT FOR BULLITT COUNTY — May 21, 2019**

Total Number of Voters : 10,236 of 0 = 0.00%

Party	Candidate	Absentee	Early	Election	Total
<b>Precinct A105 (Ballots Cast: 279)</b>					
	<b>SECRETARY of STATE, Vote For 1</b>				
	Jason GRIFFITH	0 0.00%	0 0.00%	15 11.11%	15 11.11%
	Heather French HENRY	0 0.00%	0 0.00%	104 77.04%	104 77.04%
	Geoff SEBESTA	0 0.00%	0 0.00%	1 0.74%	1 0.74%
	Jason S. BELCHER	0 0.00%	0 0.00%	15 11.11%	15 11.11%
	<b>Cast Votes:</b>	0 0.00%	0 0.00%	135 97.83%	135 97.83%
	<b>Over Votes:</b>	0 0.00%	0 0.00%	0 0.00%	0 0.00%
	<b>Under Votes:</b>	0 0.00%	0 0.00%	3 2.17%	3 2.17%
	<b>AUDITOR of PUBLIC ACCOUNTS, Vote For 1</b>				
	Drew CURTIS	0 0.00%	0 0.00%	21 16.94%	21 16.94%
	Sheri DONAHUE	0 0.00%	0 0.00%	55 44.35%	55 44.35%
	Chris TOBE	0 0.00%	0 0.00%	21 16.94%	21 16.94%
	Kelsey Hayes COOTS	0 0.00%	0 0.00%	27 21.77%	27 21.77%
	<b>Cast Votes:</b>	0 0.00%	0 0.00%	124 89.86%	124 89.86%
	<b>Over Votes:</b>	0 0.00%	0 0.00%	0 0.00%	0 0.00%
	<b>Under Votes:</b>	0 0.00%	0 0.00%	14 10.14%	14 10.14%
	<b>STATE TREASURER, Vote For 1</b>				
	Josh MERS	0 0.00%	0 0.00%	52 41.94%	52 41.94%
	Michael BOWMAN	0 0.00%	0 0.00%	72 58.06%	72 58.06%
	<b>Cast Votes:</b>	0 0.00%	0 0.00%	124 89.86%	124 89.86%
	<b>Over Votes:</b>	0 0.00%	0 0.00%	0 0.00%	0 0.00%
	<b>Under Votes:</b>	0 0.00%	0 0.00%	14 10.14%	14 10.14%
	<b>COMMISSIONER of AGRICULTURE, Vote For 1</b>				
	Joe TRIGG	0 0.00%	0 0.00%	61 47.66%	61 47.66%
	Robert Haley CONWAY	0 0.00%	0 0.00%	67 52.34%	67 52.34%
	<b>Cast Votes:</b>	0 0.00%	0 0.00%	128 92.75%	128 92.75%
	<b>Over Votes:</b>	0 0.00%	0 0.00%	0 0.00%	0 0.00%
	<b>Under Votes:</b>	0 0.00%	0 0.00%	10 7.25%	10 7.25%




**Precinct Report — Unofficial**  
**PRIMARY ELECTION HELD ON — OFFICIAL BALLOT FOR BULLITT COUNTY — May 21, 2019**

Page 13 of 96

05/21/2019 07:32 PM

Precincts Reporting 48 of 48 = 100.00%



Total Number of Voters : 10,236 of 0 = 0.00%

Party	Candidate	Absentee	Early	Election	Total
<b>Precinct A106 (Ballots Cast: 216)</b>					
<b>GOVERNOR and LIEUTENANT GOVERNOR, Vote For 1</b>					
	Robert GOFORTH Michael T. HOGAN	0 0.00%	0 0.00%	39 37.14%	39 37.14%
	Ike LAWRENCE James Anthony ROSE	0 0.00%	0 0.00%	7 6.67%	7 6.67%
	William E. WOODS Justin B. MILLER	0 0.00%	0 0.00%	5 4.76%	5 4.76%
	Matthew G. BEVIN Ralph A. ALVARADO	0 0.00%	0 0.00%	54 51.43%	54 51.43%
	<b>Cast Votes:</b>	0 0.00%	0 0.00%	105 98.13%	105 98.13%
	<b>Over Votes:</b>	0 0.00%	0 0.00%	0 0.00%	0 0.00%
	<b>Under Votes:</b>	0 0.00%	0 0.00%	2 1.87%	2 1.87%
<b>SECRETARY of STATE, Vote For 1</b>					
	Andrew ENGLISH	0 0.00%	0 0.00%	20 21.05%	20 21.05%
	Stephen L. KNIPPER	0 0.00%	0 0.00%	18 18.95%	18 18.95%
	Carl NETT	0 0.00%	0 0.00%	20 21.05%	20 21.05%
	Michael G. ADAMS	0 0.00%	0 0.00%	37 38.95%	37 38.95%
	<b>Cast Votes:</b>	0 0.00%	0 0.00%	95 88.79%	95 88.79%
	<b>Over Votes:</b>	0 0.00%	0 0.00%	0 0.00%	0 0.00%
	<b>Under Votes:</b>	0 0.00%	0 0.00%	12 11.21%	12 11.21%
<b>ATTORNEY GENERAL, Vote For 1</b>					
	Wil SCHRODER	0 0.00%	0 0.00%	42 44.21%	42 44.21%
	Daniel CAMERON	0 0.00%	0 0.00%	53 55.79%	53 55.79%
	<b>Cast Votes:</b>	0 0.00%	0 0.00%	95 88.79%	95 88.79%
	<b>Over Votes:</b>	0 0.00%	0 0.00%	0 0.00%	0 0.00%
	<b>Under Votes:</b>	0 0.00%	0 0.00%	12 11.21%	12 11.21%
<b>COMMISSIONER of AGRICULTURE, Vote For 1</b>					
	Ryan F. QUARLES	0 0.00%	0 0.00%	76 82.61%	76 82.61%
	Bill POLYNIK	0 0.00%	0 0.00%	16 17.39%	16 17.39%
	<b>Cast Votes:</b>	0 0.00%	0 0.00%	92 85.98%	92 85.98%
	<b>Over Votes:</b>	0 0.00%	0 0.00%	0 0.00%	0 0.00%
	<b>Under Votes:</b>	0 0.00%	0 0.00%	15 14.02%	15 14.02%
<b>GOVERNOR and LIEUTENANT GOVERNOR, Vote For 1</b>					
	Andy BESHEAR Jacqueline COLEMAN	0 0.00%	0 0.00%	39 35.78%	39 35.78%
	Adam H. EDELEN Gill HOLLAND	0 0.00%	0 0.00%	32 29.36%	32 29.36%
	Geoffrey M. "Geoff" YOUNG Joshua N. "Josh" FRENCH	0 0.00%	0 0.00%	2 1.83%	2 1.83%
	Rocky ADKINS Stephanie HORNE	0 0.00%	0 0.00%	36 33.03%	36 33.03%
	<b>Cast Votes:</b>	0 0.00%	0 0.00%	109 100.00%	109 100.00%
	<b>Over Votes:</b>	0 0.00%	0 0.00%	0 0.00%	0 0.00%
	<b>Under Votes:</b>	0 0.00%	0 0.00%	0 0.00%	0 0.00%



**Precinct Report — Unofficial**  
**PRIMARY ELECTION HELD ON — OFFICIAL BALLOT FOR BULLITT COUNTY — May 21, 2019**

Total Number of Voters : 10,236 of 0 = 0.00%

Party	Candidate	Absentee	Early	Election	Total
<b>Precinct A106 (Ballots Cast: 216)</b>					
<b>SECRETARY of STATE, Vote For 1</b>					
	Jason GRIFFITH	0 0.00%	0 0.00%	5 4.67%	5 4.67%
	Heather French HENRY	0 0.00%	0 0.00%	86 80.37%	86 80.37%
	Geoff SEBESTA	0 0.00%	0 0.00%	4 3.74%	4 3.74%
	Jason S. BELCHER	0 0.00%	0 0.00%	12 11.21%	12 11.21%
	<b>Cast Votes:</b>	0 0.00%	0 0.00%	107 98.17%	107 98.17%
	<b>Over Votes:</b>	0 0.00%	0 0.00%	0 0.00%	0 0.00%
	<b>Under Votes:</b>	0 0.00%	0 0.00%	2 1.83%	2 1.83%
<b>AUDITOR of PUBLIC ACCOUNTS, Vote For 1</b>					
	Drew CURTIS	0 0.00%	0 0.00%	5 5.05%	5 5.05%
	Sheri DONAHUE	0 0.00%	0 0.00%	46 46.46%	46 46.46%
	Chris TOBE	0 0.00%	0 0.00%	23 23.23%	23 23.23%
	Kelsey Hayes COOTS	0 0.00%	0 0.00%	25 25.25%	25 25.25%
	<b>Cast Votes:</b>	0 0.00%	0 0.00%	99 90.83%	99 90.83%
	<b>Over Votes:</b>	0 0.00%	0 0.00%	0 0.00%	0 0.00%
	<b>Under Votes:</b>	0 0.00%	0 0.00%	10 9.17%	10 9.17%
<b>STATE TREASURER, Vote For 1</b>					
	Josh MERS	0 0.00%	0 0.00%	23 23.96%	23 23.96%
	Michael BOWMAN	0 0.00%	0 0.00%	73 76.04%	73 76.04%
	<b>Cast Votes:</b>	0 0.00%	0 0.00%	96 88.07%	96 88.07%
	<b>Over Votes:</b>	0 0.00%	0 0.00%	0 0.00%	0 0.00%
	<b>Under Votes:</b>	0 0.00%	0 0.00%	13 11.93%	13 11.93%
<b>COMMISSIONER of AGRICULTURE, Vote For 1</b>					
	Joe TRIGG	0 0.00%	0 0.00%	51 52.58%	51 52.58%
	Robert Haley CONWAY	0 0.00%	0 0.00%	46 47.42%	46 47.42%
	<b>Cast Votes:</b>	0 0.00%	0 0.00%	97 88.99%	97 88.99%
	<b>Over Votes:</b>	0 0.00%	0 0.00%	0 0.00%	0 0.00%
	<b>Under Votes:</b>	0 0.00%	0 0.00%	12 11.01%	12 11.01%

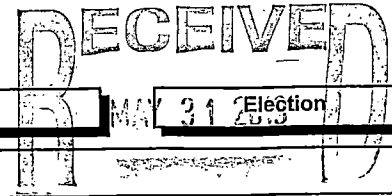
**RECEIVED**  
MAY 31 2019  
BY: \_\_\_\_\_

**Precinct Report — Unofficial**  
**PRIMARY ELECTION HELD ON — OFFICIAL BALLOT FOR BULLITT COUNTY — May 21, 2019**

Page 15 of 96

05/21/2019 07:32 PM

Precincts Reporting 48 of 48 = 100.00%



Total Number of Voters : 10,236 of 0 = 0.00%

Party	Candidate	Absentee	Early	Election	Total
-------	-----------	----------	-------	----------	-------

**Precinct A107 (Ballots Cast: 353)**

**GOVERNOR and LIEUTENANT GOVERNOR, Vote For 1**

Robert GOFORTH Michael T. HOGAN	0	0.00%	0	0.00%	49	28.32%	49	28.32%
Ike LAWRENCE James Anthony ROSE	0	0.00%	0	0.00%	3	1.73%	3	1.73%
William E. WOODS Justin B. MILLER	0	0.00%	0	0.00%	7	4.05%	7	4.05%
Matthew G. BEVIN Ralph A. ALVARADO	0	0.00%	0	0.00%	114	65.90%	114	65.90%
<b>Cast Votes:</b>	0	0.00%	0	0.00%	173	100.00%	173	100.00%
<b>Over Votes:</b>	0	0.00%	0	0.00%	0	0.00%	0	0.00%
<b>Under Votes:</b>	0	0.00%	0	0.00%	0	0.00%	0	0.00%

**SECRETARY of STATE, Vote For 1**

Andrew ENGLISH	0	0.00%	0	0.00%	52	33.99%	52	33.99%
Stephen L. KNIPPER	0	0.00%	0	0.00%	28	18.30%	28	18.30%
Carl NETT	0	0.00%	0	0.00%	26	16.99%	26	16.99%
Michael G. ADAMS	0	0.00%	0	0.00%	47	30.72%	47	30.72%
<b>Cast Votes:</b>	0	0.00%	0	0.00%	153	88.44%	153	88.44%
<b>Over Votes:</b>	0	0.00%	0	0.00%	0	0.00%	0	0.00%
<b>Under Votes:</b>	0	0.00%	0	0.00%	20	11.56%	20	11.56%

**ATTORNEY GENERAL, Vote For 1**

Wii SCHRODER	0	0.00%	0	0.00%	77	48.13%	77	48.13%
Daniel CAMERON	0	0.00%	0	0.00%	83	51.88%	83	51.88%
<b>Cast Votes:</b>	0	0.00%	0	0.00%	160	92.49%	160	92.49%
<b>Over Votes:</b>	0	0.00%	0	0.00%	0	0.00%	0	0.00%
<b>Under Votes:</b>	0	0.00%	0	0.00%	13	7.51%	13	7.51%

**COMMISSIONER of AGRICULTURE, Vote For 1**

Ryan F. QUARLES	0	0.00%	0	0.00%	120	79.47%	120	79.47%
Bill POLYNIK	0	0.00%	0	0.00%	31	20.53%	31	20.53%
<b>Cast Votes:</b>	0	0.00%	0	0.00%	151	87.28%	151	87.28%
<b>Over Votes:</b>	0	0.00%	0	0.00%	0	0.00%	0	0.00%
<b>Under Votes:</b>	0	0.00%	0	0.00%	22	12.72%	22	12.72%

**GOVERNOR and LIEUTENANT GOVERNOR, Vote For 1**

Andy BESHEAR Jacqueline COLEMAN	0	0.00%	0	0.00%	64	36.16%	64	36.16%
Adam H. EDELEN Gill HOLLAND	0	0.00%	0	0.00%	58	32.77%	58	32.77%
Geoffrey M. "Geoff" YOUNG Joshua N. "Josh" FRENCH	0	0.00%	0	0.00%	8	4.52%	8	4.52%
Rocky ADKINS Stephanie HORNE	0	0.00%	0	0.00%	47	26.55%	47	26.55%
<b>Cast Votes:</b>	0	0.00%	0	0.00%	177	98.33%	177	98.33%
<b>Over Votes:</b>	0	0.00%	0	0.00%	0	0.00%	0	0.00%
<b>Under Votes:</b>	0	0.00%	0	0.00%	3	1.67%	3	1.67%

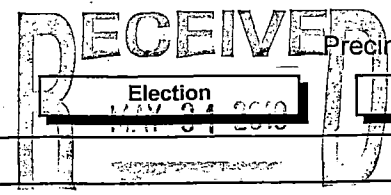
**Precinct Report — Unofficial**  
**PRIMARY ELECTION HELD ON — OFFICIAL BALLOT FOR BULLITT COUNTY — May 21, 2019**

Total Number of Voters : 10,236 of 0 = 0.00%

Party	Candidate	Absentee	Early	Election	Total
<b>Precinct A107 (Ballots Cast: 353)</b>					
<b>SECRETARY of STATE, Vote For 1</b>					
	Jason GRIFFITH	0 0.00%	0 0.00%	18 10.17%	18 10.17%
	Heather French HENRY	0 0.00%	0 0.00%	132 74.58%	132 74.58%
	Geoff SEBESTA	0 0.00%	0 0.00%	1 0.56%	1 0.56%
	Jason S. BELCHER	0 0.00%	0 0.00%	26 14.69%	26 14.69%
	<b>Cast Votes:</b>	0 0.00%	0 0.00%	177 98.33%	177 98.33%
	<b>Over Votes:</b>	0 0.00%	0 0.00%	0 0.00%	0 0.00%
	<b>Under Votes:</b>	0 0.00%	0 0.00%	3 1.67%	3 1.67%
<b>AUDITOR of PUBLIC ACCOUNTS, Vote For 1</b>					
	Drew CURTIS	0 0.00%	0 0.00%	23 14.56%	23 14.56%
	Sheri DONAHUE	0 0.00%	0 0.00%	62 39.24%	62 39.24%
	Chris TOBE	0 0.00%	0 0.00%	38 24.05%	38 24.05%
	Kelsey Hayes COOTS	0 0.00%	0 0.00%	35 22.15%	35 22.15%
	<b>Cast Votes:</b>	0 0.00%	0 0.00%	158 87.78%	158 87.78%
	<b>Over Votes:</b>	0 0.00%	0 0.00%	0 0.00%	0 0.00%
	<b>Under Votes:</b>	0 0.00%	0 0.00%	22 12.22%	22 12.22%
<b>STATE TREASURER, Vote For 1</b>					
	Josh MERS	0 0.00%	0 0.00%	61 37.89%	61 37.89%
	Michael BOWMAN	0 0.00%	0 0.00%	100 62.11%	100 62.11%
	<b>Cast Votes:</b>	0 0.00%	0 0.00%	161 89.44%	161 89.44%
	<b>Over Votes:</b>	0 0.00%	0 0.00%	0 0.00%	0 0.00%
	<b>Under Votes:</b>	0 0.00%	0 0.00%	19 10.56%	19 10.56%
<b>COMMISSIONER of AGRICULTURE, Vote For 1</b>					
	Joe TRIGG	0 0.00%	0 0.00%	74 46.25%	74 46.25%
	Robert Haley CONWAY	0 0.00%	0 0.00%	86 53.75%	86 53.75%
	<b>Cast Votes:</b>	0 0.00%	0 0.00%	160 88.89%	160 88.89%
	<b>Over Votes:</b>	0 0.00%	0 0.00%	0 0.00%	0 0.00%
	<b>Under Votes:</b>	0 0.00%	0 0.00%	20 11.11%	20 11.11%

**RECEIVED**  
**MAY 31 2019**  
**BY: \_\_\_\_\_**

**Precinct Report — Unofficial**  
**PRIMARY ELECTION HELD ON — OFFICIAL BALLOT FOR BULLITT COUNTY — May 21, 2019**



Total Number of Voters : 10,236 of 0 = 0.00%

Party	Candidate	Absentee	Early	Election	Total
<b>Precinct A108 (Ballots Cast: 126)</b>					
<b>GOVERNOR and LIEUTENANT GOVERNOR, Vote For 1</b>					
	Robert GOFORTH Michael T. HOGAN	0 0.00%	0 0.00%	16 30.77%	16 30.77%
	Ike LAWRENCE James Anthony ROSE	0 0.00%	0 0.00%	1 1.92%	1 1.92%
	William E. WOODS Justin B. MILLER	0 0.00%	0 0.00%	8 15.38%	8 15.38%
	Matthew G. BEVIN Ralph A. ALVARADO	0 0.00%	0 0.00%	27 51.92%	27 51.92%
	<b>Cast Votes:</b>	0 0.00%	0 0.00%	52 100.00%	52 100.00%
	<b>Over Votes:</b>	0 0.00%	0 0.00%	0 0.00%	0 0.00%
	<b>Under Votes:</b>	0 0.00%	0 0.00%	0 0.00%	0 0.00%
<b>SECRETARY of STATE, Vote For 1</b>					
	Andrew ENGLISH	0 0.00%	0 0.00%	17 36.96%	17 36.96%
	Stephen L. KNIPPER	0 0.00%	0 0.00%	8 17.39%	8 17.39%
	Carl NETT	0 0.00%	0 0.00%	6 13.04%	6 13.04%
	Michael G. ADAMS	0 0.00%	0 0.00%	15 32.61%	15 32.61%
	<b>Cast Votes:</b>	0 0.00%	0 0.00%	46 88.46%	46 88.46%
	<b>Over Votes:</b>	0 0.00%	0 0.00%	0 0.00%	0 0.00%
	<b>Under Votes:</b>	0 0.00%	0 0.00%	6 11.54%	6 11.54%
<b>ATTORNEY GENERAL, Vote For 1</b>					
	Wil SCHRODER	0 0.00%	0 0.00%	19 42.22%	19 42.22%
	Daniel CAMERON	0 0.00%	0 0.00%	26 57.78%	26 57.78%
	<b>Cast Votes:</b>	0 0.00%	0 0.00%	45 86.54%	45 86.54%
	<b>Over Votes:</b>	0 0.00%	0 0.00%	0 0.00%	0 0.00%
	<b>Under Votes:</b>	0 0.00%	0 0.00%	7 13.46%	7 13.46%
<b>COMMISSIONER of AGRICULTURE, Vote For 1</b>					
	Ryan F. QUARLES	0 0.00%	0 0.00%	39 86.67%	39 86.67%
	Bill POLYNIAK	0 0.00%	0 0.00%	6 13.33%	6 13.33%
	<b>Cast Votes:</b>	0 0.00%	0 0.00%	45 86.54%	45 86.54%
	<b>Over Votes:</b>	0 0.00%	0 0.00%	1 1.92%	1 1.92%
	<b>Under Votes:</b>	0 0.00%	0 0.00%	6 11.54%	6 11.54%
<b>GOVERNOR and LIEUTENANT GOVERNOR, Vote For 1</b>					
	Andy BESHEAR Jacqueline COLEMAN	0 0.00%	0 0.00%	28 38.36%	28 38.36%
	Adam H. EDELEN Gill HOLLAND	0 0.00%	0 0.00%	16 21.92%	16 21.92%
	Geoffrey M. "Geoff" YOUNG Joshua N. "Josh" FRENCH	0 0.00%	0 0.00%	0 0.00%	0 0.00%
	Rocky ADKINS Stephanie HORNE	0 0.00%	0 0.00%	29 39.73%	29 39.73%
	<b>Cast Votes:</b>	0 0.00%	0 0.00%	73 98.65%	73 98.65%
	<b>Over Votes:</b>	0 0.00%	0 0.00%	0 0.00%	0 0.00%
	<b>Under Votes:</b>	0 0.00%	0 0.00%	1 1.35%	1 1.35%

**Precinct Report — Unofficial**  
**PRIMARY ELECTION HELD ON — OFFICIAL BALLOT FOR BULLITT COUNTY — May 21, 2019**

Page 18 of 96

05/21/2019 07:32 PM

Precincts Reporting 48 of 48 = 100.00%

Total Number of Voters : 10,236 of 0 = 0.00%

Party	Candidate	Absentee		Early		Election		Total	
<b>Precinct A108 (Ballots Cast: 126)</b>									
<b>SECRETARY of STATE, Vote For 1</b>									
	Jason GRIFFITH	0	0.00%	0	0.00%	2	2.78%	2	2.78%
	Heather French HENRY	0	0.00%	0	0.00%	58	80.56%	58	80.56%
	Geoff SEBESTA	0	0.00%	0	0.00%	3	4.17%	3	4.17%
	Jason S. BELCHER	0	0.00%	0	0.00%	9	12.50%	9	12.50%
	<b>Cast Votes:</b>	0	0.00%	0	0.00%	72	97.30%	72	97.30%
	<b>Over Votes:</b>	0	0.00%	0	0.00%	0	0.00%	0	0.00%
	<b>Under Votes:</b>	0	0.00%	0	0.00%	2	2.70%	2	2.70%
<b>AUDITOR of PUBLIC ACCOUNTS, Vote For 1</b>									
	Drew CURTIS	0	0.00%	0	0.00%	7	10.45%	7	10.45%
	Sheri DONAHUE	0	0.00%	0	0.00%	37	55.22%	37	55.22%
	Chris TOBE	0	0.00%	0	0.00%	10	14.93%	10	14.93%
	Kelsey Hayes COOTS	0	0.00%	0	0.00%	13	19.40%	13	19.40%
	<b>Cast Votes:</b>	0	0.00%	0	0.00%	67	90.54%	67	90.54%
	<b>Over Votes:</b>	0	0.00%	0	0.00%	0	0.00%	0	0.00%
	<b>Under Votes:</b>	0	0.00%	0	0.00%	7	9.46%	7	9.46%
<b>STATE TREASURER, Vote For 1</b>									
	Josh MERS	0	0.00%	0	0.00%	21	32.31%	21	32.31%
	Michael BOWMAN	0	0.00%	0	0.00%	44	67.69%	44	67.69%
	<b>Cast Votes:</b>	0	0.00%	0	0.00%	65	87.84%	65	87.84%
	<b>Over Votes:</b>	0	0.00%	0	0.00%	0	0.00%	0	0.00%
	<b>Under Votes:</b>	0	0.00%	0	0.00%	9	12.16%	9	12.16%
<b>COMMISSIONER of AGRICULTURE, Vote For 1</b>									
	Joe TRIGG	0	0.00%	0	0.00%	33	49.25%	33	49.25%
	Robert Haley CONWAY	0	0.00%	0	0.00%	34	50.75%	34	50.75%
	<b>Cast Votes:</b>	0	0.00%	0	0.00%	67	90.54%	67	90.54%
	<b>Over Votes:</b>	0	0.00%	0	0.00%	0	0.00%	0	0.00%
	<b>Under Votes:</b>	0	0.00%	0	0.00%	7	9.46%	7	9.46%

**RECEIVED**  
 MAY 31 2019  
 BY: \_\_\_\_\_

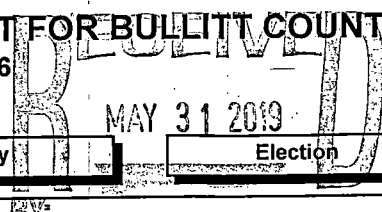
**Precinct Report — Unofficial**  
**PRIMARY ELECTION HELD ON — OFFICIAL BALLOT FOR BULLITT COUNTY — May 21, 2019**

Page 19 of 96

05/21/2019 07:32 PM

Precincts Reporting 48 of 48 = 100.00%

Total Number of Voters : 10,236 of 0 = 0.00%



Party	Candidate	Absentee	Early	Election	Total
-------	-----------	----------	-------	----------	-------

**Precinct A111 (Ballots Cast: 156)**

**GOVERNOR and LIEUTENANT GOVERNOR, Vote For 1**

Robert GOFORTH Michael T. HOGAN	0	0.00%	0	0.00%	20	28.57%	20	28.57%
Ike LAWRENCE James Anthony ROSE	0	0.00%	0	0.00%	2	2.86%	2	2.86%
William E. WOODS Justin B. MILLER	0	0.00%	0	0.00%	6	8.57%	6	8.57%
Matthew G. BEVIN Ralph A. ALVARADO	0	0.00%	0	0.00%	42	60.00%	42	60.00%
<b>Cast Votes:</b>	0	0.00%	0	0.00%	70	100.00%	70	100.00%
<b>Over Votes:</b>	0	0.00%	0	0.00%	0	0.00%	0	0.00%
<b>Under Votes:</b>	0	0.00%	0	0.00%	0	0.00%	0	0.00%

**SECRETARY of STATE, Vote For 1**

Andrew ENGLISH	0	0.00%	0	0.00%	17	26.98%	17	26.98%
Stephen L. KNIPPER	0	0.00%	0	0.00%	7	11.11%	7	11.11%
Carl NETT	0	0.00%	0	0.00%	14	22.22%	14	22.22%
Michael G. ADAMS	0	0.00%	0	0.00%	25	39.68%	25	39.68%
<b>Cast Votes:</b>	0	0.00%	0	0.00%	63	90.00%	63	90.00%
<b>Over Votes:</b>	0	0.00%	0	0.00%	0	0.00%	0	0.00%
<b>Under Votes:</b>	0	0.00%	0	0.00%	7	10.00%	7	10.00%

**ATTORNEY GENERAL, Vote For 1**

Wii SCHRODER	0	0.00%	0	0.00%	30	46.88%	30	46.88%
Daniel CAMERON	0	0.00%	0	0.00%	34	53.13%	34	53.13%
<b>Cast Votes:</b>	0	0.00%	0	0.00%	64	91.43%	64	91.43%
<b>Over Votes:</b>	0	0.00%	0	0.00%	0	0.00%	0	0.00%
<b>Under Votes:</b>	0	0.00%	0	0.00%	6	8.57%	6	8.57%

**COMMISSIONER of AGRICULTURE, Vote For 1**

Ryan F. QUARLES	0	0.00%	0	0.00%	50	79.37%	50	79.37%
Bill POLYNYAK	0	0.00%	0	0.00%	13	20.63%	13	20.63%
<b>Cast Votes:</b>	0	0.00%	0	0.00%	63	90.00%	63	90.00%
<b>Over Votes:</b>	0	0.00%	0	0.00%	0	0.00%	0	0.00%
<b>Under Votes:</b>	0	0.00%	0	0.00%	7	10.00%	7	10.00%

**GOVERNOR and LIEUTENANT GOVERNOR, Vote For 1**

Andy BESHEAR Jacqueline COLEMAN	0	0.00%	0	0.00%	46	54.12%	46	54.12%
Adam H. EDELEN Gill HOLLAND	0	0.00%	0	0.00%	19	22.35%	19	22.35%
Geoffrey M. "Geoff" YOUNG Joshua N. "Josh" FRENCH	0	0.00%	0	0.00%	5	5.88%	5	5.88%
Rocky ADKINS Stephanie HORNE	0	0.00%	0	0.00%	15	17.65%	15	17.65%
<b>Cast Votes:</b>	0	0.00%	0	0.00%	85	98.84%	85	98.84%
<b>Over Votes:</b>	0	0.00%	0	0.00%	0	0.00%	0	0.00%
<b>Under Votes:</b>	0	0.00%	0	0.00%	1	1.16%	1	1.16%

**Precinct Report — Unofficial**  
**PRIMARY ELECTION HELD ON — OFFICIAL BALLOT FOR BULLITT COUNTY — May 21, 2019**

Total Number of Voters : 10,236 of 0 = 0.00%


Party	Candidate	Absentee	Early	Election	Total
<b>Precinct A111 (Ballots Cast: 156)</b>					
<b>SECRETARY of STATE, Vote For 1</b>					
	Jason GRIFFITH	0 0.00%	0 0.00%	5 6.02%	5 6.02%
	Heather French HENRY	0 0.00%	0 0.00%	61 73.49%	61 73.49%
	Geoff SEBESTA	0 0.00%	0 0.00%	4 4.82%	4 4.82%
	Jason S. BELCHER	0 0.00%	0 0.00%	13 15.66%	13 15.66%
	<b>Cast Votes:</b>	0 0.00%	0 0.00%	83 96.51%	83 96.51%
	<b>Over Votes:</b>	0 0.00%	0 0.00%	0 0.00%	0 0.00%
	<b>Under Votes:</b>	0 0.00%	0 0.00%	3 3.49%	3 3.49%
<b>AUDITOR of PUBLIC ACCOUNTS, Vote For 1</b>					
	Drew CURTIS	0 0.00%	0 0.00%	11 14.10%	11 14.10%
	Sheri DONAHUE	0 0.00%	0 0.00%	30 38.46%	30 38.46%
	Chris TOBE	0 0.00%	0 0.00%	12 15.38%	12 15.38%
	Kelsey Hayes COOTS	0 0.00%	0 0.00%	25 32.05%	25 32.05%
	<b>Cast Votes:</b>	0 0.00%	0 0.00%	78 90.70%	78 90.70%
	<b>Over Votes:</b>	0 0.00%	0 0.00%	0 0.00%	0 0.00%
	<b>Under Votes:</b>	0 0.00%	0 0.00%	8 9.30%	8 9.30%
<b>STATE TREASURER, Vote For 1</b>					
	Josh MERS	0 0.00%	0 0.00%	22 29.33%	22 29.33%
	Michael BOWMAN	0 0.00%	0 0.00%	53 70.67%	53 70.67%
	<b>Cast Votes:</b>	0 0.00%	0 0.00%	75 87.21%	75 87.21%
	<b>Over Votes:</b>	0 0.00%	0 0.00%	0 0.00%	0 0.00%
	<b>Under Votes:</b>	0 0.00%	0 0.00%	11 12.79%	11 12.79%
<b>COMMISSIONER of AGRICULTURE, Vote For 1</b>					
	Joe TRIGG	0 0.00%	0 0.00%	25 32.05%	25 32.05%
	Robert Haley CONWAY	0 0.00%	0 0.00%	53 67.95%	53 67.95%
	<b>Cast Votes:</b>	0 0.00%	0 0.00%	78 90.70%	78 90.70%
	<b>Over Votes:</b>	0 0.00%	0 0.00%	0 0.00%	0 0.00%
	<b>Under Votes:</b>	0 0.00%	0 0.00%	8 9.30%	8 9.30%

**RECEIVED**  
MAY 31 2019

**Precinct Report — Unofficial**  
**PRIMARY ELECTION HELD ON — OFFICIAL BALLOT FOR BULLITT COUNTY — May 21, 2019**

Total Number of Voters : 10,236 of 0 = 0.00%

Party	Candidate	Absentee	Early	Election	Total				
<b>Precinct A112 (Ballots Cast: 284)</b>									
<b>GOVERNOR and LIEUTENANT GOVERNOR, Vote For 1</b>									
	Robert GOFORTH Michael T. HOGAN	0	0.00%	0	0.00%	45	31.47%	45	31.47%
	Ike LAWRENCE James Anthony ROSE	0	0.00%	0	0.00%	5	3.50%	5	3.50%
	William E. WOODS Justin B. MILLER	0	0.00%	0	0.00%	7	4.90%	7	4.90%
	Matthew G. BEVIN Ralph A. ALVARADO	0	0.00%	0	0.00%	86	60.14%	86	60.14%
	<b>Cast Votes:</b>	0	0.00%	0	0.00%	143	98.62%	143	98.62%
	<b>Over Votes:</b>	0	0.00%	0	0.00%	0	0.00%	0	0.00%
	<b>Under Votes:</b>	0	0.00%	0	0.00%	2	1.38%	2	1.38%
<b>SECRETARY of STATE, Vote For 1</b>									
	Andrew ENGLISH	0	0.00%	0	0.00%	36	29.27%	36	29.27%
	Stephen L. KNIPPER	0	0.00%	0	0.00%	14	11.38%	14	11.38%
	Carl NETT	0	0.00%	0	0.00%	36	29.27%	36	29.27%
	Michael G. ADAMS	0	0.00%	0	0.00%	37	30.08%	37	30.08%
	<b>Cast Votes:</b>	0	0.00%	0	0.00%	123	84.83%	123	84.83%
	<b>Over Votes:</b>	0	0.00%	0	0.00%	0	0.00%	0	0.00%
	<b>Under Votes:</b>	0	0.00%	0	0.00%	22	15.17%	22	15.17%
<b>ATTORNEY GENERAL, Vote For 1</b>									
	Wil SCHRODER	0	0.00%	0	0.00%	61	46.92%	61	46.92%
	Daniel CAMERON	0	0.00%	0	0.00%	69	53.08%	69	53.08%
	<b>Cast Votes:</b>	0	0.00%	0	0.00%	130	89.66%	130	89.66%
	<b>Over Votes:</b>	0	0.00%	0	0.00%	0	0.00%	0	0.00%
	<b>Under Votes:</b>	0	0.00%	0	0.00%	15	10.34%	15	10.34%
<b>COMMISSIONER of AGRICULTURE, Vote For 1</b>									
	Ryan F. QUARLES	0	0.00%	0	0.00%	105	82.03%	105	82.03%
	Bill POLYNIAK	0	0.00%	0	0.00%	23	17.97%	23	17.97%
	<b>Cast Votes:</b>	0	0.00%	0	0.00%	128	88.28%	128	88.28%
	<b>Over Votes:</b>	0	0.00%	0	0.00%	0	0.00%	0	0.00%
	<b>Under Votes:</b>	0	0.00%	0	0.00%	17	11.72%	17	11.72%
<b>GOVERNOR and LIEUTENANT GOVERNOR, Vote For 1</b>									
	Andy BESHEAR Jacqueline COLEMAN	0	0.00%	0	0.00%	57	41.01%	57	41.01%
	Adam H. EDELEN Gill HOLLAND	0	0.00%	0	0.00%	47	33.81%	47	33.81%
	Geoffrey M. "Geoff" YOUNG Joshua N. "Josh" FRENCH	0	0.00%	0	0.00%	6	4.32%	6	4.32%
	Rocky ADKINS Stephanie HORNE	0	0.00%	0	0.00%	29	20.86%	29	20.86%
	<b>Cast Votes:</b>	0	0.00%	0	0.00%	139	100.00%	139	100.00%
	<b>Over Votes:</b>	0	0.00%	0	0.00%	0	0.00%	0	0.00%
	<b>Under Votes:</b>	0	0.00%	0	0.00%	0	0.00%	0	0.00%





**Precinct Report — Unofficial**  
**PRIMARY ELECTION HELD ON — OFFICIAL BALLOT FOR BULLITT COUNTY — May 21, 2019**


Total Number of Voters : 10,236 of 0 = 0.00%

Party	Candidate	Absentee	Early	Election	Total
<b>Precinct A112 (Ballots Cast: 284)</b>					
<b>SECRETARY of STATE, Vote For 1</b>					
	Jason GRIFFITH	0 0.00%	0 0.00%	9 6.72%	9 6.72%
	Heather French HENRY	0 0.00%	0 0.00%	109 81.34%	109 81.34%
	Geoff SEBESTA	0 0.00%	0 0.00%	6 4.48%	6 4.48%
	Jason S. BELCHER	0 0.00%	0 0.00%	10 7.46%	10 7.46%
	<b>Cast Votes:</b>	0 0.00%	0 0.00%	134 96.40%	134 96.40%
	<b>Over Votes:</b>	0 0.00%	0 0.00%	0 0.00%	0 0.00%
	<b>Under Votes:</b>	0 0.00%	0 0.00%	5 3.60%	5 3.60%
<b>AUDITOR of PUBLIC ACCOUNTS, Vote For 1</b>					
	Drew CURTIS	0 0.00%	0 0.00%	14 11.67%	14 11.67%
	Sheri DONAHUE	0 0.00%	0 0.00%	56 46.67%	56 46.67%
	Chris TOBE	0 0.00%	0 0.00%	21 17.50%	21 17.50%
	Kelsey Hayes COOTS	0 0.00%	0 0.00%	29 24.17%	29 24.17%
	<b>Cast Votes:</b>	0 0.00%	0 0.00%	120 86.33%	120 86.33%
	<b>Over Votes:</b>	0 0.00%	0 0.00%	0 0.00%	0 0.00%
	<b>Under Votes:</b>	0 0.00%	0 0.00%	19 13.67%	19 13.67%
<b>STATE TREASURER, Vote For 1</b>					
	Josh MERS	0 0.00%	0 0.00%	42 36.21%	42 36.21%
	Michael BOWMAN	0 0.00%	0 0.00%	74 63.79%	74 63.79%
	<b>Cast Votes:</b>	0 0.00%	0 0.00%	116 83.45%	116 83.45%
	<b>Over Votes:</b>	0 0.00%	0 0.00%	0 0.00%	0 0.00%
	<b>Under Votes:</b>	0 0.00%	0 0.00%	23 16.55%	23 16.55%
<b>COMMISSIONER of AGRICULTURE, Vote For 1</b>					
	Joe TRIGG	0 0.00%	0 0.00%	55 44.72%	55 44.72%
	Robert Haley CONWAY	0 0.00%	0 0.00%	68 55.28%	68 55.28%
	<b>Cast Votes:</b>	0 0.00%	0 0.00%	123 88.49%	123 88.49%
	<b>Over Votes:</b>	0 0.00%	0 0.00%	0 0.00%	0 0.00%
	<b>Under Votes:</b>	0 0.00%	0 0.00%	16 11.51%	16 11.51%

**RECEIVED**  
 MAY 31 2019  
 BY: \_\_\_\_\_

**Precinct Report — Unofficial**  
**PRIMARY ELECTION HELD ON — OFFICIAL BALLOT FOR BULLITT COUNTY — May 21, 2019**

Total Number of Voters : 10,236 of 0 = 0.00%



Party	Candidate	Absentee	Early	Election	Total
<b>Precinct A113 (Ballots Cast: 243)</b>					
<b>GOVERNOR and LIEUTENANT GOVERNOR, Vote For 1</b>					
	Robert GOFORTH Michael T. HOGAN	0 0.00%	0 0.00%	31 26.96%	31 26.96%
	Ike LAWRENCE James Anthony ROSE	0 0.00%	0 0.00%	2 1.74%	2 1.74%
	William E. WOODS Justin B. MILLER	0 0.00%	0 0.00%	9 7.83%	9 7.83%
	Matthew G. BEVIN Ralph A. ALVARADO	0 0.00%	0 0.00%	73 63.48%	73 63.48%
	<b>Cast Votes:</b>	0 0.00%	0 0.00%	115 99.14%	115 99.14%
	<b>Over Votes:</b>	0 0.00%	0 0.00%	0 0.00%	0 0.00%
	<b>Under Votes:</b>	0 0.00%	0 0.00%	1 0.86%	1 0.86%
<b>SECRETARY of STATE, Vote For 1</b>					
	Andrew ENGLISH	0 0.00%	0 0.00%	20 19.80%	20 19.80%
	Stephen L. KNIPPER	0 0.00%	0 0.00%	20 19.80%	20 19.80%
	Carl NETT	0 0.00%	0 0.00%	17 16.83%	17 16.83%
	Michael G. ADAMS	0 0.00%	0 0.00%	44 43.56%	44 43.56%
	<b>Cast Votes:</b>	0 0.00%	0 0.00%	101 87.07%	101 87.07%
	<b>Over Votes:</b>	0 0.00%	0 0.00%	0 0.00%	0 0.00%
	<b>Under Votes:</b>	0 0.00%	0 0.00%	15 12.93%	15 12.93%
<b>ATTORNEY GENERAL, Vote For 1</b>					
	Wil SCHRODER	0 0.00%	0 0.00%	41 37.96%	41 37.96%
	Daniel CAMERON	0 0.00%	0 0.00%	67 62.04%	67 62.04%
	<b>Cast Votes:</b>	0 0.00%	0 0.00%	108 93.10%	108 93.10%
	<b>Over Votes:</b>	0 0.00%	0 0.00%	0 0.00%	0 0.00%
	<b>Under Votes:</b>	0 0.00%	0 0.00%	8 6.90%	8 6.90%
<b>COMMISSIONER of AGRICULTURE, Vote For 1</b>					
	Ryan F. QUARLES	0 0.00%	0 0.00%	82 81.19%	82 81.19%
	Bill POLYNIK	0 0.00%	0 0.00%	19 18.81%	19 18.81%
	<b>Cast Votes:</b>	0 0.00%	0 0.00%	101 87.07%	101 87.07%
	<b>Over Votes:</b>	0 0.00%	0 0.00%	0 0.00%	0 0.00%
	<b>Under Votes:</b>	0 0.00%	0 0.00%	15 12.93%	15 12.93%
<b>GOVERNOR and LIEUTENANT GOVERNOR, Vote For 1</b>					
	Andy BESHEAR Jacqueline COLEMAN	0 0.00%	0 0.00%	48 37.80%	48 37.80%
	Adam H. EDELEN Gill HOLLAND	0 0.00%	0 0.00%	44 34.65%	44 34.65%
	Geoffrey M."Geoff" YOUNG Joshua N. "Josh" FRENCH	0 0.00%	0 0.00%	0 0.00%	0 0.00%
	Rocky ADKINS Stephanie HORNE	0 0.00%	0 0.00%	35 27.56%	35 27.56%
	<b>Cast Votes:</b>	0 0.00%	0 0.00%	127 100.00%	127 100.00%
	<b>Over Votes:</b>	0 0.00%	0 0.00%	0 0.00%	0 0.00%
	<b>Under Votes:</b>	0 0.00%	0 0.00%	0 0.00%	0 0.00%

**Precinct Report — Unofficial**  
**PRIMARY ELECTION HELD ON — OFFICIAL BALLOT FOR BULLITT COUNTY — May 21, 2019**

Total Number of Voters : 10,236 of 0 = 0.00%

Party	Candidate	Absentee		Early		Election		Total	
<b>Precinct A113 (Ballots Cast: 243)</b>									
<b>SECRETARY of STATE, Vote For 1</b>									
	Jason GRIFFITH	0	0.00%	0	0.00%	10	8.13%	10	8.13%
	Heather French HENRY	0	0.00%	0	0.00%	99	80.49%	99	80.49%
	Geoff SEBESTA	0	0.00%	0	0.00%	0	0.00%	0	0.00%
	Jason S. BELCHER	0	0.00%	0	0.00%	14	11.38%	14	11.38%
	<b>Cast Votes:</b>	0	0.00%	0	0.00%	123	96.85%	123	96.85%
	<b>Over Votes:</b>	0	0.00%	0	0.00%	0	0.00%	0	0.00%
	<b>Under Votes:</b>	0	0.00%	0	0.00%	4	3.15%	4	3.15%
<b>AUDITOR of PUBLIC ACCOUNTS, Vote For 1</b>									
	Drew CURTIS	0	0.00%	0	0.00%	14	13.59%	14	13.59%
	Sheri DONAHUE	0	0.00%	0	0.00%	49	47.57%	49	47.57%
	Chris TOBE	0	0.00%	0	0.00%	21	20.39%	21	20.39%
	Kelsey Hayes COOTS	0	0.00%	0	0.00%	19	18.45%	19	18.45%
	<b>Cast Votes:</b>	0	0.00%	0	0.00%	103	81.10%	103	81.10%
	<b>Over Votes:</b>	0	0.00%	0	0.00%	0	0.00%	0	0.00%
	<b>Under Votes:</b>	0	0.00%	0	0.00%	24	18.90%	24	18.90%
<b>STATE TREASURER, Vote For 1</b>									
	Josh MERS	0	0.00%	0	0.00%	34	35.05%	34	35.05%
	Michael BOWMAN	0	0.00%	0	0.00%	63	64.95%	63	64.95%
	<b>Cast Votes:</b>	0	0.00%	0	0.00%	97	76.38%	97	76.38%
	<b>Over Votes:</b>	0	0.00%	0	0.00%	0	0.00%	0	0.00%
	<b>Under Votes:</b>	0	0.00%	0	0.00%	30	23.62%	30	23.62%
<b>COMMISSIONER of AGRICULTURE, Vote For 1</b>									
	Joe TRIGG	0	0.00%	0	0.00%	42	40.38%	42	40.38%
	Robert Haley CONWAY	0	0.00%	0	0.00%	62	59.62%	62	59.62%
	<b>Cast Votes:</b>	0	0.00%	0	0.00%	104	81.89%	104	81.89%
	<b>Over Votes:</b>	0	0.00%	0	0.00%	0	0.00%	0	0.00%
	<b>Under Votes:</b>	0	0.00%	0	0.00%	23	18.11%	23	18.11%



**Precinct Report — Unofficial**  
**PRIMARY ELECTION HELD ON — OFFICIAL BALLOT FOR BULLITT COUNTY — May 21, 2019**

Page 25 of 96

MAY 31 2019

05/21/2019 07:32 PM

Precincts Reporting 48 of 48 = 100.00%

Total Number of Voters : 10,236 of 0 = 0.00%

Party	Candidate	Absentee	Early	Election	Total
-------	-----------	----------	-------	----------	-------

**Precinct B101 (Ballots Cast: 77)**

**GOVERNOR and LIEUTENANT GOVERNOR, Vote For 1**

Robert GOFORTH Michael T. HOGAN	0	0.00%	0	0.00%	10	29.41%	10	29.41%
Ike LAWRENCE James Anthony ROSE	0	0.00%	0	0.00%	1	2.94%	1	2.94%
William E. WOODS Justin B. MILLER	0	0.00%	0	0.00%	0	0.00%	0	0.00%
Matthew G. BEVIN Ralph A. ALVARADO	0	0.00%	0	0.00%	23	67.65%	23	67.65%
<b>Cast Votes:</b>	0	0.00%	0	0.00%	34	97.14%	34	97.14%
<b>Over Votes:</b>	0	0.00%	0	0.00%	0	0.00%	0	0.00%
<b>Under Votes:</b>	0	0.00%	0	0.00%	1	2.86%	1	2.86%

**SECRETARY of STATE, Vote For 1**

Andrew ENGLISH	0	0.00%	0	0.00%	12	35.29%	12	35.29%
Stephen L. KNIPPER	0	0.00%	0	0.00%	6	17.65%	6	17.65%
Carl NETT	0	0.00%	0	0.00%	7	20.59%	7	20.59%
Michael G. ADAMS	0	0.00%	0	0.00%	9	26.47%	9	26.47%
<b>Cast Votes:</b>	0	0.00%	0	0.00%	34	97.14%	34	97.14%
<b>Over Votes:</b>	0	0.00%	0	0.00%	0	0.00%	0	0.00%
<b>Under Votes:</b>	0	0.00%	0	0.00%	1	2.86%	1	2.86%

**ATTORNEY GENERAL, Vote For 1**

Wil SCHRODER	0	0.00%	0	0.00%	12	35.29%	12	35.29%
Daniel CAMERON	0	0.00%	0	0.00%	22	64.71%	22	64.71%
<b>Cast Votes:</b>	0	0.00%	0	0.00%	34	97.14%	34	97.14%
<b>Over Votes:</b>	0	0.00%	0	0.00%	0	0.00%	0	0.00%
<b>Under Votes:</b>	0	0.00%	0	0.00%	1	2.86%	1	2.86%

**COMMISSIONER of AGRICULTURE, Vote For 1**

Ryan F. QUARLES	0	0.00%	0	0.00%	31	91.18%	31	91.18%
Bill POLYNIAC	0	0.00%	0	0.00%	3	8.82%	3	8.82%
<b>Cast Votes:</b>	0	0.00%	0	0.00%	34	97.14%	34	97.14%
<b>Over Votes:</b>	0	0.00%	0	0.00%	0	0.00%	0	0.00%
<b>Under Votes:</b>	0	0.00%	0	0.00%	1	2.86%	1	2.86%

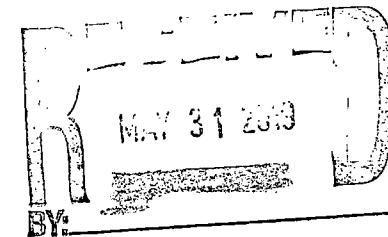
**GOVERNOR and LIEUTENANT GOVERNOR, Vote For 1**

Andy BESHEAR Jacqueline COLEMAN	0	0.00%	0	0.00%	25	59.52%	25	59.52%
Adam H. EDELEN Gill HOLLAND	0	0.00%	0	0.00%	9	21.43%	9	21.43%
Geoffrey M. "Geoff" YOUNG Joshua N. "Josh" FRENCH	0	0.00%	0	0.00%	0	0.00%	0	0.00%
Rocky ADKINS Stephanie HORNE	0	0.00%	0	0.00%	8	19.05%	8	19.05%
<b>Cast Votes:</b>	0	0.00%	0	0.00%	42	100.00%	42	100.00%
<b>Over Votes:</b>	0	0.00%	0	0.00%	0	0.00%	0	0.00%
<b>Under Votes:</b>	0	0.00%	0	0.00%	0	0.00%	0	0.00%

**Precinct Report — Unofficial**  
**PRIMARY ELECTION HELD ON — OFFICIAL BALLOT FOR BULLITT COUNTY — May 21, 2019**

Total Number of Voters : 10,236 of 0 = 0.00%

Party	Candidate	Absentee	Early	Election	Total
<b>Precinct B101 (Ballots Cast: 77)</b>					
<b>SECRETARY of STATE, Vote For 1</b>					
	Jason GRIFFITH	0 0.00%	0 0.00%	4 9.52%	4 9.52%
	Heather French HENRY	0 0.00%	0 0.00%	34 80.95%	34 80.95%
	Geoff SEBESTA	0 0.00%	0 0.00%	0 0.00%	0 0.00%
	Jason S. BELCHER	0 0.00%	0 0.00%	4 9.52%	4 9.52%
	<b>Cast Votes:</b>	0 0.00%	0 0.00%	42 100.00%	42 100.00%
	<b>Over Votes:</b>	0 0.00%	0 0.00%	0 0.00%	0 0.00%
	<b>Under Votes:</b>	0 0.00%	0 0.00%	0 0.00%	0 0.00%
<b>AUDITOR of PUBLIC ACCOUNTS, Vote For 1</b>					
	Drew CURTIS	0 0.00%	0 0.00%	3 9.09%	3 9.09%
	Sheri DONAHUE	0 0.00%	0 0.00%	13 39.39%	13 39.39%
	Chris TOBE	0 0.00%	0 0.00%	7 21.21%	7 21.21%
	Kelsey Hayes COOTS	0 0.00%	0 0.00%	10 30.30%	10 30.30%
	<b>Cast Votes:</b>	0 0.00%	0 0.00%	33 78.57%	33 78.57%
	<b>Over Votes:</b>	0 0.00%	0 0.00%	0 0.00%	0 0.00%
	<b>Under Votes:</b>	0 0.00%	0 0.00%	9 21.43%	9 21.43%
<b>STATE TREASURER, Vote For 1</b>					
	Josh MERS	0 0.00%	0 0.00%	8 28.57%	8 28.57%
	Michael BOWMAN	0 0.00%	0 0.00%	20 71.43%	20 71.43%
	<b>Cast Votes:</b>	0 0.00%	0 0.00%	28 66.67%	28 66.67%
	<b>Over Votes:</b>	0 0.00%	0 0.00%	0 0.00%	0 0.00%
	<b>Under Votes:</b>	0 0.00%	0 0.00%	14 33.33%	14 33.33%
<b>COMMISSIONER of AGRICULTURE, Vote For 1</b>					
	Joe TRIGG	0 0.00%	0 0.00%	16 53.33%	16 53.33%
	Robert Haley CONWAY	0 0.00%	0 0.00%	14 46.67%	14 46.67%
	<b>Cast Votes:</b>	0 0.00%	0 0.00%	30 71.43%	30 71.43%
	<b>Over Votes:</b>	0 0.00%	0 0.00%	0 0.00%	0 0.00%
	<b>Under Votes:</b>	0 0.00%	0 0.00%	12 28.57%	12 28.57%



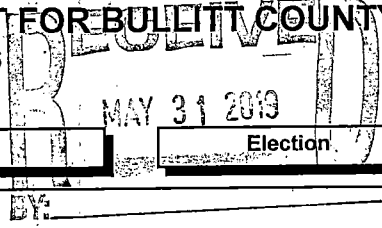
**Precinct Report — Unofficial**  
**PRIMARY ELECTION HELD ON — OFFICIAL BALLOT FOR BULLITT COUNTY — May 21, 2019**

Page 27 of 96

05/21/2019 07:32 PM

Precincts Reporting 48 of 48 = 100.00%

Total Number of Voters : 10,236 of 0 = 0.00%



Party	Candidate	Absentee	Early	Election	Total
-------	-----------	----------	-------	----------	-------

**Precinct B102 (Ballots Cast: 263)**

**GOVERNOR and LIEUTENANT GOVERNOR, Vote For 1**

Robert GOFORTH Michael T. HOGAN	0	0.00%	0	0.00%	30	28.57%	30	28.57%
Ike LAWRENCE James Anthony ROSE	0	0.00%	0	0.00%	4	3.81%	4	3.81%
William E. WOODS Justin B. MILLER	0	0.00%	0	0.00%	5	4.76%	5	4.76%
Matthew G. BEVIN Ralph A. ALVARADO	0	0.00%	0	0.00%	66	62.86%	66	62.86%
<b>Cast Votes:</b>	0	0.00%	0	0.00%	105	100.00%	105	100.00%
<b>Over Votes:</b>	0	0.00%	0	0.00%	0	0.00%	0	0.00%
<b>Under Votes:</b>	0	0.00%	0	0.00%	0	0.00%	0	0.00%

**SECRETARY of STATE, Vote For 1**

Andrew ENGLISH	0	0.00%	0	0.00%	17	18.09%	17	18.09%
Stephen L. KNIPPER	0	0.00%	0	0.00%	24	25.53%	24	25.53%
Carl NETT	0	0.00%	0	0.00%	16	17.02%	16	17.02%
Michael G. ADAMS	0	0.00%	0	0.00%	37	39.36%	37	39.36%
<b>Cast Votes:</b>	0	0.00%	0	0.00%	94	89.52%	94	89.52%
<b>Over Votes:</b>	0	0.00%	0	0.00%	0	0.00%	0	0.00%
<b>Under Votes:</b>	0	0.00%	0	0.00%	11	10.48%	11	10.48%

**ATTORNEY GENERAL, Vote For 1**

Wil SCHRODER	0	0.00%	0	0.00%	41	43.16%	41	43.16%
Daniel CAMERON	0	0.00%	0	0.00%	54	56.84%	54	56.84%
<b>Cast Votes:</b>	0	0.00%	0	0.00%	95	90.48%	95	90.48%
<b>Over Votes:</b>	0	0.00%	0	0.00%	0	0.00%	0	0.00%
<b>Under Votes:</b>	0	0.00%	0	0.00%	10	9.52%	10	9.52%

**COMMISSIONER of AGRICULTURE, Vote For 1**

Ryan F. QUARLES	0	0.00%	0	0.00%	79	83.16%	79	83.16%
Bill POLYNIAK	0	0.00%	0	0.00%	16	16.84%	16	16.84%
<b>Cast Votes:</b>	0	0.00%	0	0.00%	95	90.48%	95	90.48%
<b>Over Votes:</b>	0	0.00%	0	0.00%	0	0.00%	0	0.00%
<b>Under Votes:</b>	0	0.00%	0	0.00%	10	9.52%	10	9.52%

**GOVERNOR and LIEUTENANT GOVERNOR, Vote For 1**

Andy BESHEAR Jacqueline COLEMAN	0	0.00%	0	0.00%	73	46.50%	73	46.50%
Adam H. EDELEN Gill HOLLAND	0	0.00%	0	0.00%	34	21.66%	34	21.66%
Geoffrey M. "Geoff" YOUNG Joshua N. "Josh" FRENCH	0	0.00%	0	0.00%	4	2.55%	4	2.55%
Rocky ADKINS Stephanie HORNE	0	0.00%	0	0.00%	46	29.30%	46	29.30%
<b>Cast Votes:</b>	0	0.00%	0	0.00%	157	99.37%	157	99.37%
<b>Over Votes:</b>	0	0.00%	0	0.00%	0	0.00%	0	0.00%
<b>Under Votes:</b>	0	0.00%	0	0.00%	1	0.63%	1	0.63%

**Precinct Report — Unofficial**  
**PRIMARY ELECTION HELD ON — OFFICIAL BALLOT FOR BULLITT COUNTY — May 21, 2019**


Total Number of Voters : 10,236 of 0 = 0.00%

Party	Candidate	Absentee	Early	Election	Total
<b>Precinct B102 (Ballots Cast: 263)</b>					
<b>SECRETARY of STATE, Vote For 1</b>					
	Jason GRIFFITH	0 0.00%	0 0.00%	10 6.49%	10 6.49%
	Heather French HENRY	0 0.00%	0 0.00%	132 85.71%	132 85.71%
	Geoff SEBESTA	0 0.00%	0 0.00%	2 1.30%	2 1.30%
	Jason S. BELCHER	0 0.00%	0 0.00%	10 6.49%	10 6.49%
	<b>Cast Votes:</b>	0 0.00%	0 0.00%	154 97.47%	154 97.47%
	<b>Over Votes:</b>	0 0.00%	0 0.00%	0 0.00%	0 0.00%
	<b>Under Votes:</b>	0 0.00%	0 0.00%	4 2.53%	4 2.53%
<b>AUDITOR of PUBLIC ACCOUNTS, Vote For 1</b>					
	Drew CURTIS	0 0.00%	0 0.00%	18 13.14%	18 13.14%
	Sheri DONAHUE	0 0.00%	0 0.00%	57 41.61%	57 41.61%
	Chris TOBE	0 0.00%	0 0.00%	28 20.44%	28 20.44%
	Kelsey Hayes COOTS	0 0.00%	0 0.00%	34 24.82%	34 24.82%
	<b>Cast Votes:</b>	0 0.00%	0 0.00%	137 86.71%	137 86.71%
	<b>Over Votes:</b>	0 0.00%	0 0.00%	0 0.00%	0 0.00%
	<b>Under Votes:</b>	0 0.00%	0 0.00%	21 13.29%	21 13.29%
<b>STATE TREASURER, Vote For 1</b>					
	Josh MERS	0 0.00%	0 0.00%	40 30.08%	40 30.08%
	Michael BOWMAN	0 0.00%	0 0.00%	93 69.92%	93 69.92%
	<b>Cast Votes:</b>	0 0.00%	0 0.00%	133 84.18%	133 84.18%
	<b>Over Votes:</b>	0 0.00%	0 0.00%	0 0.00%	0 0.00%
	<b>Under Votes:</b>	0 0.00%	0 0.00%	25 15.82%	25 15.82%
<b>COMMISSIONER of AGRICULTURE, Vote For 1</b>					
	Joe TRIGG	0 0.00%	0 0.00%	51 38.35%	51 38.35%
	Robert Haley CONWAY	0 0.00%	0 0.00%	82 61.65%	82 61.65%
	<b>Cast Votes:</b>	0 0.00%	0 0.00%	133 84.18%	133 84.18%
	<b>Over Votes:</b>	0 0.00%	0 0.00%	0 0.00%	0 0.00%
	<b>Under Votes:</b>	0 0.00%	0 0.00%	25 15.82%	25 15.82%

**RECEIVED**  
MAY 31 2019  
BY: \_\_\_\_\_

**Precinct Report — Unofficial**  
**PRIMARY ELECTION HELD ON — OFFICIAL BALLOT FOR BULLITT COUNTY — May 21, 2019**

Total Number of Voters : 10,236 of 0 = 0.00%



Party	Candidate	Absentee	Early	Election	Total
-------	-----------	----------	-------	----------	-------

**Precinct B103 (Ballots Cast: 233)**

**GOVERNOR and LIEUTENANT GOVERNOR, Vote For 1**

Robert GOFORTH Michael T. HOGAN	0	0.00%	0	0.00%	43	36.13%	43	36.13%
Ike LAWRENCE James Anthony ROSE	0	0.00%	0	0.00%	7	5.88%	7	5.88%
William E. WOODS Justin B. MILLER	0	0.00%	0	0.00%	7	5.88%	7	5.88%
Matthew G. BEVIN Ralph A. ALVARADO	0	0.00%	0	0.00%	62	52.10%	62	52.10%
<b>Cast Votes:</b>	0	0.00%	0	0.00%	119	100.00%	119	100.00%
<b>Over Votes:</b>	0	0.00%	0	0.00%	0	0.00%	0	0.00%
<b>Under Votes:</b>	0	0.00%	0	0.00%	0	0.00%	0	0.00%

**SECRETARY of STATE, Vote For 1**

Andrew ENGLISH	0	0.00%	0	0.00%	41	36.61%	41	36.61%
Stephen L. KNIPPER	0	0.00%	0	0.00%	18	16.07%	18	16.07%
Carl NETT	0	0.00%	0	0.00%	16	14.29%	16	14.29%
Michael G. ADAMS	0	0.00%	0	0.00%	37	33.04%	37	33.04%
<b>Cast Votes:</b>	0	0.00%	0	0.00%	112	94.12%	112	94.12%
<b>Over Votes:</b>	0	0.00%	0	0.00%	0	0.00%	0	0.00%
<b>Under Votes:</b>	0	0.00%	0	0.00%	7	5.88%	7	5.88%

**ATTORNEY GENERAL, Vote For 1**

Wil SCHRODER	0	0.00%	0	0.00%	61	54.46%	61	54.46%
Daniel CAMERON	0	0.00%	0	0.00%	51	45.54%	51	45.54%
<b>Cast Votes:</b>	0	0.00%	0	0.00%	112	94.12%	112	94.12%
<b>Over Votes:</b>	0	0.00%	0	0.00%	0	0.00%	0	0.00%
<b>Under Votes:</b>	0	0.00%	0	0.00%	7	5.88%	7	5.88%

**COMMISSIONER of AGRICULTURE, Vote For 1**

Ryan F. QUARLES	0	0.00%	0	0.00%	99	87.61%	99	87.61%
Bill POLYNIK	0	0.00%	0	0.00%	14	12.39%	14	12.39%
<b>Cast Votes:</b>	0	0.00%	0	0.00%	113	94.96%	113	94.96%
<b>Over Votes:</b>	0	0.00%	0	0.00%	0	0.00%	0	0.00%
<b>Under Votes:</b>	0	0.00%	0	0.00%	6	5.04%	6	5.04%

**GOVERNOR and LIEUTENANT GOVERNOR, Vote For 1**

Andy BESHEAR Jacqueline COLEMAN	0	0.00%	0	0.00%	55	48.25%	55	48.25%
Adam H. EDELEN Gill HOLLAND	0	0.00%	0	0.00%	35	30.70%	35	30.70%
Geoffrey M."Geoff" YOUNG Joshua N. "Josh" FRENCH	0	0.00%	0	0.00%	2	1.75%	2	1.75%
Rocky ADKINS Stephanie HORNE	0	0.00%	0	0.00%	22	19.30%	22	19.30%
<b>Cast Votes:</b>	0	0.00%	0	0.00%	114	100.00%	114	100.00%
<b>Over Votes:</b>	0	0.00%	0	0.00%	0	0.00%	0	0.00%
<b>Under Votes:</b>	0	0.00%	0	0.00%	0	0.00%	0	0.00%



**Precinct Report — Unofficial**  
**PRIMARY ELECTION HELD ON — OFFICIAL BALLOT FOR BULLITT COUNTY — May 21, 2019**

Total Number of Voters : 10,236 of 0 = 0.00%

Party	Candidate	Absentee	Early	Election	Total
<b>Precinct B103 (Ballots Cast: 233)</b>					
<b>SECRETARY of STATE, Vote For 1</b>					
	Jason GRIFFITH	0 0.00%	0 0.00%	5 4.50%	5 4.50%
	Heather French HENRY	0 0.00%	0 0.00%	91 81.98%	91 81.98%
	Geoff SEBESTA	0 0.00%	0 0.00%	2 1.80%	2 1.80%
	Jason S. BELCHER	0 0.00%	0 0.00%	13 11.71%	13 11.71%
	<b>Cast Votes:</b>	0 0.00%	0 0.00%	111 97.37%	111 97.37%
	<b>Over Votes:</b>	0 0.00%	0 0.00%	0 0.00%	0 0.00%
	<b>Under Votes:</b>	0 0.00%	0 0.00%	3 2.63%	3 2.63%
<b>AUDITOR of PUBLIC ACCOUNTS, Vote For 1</b>					
	Drew CURTIS	0 0.00%	0 0.00%	8 8.00%	8 8.00%
	Sheri DONAHUE	0 0.00%	0 0.00%	53 53.00%	53 53.00%
	Chris TOBE	0 0.00%	0 0.00%	12 12.00%	12 12.00%
	Kelsey Hayes COOTS	0 0.00%	0 0.00%	27 27.00%	27 27.00%
	<b>Cast Votes:</b>	0 0.00%	0 0.00%	100 87.72%	100 87.72%
	<b>Over Votes:</b>	0 0.00%	0 0.00%	0 0.00%	0 0.00%
	<b>Under Votes:</b>	0 0.00%	0 0.00%	14 12.28%	14 12.28%
<b>STATE TREASURER, Vote For 1</b>					
	Josh MERS	0 0.00%	0 0.00%	36 37.89%	36 37.89%
	Michael BOWMAN	0 0.00%	0 0.00%	59 62.11%	59 62.11%
	<b>Cast Votes:</b>	0 0.00%	0 0.00%	95 83.33%	95 83.33%
	<b>Over Votes:</b>	0 0.00%	0 0.00%	0 0.00%	0 0.00%
	<b>Under Votes:</b>	0 0.00%	0 0.00%	19 16.67%	19 16.67%
<b>COMMISSIONER of AGRICULTURE, Vote For 1</b>					
	Joe TRIGG	0 0.00%	0 0.00%	45 45.45%	45 45.45%
	Robert Haley CONWAY	0 0.00%	0 0.00%	54 54.55%	54 54.55%
	<b>Cast Votes:</b>	0 0.00%	0 0.00%	99 86.84%	99 86.84%
	<b>Over Votes:</b>	0 0.00%	0 0.00%	0 0.00%	0 0.00%
	<b>Under Votes:</b>	0 0.00%	0 0.00%	15 13.16%	15 13.16%


**RECEIVED**  
 MAY 31 2019  
 BY: \_\_\_\_\_

**Precinct Report — Unofficial**  
**PRIMARY ELECTION HELD ON — OFFICIAL BALLOT FOR BULLITT COUNTY — May 21, 2019**

Page 31 of 96

05/21/2019 07:32 PM

Precincts Reporting 48 of 48 = 100.00%



Total Number of Voters : 10,236 of 0 = 0.00%

Party	Candidate	Absentee	Early	Election	Total
-------	-----------	----------	-------	----------	-------

**Precinct B104 (Ballots Cast: 427)**

**GOVERNOR and LIEUTENANT GOVERNOR, Vote For 1**

Robert GOFORTH Michael T. HOGAN	0	0.00%	0	0.00%	74	35.92%	74	35.92%
Ike LAWRENCE James Anthony ROSE	0	0.00%	0	0.00%	8	3.88%	8	3.88%
William E. WOODS Justin B. MILLER	0	0.00%	0	0.00%	21	10.19%	21	10.19%
Matthew G. BEVIN Ralph A. ALVARADO	0	0.00%	0	0.00%	103	50.00%	103	50.00%
<b>Cast Votes:</b>	0	0.00%	0	0.00%	206	99.04%	206	99.04%
<b>Over Votes:</b>	0	0.00%	0	0.00%	0	0.00%	0	0.00%
<b>Under Votes:</b>	0	0.00%	0	0.00%	2	0.96%	2	0.96%

**SECRETARY of STATE, Vote For 1**

Andrew ENGLISH	0	0.00%	0	0.00%	62	34.07%	62	34.07%
Stephen L. KNIPPER	0	0.00%	0	0.00%	38	20.88%	38	20.88%
Carl NETT	0	0.00%	0	0.00%	23	12.64%	23	12.64%
Michael G. ADAMS	0	0.00%	0	0.00%	59	32.42%	59	32.42%
<b>Cast Votes:</b>	0	0.00%	0	0.00%	182	87.50%	182	87.50%
<b>Over Votes:</b>	0	0.00%	0	0.00%	0	0.00%	0	0.00%
<b>Under Votes:</b>	0	0.00%	0	0.00%	26	12.50%	26	12.50%

**ATTORNEY GENERAL, Vote For 1**

Wil SCHRODER	0	0.00%	0	0.00%	74	39.57%	74	39.57%
Daniel CAMERON	0	0.00%	0	0.00%	113	60.43%	113	60.43%
<b>Cast Votes:</b>	0	0.00%	0	0.00%	187	89.90%	187	89.90%
<b>Over Votes:</b>	0	0.00%	0	0.00%	0	0.00%	0	0.00%
<b>Under Votes:</b>	0	0.00%	0	0.00%	21	10.10%	21	10.10%

**COMMISSIONER of AGRICULTURE, Vote For 1**

Ryan F. QUARLES	0	0.00%	0	0.00%	156	84.78%	156	84.78%
Bill POLYNIK	0	0.00%	0	0.00%	28	15.22%	28	15.22%
<b>Cast Votes:</b>	0	0.00%	0	0.00%	184	88.46%	184	88.46%
<b>Over Votes:</b>	0	0.00%	0	0.00%	0	0.00%	0	0.00%
<b>Under Votes:</b>	0	0.00%	0	0.00%	24	11.54%	24	11.54%

**GOVERNOR and LIEUTENANT GOVERNOR, Vote For 1**

Andy BESHEAR Jacqueline COLEMAN	0	0.00%	0	0.00%	106	48.62%	106	48.62%
Adam H. EDELEN Gill HOLLAND	0	0.00%	0	0.00%	68	31.19%	68	31.19%
Geoffrey M."Geoff" YOUNG Joshua N. "Josh" FRENCH	0	0.00%	0	0.00%	5	2.29%	5	2.29%
Rocky ADKINS Stephanie HORNE	0	0.00%	0	0.00%	39	17.89%	39	17.89%
<b>Cast Votes:</b>	0	0.00%	0	0.00%	218	99.54%	218	99.54%
<b>Over Votes:</b>	0	0.00%	0	0.00%	0	0.00%	0	0.00%
<b>Under Votes:</b>	0	0.00%	0	0.00%	1	0.46%	1	0.46%

**Precinct Report — Unofficial**  
**PRIMARY ELECTION HELD ON — OFFICIAL BALLOT FOR BULLITT COUNTY — May 21, 2019**

Total Number of Voters : 10,236 of 0 = 0.00%

Party	Candidate	Absentee	Early	Election	Total
<b>Precinct B104 (Ballots Cast: 427)</b>					
<b>SECRETARY of STATE, Vote For 1</b>					
	Jason GRIFFITH	0 0.00%	0 0.00%	16 7.66%	16 7.66%
	Heather French HENRY	0 0.00%	0 0.00%	176 84.21%	176 84.21%
	Geoff SEBESTA	0 0.00%	0 0.00%	2 0.96%	2 0.96%
	Jason S. BELCHER	0 0.00%	0 0.00%	15 7.18%	15 7.18%
	<b>Cast Votes:</b>	0 0.00%	0 0.00%	209 95.43%	209 95.43%
	<b>Over Votes:</b>	0 0.00%	0 0.00%	0 0.00%	0 0.00%
	<b>Under Votes:</b>	0 0.00%	0 0.00%	10 4.57%	10 4.57%
<b>AUDITOR of PUBLIC ACCOUNTS, Vote For 1</b>					
	Drew CURTIS	0 0.00%	0 0.00%	25 13.23%	25 13.23%
	Sheri DONAHUE	0 0.00%	0 0.00%	78 41.27%	78 41.27%
	Chris TOBE	0 0.00%	0 0.00%	25 13.23%	25 13.23%
	Kelsey Hayes COOTS	0 0.00%	0 0.00%	61 32.28%	61 32.28%
	<b>Cast Votes:</b>	0 0.00%	0 0.00%	189 86.30%	189 86.30%
	<b>Over Votes:</b>	0 0.00%	0 0.00%	0 0.00%	0 0.00%
	<b>Under Votes:</b>	0 0.00%	0 0.00%	30 13.70%	30 13.70%
<b>STATE TREASURER, Vote For 1</b>					
	Josh MERS	0 0.00%	0 0.00%	59 33.33%	59 33.33%
	Michael BOWMAN	0 0.00%	0 0.00%	118 66.67%	118 66.67%
	<b>Cast Votes:</b>	0 0.00%	0 0.00%	177 80.82%	177 80.82%
	<b>Over Votes:</b>	0 0.00%	0 0.00%	0 0.00%	0 0.00%
	<b>Under Votes:</b>	0 0.00%	0 0.00%	42 19.18%	42 19.18%
<b>COMMISSIONER of AGRICULTURE, Vote For 1</b>					
	Joe TRIGG	0 0.00%	0 0.00%	74 39.78%	74 39.78%
	Robert Haley CONWAY	0 0.00%	0 0.00%	112 60.22%	112 60.22%
	<b>Cast Votes:</b>	0 0.00%	0 0.00%	186 84.93%	186 84.93%
	<b>Over Votes:</b>	0 0.00%	0 0.00%	0 0.00%	0 0.00%
	<b>Under Votes:</b>	0 0.00%	0 0.00%	33 15.07%	33 15.07%

**RECEIVED**  
 MAY 31 2019  
 BY: \_\_\_\_\_

**Precinct Report**      **Unofficial**  
**PRIMARY ELECTION HELD ON — OFFICIAL BALLOT FOR BULLITT COUNTY — May 21, 2019**

Page 33 of 96

RECEIVED  
MAY 31 2019

05/21/2019 07:32 PM

Precincts Reporting 48 of 48 = 100.00%

Total Number of Voters : 10,236 of 0 = 0.00%

Party	Candidate	Absentee	Early	Election	Total
<b>Precinct B108 (Ballots Cast: 372)</b>					
<b>GOVERNOR and LIEUTENANT GOVERNOR, Vote For 1</b>					
	Robert GOFORTH Michael T. HOGAN	0 0.00%	0 0.00%	78 41.94%	78 41.94%
	Ike LAWRENCE James Anthony ROSE	0 0.00%	0 0.00%	5 2.69%	5 2.69%
	William E. WOODS Justin B. MILLER	0 0.00%	0 0.00%	9 4.84%	9 4.84%
	Matthew G. BEVIN Ralph A. ALVARADO	0 0.00%	0 0.00%	94 50.54%	94 50.54%
	<b>Cast Votes:</b>	0 0.00%	0 0.00%	186 99.47%	186 99.47%
	<b>Over Votes:</b>	0 0.00%	0 0.00%	0 0.00%	0 0.00%
	<b>Under Votes:</b>	0 0.00%	0 0.00%	1 0.53%	1 0.53%
<b>SECRETARY of STATE, Vote For 1</b>					
	Andrew ENGLISH	0 0.00%	0 0.00%	54 32.53%	54 32.53%
	Stephen L. KNIPPER	0 0.00%	0 0.00%	29 17.47%	29 17.47%
	Carl NETT	0 0.00%	0 0.00%	25 15.06%	25 15.06%
	Michael G. ADAMS	0 0.00%	0 0.00%	58 34.94%	58 34.94%
	<b>Cast Votes:</b>	0 0.00%	0 0.00%	166 88.77%	166 88.77%
	<b>Over Votes:</b>	0 0.00%	0 0.00%	0 0.00%	0 0.00%
	<b>Under Votes:</b>	0 0.00%	0 0.00%	21 11.23%	21 11.23%
<b>ATTORNEY GENERAL, Vote For 1</b>					
	Wil SCHRODER	0 0.00%	0 0.00%	65 38.01%	65 38.01%
	Daniel CAMERON	0 0.00%	0 0.00%	106 61.99%	106 61.99%
	<b>Cast Votes:</b>	0 0.00%	0 0.00%	171 91.44%	171 91.44%
	<b>Over Votes:</b>	0 0.00%	0 0.00%	0 0.00%	0 0.00%
	<b>Under Votes:</b>	0 0.00%	0 0.00%	16 8.56%	16 8.56%
<b>COMMISSIONER of AGRICULTURE, Vote For 1</b>					
	Ryan F. QUARLES	0 0.00%	0 0.00%	128 78.05%	128 78.05%
	Bill POLYNYIAK	0 0.00%	0 0.00%	36 21.95%	36 21.95%
	<b>Cast Votes:</b>	0 0.00%	0 0.00%	164 87.70%	164 87.70%
	<b>Over Votes:</b>	0 0.00%	0 0.00%	0 0.00%	0 0.00%
	<b>Under Votes:</b>	0 0.00%	0 0.00%	23 12.30%	23 12.30%
<b>GOVERNOR and LIEUTENANT GOVERNOR, Vote For 1</b>					
	Andy BESHEAR Jacqueline COLEMAN	0 0.00%	0 0.00%	87 47.28%	87 47.28%
	Adam H. EDELEN Gill HOLLAND	0 0.00%	0 0.00%	69 37.50%	69 37.50%
	Geoffrey M."Geoff" YOUNG Joshua N. "Josh" FRENCH	0 0.00%	0 0.00%	1 0.54%	1 0.54%
	Rocky ADKINS Stephanie HORNE	0 0.00%	0 0.00%	27 14.67%	27 14.67%
	<b>Cast Votes:</b>	0 0.00%	0 0.00%	184 99.46%	184 99.46%
	<b>Over Votes:</b>	0 0.00%	0 0.00%	0 0.00%	0 0.00%
	<b>Under Votes:</b>	0 0.00%	0 0.00%	1 0.54%	1 0.54%

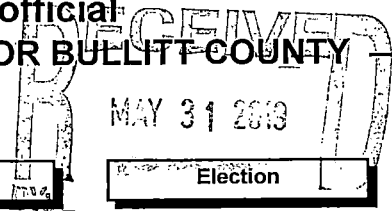
**Precinct Report — Unofficial**  
**PRIMARY ELECTION HELD ON — OFFICIAL BALLOT FOR BULLITT COUNTY — May 21, 2019**

Total Number of Voters : 10,236 of 0 = 0.00%

Party	Candidate	Absentee	Early	Election	Total
<b>Precinct B108 (Ballots Cast: 372)</b>					
<b>SECRETARY of STATE, Vote For 1</b>					
	Jason GRIFFITH	0 0.00%	0 0.00%	21 11.80%	21 11.80%
	Heather French HENRY	0 0.00%	0 0.00%	143 80.34%	143 80.34%
	Geoff SEBESTA	0 0.00%	0 0.00%	4 2.25%	4 2.25%
	Jason S. BELCHER	0 0.00%	0 0.00%	10 5.62%	10 5.62%
	<b>Cast Votes:</b>	0 0.00%	0 0.00%	178 96.22%	178 96.22%
	<b>Over Votes:</b>	0 0.00%	0 0.00%	0 0.00%	0 0.00%
	<b>Under Votes:</b>	0 0.00%	0 0.00%	7 3.78%	7 3.78%
<b>AUDITOR of PUBLIC ACCOUNTS, Vote For 1</b>					
	Drew CURTIS	0 0.00%	0 0.00%	21 13.46%	21 13.46%
	Sheri DONAHUE	0 0.00%	0 0.00%	67 42.95%	67 42.95%
	Chris TOBE	0 0.00%	0 0.00%	26 16.67%	26 16.67%
	Kelsey Hayes COOTS	0 0.00%	0 0.00%	42 26.92%	42 26.92%
	<b>Cast Votes:</b>	0 0.00%	0 0.00%	156 84.32%	156 84.32%
	<b>Over Votes:</b>	0 0.00%	0 0.00%	0 0.00%	0 0.00%
	<b>Under Votes:</b>	0 0.00%	0 0.00%	29 15.68%	29 15.68%
<b>STATE TREASURER, Vote For 1</b>					
	Josh MERS	0 0.00%	0 0.00%	51 34.00%	51 34.00%
	Michael BOWMAN	0 0.00%	0 0.00%	99 66.00%	99 66.00%
	<b>Cast Votes:</b>	0 0.00%	0 0.00%	150 81.08%	150 81.08%
	<b>Over Votes:</b>	0 0.00%	0 0.00%	0 0.00%	0 0.00%
	<b>Under Votes:</b>	0 0.00%	0 0.00%	35 18.92%	35 18.92%
<b>COMMISSIONER of AGRICULTURE, Vote For 1</b>					
	Joe TRIGG	0 0.00%	0 0.00%	64 41.29%	64 41.29%
	Robert Haley CONWAY	0 0.00%	0 0.00%	91 58.71%	91 58.71%
	<b>Cast Votes:</b>	0 0.00%	0 0.00%	155 83.78%	155 83.78%
	<b>Over Votes:</b>	0 0.00%	0 0.00%	0 0.00%	0 0.00%
	<b>Under Votes:</b>	0 0.00%	0 0.00%	30 16.22%	30 16.22%

**RECEIVED**  
 MAY 31 2019  
 BY: \_\_\_\_\_

**Precinct Report — Unofficial**  
**PRIMARY ELECTION HELD ON — OFFICIAL BALLOT FOR BULLITT COUNTY — May 21, 2019**



Total Number of Voters : 10,236 of 0 = 0.00%

Party	Candidate	Absentee	Early	Election	Total
-------	-----------	----------	-------	----------	-------

**Precinct B109 (Ballots Cast: 369)**

**GOVERNOR and LIEUTENANT GOVERNOR, Vote For 1**

Robert GOFORTH Michael T. HOGAN	0	0.00%	0	0.00%	55	32.54%	55	32.54%
Ike LAWRENCE James Anthony ROSE	0	0.00%	0	0.00%	4	2.37%	4	2.37%
William E. WOODS Justin B. MILLER	0	0.00%	0	0.00%	10	5.92%	10	5.92%
Matthew G. BEVIN Ralph A. ALVARADO	0	0.00%	0	0.00%	100	59.17%	100	59.17%
<b>Cast Votes:</b>	0	0.00%	0	0.00%	169	98.83%	169	98.83%
<b>Over Votes:</b>	0	0.00%	0	0.00%	0	0.00%	0	0.00%
<b>Under Votes:</b>	0	0.00%	0	0.00%	2	1.17%	2	1.17%

**SECRETARY of STATE, Vote For 1**

Andrew ENGLISH	0	0.00%	0	0.00%	36	22.78%	36	22.78%
Stephen L. KNIPPER	0	0.00%	0	0.00%	33	20.89%	33	20.89%
Carl NETT	0	0.00%	0	0.00%	29	18.35%	29	18.35%
Michael G. ADAMS	0	0.00%	0	0.00%	60	37.97%	60	37.97%
<b>Cast Votes:</b>	0	0.00%	0	0.00%	158	92.40%	158	92.40%
<b>Over Votes:</b>	0	0.00%	0	0.00%	0	0.00%	0	0.00%
<b>Under Votes:</b>	0	0.00%	0	0.00%	13	7.60%	13	7.60%

**ATTORNEY GENERAL, Vote For 1**

Wil SCHRODER	0	0.00%	0	0.00%	64	40.00%	64	40.00%
Daniel CAMERON	0	0.00%	0	0.00%	96	60.00%	96	60.00%
<b>Cast Votes:</b>	0	0.00%	0	0.00%	160	93.57%	160	93.57%
<b>Over Votes:</b>	0	0.00%	0	0.00%	0	0.00%	0	0.00%
<b>Under Votes:</b>	0	0.00%	0	0.00%	11	6.43%	11	6.43%

**COMMISSIONER of AGRICULTURE, Vote For 1**

Ryan F. QUARLES	0	0.00%	0	0.00%	130	82.80%	130	82.80%
Bill POLYNIAK	0	0.00%	0	0.00%	27	17.20%	27	17.20%
<b>Cast Votes:</b>	0	0.00%	0	0.00%	157	91.81%	157	91.81%
<b>Over Votes:</b>	0	0.00%	0	0.00%	0	0.00%	0	0.00%
<b>Under Votes:</b>	0	0.00%	0	0.00%	14	8.19%	14	8.19%

**GOVERNOR and LIEUTENANT GOVERNOR, Vote For 1**

Andy BESHEAR Jacqueline COLEMAN	0	0.00%	0	0.00%	75	37.88%	75	37.88%
Adam H. EDELEN Gill HOLLAND	0	0.00%	0	0.00%	82	41.41%	82	41.41%
Geoffrey M. "Geoff" YOUNG Joshua N. "Josh" FRENCH	0	0.00%	0	0.00%	3	1.52%	3	1.52%
Rocky ADKINS Stephanie HORNE	0	0.00%	0	0.00%	38	19.19%	38	19.19%
<b>Cast Votes:</b>	0	0.00%	0	0.00%	198	100.00%	198	100.00%
<b>Over Votes:</b>	0	0.00%	0	0.00%	0	0.00%	0	0.00%
<b>Under Votes:</b>	0	0.00%	0	0.00%	0	0.00%	0	0.00%

**Precinct Report — Unofficial**  
**PRIMARY ELECTION HELD ON — OFFICIAL BALLOT FOR BULLITT COUNTY — May 21, 2019**

Total Number of Voters : 10,236 of 0 = 0.00%

Party	Candidate	Absentee	Early	Election	Total
<b>Precinct B109 (Ballots Cast: 369)</b>					
<b>SECRETARY of STATE, Vote For 1</b>					
	Jason GRIFFITH	0 0.00%	0 0.00%	15 7.77%	15 7.77%
	Heather French HENRY	0 0.00%	0 0.00%	153 79.27%	153 79.27%
	Geoff SEBESTA	0 0.00%	0 0.00%	6 3.11%	6 3.11%
	Jason S. BELCHER	0 0.00%	0 0.00%	19 9.84%	19 9.84%
	<b>Cast Votes:</b>	0 0.00%	0 0.00%	193 97.47%	193 97.47%
	<b>Over Votes:</b>	0 0.00%	0 0.00%	0 0.00%	0 0.00%
	<b>Under Votes:</b>	0 0.00%	0 0.00%	5 2.53%	5 2.53%
<b>AUDITOR of PUBLIC ACCOUNTS, Vote For 1</b>					
	Drew CURTIS	0 0.00%	0 0.00%	23 12.99%	23 12.99%
	Sheri DONAHUE	0 0.00%	0 0.00%	74 41.81%	74 41.81%
	Chris TOBE	0 0.00%	0 0.00%	36 20.34%	36 20.34%
	Kelsey Hayes COOTS	0 0.00%	0 0.00%	44 24.86%	44 24.86%
	<b>Cast Votes:</b>	0 0.00%	0 0.00%	177 89.39%	177 89.39%
	<b>Over Votes:</b>	0 0.00%	0 0.00%	0 0.00%	0 0.00%
	<b>Under Votes:</b>	0 0.00%	0 0.00%	21 10.61%	21 10.61%
<b>STATE TREASURER, Vote For 1</b>					
	Josh MERS	0 0.00%	0 0.00%	46 27.71%	46 27.71%
	Michael BOWMAN	0 0.00%	0 0.00%	120 72.29%	120 72.29%
	<b>Cast Votes:</b>	0 0.00%	0 0.00%	166 83.84%	166 83.84%
	<b>Over Votes:</b>	0 0.00%	0 0.00%	0 0.00%	0 0.00%
	<b>Under Votes:</b>	0 0.00%	0 0.00%	32 16.16%	32 16.16%
<b>COMMISSIONER of AGRICULTURE, Vote For 1</b>					
	Joe TRIGG	0 0.00%	0 0.00%	92 52.87%	92 52.87%
	Robert Haley CONWAY	0 0.00%	0 0.00%	82 47.13%	82 47.13%
	<b>Cast Votes:</b>	0 0.00%	0 0.00%	174 87.88%	174 87.88%
	<b>Over Votes:</b>	0 0.00%	0 0.00%	0 0.00%	0 0.00%
	<b>Under Votes:</b>	0 0.00%	0 0.00%	24 12.12%	24 12.12%

**RECEIVED**  
MAY 31 2019  
BY: \_\_\_\_\_

**Precinct Report — Unofficial**  
**PRIMARY ELECTION HELD ON — OFFICIAL BALLOT FOR BULLITT COUNTY — May 21, 2019**

Page 37 of 96

05/21/2019 07:32 PM

Precincts Reporting 48 of 48 = 100.00%

Total Number of Voters : 10,236 of 0 = 0.00%

**RECEIVED**  
 MAY 23 2019  
 Election

Party	Candidate	Absentee	Early	2019 Election	Total
<b>Precinct B110 (Ballots Cast: 257)</b>					
<b>GOVERNOR and LIEUTENANT GOVERNOR, Vote For 1</b>					
	Robert GOFORTH Michael T. HOGAN	0 0.00%	0 0.00%	50 42.02%	50 42.02%
	Ike LAWRENCE James Anthony ROSE	0 0.00%	0 0.00%	10 8.40%	10 8.40%
	William E. WOODS Justin B. MILLER	0 0.00%	0 0.00%	14 11.76%	14 11.76%
	Matthew G. BEVIN Ralph A. ALVARADO	0 0.00%	0 0.00%	45 37.82%	45 37.82%
	<b>Cast Votes:</b>	0 0.00%	0 0.00%	119 99.17%	119 99.17%
	<b>Over Votes:</b>	0 0.00%	0 0.00%	0 0.00%	0 0.00%
	<b>Under Votes:</b>	0 0.00%	0 0.00%	1 0.83%	1 0.83%
<b>SECRETARY of STATE, Vote For 1</b>					
	Andrew ENGLISH	0 0.00%	0 0.00%	29 26.61%	29 26.61%
	Stephen L. KNIPPER	0 0.00%	0 0.00%	19 17.43%	19 17.43%
	Carl NETT	0 0.00%	0 0.00%	21 19.27%	21 19.27%
	Michael G. ADAMS	0 0.00%	0 0.00%	40 36.70%	40 36.70%
	<b>Cast Votes:</b>	0 0.00%	0 0.00%	109 90.83%	109 90.83%
	<b>Over Votes:</b>	0 0.00%	0 0.00%	0 0.00%	0 0.00%
	<b>Under Votes:</b>	0 0.00%	0 0.00%	11 9.17%	11 9.17%
<b>ATTORNEY GENERAL, Vote For 1</b>					
	Wil SCHRODER	0 0.00%	0 0.00%	49 45.37%	49 45.37%
	Daniel CAMERON	0 0.00%	0 0.00%	59 54.63%	59 54.63%
	<b>Cast Votes:</b>	0 0.00%	0 0.00%	108 90.00%	108 90.00%
	<b>Over Votes:</b>	0 0.00%	0 0.00%	0 0.00%	0 0.00%
	<b>Under Votes:</b>	0 0.00%	0 0.00%	12 10.00%	12 10.00%
<b>COMMISSIONER of AGRICULTURE, Vote For 1</b>					
	Ryan F. QUARLES	0 0.00%	0 0.00%	85 77.27%	85 77.27%
	Bill POLYNIAK	0 0.00%	0 0.00%	25 22.73%	25 22.73%
	<b>Cast Votes:</b>	0 0.00%	0 0.00%	110 91.67%	110 91.67%
	<b>Over Votes:</b>	0 0.00%	0 0.00%	0 0.00%	0 0.00%
	<b>Under Votes:</b>	0 0.00%	0 0.00%	10 8.33%	10 8.33%
<b>GOVERNOR and LIEUTENANT GOVERNOR, Vote For 1</b>					
	Andy BESHEAR Jacqueline COLEMAN	0 0.00%	0 0.00%	63 45.99%	63 45.99%
	Adam H. EDELEN Gill HOLLAND	0 0.00%	0 0.00%	51 37.23%	51 37.23%
	Geoffrey M."Geoff" YOUNG Joshua N. "Josh" FRENCH	0 0.00%	0 0.00%	3 2.19%	3 2.19%
	Rocky ADKINS Stephanie HORNE	0 0.00%	0 0.00%	20 14.60%	20 14.60%
	<b>Cast Votes:</b>	0 0.00%	0 0.00%	137 100.00%	137 100.00%
	<b>Over Votes:</b>	0 0.00%	0 0.00%	0 0.00%	0 0.00%
	<b>Under Votes:</b>	0 0.00%	0 0.00%	0 0.00%	0 0.00%



**Precinct Report — Unofficial**  
**PRIMARY ELECTION HELD ON — OFFICIAL BALLOT FOR BULLITT COUNTY — May 21, 2019**

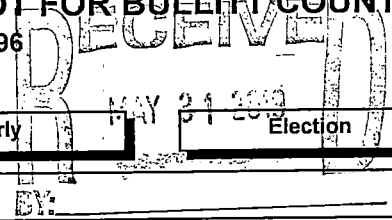
Total Number of Voters : 10,236 of 0 = 0.00%

Party	Candidate	Absentee	Early	Election	Total
<b>Precinct B110 (Ballots Cast: 257)</b>					
<b>SECRETARY of STATE, Vote For 1</b>					
	Jason GRIFFITH	0 0.00%	0 0.00%	8 6.02%	8 6.02%
	Heather French HENRY	0 0.00%	0 0.00%	105 78.95%	105 78.95%
	Geoff SEBESTA	0 0.00%	0 0.00%	1 0.75%	1 0.75%
	Jason S. BELCHER	0 0.00%	0 0.00%	19 14.29%	19 14.29%
	<b>Cast Votes:</b>	0 0.00%	0 0.00%	133 97.08%	133 97.08%
	<b>Over Votes:</b>	0 0.00%	0 0.00%	0 0.00%	0 0.00%
	<b>Under Votes:</b>	0 0.00%	0 0.00%	4 2.92%	4 2.92%
<b>AUDITOR of PUBLIC ACCOUNTS, Vote For 1</b>					
	Drew CURTIS	0 0.00%	0 0.00%	12 9.84%	12 9.84%
	Sheri DONAHUE	0 0.00%	0 0.00%	54 44.26%	54 44.26%
	Chris TOBE	0 0.00%	0 0.00%	27 22.13%	27 22.13%
	Kelsey Hayes COOTS	0 0.00%	0 0.00%	29 23.77%	29 23.77%
	<b>Cast Votes:</b>	0 0.00%	0 0.00%	122 89.05%	122 89.05%
	<b>Over Votes:</b>	0 0.00%	0 0.00%	0 0.00%	0 0.00%
	<b>Under Votes:</b>	0 0.00%	0 0.00%	15 10.95%	15 10.95%
<b>STATE TREASURER, Vote For 1</b>					
	Josh MERS	0 0.00%	0 0.00%	52 43.70%	52 43.70%
	Michael BOWMAN	0 0.00%	0 0.00%	67 56.30%	67 56.30%
	<b>Cast Votes:</b>	0 0.00%	0 0.00%	119 86.86%	119 86.86%
	<b>Over Votes:</b>	0 0.00%	0 0.00%	0 0.00%	0 0.00%
	<b>Under Votes:</b>	0 0.00%	0 0.00%	18 13.14%	18 13.14%
<b>COMMISSIONER of AGRICULTURE, Vote For 1</b>					
	Joe TRIGG	0 0.00%	0 0.00%	56 45.90%	56 45.90%
	Robert Haley CONWAY	0 0.00%	0 0.00%	66 54.10%	66 54.10%
	<b>Cast Votes:</b>	0 0.00%	0 0.00%	122 89.05%	122 89.05%
	<b>Over Votes:</b>	0 0.00%	0 0.00%	0 0.00%	0 0.00%
	<b>Under Votes:</b>	0 0.00%	0 0.00%	15 10.95%	15 10.95%

**RECEIVED**  
 MAY 31 2019  
 BY: \_\_\_\_\_

**Precinct Report — Unofficial**  
**PRIMARY ELECTION HELD ON — OFFICIAL BALLOT FOR BULLITT COUNTY — May 21, 2019**

Total Number of Voters : 10,236 of 0 = 0.00%



Party	Candidate	Absentee	Early	Election	Total
-------	-----------	----------	-------	----------	-------

**Precinct B111 (Ballots Cast: 358)**

<b>GOVERNOR and LIEUTENANT GOVERNOR, Vote For 1</b>									
	Robert GOFORTH Michael T. HOGAN	0	0.00%	0	0.00%	49	30.82%	49	30.82%
	Ike LAWRENCE James Anthony ROSE	0	0.00%	0	0.00%	8	5.03%	8	5.03%
	William E. WOODS Justin B. MILLER	0	0.00%	0	0.00%	14	8.81%	14	8.81%
	Matthew G. BEVIN Ralph A. ALVARADO	0	0.00%	0	0.00%	88	55.35%	88	55.35%
	<b>Cast Votes:</b>	0	0.00%	0	0.00%	159	99.38%	159	99.38%
	<b>Over Votes:</b>	0	0.00%	0	0.00%	0	0.00%	0	0.00%
	<b>Under Votes:</b>	0	0.00%	0	0.00%	1	0.63%	1	0.63%
<b>SECRETARY of STATE, Vote For 1</b>									
	Andrew ENGLISH	0	0.00%	0	0.00%	34	23.78%	34	23.78%
	Stephen L. KNIPPER	0	0.00%	0	0.00%	28	19.58%	28	19.58%
	Carl NETT	0	0.00%	0	0.00%	29	20.28%	29	20.28%
	Michael G. ADAMS	0	0.00%	0	0.00%	52	36.36%	52	36.36%
	<b>Cast Votes:</b>	0	0.00%	0	0.00%	143	89.38%	143	89.38%
	<b>Over Votes:</b>	0	0.00%	0	0.00%	0	0.00%	0	0.00%
	<b>Under Votes:</b>	0	0.00%	0	0.00%	17	10.63%	17	10.63%
<b>ATTORNEY GENERAL, Vote For 1</b>									
	Wil SCHRODER	0	0.00%	0	0.00%	60	41.10%	60	41.10%
	Daniel CAMERON	0	0.00%	0	0.00%	86	58.90%	86	58.90%
	<b>Cast Votes:</b>	0	0.00%	0	0.00%	146	91.25%	146	91.25%
	<b>Over Votes:</b>	0	0.00%	0	0.00%	0	0.00%	0	0.00%
	<b>Under Votes:</b>	0	0.00%	0	0.00%	14	8.75%	14	8.75%
<b>COMMISSIONER of AGRICULTURE, Vote For 1</b>									
	Ryan F. QUARLES	0	0.00%	0	0.00%	115	80.42%	115	80.42%
	Bill POLYNIAK	0	0.00%	0	0.00%	28	19.58%	28	19.58%
	<b>Cast Votes:</b>	0	0.00%	0	0.00%	143	89.38%	143	89.38%
	<b>Over Votes:</b>	0	0.00%	0	0.00%	0	0.00%	0	0.00%
	<b>Under Votes:</b>	0	0.00%	0	0.00%	17	10.63%	17	10.63%
<b>GOVERNOR and LIEUTENANT GOVERNOR, Vote For 1</b>									
	Andy BESHEAR Jacqueline COLEMAN	0	0.00%	0	0.00%	89	44.95%	89	44.95%
	Adam H. EDELEN Gill HOLLAND	0	0.00%	0	0.00%	68	34.34%	68	34.34%
	Geoffrey M. "Geoff" YOUNG Joshua N. "Josh" FRENCH	0	0.00%	0	0.00%	2	1.01%	2	1.01%
	Rocky ADKINS Stephanie HORNE	0	0.00%	0	0.00%	39	19.70%	39	19.70%
	<b>Cast Votes:</b>	0	0.00%	0	0.00%	198	100.00%	198	100.00%
	<b>Over Votes:</b>	0	0.00%	0	0.00%	0	0.00%	0	0.00%
	<b>Under Votes:</b>	0	0.00%	0	0.00%	0	0.00%	0	0.00%

**Precinct Report — Unofficial**  
**PRIMARY ELECTION HELD ON — OFFICIAL BALLOT FOR BULLITT COUNTY — May 21, 2019**

Page 40 of 96

05/21/2019 07:32 PM

Precincts Reporting 48 of 48 = 100.00%

Total Number of Voters : 10,236 of 0 = 0.00%

Party	Candidate	Absentee		Early		Election		Total	
<b>Precinct B111 (Ballots Cast: 358)</b>									
<b>SECRETARY of STATE, Vote For 1</b>									
	Jason GRIFFITH	0	0.00%	0	0.00%	14	7.14%	14	7.14%
	Heather French HENRY	0	0.00%	0	0.00%	164	83.67%	164	83.67%
	Geoff SEBESTA	0	0.00%	0	0.00%	3	1.53%	3	1.53%
	Jason S. BELCHER	0	0.00%	0	0.00%	15	7.65%	15	7.65%
	<b>Cast Votes:</b>	0	0.00%	0	0.00%	196	98.99%	196	98.99%
	<b>Over Votes:</b>	0	0.00%	0	0.00%	0	0.00%	0	0.00%
	<b>Under Votes:</b>	0	0.00%	0	0.00%	2	1.01%	2	1.01%
<b>AUDITOR of PUBLIC ACCOUNTS, Vote For 1</b>									
	Drew CURTIS	0	0.00%	0	0.00%	16	9.14%	16	9.14%
	Sheri DONAHUE	0	0.00%	0	0.00%	93	53.14%	93	53.14%
	Chris TOBE	0	0.00%	0	0.00%	26	14.86%	26	14.86%
	Kelsey Hayes COOTS	0	0.00%	0	0.00%	40	22.86%	40	22.86%
	<b>Cast Votes:</b>	0	0.00%	0	0.00%	175	88.38%	175	88.38%
	<b>Over Votes:</b>	0	0.00%	0	0.00%	0	0.00%	0	0.00%
	<b>Under Votes:</b>	0	0.00%	0	0.00%	23	11.62%	23	11.62%
<b>STATE TREASURER, Vote For 1</b>									
	Josh MERS	0	0.00%	0	0.00%	48	28.92%	48	28.92%
	Michael BOWMAN	0	0.00%	0	0.00%	118	71.08%	118	71.08%
	<b>Cast Votes:</b>	0	0.00%	0	0.00%	166	83.84%	166	83.84%
	<b>Over Votes:</b>	0	0.00%	0	0.00%	0	0.00%	0	0.00%
	<b>Under Votes:</b>	0	0.00%	0	0.00%	32	16.16%	32	16.16%
<b>COMMISSIONER of AGRICULTURE, Vote For 1</b>									
	Joe TRIGG	0	0.00%	0	0.00%	85	48.02%	85	48.02%
	Robert Haley CONWAY	0	0.00%	0	0.00%	92	51.98%	92	51.98%
	<b>Cast Votes:</b>	0	0.00%	0	0.00%	177	89.39%	177	89.39%
	<b>Over Votes:</b>	0	0.00%	0	0.00%	0	0.00%	0	0.00%
	<b>Under Votes:</b>	0	0.00%	0	0.00%	21	10.61%	21	10.61%

**RECEIVED**  
 MAY 31 2019  
 BY: \_\_\_\_\_


**Precinct Report — Unofficial**  
**PRIMARY ELECTION HELD ON — OFFICIAL BALLOT FOR BULLITT COUNTY — May 21, 2019**

Page 41 of 96

05/21/2019 07:32 PM

Precincts Reporting 48 of 48 = 100.00%

Total Number of Voters : 10,236 of 0 = 0.00%



Party	Candidate	Absentee	Early	Election	Total
-------	-----------	----------	-------	----------	-------

**Precinct B112 (Ballots Cast: 132)**

**GOVERNOR and LIEUTENANT GOVERNOR, Vote For 1**

Robert GOFORTH Michael T. HOGAN	0	0.00%	0	0.00%	27	43.55%	27	43.55%
Ike LAWRENCE James Anthony ROSE	0	0.00%	0	0.00%	1	1.61%	1	1.61%
William E. WOODS Justin B. MILLER	0	0.00%	0	0.00%	7	11.29%	7	11.29%
Matthew G. BEVIN Ralph A. ALVARADO	0	0.00%	0	0.00%	27	43.55%	27	43.55%
<b>Cast Votes:</b>	0	0.00%	0	0.00%	62	100.00%	62	100.00%
<b>Over Votes:</b>	0	0.00%	0	0.00%	0	0.00%	0	0.00%
<b>Under Votes:</b>	0	0.00%	0	0.00%	0	0.00%	0	0.00%

**SECRETARY of STATE, Vote For 1**

Andrew ENGLISH	0	0.00%	0	0.00%	12	23.53%	12	23.53%
Stephen L. KNIPPER	0	0.00%	0	0.00%	8	15.69%	8	15.69%
Carl NETT	0	0.00%	0	0.00%	11	21.57%	11	21.57%
Michael G. ADAMS	0	0.00%	0	0.00%	20	39.22%	20	39.22%
<b>Cast Votes:</b>	0	0.00%	0	0.00%	51	82.26%	51	82.26%
<b>Over Votes:</b>	0	0.00%	0	0.00%	0	0.00%	0	0.00%
<b>Under Votes:</b>	0	0.00%	0	0.00%	11	17.74%	11	17.74%

**ATTORNEY GENERAL, Vote For 1**

Wil SCHRODER	0	0.00%	0	0.00%	20	35.09%	20	35.09%
Daniel CAMERON	0	0.00%	0	0.00%	37	64.91%	37	64.91%
<b>Cast Votes:</b>	0	0.00%	0	0.00%	57	91.94%	57	91.94%
<b>Over Votes:</b>	0	0.00%	0	0.00%	0	0.00%	0	0.00%
<b>Under Votes:</b>	0	0.00%	0	0.00%	5	8.06%	5	8.06%

**COMMISSIONER of AGRICULTURE, Vote For 1**

Ryan F. QUARLES	0	0.00%	0	0.00%	46	90.20%	46	90.20%
Bill POLYNIK	0	0.00%	0	0.00%	5	9.80%	5	9.80%
<b>Cast Votes:</b>	0	0.00%	0	0.00%	51	82.26%	51	82.26%
<b>Over Votes:</b>	0	0.00%	0	0.00%	0	0.00%	0	0.00%
<b>Under Votes:</b>	0	0.00%	0	0.00%	11	17.74%	11	17.74%

**GOVERNOR and LIEUTENANT GOVERNOR, Vote For 1**

Andy BESHEAR Jacqueline COLEMAN	0	0.00%	0	0.00%	33	47.14%	33	47.14%
Adam H. EDELEN Gill HOLLAND	0	0.00%	0	0.00%	20	28.57%	20	28.57%
Geoffrey M. "Geoff" YOUNG Joshua N. "Josh" FRENCH	0	0.00%	0	0.00%	2	2.86%	2	2.86%
Rocky ADKINS Stephanie HORNE	0	0.00%	0	0.00%	15	21.43%	15	21.43%
<b>Cast Votes:</b>	0	0.00%	0	0.00%	70	100.00%	70	100.00%
<b>Over Votes:</b>	0	0.00%	0	0.00%	0	0.00%	0	0.00%
<b>Under Votes:</b>	0	0.00%	0	0.00%	0	0.00%	0	0.00%

**Precinct Report — Unofficial**  
**PRIMARY ELECTION HELD ON — OFFICIAL BALLOT FOR BULLITT COUNTY — May 21, 2019**

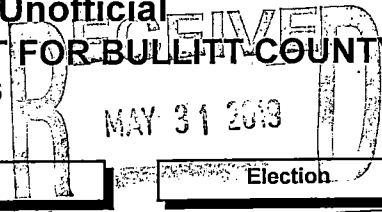
Total Number of Voters : 10,236 of 0 = 0.00%

Party	Candidate	Absentee	Early	Election	Total
<b>Precinct B112 (Ballots Cast: 132)</b>					
<b>SECRETARY of STATE, Vote For 1</b>					
	Jason GRIFFITH	0 0.00%	0 0.00%	6 8.82%	6 8.82%
	Heather French HENRY	0 0.00%	0 0.00%	52 76.47%	52 76.47%
	Geoff SEBESTA	0 0.00%	0 0.00%	1 1.47%	1 1.47%
	Jason S. BELCHER	0 0.00%	0 0.00%	9 13.24%	9 13.24%
	<b>Cast Votes:</b>	0 0.00%	0 0.00%	68 97.14%	68 97.14%
	<b>Over Votes:</b>	0 0.00%	0 0.00%	0 0.00%	0 0.00%
	<b>Under Votes:</b>	0 0.00%	0 0.00%	2 2.86%	2 2.86%
<b>AUDITOR of PUBLIC ACCOUNTS, Vote For 1</b>					
	Drew CURTIS	0 0.00%	0 0.00%	7 12.07%	7 12.07%
	Sheri DONAHUE	0 0.00%	0 0.00%	19 32.76%	19 32.76%
	Chris TOBE	0 0.00%	0 0.00%	12 20.69%	12 20.69%
	Kelsey Hayes COOTS	0 0.00%	0 0.00%	20 34.48%	20 34.48%
	<b>Cast Votes:</b>	0 0.00%	0 0.00%	58 82.86%	58 82.86%
	<b>Over Votes:</b>	0 0.00%	0 0.00%	0 0.00%	0 0.00%
	<b>Under Votes:</b>	0 0.00%	0 0.00%	12 17.14%	12 17.14%
<b>STATE TREASURER, Vote For 1</b>					
	Josh MERS	0 0.00%	0 0.00%	22 40.00%	22 40.00%
	Michael BOWMAN	0 0.00%	0 0.00%	33 60.00%	33 60.00%
	<b>Cast Votes:</b>	0 0.00%	0 0.00%	55 78.57%	55 78.57%
	<b>Over Votes:</b>	0 0.00%	0 0.00%	0 0.00%	0 0.00%
	<b>Under Votes:</b>	0 0.00%	0 0.00%	15 21.43%	15 21.43%
<b>COMMISSIONER of AGRICULTURE, Vote For 1</b>					
	Joe TRIGG	0 0.00%	0 0.00%	27 45.76%	27 45.76%
	Robert Haley CONWAY	0 0.00%	0 0.00%	32 54.24%	32 54.24%
	<b>Cast Votes:</b>	0 0.00%	0 0.00%	59 84.29%	59 84.29%
	<b>Over Votes:</b>	0 0.00%	0 0.00%	1 1.43%	1 1.43%
	<b>Under Votes:</b>	0 0.00%	0 0.00%	10 14.29%	10 14.29%

**RECEIVED**  
MAY 31 2019  
BY: \_\_\_\_\_

**Precinct Report — Unofficial**  
**PRIMARY ELECTION HELD ON — OFFICIAL BALLOT FOR BULLITT COUNTY — May 21, 2019**

Page 43 of 96



05/21/2019 07:32 PM

Precincts Reporting 48 of 48 = 100.00%

Total Number of Voters : 10,236 of 0 = 0.00%

Party	Candidate	Absentee	Early	Election	Total
-------	-----------	----------	-------	----------	-------

**Precinct B113 (Ballots Cast: 293)**

**GOVERNOR and LIEUTENANT GOVERNOR, Vote For 1**

Robert GOFORTH Michael T. HOGAN	0	0.00%	0	0.00%	52	34.44%	52	34.44%
Ike LAWRENCE James Anthony ROSE	0	0.00%	0	0.00%	9	5.96%	9	5.96%
William E. WOODS Justin B. MILLER	0	0.00%	0	0.00%	12	7.95%	12	7.95%
Matthew G. BEVIN Ralph A. ALVARADO	0	0.00%	0	0.00%	78	51.66%	78	51.66%
<b>Cast Votes:</b>	0	0.00%	0	0.00%	151	99.34%	151	99.34%
<b>Over Votes:</b>	0	0.00%	0	0.00%	0	0.00%	0	0.00%
<b>Under Votes:</b>	0	0.00%	0	0.00%	1	0.66%	1	0.66%

**SECRETARY of STATE, Vote For 1**

Andrew ENGLISH	0	0.00%	0	0.00%	46	33.82%	46	33.82%
Stephen L. KNIPPER	0	0.00%	0	0.00%	25	18.38%	25	18.38%
Carl NETT	0	0.00%	0	0.00%	24	17.65%	24	17.65%
Michael G. ADAMS	0	0.00%	0	0.00%	41	30.15%	41	30.15%
<b>Cast Votes:</b>	0	0.00%	0	0.00%	136	89.47%	136	89.47%
<b>Over Votes:</b>	0	0.00%	0	0.00%	0	0.00%	0	0.00%
<b>Under Votes:</b>	0	0.00%	0	0.00%	16	10.53%	16	10.53%

**ATTORNEY GENERAL, Vote For 1**

Wil SCHRODER	0	0.00%	0	0.00%	63	45.65%	63	45.65%
Daniel CAMERON	0	0.00%	0	0.00%	75	54.35%	75	54.35%
<b>Cast Votes:</b>	0	0.00%	0	0.00%	138	90.79%	138	90.79%
<b>Over Votes:</b>	0	0.00%	0	0.00%	0	0.00%	0	0.00%
<b>Under Votes:</b>	0	0.00%	0	0.00%	14	9.21%	14	9.21%

**COMMISSIONER of AGRICULTURE, Vote For 1**

Ryan F. QUARLES	0	0.00%	0	0.00%	110	80.88%	110	80.88%
Bill POLYNIAK	0	0.00%	0	0.00%	26	19.12%	26	19.12%
<b>Cast Votes:</b>	0	0.00%	0	0.00%	136	89.47%	136	89.47%
<b>Over Votes:</b>	0	0.00%	0	0.00%	0	0.00%	0	0.00%
<b>Under Votes:</b>	0	0.00%	0	0.00%	16	10.53%	16	10.53%

**GOVERNOR and LIEUTENANT GOVERNOR, Vote For 1**

Andy BESHEAR Jacqueline COLEMAN	0	0.00%	0	0.00%	61	43.26%	61	43.26%
Adam H. EDELEN Gill HOLLAND	0	0.00%	0	0.00%	49	34.75%	49	34.75%
Geoffrey M. "Geoff" YOUNG Joshua N. "Josh" FRENCH	0	0.00%	0	0.00%	6	4.26%	6	4.26%
Rocky ADKINS Stephanie HORNE	0	0.00%	0	0.00%	25	17.73%	25	17.73%
<b>Cast Votes:</b>	0	0.00%	0	0.00%	141	100.00%	141	100.00%
<b>Over Votes:</b>	0	0.00%	0	0.00%	0	0.00%	0	0.00%
<b>Under Votes:</b>	0	0.00%	0	0.00%	0	0.00%	0	0.00%

**Precinct Report — Unofficial**  
**PRIMARY ELECTION HELD ON — OFFICIAL BALLOT FOR BULLITT COUNTY — May 21, 2019**

Total Number of Voters : 10,236 of 0 = 0.00%

Party	Candidate	Absentee	Early	Election	Total
<b>Precinct B113 (Ballots Cast: 293)</b>					
<b>SECRETARY of STATE, Vote For 1</b>					
	Jason GRIFFITH	0 0.00%	0 0.00%	13 9.63%	13 9.63%
	Heather French HENRY	0 0.00%	0 0.00%	101 74.81%	101 74.81%
	Geoff SEBESTA	0 0.00%	0 0.00%	8 5.93%	8 5.93%
	Jason S. BELCHER	0 0.00%	0 0.00%	13 9.63%	13 9.63%
	<b>Cast Votes:</b>	0 0.00%	0 0.00%	135 95.74%	135 95.74%
	<b>Over Votes:</b>	0 0.00%	0 0.00%	0 0.00%	0 0.00%
	<b>Under Votes:</b>	0 0.00%	0 0.00%	6 4.26%	6 4.26%
<b>AUDITOR of PUBLIC ACCOUNTS, Vote For 1</b>					
	Drew CURTIS	0 0.00%	0 0.00%	20 16.95%	20 16.95%
	Sheri DONAHUE	0 0.00%	0 0.00%	48 40.68%	48 40.68%
	Chris TOBE	0 0.00%	0 0.00%	18 15.25%	18 15.25%
	Kelsey Hayes COOTS	0 0.00%	0 0.00%	32 27.12%	32 27.12%
	<b>Cast Votes:</b>	0 0.00%	0 0.00%	118 83.69%	118 83.69%
	<b>Over Votes:</b>	0 0.00%	0 0.00%	0 0.00%	0 0.00%
	<b>Under Votes:</b>	0 0.00%	0 0.00%	23 16.31%	23 16.31%
<b>STATE TREASURER, Vote For 1</b>					
	Josh MERS	0 0.00%	0 0.00%	41 37.27%	41 37.27%
	Michael BOWMAN	0 0.00%	0 0.00%	69 62.73%	69 62.73%
	<b>Cast Votes:</b>	0 0.00%	0 0.00%	110 78.01%	110 78.01%
	<b>Over Votes:</b>	0 0.00%	0 0.00%	0 0.00%	0 0.00%
	<b>Under Votes:</b>	0 0.00%	0 0.00%	31 21.99%	31 21.99%
<b>COMMISSIONER of AGRICULTURE, Vote For 1</b>					
	Joe TRIGG	0 0.00%	0 0.00%	42 35.90%	42 35.90%
	Robert Haley CONWAY	0 0.00%	0 0.00%	75 64.10%	75 64.10%
	<b>Cast Votes:</b>	0 0.00%	0 0.00%	117 82.98%	117 82.98%
	<b>Over Votes:</b>	0 0.00%	0 0.00%	0 0.00%	0 0.00%
	<b>Under Votes:</b>	0 0.00%	0 0.00%	24 17.02%	24 17.02%

**RECEIVED**  
MAY 31 2019  
BY: \_\_\_\_\_

Precinct Report — Unofficial  
 PRIMARY ELECTION HELD ON — OFFICIAL BALLOT FOR BULLITT COUNTY — May 21, 2019

Page 45 of 96

MAY 31 2019

05/21/2019 07:32 PM

Precincts Reporting 48 of 48 = 100.00%

Total Number of Voters : 10,236 of 0 = 0.00%

Party	Candidate	Absentee	Early	Election	Total
-------	-----------	----------	-------	----------	-------

Precinct B114 (Ballots Cast: 256)

GOVERNOR and LIEUTENANT GOVERNOR, Vote For 1

Robert GOFORTH Michael T. HOGAN	0	0.00%	0	0.00%	45	36.89%	45	36.89%
Ike LAWRENCE James Anthony ROSE	0	0.00%	0	0.00%	10	8.20%	10	8.20%
William E. WOODS Justin B. MILLER	0	0.00%	0	0.00%	17	13.93%	17	13.93%
Matthew G. BEVIN Ralph A. ALVARADO	0	0.00%	0	0.00%	50	40.98%	50	40.98%
<b>Cast Votes:</b>	0	0.00%	0	0.00%	122	98.39%	122	98.39%
<b>Over Votes:</b>	0	0.00%	0	0.00%	0	0.00%	0	0.00%
<b>Under Votes:</b>	0	0.00%	0	0.00%	2	1.61%	2	1.61%

SECRETARY of STATE, Vote For 1

Andrew ENGLISH	0	0.00%	0	0.00%	29	25.44%	29	25.44%
Stephen L. KNIPPER	0	0.00%	0	0.00%	22	19.30%	22	19.30%
Carl NETT	0	0.00%	0	0.00%	24	21.05%	24	21.05%
Michael G. ADAMS	0	0.00%	0	0.00%	39	34.21%	39	34.21%
<b>Cast Votes:</b>	0	0.00%	0	0.00%	114	91.94%	114	91.94%
<b>Over Votes:</b>	0	0.00%	0	0.00%	0	0.00%	0	0.00%
<b>Under Votes:</b>	0	0.00%	0	0.00%	10	8.06%	10	8.06%

ATTORNEY GENERAL, Vote For 1

Wil SCHRODER	0	0.00%	0	0.00%	60	51.28%	60	51.28%
Daniel CAMERON	0	0.00%	0	0.00%	57	48.72%	57	48.72%
<b>Cast Votes:</b>	0	0.00%	0	0.00%	117	94.35%	117	94.35%
<b>Over Votes:</b>	0	0.00%	0	0.00%	0	0.00%	0	0.00%
<b>Under Votes:</b>	0	0.00%	0	0.00%	7	5.65%	7	5.65%

COMMISSIONER of AGRICULTURE, Vote For 1

Ryan F. QUARLES	0	0.00%	0	0.00%	90	76.92%	90	76.92%
Bill POLYNIAC	0	0.00%	0	0.00%	27	23.08%	27	23.08%
<b>Cast Votes:</b>	0	0.00%	0	0.00%	117	94.35%	117	94.35%
<b>Over Votes:</b>	0	0.00%	0	0.00%	0	0.00%	0	0.00%
<b>Under Votes:</b>	0	0.00%	0	0.00%	7	5.65%	7	5.65%

GOVERNOR and LIEUTENANT GOVERNOR, Vote For 1

Andy BESHEAR Jacqueline COLEMAN	0	0.00%	0	0.00%	60	45.80%	60	45.80%
Adam H. EDELEN Gill HOLLAND	0	0.00%	0	0.00%	44	33.59%	44	33.59%
Geoffrey M. "Geoff" YOUNG Joshua N. "Josh" FRENCH	0	0.00%	0	0.00%	4	3.05%	4	3.05%
Rocky ADKINS Stephanie HORNE	0	0.00%	0	0.00%	23	17.56%	23	17.56%
<b>Cast Votes:</b>	0	0.00%	0	0.00%	131	99.24%	131	99.24%
<b>Over Votes:</b>	0	0.00%	0	0.00%	0	0.00%	0	0.00%
<b>Under Votes:</b>	0	0.00%	0	0.00%	1	0.76%	1	0.76%



**Precinct Report — Unofficial**  
**PRIMARY ELECTION HELD ON — OFFICIAL BALLOT FOR BULLITT COUNTY — May 21, 2019**

Total Number of Voters : 10,236 of 0 = 0.00%

Party	Candidate	Absentee		Early		Election		Total	
<b>Precinct B114 (Ballots Cast: 256)</b>									
<b>SECRETARY of STATE, Vote For 1</b>									
	Jason GRIFFITH	0	0.00%	0	0.00%	10	7.75%	10	7.75%
	Heather French HENRY	0	0.00%	0	0.00%	94	72.87%	94	72.87%
	Geoff SEBESTA	0	0.00%	0	0.00%	5	3.88%	5	3.88%
	Jason S. BELCHER	0	0.00%	0	0.00%	20	15.50%	20	15.50%
	<b>Cast Votes:</b>	0	0.00%	0	0.00%	129	97.73%	129	97.73%
	<b>Over Votes:</b>	0	0.00%	0	0.00%	0	0.00%	0	0.00%
	<b>Under Votes:</b>	0	0.00%	0	0.00%	3	2.27%	3	2.27%
<b>AUDITOR of PUBLIC ACCOUNTS, Vote For 1</b>									
	Drew CURTIS	0	0.00%	0	0.00%	16	13.22%	16	13.22%
	Sheri DONAHUE	0	0.00%	0	0.00%	48	39.67%	48	39.67%
	Chris TOBE	0	0.00%	0	0.00%	11	9.09%	11	9.09%
	Kelsey Hayes COOTS	0	0.00%	0	0.00%	46	38.02%	46	38.02%
	<b>Cast Votes:</b>	0	0.00%	0	0.00%	121	91.67%	121	91.67%
	<b>Over Votes:</b>	0	0.00%	0	0.00%	0	0.00%	0	0.00%
	<b>Under Votes:</b>	0	0.00%	0	0.00%	11	8.33%	11	8.33%
<b>STATE TREASURER, Vote For 1</b>									
	Josh MERS	0	0.00%	0	0.00%	40	35.40%	40	35.40%
	Michael BOWMAN	0	0.00%	0	0.00%	73	64.60%	73	64.60%
	<b>Cast Votes:</b>	0	0.00%	0	0.00%	113	85.61%	113	85.61%
	<b>Over Votes:</b>	0	0.00%	0	0.00%	0	0.00%	0	0.00%
	<b>Under Votes:</b>	0	0.00%	0	0.00%	19	14.39%	19	14.39%
<b>COMMISSIONER of AGRICULTURE, Vote For 1</b>									
	Joe TRIGG	0	0.00%	0	0.00%	64	52.89%	64	52.89%
	Robert Haley CONWAY	0	0.00%	0	0.00%	57	47.11%	57	47.11%
	<b>Cast Votes:</b>	0	0.00%	0	0.00%	121	91.67%	121	91.67%
	<b>Over Votes:</b>	0	0.00%	0	0.00%	0	0.00%	0	0.00%
	<b>Under Votes:</b>	0	0.00%	0	0.00%	11	8.33%	11	8.33%

**RECEIVED**  
 MAY 31 2019  
 BY: \_\_\_\_\_

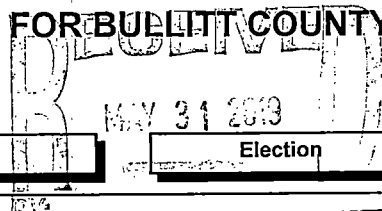
**Precinct Report — Unofficial**  
**PRIMARY ELECTION HELD ON — OFFICIAL BALLOT FOR BULLITT COUNTY — May 21, 2019**

Page 47 of 96

05/21/2019 07:32 PM

Precincts Reporting 48 of 48 = 100.00%

Total Number of Voters : 10,236 of 0 = 0.00%



Party	Candidate	Absentee	Early	Election	Total
-------	-----------	----------	-------	----------	-------

**Precinct C101 (Ballots Cast: 220)**

**GOVERNOR and LIEUTENANT GOVERNOR, Vote For 1**

Robert GOFORTH Michael T. HOGAN	0	0.00%	0	0.00%	33	32.35%	33	32.35%
Ike LAWRENCE James Anthony ROSE	0	0.00%	0	0.00%	2	1.96%	2	1.96%
William E. WOODS Justin B. MILLER	0	0.00%	0	0.00%	3	2.94%	3	2.94%
Matthew G. BEVIN Ralph A. ALVARADO	0	0.00%	0	0.00%	64	62.75%	64	62.75%
<b>Cast Votes:</b>	0	0.00%	0	0.00%	102	100.00%	102	100.00%
<b>Over Votes:</b>	0	0.00%	0	0.00%	0	0.00%	0	0.00%
<b>Under Votes:</b>	0	0.00%	0	0.00%	0	0.00%	0	0.00%

**SECRETARY of STATE, Vote For 1**

Andrew ENGLISH	0	0.00%	0	0.00%	25	26.32%	25	26.32%
Stephen L. KNIPPER	0	0.00%	0	0.00%	11	11.58%	11	11.58%
Carl NETT	0	0.00%	0	0.00%	19	20.00%	19	20.00%
Michael G. ADAMS	0	0.00%	0	0.00%	40	42.11%	40	42.11%
<b>Cast Votes:</b>	0	0.00%	0	0.00%	95	93.14%	95	93.14%
<b>Over Votes:</b>	0	0.00%	0	0.00%	0	0.00%	0	0.00%
<b>Under Votes:</b>	0	0.00%	0	0.00%	7	6.86%	7	6.86%

**ATTORNEY GENERAL, Vote For 1**

Wil SCHRODER	0	0.00%	0	0.00%	39	39.80%	39	39.80%
Daniel CAMERON	0	0.00%	0	0.00%	59	60.20%	59	60.20%
<b>Cast Votes:</b>	0	0.00%	0	0.00%	98	96.08%	98	96.08%
<b>Over Votes:</b>	0	0.00%	0	0.00%	0	0.00%	0	0.00%
<b>Under Votes:</b>	0	0.00%	0	0.00%	4	3.92%	4	3.92%

**COMMISSIONER of AGRICULTURE, Vote For 1**

Ryan F. QUARLES	0	0.00%	0	0.00%	84	88.42%	84	88.42%
Bill POLYNYAK	0	0.00%	0	0.00%	11	11.58%	11	11.58%
<b>Cast Votes:</b>	0	0.00%	0	0.00%	95	93.14%	95	93.14%
<b>Over Votes:</b>	0	0.00%	0	0.00%	0	0.00%	0	0.00%
<b>Under Votes:</b>	0	0.00%	0	0.00%	7	6.86%	7	6.86%

**GOVERNOR and LIEUTENANT GOVERNOR, Vote For 1**

Andy BESHEAR Jacqueline COLEMAN	0	0.00%	0	0.00%	58	49.15%	58	49.15%
Adam H. EDELEN Gill HOLLAND	0	0.00%	0	0.00%	38	32.20%	38	32.20%
Geoffrey M. "Geoff" YOUNG Joshua N. "Josh" FRENCH	0	0.00%	0	0.00%	2	1.69%	2	1.69%
Rocky ADKINS Stephanie HORNE	0	0.00%	0	0.00%	20	16.95%	20	16.95%
<b>Cast Votes:</b>	0	0.00%	0	0.00%	118	100.00%	118	100.00%
<b>Over Votes:</b>	0	0.00%	0	0.00%	0	0.00%	0	0.00%
<b>Under Votes:</b>	0	0.00%	0	0.00%	0	0.00%	0	0.00%

**Precinct Report — Unofficial**  
**PRIMARY ELECTION HELD ON — OFFICIAL BALLOT FOR BULLITT COUNTY — May 21, 2019**

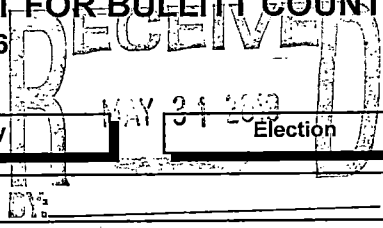
Total Number of Voters : 10,236 of 0 = 0.00%

Party	Candidate	Absentee	Early	Election	Total
<b>Precinct C101 (Ballots Cast: 220)</b>					
<b>SECRETARY of STATE, Vote For 1</b>					
	Jason GRIFFITH	0 0.00%	0 0.00%	7 6.19%	7 6.19%
	Heather French HENRY	0 0.00%	0 0.00%	89 78.76%	89 78.76%
	Geoff SEBESTA	0 0.00%	0 0.00%	2 1.77%	2 1.77%
	Jason S. BELCHER	0 0.00%	0 0.00%	15 13.27%	15 13.27%
	<b>Cast Votes:</b>	0 0.00%	0 0.00%	113 95.76%	113 95.76%
	<b>Over Votes:</b>	0 0.00%	0 0.00%	0 0.00%	0 0.00%
	<b>Under Votes:</b>	0 0.00%	0 0.00%	5 4.24%	5 4.24%
<b>AUDITOR of PUBLIC ACCOUNTS, Vote For 1</b>					
	Drew CURTIS	0 0.00%	0 0.00%	18 18.37%	18 18.37%
	Sheri DONAHUE	0 0.00%	0 0.00%	36 36.73%	36 36.73%
	Chris TOBE	0 0.00%	0 0.00%	20 20.41%	20 20.41%
	Kelsey Hayes COOTS	0 0.00%	0 0.00%	24 24.49%	24 24.49%
	<b>Cast Votes:</b>	0 0.00%	0 0.00%	98 83.05%	98 83.05%
	<b>Over Votes:</b>	0 0.00%	0 0.00%	0 0.00%	0 0.00%
	<b>Under Votes:</b>	0 0.00%	0 0.00%	20 16.95%	20 16.95%
<b>STATE TREASURER, Vote For 1</b>					
	Josh MERS	0 0.00%	0 0.00%	39 40.21%	39 40.21%
	Michael BOWMAN	0 0.00%	0 0.00%	58 59.79%	58 59.79%
	<b>Cast Votes:</b>	0 0.00%	0 0.00%	97 82.20%	97 82.20%
	<b>Over Votes:</b>	0 0.00%	0 0.00%	0 0.00%	0 0.00%
	<b>Under Votes:</b>	0 0.00%	0 0.00%	21 17.80%	21 17.80%
<b>COMMISSIONER of AGRICULTURE, Vote For 1</b>					
	Joe TRIGG	0 0.00%	0 0.00%	42 40.78%	42 40.78%
	Robert Haley CONWAY	0 0.00%	0 0.00%	61 59.22%	61 59.22%
	<b>Cast Votes:</b>	0 0.00%	0 0.00%	103 87.29%	103 87.29%
	<b>Over Votes:</b>	0 0.00%	0 0.00%	0 0.00%	0 0.00%
	<b>Under Votes:</b>	0 0.00%	0 0.00%	15 12.71%	15 12.71%

**RECEIVED**  
MAY 31 2019  
BY \_\_\_\_\_

**Precinct Report — Unofficial**  
**PRIMARY ELECTION HELD ON — OFFICIAL BALLOT FOR BULLITT COUNTY — May 21, 2019**

Total Number of Voters : 10,236 of 0 = 0.00%



Party	Candidate	Absentee	Early	Election	Total
-------	-----------	----------	-------	----------	-------

**Precinct C102 (Ballots Cast: 165)**

<b>GOVERNOR and LIEUTENANT GOVERNOR, Vote For 1</b>									
	Robert GOFORTH Michael T. HOGAN	0	0.00%	0	0.00%	18	31.58%	18	31.58%
	Ike LAWRENCE James Anthony ROSE	0	0.00%	0	0.00%	4	7.02%	4	7.02%
	William E. WOODS Justin B. MILLER	0	0.00%	0	0.00%	3	5.26%	3	5.26%
	Matthew G. BEVIN Ralph A. ALVARADO	0	0.00%	0	0.00%	32	56.14%	32	56.14%
	<b>Cast Votes:</b>	0	0.00%	0	0.00%	57	100.00%	57	100.00%
	<b>Over Votes:</b>	0	0.00%	0	0.00%	0	0.00%	0	0.00%
	<b>Under Votes:</b>	0	0.00%	0	0.00%	0	0.00%	0	0.00%
<b>SECRETARY of STATE, Vote For 1</b>									
	Andrew ENGLISH	0	0.00%	0	0.00%	12	24.49%	12	24.49%
	Stephen L. KNIPPER	0	0.00%	0	0.00%	11	22.45%	11	22.45%
	Carl NETT	0	0.00%	0	0.00%	8	16.33%	8	16.33%
	Michael G. ADAMS	0	0.00%	0	0.00%	18	36.73%	18	36.73%
	<b>Cast Votes:</b>	0	0.00%	0	0.00%	49	85.96%	49	85.96%
	<b>Over Votes:</b>	0	0.00%	0	0.00%	0	0.00%	0	0.00%
	<b>Under Votes:</b>	0	0.00%	0	0.00%	8	14.04%	8	14.04%
<b>ATTORNEY GENERAL, Vote For 1</b>									
	Wil SCHRODER	0	0.00%	0	0.00%	27	50.00%	27	50.00%
	Daniel CAMERON	0	0.00%	0	0.00%	27	50.00%	27	50.00%
	<b>Cast Votes:</b>	0	0.00%	0	0.00%	54	94.74%	54	94.74%
	<b>Over Votes:</b>	0	0.00%	0	0.00%	0	0.00%	0	0.00%
	<b>Under Votes:</b>	0	0.00%	0	0.00%	3	5.26%	3	5.26%
<b>COMMISSIONER of AGRICULTURE, Vote For 1</b>									
	Ryan F. QUARLES	0	0.00%	0	0.00%	41	82.00%	41	82.00%
	Bill POLYNIK	0	0.00%	0	0.00%	9	18.00%	9	18.00%
	<b>Cast Votes:</b>	0	0.00%	0	0.00%	50	87.72%	50	87.72%
	<b>Over Votes:</b>	0	0.00%	0	0.00%	0	0.00%	0	0.00%
	<b>Under Votes:</b>	0	0.00%	0	0.00%	7	12.28%	7	12.28%
<b>GOVERNOR and LIEUTENANT GOVERNOR, Vote For 1</b>									
	Andy BESHEAR Jacqueline COLEMAN	0	0.00%	0	0.00%	44	41.12%	44	41.12%
	Adam H. EDELEN Gill HOLLAND	0	0.00%	0	0.00%	36	33.64%	36	33.64%
	Geoffrey M."Geoff" YOUNG Joshua N. "Josh" FRENCH	0	0.00%	0	0.00%	3	2.80%	3	2.80%
	Rocky ADKINS Stephanie HORNE	0	0.00%	0	0.00%	24	22.43%	24	22.43%
	<b>Cast Votes:</b>	0	0.00%	0	0.00%	107	99.07%	107	99.07%
	<b>Over Votes:</b>	0	0.00%	0	0.00%	0	0.00%	0	0.00%
	<b>Under Votes:</b>	0	0.00%	0	0.00%	1	0.93%	1	0.93%

**Precinct Report — Unofficial**  
**PRIMARY ELECTION HELD ON — OFFICIAL BALLOT FOR BULLITT COUNTY — May 21, 2019**

Total Number of Voters : 10,236 of 0 = 0.00%

Party	Candidate	Absentee	Early	Election	Total
<b>Precinct C102 (Ballots Cast: 165)</b>					
<b>SECRETARY of STATE, Vote For 1</b>					
	Jason GRIFFITH	0 0.00%	0 0.00%	12 11.65%	12 11.65%
	Heather French HENRY	0 0.00%	0 0.00%	78 75.73%	78 75.73%
	Geoff SEBESTA	0 0.00%	0 0.00%	3 2.91%	3 2.91%
	Jason S. BELCHER	0 0.00%	0 0.00%	10 9.71%	10 9.71%
	<b>Cast Votes:</b>	0 0.00%	0 0.00%	103 95.37%	103 95.37%
	<b>Over Votes:</b>	0 0.00%	0 0.00%	0 0.00%	0 0.00%
	<b>Under Votes:</b>	0 0.00%	0 0.00%	5 4.63%	5 4.63%
<b>AUDITOR of PUBLIC ACCOUNTS, Vote For 1</b>					
	Drew CURTIS	0 0.00%	0 0.00%	14 15.05%	14 15.05%
	Sheri DONAHUE	0 0.00%	0 0.00%	50 53.76%	50 53.76%
	Chris TOBE	0 0.00%	0 0.00%	9 9.68%	9 9.68%
	Kelsey Hayes COOTS	0 0.00%	0 0.00%	20 21.51%	20 21.51%
	<b>Cast Votes:</b>	0 0.00%	0 0.00%	93 86.11%	93 86.11%
	<b>Over Votes:</b>	0 0.00%	0 0.00%	0 0.00%	0 0.00%
	<b>Under Votes:</b>	0 0.00%	0 0.00%	15 13.89%	15 13.89%
<b>STATE TREASURER, Vote For 1</b>					
	Josh MERS	0 0.00%	0 0.00%	39 42.39%	39 42.39%
	Michael BOWMAN	0 0.00%	0 0.00%	53 57.61%	53 57.61%
	<b>Cast Votes:</b>	0 0.00%	0 0.00%	92 85.19%	92 85.19%
	<b>Over Votes:</b>	0 0.00%	0 0.00%	0 0.00%	0 0.00%
	<b>Under Votes:</b>	0 0.00%	0 0.00%	16 14.81%	16 14.81%
<b>COMMISSIONER of AGRICULTURE, Vote For 1</b>					
	Joe TRIGG	0 0.00%	0 0.00%	41 43.16%	41 43.16%
	Robert Haley CONWAY	0 0.00%	0 0.00%	54 56.84%	54 56.84%
	<b>Cast Votes:</b>	0 0.00%	0 0.00%	95 87.96%	95 87.96%
	<b>Over Votes:</b>	0 0.00%	0 0.00%	0 0.00%	0 0.00%
	<b>Under Votes:</b>	0 0.00%	0 0.00%	13 12.04%	13 12.04%

**RECEIVED**  
MAY 31 2019  
BY: \_\_\_\_\_

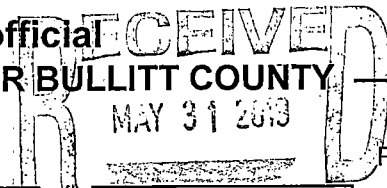
Precinct Report — Unofficial  
 PRIMARY ELECTION HELD ON — OFFICIAL BALLOT FOR BULLITT COUNTY

Page 51 of 96

May 21, 2019

05/21/2019 07:32 PM

Precincts Reporting 48 of 48 = 100.00%



Total Number of Voters : 10,236 of 0 = 0.00%

Party	Candidate	Absentee	Early	Election	Total
-------	-----------	----------	-------	----------	-------

Precinct C103 (Ballots Cast: 274)

GOVERNOR and LIEUTENANT GOVERNOR, Vote For 1

Robert GOFORTH Michael T. HOGAN	0	0.00%	0	0.00%	38	33.33%	38	33.33%
Ike LAWRENCE James Anthony ROSE	0	0.00%	0	0.00%	4	3.51%	4	3.51%
William E. WOODS Justin B. MILLER	0	0.00%	0	0.00%	7	6.14%	7	6.14%
Matthew G. BEVIN Ralph A. ALVARADO	0	0.00%	0	0.00%	65	57.02%	65	57.02%
<b>Cast Votes:</b>	0	0.00%	0	0.00%	114	100.00%	114	100.00%
<b>Over Votes:</b>	0	0.00%	0	0.00%	0	0.00%	0	0.00%
<b>Under Votes:</b>	0	0.00%	0	0.00%	0	0.00%	0	0.00%

SECRETARY of STATE, Vote For 1

Andrew ENGLISH	0	0.00%	0	0.00%	25	25.25%	25	25.25%
Stephen L. KNIPPER	0	0.00%	0	0.00%	15	15.15%	15	15.15%
Carl NETT	0	0.00%	0	0.00%	24	24.24%	24	24.24%
Michael G. ADAMS	0	0.00%	0	0.00%	35	35.35%	35	35.35%
<b>Cast Votes:</b>	0	0.00%	0	0.00%	99	86.84%	99	86.84%
<b>Over Votes:</b>	0	0.00%	0	0.00%	0	0.00%	0	0.00%
<b>Under Votes:</b>	0	0.00%	0	0.00%	15	13.16%	15	13.16%

ATTORNEY GENERAL, Vote For 1

Wil SCHRODER	0	0.00%	0	0.00%	42	40.78%	42	40.78%
Daniel CAMERON	0	0.00%	0	0.00%	61	59.22%	61	59.22%
<b>Cast Votes:</b>	0	0.00%	0	0.00%	103	90.35%	103	90.35%
<b>Over Votes:</b>	0	0.00%	0	0.00%	0	0.00%	0	0.00%
<b>Under Votes:</b>	0	0.00%	0	0.00%	11	9.65%	11	9.65%

COMMISSIONER of AGRICULTURE, Vote For 1

Ryan F. QUARLES	0	0.00%	0	0.00%	87	87.88%	87	87.88%
Bill POLYNIAC	0	0.00%	0	0.00%	12	12.12%	12	12.12%
<b>Cast Votes:</b>	0	0.00%	0	0.00%	99	86.84%	99	86.84%
<b>Over Votes:</b>	0	0.00%	0	0.00%	0	0.00%	0	0.00%
<b>Under Votes:</b>	0	0.00%	0	0.00%	15	13.16%	15	13.16%

GOVERNOR and LIEUTENANT GOVERNOR, Vote For 1

Andy BESHEAR Jacqueline COLEMAN	0	0.00%	0	0.00%	73	45.63%	73	45.63%
Adam H. EDELEN Gill HOLLAND	0	0.00%	0	0.00%	44	27.50%	44	27.50%
Geoffrey M. "Geoff" YOUNG Joshua N. "Josh" FRENCH	0	0.00%	0	0.00%	3	1.88%	3	1.88%
Rocky ADKINS Stephanie HORNE	0	0.00%	0	0.00%	40	25.00%	40	25.00%
<b>Cast Votes:</b>	0	0.00%	0	0.00%	160	100.00%	160	100.00%
<b>Over Votes:</b>	0	0.00%	0	0.00%	0	0.00%	0	0.00%
<b>Under Votes:</b>	0	0.00%	0	0.00%	0	0.00%	0	0.00%

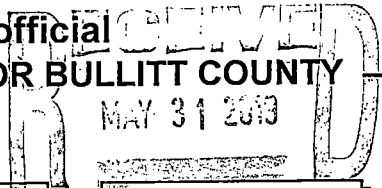
**Precinct Report — Unofficial**  
**PRIMARY ELECTION HELD ON — OFFICIAL BALLOT FOR BULLITT COUNTY — May 21, 2019**

Total Number of Voters : 10,236 of 0 = 0.00%

Party	Candidate	Absentee	Early	Election	Total
<b>Precinct C103 (Ballots Cast: 274)</b>					
<b>SECRETARY of STATE, Vote For 1</b>					
	Jason GRIFFITH	0 0.00%	0 0.00%	11 6.96%	11 6.96%
	Heather French HENRY	0 0.00%	0 0.00%	115 72.78%	115 72.78%
	Geoff SEBESTA	0 0.00%	0 0.00%	2 1.27%	2 1.27%
	Jason S. BELCHER	0 0.00%	0 0.00%	30 18.99%	30 18.99%
	<b>Cast Votes:</b>	0 0.00%	0 0.00%	158 98.75%	158 98.75%
	<b>Over Votes:</b>	0 0.00%	0 0.00%	0 0.00%	0 0.00%
	<b>Under Votes:</b>	0 0.00%	0 0.00%	2 1.25%	2 1.25%
<b>AUDITOR of PUBLIC ACCOUNTS, Vote For 1</b>					
	Drew CURTIS	0 0.00%	0 0.00%	8 5.48%	8 5.48%
	Sheri DONAHUE	0 0.00%	0 0.00%	68 46.58%	68 46.58%
	Chris TOBE	0 0.00%	0 0.00%	33 22.60%	33 22.60%
	Kelsey Hayes COOTS	0 0.00%	0 0.00%	37 25.34%	37 25.34%
	<b>Cast Votes:</b>	0 0.00%	0 0.00%	146 91.25%	146 91.25%
	<b>Over Votes:</b>	0 0.00%	0 0.00%	0 0.00%	0 0.00%
	<b>Under Votes:</b>	0 0.00%	0 0.00%	14 8.75%	14 8.75%
<b>STATE TREASURER, Vote For 1</b>					
	Josh MERS	0 0.00%	0 0.00%	43 30.50%	43 30.50%
	Michael BOWMAN	0 0.00%	0 0.00%	98 69.50%	98 69.50%
	<b>Cast Votes:</b>	0 0.00%	0 0.00%	141 88.13%	141 88.13%
	<b>Over Votes:</b>	0 0.00%	0 0.00%	0 0.00%	0 0.00%
	<b>Under Votes:</b>	0 0.00%	0 0.00%	19 11.88%	19 11.88%
<b>COMMISSIONER of AGRICULTURE, Vote For 1</b>					
	Joe TRIGG	0 0.00%	0 0.00%	63 42.57%	63 42.57%
	Robert Haley CONWAY	0 0.00%	0 0.00%	85 57.43%	85 57.43%
	<b>Cast Votes:</b>	0 0.00%	0 0.00%	148 92.50%	148 92.50%
	<b>Over Votes:</b>	0 0.00%	0 0.00%	0 0.00%	0 0.00%
	<b>Under Votes:</b>	0 0.00%	0 0.00%	12 7.50%	12 7.50%

**RECEIVED**  
MAY 31 2019  
BY: \_\_\_\_\_

**Precinct Report — Unofficial**  
**PRIMARY ELECTION HELD ON — OFFICIAL BALLOT FOR BULLITT COUNTY — May 21, 2019**



Total Number of Voters : 10,236 of 0 = 0.00%

Party	Candidate	Absentee	Early	Election	Total
-------	-----------	----------	-------	----------	-------

**Precinct C104 (Ballots Cast: 165)**

**GOVERNOR and LIEUTENANT GOVERNOR, Vote For 1**

Robert GOFORTH Michael T. HOGAN	0	0.00%	0	0.00%	21	30.88%	21	30.88%
Ike LAWRENCE James Anthony ROSE	0	0.00%	0	0.00%	3	4.41%	3	4.41%
William E. WOODS Justin B. MILLER	0	0.00%	0	0.00%	9	13.24%	9	13.24%
Matthew G. BEVIN Ralph A. ALVARADO	0	0.00%	0	0.00%	35	51.47%	35	51.47%
<b>Cast Votes:</b>	0	0.00%	0	0.00%	68	100.00%	68	100.00%
<b>Over Votes:</b>	0	0.00%	0	0.00%	0	0.00%	0	0.00%
<b>Under Votes:</b>	0	0.00%	0	0.00%	0	0.00%	0	0.00%

**SECRETARY of STATE, Vote For 1**

Andrew ENGLISH	0	0.00%	0	0.00%	20	35.09%	20	35.09%
Stephen L. KNIPPER	0	0.00%	0	0.00%	9	15.79%	9	15.79%
Carl NETT	0	0.00%	0	0.00%	13	22.81%	13	22.81%
Michael G. ADAMS	0	0.00%	0	0.00%	15	26.32%	15	26.32%
<b>Cast Votes:</b>	0	0.00%	0	0.00%	57	83.82%	57	83.82%
<b>Over Votes:</b>	0	0.00%	0	0.00%	0	0.00%	0	0.00%
<b>Under Votes:</b>	0	0.00%	0	0.00%	11	16.18%	11	16.18%

**ATTORNEY GENERAL, Vote For 1**

Wil SCHRODER	0	0.00%	0	0.00%	27	45.76%	27	45.76%
Daniel CAMERON	0	0.00%	0	0.00%	32	54.24%	32	54.24%
<b>Cast Votes:</b>	0	0.00%	0	0.00%	59	86.76%	59	86.76%
<b>Over Votes:</b>	0	0.00%	0	0.00%	0	0.00%	0	0.00%
<b>Under Votes:</b>	0	0.00%	0	0.00%	9	13.24%	9	13.24%

**COMMISSIONER of AGRICULTURE, Vote For 1**

Ryan F. QUARLES	0	0.00%	0	0.00%	47	83.93%	47	83.93%
Bill POLYNIK	0	0.00%	0	0.00%	9	16.07%	9	16.07%
<b>Cast Votes:</b>	0	0.00%	0	0.00%	56	82.35%	56	82.35%
<b>Over Votes:</b>	0	0.00%	0	0.00%	0	0.00%	0	0.00%
<b>Under Votes:</b>	0	0.00%	0	0.00%	12	17.65%	12	17.65%

**GOVERNOR and LIEUTENANT GOVERNOR, Vote For 1**

Andy BESHEAR Jacqueline COLEMAN	0	0.00%	0	0.00%	53	54.64%	53	54.64%
Adam H. EDELEN Gill HOLLAND	0	0.00%	0	0.00%	31	31.96%	31	31.96%
Geoffrey M."Geoff" YOUNG Joshua N. "Josh" FRENCH	0	0.00%	0	0.00%	4	4.12%	4	4.12%
Rocky ADKINS Stephanie HORNE	0	0.00%	0	0.00%	9	9.28%	9	9.28%
<b>Cast Votes:</b>	0	0.00%	0	0.00%	97	100.00%	97	100.00%
<b>Over Votes:</b>	0	0.00%	0	0.00%	0	0.00%	0	0.00%
<b>Under Votes:</b>	0	0.00%	0	0.00%	0	0.00%	0	0.00%



**Precinct Report — Unofficial**  
**PRIMARY ELECTION HELD ON — OFFICIAL BALLOT FOR BULLITT COUNTY — May 21, 2019**

Total Number of Voters : 10,236 of 0 = 0.00%


Party	Candidate	Absentee		Early		Election		Total	
<b>Precinct C104 (Ballots Cast: 165)</b>									
<b>SECRETARY of STATE, Vote For 1</b>									
	Jason GRIFFITH	0	0.00%	0	0.00%	8	8.25%	8	8.25%
	Heather French HENRY	0	0.00%	0	0.00%	77	79.38%	77	79.38%
	Geoff SEBESTA	0	0.00%	0	0.00%	4	4.12%	4	4.12%
	Jason S. BELCHER	0	0.00%	0	0.00%	8	8.25%	8	8.25%
	<b>Cast Votes:</b>	0	0.00%	0	0.00%	97	100.00%	97	100.00%
	<b>Over Votes:</b>	0	0.00%	0	0.00%	0	0.00%	0	0.00%
	<b>Under Votes:</b>	0	0.00%	0	0.00%	0	0.00%	0	0.00%
<b>AUDITOR of PUBLIC ACCOUNTS, Vote For 1</b>									
	Drew CURTIS	0	0.00%	0	0.00%	9	10.47%	9	10.47%
	Sheri DONAHUE	0	0.00%	0	0.00%	34	39.53%	34	39.53%
	Chris TOBE	0	0.00%	0	0.00%	22	25.58%	22	25.58%
	Kelsey Hayes COOTS	0	0.00%	0	0.00%	21	24.42%	21	24.42%
	<b>Cast Votes:</b>	0	0.00%	0	0.00%	86	88.66%	86	88.66%
	<b>Over Votes:</b>	0	0.00%	0	0.00%	0	0.00%	0	0.00%
	<b>Under Votes:</b>	0	0.00%	0	0.00%	11	11.34%	11	11.34%
<b>STATE TREASURER, Vote For 1</b>									
	Josh MERS	0	0.00%	0	0.00%	29	34.52%	29	34.52%
	Michael BOWMAN	0	0.00%	0	0.00%	55	65.48%	55	65.48%
	<b>Cast Votes:</b>	0	0.00%	0	0.00%	84	86.60%	84	86.60%
	<b>Over Votes:</b>	0	0.00%	0	0.00%	0	0.00%	0	0.00%
	<b>Under Votes:</b>	0	0.00%	0	0.00%	13	13.40%	13	13.40%
<b>COMMISSIONER of AGRICULTURE, Vote For 1</b>									
	Joe TRIGG	0	0.00%	0	0.00%	43	50.00%	43	50.00%
	Robert Haley CONWAY	0	0.00%	0	0.00%	43	50.00%	43	50.00%
	<b>Cast Votes:</b>	0	0.00%	0	0.00%	86	88.66%	86	88.66%
	<b>Over Votes:</b>	0	0.00%	0	0.00%	0	0.00%	0	0.00%
	<b>Under Votes:</b>	0	0.00%	0	0.00%	11	11.34%	11	11.34%

**RECEIVED**  
 MAY 31 2019  
 BY: \_\_\_\_\_

**Precinct Report — Unofficial**  
**PRIMARY ELECTION HELD ON — OFFICIAL BALLOT FOR BULLITT COUNTY — May 21, 2019**

Total Number of Voters : 10,236 of 0 = 0.00%

Precincts Reporting 48 of 48 = 100.00%



Party	Candidate	Absentee	Early	Regular	Total	Total
<b>Precinct C105 (Ballots Cast: 155)</b>						
<b>GOVERNOR and LIEUTENANT GOVERNOR, Vote For 1</b>						
	Robert GOFORTH Michael T. HOGAN	0 0.00%	0 0.00%	20 31.75%	20 31.75%	20 31.75%
	Ike LAWRENCE James Anthony ROSE	0 0.00%	0 0.00%	2 3.17%	2 3.17%	2 3.17%
	William E. WOODS Justin B. MILLER	0 0.00%	0 0.00%	4 6.35%	4 6.35%	4 6.35%
	Matthew G. BEVIN Ralph A. ALVARADO	0 0.00%	0 0.00%	37 58.73%	37 58.73%	37 58.73%
	<b>Cast Votes:</b>	0 0.00%	0 0.00%	63 98.44%	63 98.44%	63 98.44%
	<b>Over Votes:</b>	0 0.00%	0 0.00%	0 0.00%	0 0.00%	0 0.00%
	<b>Under Votes:</b>	0 0.00%	0 0.00%	1 1.56%	1 1.56%	1 1.56%
<b>SECRETARY of STATE, Vote For 1</b>						
	Andrew ENGLISH	0 0.00%	0 0.00%	13 23.21%	13 23.21%	13 23.21%
	Stephen L. KNIPPER	0 0.00%	0 0.00%	6 10.71%	6 10.71%	6 10.71%
	Carl NETT	0 0.00%	0 0.00%	17 30.36%	17 30.36%	17 30.36%
	Michael G. ADAMS	0 0.00%	0 0.00%	20 35.71%	20 35.71%	20 35.71%
	<b>Cast Votes:</b>	0 0.00%	0 0.00%	56 87.50%	56 87.50%	56 87.50%
	<b>Over Votes:</b>	0 0.00%	0 0.00%	0 0.00%	0 0.00%	0 0.00%
	<b>Under Votes:</b>	0 0.00%	0 0.00%	8 12.50%	8 12.50%	8 12.50%
<b>ATTORNEY GENERAL, Vote For 1</b>						
	Wil SCHRODER	0 0.00%	0 0.00%	20 36.36%	20 36.36%	20 36.36%
	Daniel CAMERON	0 0.00%	0 0.00%	35 63.64%	35 63.64%	35 63.64%
	<b>Cast Votes:</b>	0 0.00%	0 0.00%	55 85.94%	55 85.94%	55 85.94%
	<b>Over Votes:</b>	0 0.00%	0 0.00%	0 0.00%	0 0.00%	0 0.00%
	<b>Under Votes:</b>	0 0.00%	0 0.00%	9 14.06%	9 14.06%	9 14.06%
<b>COMMISSIONER of AGRICULTURE, Vote For 1</b>						
	Ryan F. QUARLES	0 0.00%	0 0.00%	54 96.43%	54 96.43%	54 96.43%
	Bill POLYNIAC	0 0.00%	0 0.00%	2 3.57%	2 3.57%	2 3.57%
	<b>Cast Votes:</b>	0 0.00%	0 0.00%	56 87.50%	56 87.50%	56 87.50%
	<b>Over Votes:</b>	0 0.00%	0 0.00%	0 0.00%	0 0.00%	0 0.00%
	<b>Under Votes:</b>	0 0.00%	0 0.00%	8 12.50%	8 12.50%	8 12.50%
<b>GOVERNOR and LIEUTENANT GOVERNOR, Vote For 1</b>						
	Andy BESHEAR Jacqueline COLEMAN	0 0.00%	0 0.00%	36 40.00%	36 40.00%	36 40.00%
	Adam H. EDELEN Gill HOLLAND	0 0.00%	0 0.00%	29 32.22%	29 32.22%	29 32.22%
	Geoffrey M."Geoff" YOUNG Joshua N. "Josh" FRENCH	0 0.00%	0 0.00%	3 3.33%	3 3.33%	3 3.33%
	Rocky ADKINS Stephanie HORNE	0 0.00%	0 0.00%	22 24.44%	22 24.44%	22 24.44%
	<b>Cast Votes:</b>	0 0.00%	0 0.00%	90 98.90%	90 98.90%	90 98.90%
	<b>Over Votes:</b>	0 0.00%	0 0.00%	0 0.00%	0 0.00%	0 0.00%
	<b>Under Votes:</b>	0 0.00%	0 0.00%	1 1.10%	1 1.10%	1 1.10%

**Precinct Report — Unofficial**  
**PRIMARY ELECTION HELD ON — OFFICIAL BALLOT FOR BULLITT COUNTY — May 21, 2019**

Total Number of Voters : 10,236 of 0 = 0.00%

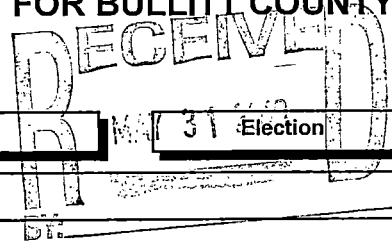
Precincts Reporting 48 of 48 = 100.00%

Party	Candidate	Absentee		Early		Election		Total	
<b>Precinct C105 (Ballots Cast: 155)</b>									
<b>SECRETARY of STATE, Vote For 1</b>									
	Jason GRIFFITH	0	0.00%	0	0.00%	3	3.37%	3	3.37%
	Heather French HENRY	0	0.00%	0	0.00%	75	84.27%	75	84.27%
	Geoff SEBESTA	0	0.00%	0	0.00%	0	0.00%	0	0.00%
	Jason S. BELCHER	0	0.00%	0	0.00%	11	12.36%	11	12.36%
	<b>Cast Votes:</b>	0	0.00%	0	0.00%	89	97.80%	89	97.80%
	<b>Over Votes:</b>	0	0.00%	0	0.00%	0	0.00%	0	0.00%
	<b>Under Votes:</b>	0	0.00%	0	0.00%	2	2.20%	2	2.20%
<b>AUDITOR of PUBLIC ACCOUNTS, Vote For 1</b>									
	Drew CURTIS	0	0.00%	0	0.00%	11	14.47%	11	14.47%
	Sheri DONAHUE	0	0.00%	0	0.00%	24	31.58%	24	31.58%
	Chris TOBE	0	0.00%	0	0.00%	24	31.58%	24	31.58%
	Kelsey Hayes COOTS	0	0.00%	0	0.00%	17	22.37%	17	22.37%
	<b>Cast Votes:</b>	0	0.00%	0	0.00%	76	83.52%	76	83.52%
	<b>Over Votes:</b>	0	0.00%	0	0.00%	0	0.00%	0	0.00%
	<b>Under Votes:</b>	0	0.00%	0	0.00%	15	16.48%	15	16.48%
<b>STATE TREASURER, Vote For 1</b>									
	Josh MERS	0	0.00%	0	0.00%	21	28.38%	21	28.38%
	Michael BOWMAN	0	0.00%	0	0.00%	53	71.62%	53	71.62%
	<b>Cast Votes:</b>	0	0.00%	0	0.00%	74	81.32%	74	81.32%
	<b>Over Votes:</b>	0	0.00%	0	0.00%	0	0.00%	0	0.00%
	<b>Under Votes:</b>	0	0.00%	0	0.00%	17	18.68%	17	18.68%
<b>COMMISSIONER of AGRICULTURE, Vote For 1</b>									
	Joe TRIGG	0	0.00%	0	0.00%	30	39.47%	30	39.47%
	Robert Haley CONWAY	0	0.00%	0	0.00%	46	60.53%	46	60.53%
	<b>Cast Votes:</b>	0	0.00%	0	0.00%	76	83.52%	76	83.52%
	<b>Over Votes:</b>	0	0.00%	0	0.00%	0	0.00%	0	0.00%
	<b>Under Votes:</b>	0	0.00%	0	0.00%	15	16.48%	15	16.48%

**RECEIVED**  
MAY 31 2019  
BY: \_\_\_\_\_

**Precinct Report — Unofficial**  
**PRIMARY ELECTION HELD ON — OFFICIAL BALLOT FOR BULLITT COUNTY — May 21, 2019**

Total Number of Voters : 10,236 of 0 = 0.00%



Party	Candidate	Absentee		Early		Election		Total	
<b>Precinct C106 (Ballots Cast: 150)</b>									
<b>GOVERNOR and LIEUTENANT GOVERNOR, Vote For 1</b>									
	Robert GOFORTH Michael T. HOGAN	0	0.00%	0	0.00%	15	29.41%	15	29.41%
	Ike LAWRENCE James Anthony ROSE	0	0.00%	0	0.00%	2	3.92%	2	3.92%
	William E. WOODS Justin B. MILLER	0	0.00%	0	0.00%	7	13.73%	7	13.73%
	Matthew G. BEVIN Ralph A. ALVARADO	0	0.00%	0	0.00%	27	52.94%	27	52.94%
	<b>Cast Votes:</b>	0	0.00%	0	0.00%	51	96.23%	51	96.23%
	<b>Over Votes:</b>	0	0.00%	0	0.00%	0	0.00%	0	0.00%
	<b>Under Votes:</b>	0	0.00%	0	0.00%	2	3.77%	2	3.77%
<b>SECRETARY of STATE, Vote For 1</b>									
	Andrew ENGLISH	0	0.00%	0	0.00%	12	25.53%	12	25.53%
	Stephen L. KNIPPER	0	0.00%	0	0.00%	9	19.15%	9	19.15%
	Carl NETT	0	0.00%	0	0.00%	5	10.64%	5	10.64%
	Michael G. ADAMS	0	0.00%	0	0.00%	21	44.68%	21	44.68%
	<b>Cast Votes:</b>	0	0.00%	0	0.00%	47	88.68%	47	88.68%
	<b>Over Votes:</b>	0	0.00%	0	0.00%	0	0.00%	0	0.00%
	<b>Under Votes:</b>	0	0.00%	0	0.00%	6	11.32%	6	11.32%
<b>ATTORNEY GENERAL, Vote For 1</b>									
	Wil SCHRODER	0	0.00%	0	0.00%	19	38.78%	19	38.78%
	Daniel CAMERON	0	0.00%	0	0.00%	30	61.22%	30	61.22%
	<b>Cast Votes:</b>	0	0.00%	0	0.00%	49	92.45%	49	92.45%
	<b>Over Votes:</b>	0	0.00%	0	0.00%	0	0.00%	0	0.00%
	<b>Under Votes:</b>	0	0.00%	0	0.00%	4	7.55%	4	7.55%
<b>COMMISSIONER of AGRICULTURE, Vote For 1</b>									
	Ryan F. QUARLES	0	0.00%	0	0.00%	38	79.17%	38	79.17%
	Bill POLYNIAK	0	0.00%	0	0.00%	10	20.83%	10	20.83%
	<b>Cast Votes:</b>	0	0.00%	0	0.00%	48	90.57%	48	90.57%
	<b>Over Votes:</b>	0	0.00%	0	0.00%	0	0.00%	0	0.00%
	<b>Under Votes:</b>	0	0.00%	0	0.00%	5	9.43%	5	9.43%
<b>GOVERNOR and LIEUTENANT GOVERNOR, Vote For 1</b>									
	Andy BESHEAR Jacqueline COLEMAN	0	0.00%	0	0.00%	35	36.08%	35	36.08%
	Adam H. EDELEN Gill HOLLAND	0	0.00%	0	0.00%	38	39.18%	38	39.18%
	Geoffrey M."Geoff" YOUNG Joshua N. "Josh" FRENCH	0	0.00%	0	0.00%	1	1.03%	1	1.03%
	Rocky ADKINS Stephanie HORNE	0	0.00%	0	0.00%	23	23.71%	23	23.71%
	<b>Cast Votes:</b>	0	0.00%	0	0.00%	97	100.00%	97	100.00%
	<b>Over Votes:</b>	0	0.00%	0	0.00%	0	0.00%	0	0.00%
	<b>Under Votes:</b>	0	0.00%	0	0.00%	0	0.00%	0	0.00%

**Precinct Report — Unofficial**  
**PRIMARY ELECTION HELD ON — OFFICIAL BALLOT FOR BULLITT COUNTY — May 21, 2019**

Total Number of Voters : 10,236 of 0 = 0.00%

Party	Candidate	Absentee	Early	Election	Total
-------	-----------	----------	-------	----------	-------

**Precinct C106 (Ballots Cast: 150)**

**SECRETARY of STATE, Vote For 1**

Jason GRIFFITH	0	0.00%	0	0.00%	12	13.33%	12	13.33%
Heather French HENRY	0	0.00%	0	0.00%	55	61.11%	55	61.11%
Geoff SEBESTA	0	0.00%	0	0.00%	5	5.56%	5	5.56%
Jason S. BELCHER	0	0.00%	0	0.00%	18	20.00%	18	20.00%
<b>Cast Votes:</b>	0	0.00%	0	0.00%	90	92.78%	90	92.78%
<b>Over Votes:</b>	0	0.00%	0	0.00%	0	0.00%	0	0.00%
<b>Under Votes:</b>	0	0.00%	0	0.00%	7	7.22%	7	7.22%

**AUDITOR of PUBLIC ACCOUNTS, Vote For 1**

Drew CURTIS	0	0.00%	0	0.00%	13	14.94%	13	14.94%
Sheri DONAHUE	0	0.00%	0	0.00%	44	50.57%	44	50.57%
Chris TOBE	0	0.00%	0	0.00%	10	11.49%	10	11.49%
Kelsey Hayes COOTS	0	0.00%	0	0.00%	20	22.99%	20	22.99%
<b>Cast Votes:</b>	0	0.00%	0	0.00%	87	89.69%	87	89.69%
<b>Over Votes:</b>	0	0.00%	0	0.00%	0	0.00%	0	0.00%
<b>Under Votes:</b>	0	0.00%	0	0.00%	10	10.31%	10	10.31%

**STATE TREASURER, Vote For 1**

Josh MERS	0	0.00%	0	0.00%	30	34.48%	30	34.48%
Michael BOWMAN	0	0.00%	0	0.00%	57	65.52%	57	65.52%
<b>Cast Votes:</b>	0	0.00%	0	0.00%	87	89.69%	87	89.69%
<b>Over Votes:</b>	0	0.00%	0	0.00%	0	0.00%	0	0.00%
<b>Under Votes:</b>	0	0.00%	0	0.00%	10	10.31%	10	10.31%

**COMMISSIONER of AGRICULTURE, Vote For 1**

Joe TRIGG	0	0.00%	0	0.00%	40	44.94%	40	44.94%
Robert Haley CONWAY	0	0.00%	0	0.00%	49	55.06%	49	55.06%
<b>Cast Votes:</b>	0	0.00%	0	0.00%	89	91.75%	89	91.75%
<b>Over Votes:</b>	0	0.00%	0	0.00%	0	0.00%	0	0.00%
<b>Under Votes:</b>	0	0.00%	0	0.00%	8	8.25%	8	8.25%

**RECEIVED**  
 MAY 31 2019  
 BY: \_\_\_\_\_

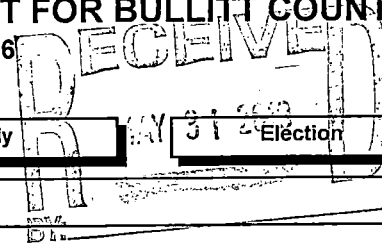
**Precinct Report — Unofficial**  
**PRIMARY ELECTION HELD ON — OFFICIAL BALLOT FOR BULLITT COUNTY — May 21, 2019**

Page 59 of 96

05/21/2019 07:32 PM

Precincts Reporting 48 of 48 = 100.00%

Total Number of Voters : 10,236 of 0 = 0.00%



Party	Candidate	Absentee	Early	Election	Total
-------	-----------	----------	-------	----------	-------

**Precinct C107 (Ballots Cast: 314)**

<b>GOVERNOR and LIEUTENANT GOVERNOR, Vote For 1</b>									
	Robert GOFORTH Michael T. HOGAN	0	0.00%	0	0.00%	33	25.98%	33	25.98%
	Ike LAWRENCE James Anthony ROSE	0	0.00%	0	0.00%	7	5.51%	7	5.51%
	William E. WOODS Justin B. MILLER	0	0.00%	0	0.00%	12	9.45%	12	9.45%
	Matthew G. BEVIN Ralph A. ALVARADO	0	0.00%	0	0.00%	75	59.06%	75	59.06%
	<b>Cast Votes:</b>	0	0.00%	0	0.00%	127	98.45%	127	98.45%
	<b>Over Votes:</b>	0	0.00%	0	0.00%	0	0.00%	0	0.00%
	<b>Under Votes:</b>	0	0.00%	0	0.00%	2	1.55%	2	1.55%
<b>SECRETARY of STATE, Vote For 1</b>									
	Andrew ENGLISH	0	0.00%	0	0.00%	43	37.07%	43	37.07%
	Stephen L. KNIPPER	0	0.00%	0	0.00%	19	16.38%	19	16.38%
	Carl NETT	0	0.00%	0	0.00%	14	12.07%	14	12.07%
	Michael G. ADAMS	0	0.00%	0	0.00%	40	34.48%	40	34.48%
	<b>Cast Votes:</b>	0	0.00%	0	0.00%	116	89.92%	116	89.92%
	<b>Over Votes:</b>	0	0.00%	0	0.00%	0	0.00%	0	0.00%
	<b>Under Votes:</b>	0	0.00%	0	0.00%	13	10.08%	13	10.08%
<b>ATTORNEY GENERAL, Vote For 1</b>									
	Wil SCHRODER	0	0.00%	0	0.00%	54	46.15%	54	46.15%
	Daniel CAMERON	0	0.00%	0	0.00%	63	53.85%	63	53.85%
	<b>Cast Votes:</b>	0	0.00%	0	0.00%	117	90.70%	117	90.70%
	<b>Over Votes:</b>	0	0.00%	0	0.00%	0	0.00%	0	0.00%
	<b>Under Votes:</b>	0	0.00%	0	0.00%	12	9.30%	12	9.30%
<b>COMMISSIONER of AGRICULTURE, Vote For 1</b>									
	Ryan F. QUARLES	0	0.00%	0	0.00%	90	76.92%	90	76.92%
	Bill POLYNIAK	0	0.00%	0	0.00%	27	23.08%	27	23.08%
	<b>Cast Votes:</b>	0	0.00%	0	0.00%	117	90.70%	117	90.70%
	<b>Over Votes:</b>	0	0.00%	0	0.00%	0	0.00%	0	0.00%
	<b>Under Votes:</b>	0	0.00%	0	0.00%	12	9.30%	12	9.30%
<b>GOVERNOR and LIEUTENANT GOVERNOR, Vote For 1</b>									
	Andy BESHEAR Jacqueline COLEMAN	0	0.00%	0	0.00%	85	45.95%	85	45.95%
	Adam H. EDELEN Gill HOLLAND	0	0.00%	0	0.00%	68	36.76%	68	36.76%
	Geoffrey M. "Geoff" YOUNG Joshua N. "Josh" FRENCH	0	0.00%	0	0.00%	6	3.24%	6	3.24%
	Rocky ADKINS Stephanie HORNE	0	0.00%	0	0.00%	26	14.05%	26	14.05%
	<b>Cast Votes:</b>	0	0.00%	0	0.00%	185	100.00%	185	100.00%
	<b>Over Votes:</b>	0	0.00%	0	0.00%	0	0.00%	0	0.00%
	<b>Under Votes:</b>	0	0.00%	0	0.00%	0	0.00%	0	0.00%

**Precinct Report — Unofficial**  
**PRIMARY ELECTION HELD ON — OFFICIAL BALLOT FOR BULLITT COUNTY — May 21, 2019**


Total Number of Voters : 10,236 of 0 = 0.00%

Precincts Reporting 48 of 48 = 100.00%

Party	Candidate	Absentee		Early		Election		Total	
<b>Precinct C107 (Ballots Cast: 314)</b>									
<b>SECRETARY of STATE, Vote For 1</b>									
	Jason GRIFFITH	0	0.00%	0	0.00%	12	6.59%	12	6.59%
	Heather French HENRY	0	0.00%	0	0.00%	129	70.88%	129	70.88%
	Geoff SEBESTA	0	0.00%	0	0.00%	4	2.20%	4	2.20%
	Jason S. BELCHER	0	0.00%	0	0.00%	37	20.33%	37	20.33%
	<b>Cast Votes:</b>	0	0.00%	0	0.00%	182	98.38%	182	98.38%
	<b>Over Votes:</b>	0	0.00%	0	0.00%	0	0.00%	0	0.00%
	<b>Under Votes:</b>	0	0.00%	0	0.00%	3	1.62%	3	1.62%
<b>AUDITOR of PUBLIC ACCOUNTS, Vote For 1</b>									
	Drew CURTIS	0	0.00%	0	0.00%	28	17.50%	28	17.50%
	Sheri DONAHUE	0	0.00%	0	0.00%	65	40.63%	65	40.63%
	Chris TOBE	0	0.00%	0	0.00%	31	19.38%	31	19.38%
	Kelsey Hayes COOTS	0	0.00%	0	0.00%	36	22.50%	36	22.50%
	<b>Cast Votes:</b>	0	0.00%	0	0.00%	160	86.49%	160	86.49%
	<b>Over Votes:</b>	0	0.00%	0	0.00%	0	0.00%	0	0.00%
	<b>Under Votes:</b>	0	0.00%	0	0.00%	25	13.51%	25	13.51%
<b>STATE TREASURER, Vote For 1</b>									
	Josh MERS	0	0.00%	0	0.00%	57	37.01%	57	37.01%
	Michael BOWMAN	0	0.00%	0	0.00%	97	62.99%	97	62.99%
	<b>Cast Votes:</b>	0	0.00%	0	0.00%	154	83.24%	154	83.24%
	<b>Over Votes:</b>	0	0.00%	0	0.00%	0	0.00%	0	0.00%
	<b>Under Votes:</b>	0	0.00%	0	0.00%	31	16.76%	31	16.76%
<b>COMMISSIONER of AGRICULTURE, Vote For 1</b>									
	Joe TRIGG	0	0.00%	0	0.00%	66	40.99%	66	40.99%
	Robert Haley CONWAY	0	0.00%	0	0.00%	95	59.01%	95	59.01%
	<b>Cast Votes:</b>	0	0.00%	0	0.00%	161	87.03%	161	87.03%
	<b>Over Votes:</b>	0	0.00%	0	0.00%	0	0.00%	0	0.00%
	<b>Under Votes:</b>	0	0.00%	0	0.00%	24	12.97%	24	12.97%

**RECEIVED**  
MAY 31 2019  
BY: \_\_\_\_\_

**Precinct Report — Unofficial**  
**PRIMARY ELECTION HELD ON — OFFICIAL BALLOT FOR BULLITT COUNTY — May 21, 2019**



Total Number of Voters : 10,236 of 0 = 0.00%

Party	Candidate	Absentee	Early	Election	Total
-------	-----------	----------	-------	----------	-------

**Precinct C108 (Ballots Cast: 265)**

**GOVERNOR and LIEUTENANT GOVERNOR, Vote For 1**

Robert GOFORTH Michael T. HOGAN	0	0.00%	0	0.00%	31	25.00%	31	25.00%
Ike LAWRENCE James Anthony ROSE	0	0.00%	0	0.00%	8	6.45%	8	6.45%
William E. WOODS Justin B. MILLER	0	0.00%	0	0.00%	7	5.65%	7	5.65%
Matthew G. BEVIN Ralph A. ALVARADO	0	0.00%	0	0.00%	78	62.90%	78	62.90%
<b>Cast Votes:</b>	0	0.00%	0	0.00%	124	98.41%	124	98.41%
<b>Over Votes:</b>	0	0.00%	0	0.00%	0	0.00%	0	0.00%
<b>Under Votes:</b>	0	0.00%	0	0.00%	2	1.59%	2	1.59%

**SECRETARY of STATE, Vote For 1**

Andrew ENGLISH	0	0.00%	0	0.00%	27	26.21%	27	26.21%
Stephen L. KNIPPER	0	0.00%	0	0.00%	22	21.36%	22	21.36%
Carl NETT	0	0.00%	0	0.00%	21	20.39%	21	20.39%
Michael G. ADAMS	0	0.00%	0	0.00%	33	32.04%	33	32.04%
<b>Cast Votes:</b>	0	0.00%	0	0.00%	103	81.75%	103	81.75%
<b>Over Votes:</b>	0	0.00%	0	0.00%	0	0.00%	0	0.00%
<b>Under Votes:</b>	0	0.00%	0	0.00%	23	18.25%	23	18.25%

**ATTORNEY GENERAL, Vote For 1**

Wil SCHRODER	0	0.00%	0	0.00%	51	44.35%	51	44.35%
Daniel CAMERON	0	0.00%	0	0.00%	64	55.65%	64	55.65%
<b>Cast Votes:</b>	0	0.00%	0	0.00%	115	91.27%	115	91.27%
<b>Over Votes:</b>	0	0.00%	0	0.00%	0	0.00%	0	0.00%
<b>Under Votes:</b>	0	0.00%	0	0.00%	11	8.73%	11	8.73%

**COMMISSIONER of AGRICULTURE, Vote For 1**

Ryan F. QUARLES	0	0.00%	0	0.00%	88	81.48%	88	81.48%
Bill POLYNYAK	0	0.00%	0	0.00%	20	18.52%	20	18.52%
<b>Cast Votes:</b>	0	0.00%	0	0.00%	108	85.71%	108	85.71%
<b>Over Votes:</b>	0	0.00%	0	0.00%	0	0.00%	0	0.00%
<b>Under Votes:</b>	0	0.00%	0	0.00%	18	14.29%	18	14.29%

**GOVERNOR and LIEUTENANT GOVERNOR, Vote For 1**

Andy BESHEAR Jacqueline COLEMAN	0	0.00%	0	0.00%	62	44.93%	62	44.93%
Adam H. EDELEN Gill HOLLAND	0	0.00%	0	0.00%	45	32.61%	45	32.61%
Geoffrey M. "Geoff" YOUNG Joshua N. "Josh" FRENCH	0	0.00%	0	0.00%	6	4.35%	6	4.35%
Rocky ADKINS Stephanie HORNE	0	0.00%	0	0.00%	25	18.12%	25	18.12%
<b>Cast Votes:</b>	0	0.00%	0	0.00%	138	99.28%	138	99.28%
<b>Over Votes:</b>	0	0.00%	0	0.00%	0	0.00%	0	0.00%
<b>Under Votes:</b>	0	0.00%	0	0.00%	1	0.72%	1	0.72%



**Precinct Report — Unofficial**  
**PRIMARY ELECTION HELD ON — OFFICIAL BALLOT FOR BULLITT COUNTY — May 21, 2019**

Page 62 of 96

05/21/2019 07:32 PM

Precincts Reporting 48 of 48 = 100.00%

Total Number of Voters : 10,236 of 0 = 0.00%

Party	Candidate	Absentee		Early		Election		Total	
<b>Precinct C108 (Ballots Cast: 265)</b>									
<b>SECRETARY of STATE, Vote For 1</b>									
	Jason GRIFFITH	0	0.00%	0	0.00%	7	5.07%	7	5.07%
	Heather French HENRY	0	0.00%	0	0.00%	120	86.96%	120	86.96%
	Geoff SEBESTA	0	0.00%	0	0.00%	1	0.72%	1	0.72%
	Jason S. BELCHER	0	0.00%	0	0.00%	10	7.25%	10	7.25%
	<b>Cast Votes:</b>	0	0.00%	0	0.00%	138	99.28%	138	99.28%
	<b>Over Votes:</b>	0	0.00%	0	0.00%	0	0.00%	0	0.00%
	<b>Under Votes:</b>	0	0.00%	0	0.00%	1	0.72%	1	0.72%
<b>AUDITOR of PUBLIC ACCOUNTS, Vote For 1</b>									
	Drew CURTIS	0	0.00%	0	0.00%	17	13.71%	17	13.71%
	Sheri DONAHUE	0	0.00%	0	0.00%	54	43.55%	54	43.55%
	Chris TOBE	0	0.00%	0	0.00%	28	22.58%	28	22.58%
	Kelsey Hayes COOTS	0	0.00%	0	0.00%	25	20.16%	25	20.16%
	<b>Cast Votes:</b>	0	0.00%	0	0.00%	124	89.21%	124	89.21%
	<b>Over Votes:</b>	0	0.00%	0	0.00%	0	0.00%	0	0.00%
	<b>Under Votes:</b>	0	0.00%	0	0.00%	15	10.79%	15	10.79%
<b>STATE TREASURER, Vote For 1</b>									
	Josh MERS	0	0.00%	0	0.00%	34	29.57%	34	29.57%
	Michael BOWMAN	0	0.00%	0	0.00%	81	70.43%	81	70.43%
	<b>Cast Votes:</b>	0	0.00%	0	0.00%	115	82.73%	115	82.73%
	<b>Over Votes:</b>	0	0.00%	0	0.00%	0	0.00%	0	0.00%
	<b>Under Votes:</b>	0	0.00%	0	0.00%	24	17.27%	24	17.27%
<b>COMMISSIONER of AGRICULTURE, Vote For 1</b>									
	Joe TRIGG	0	0.00%	0	0.00%	56	46.28%	56	46.28%
	Robert Haley CONWAY	0	0.00%	0	0.00%	65	53.72%	65	53.72%
	<b>Cast Votes:</b>	0	0.00%	0	0.00%	121	87.05%	121	87.05%
	<b>Over Votes:</b>	0	0.00%	0	0.00%	0	0.00%	0	0.00%
	<b>Under Votes:</b>	0	0.00%	0	0.00%	18	12.95%	18	12.95%

**RECEIVED**  
**MAY 31 2019**


**Precinct Report — Unofficial**  
**PRIMARY ELECTION HELD ON — OFFICIAL BALLOT FOR BULLITT COUNTY — May 21, 2019**

Page 63 of 96

05/21/2019 07:32 PM

Precincts Reporting 48 of 48 = 100.00%

Total Number of Voters : 10,236 of 0 = 0.00%



Party	Candidate	Absentee	Early	Election	Total
-------	-----------	----------	-------	----------	-------

**Precinct C109 (Ballots Cast: 196)**

**GOVERNOR and LIEUTENANT GOVERNOR, Vote For 1**

Robert GOFORTH Michael T. HOGAN	0	0.00%	0	0.00%	36	31.30%	36	31.30%
Ike LAWRENCE James Anthony ROSE	0	0.00%	0	0.00%	4	3.48%	4	3.48%
William E. WOODS Justin B. MILLER	0	0.00%	0	0.00%	9	7.83%	9	7.83%
Matthew G. BEVIN Ralph A. ALVARADO	0	0.00%	0	0.00%	66	57.39%	66	57.39%
<b>Cast Votes:</b>	0	0.00%	0	0.00%	115	100.00%	115	100.00%
<b>Over Votes:</b>	0	0.00%	0	0.00%	0	0.00%	0	0.00%
<b>Under Votes:</b>	0	0.00%	0	0.00%	0	0.00%	0	0.00%

**SECRETARY of STATE, Vote For 1**

Andrew ENGLISH	0	0.00%	0	0.00%	33	31.73%	33	31.73%
Stephen L. KNIPPER	0	0.00%	0	0.00%	16	15.38%	16	15.38%
Carl NETT	0	0.00%	0	0.00%	24	23.08%	24	23.08%
Michael G. ADAMS	0	0.00%	0	0.00%	31	29.81%	31	29.81%
<b>Cast Votes:</b>	0	0.00%	0	0.00%	104	90.43%	104	90.43%
<b>Over Votes:</b>	0	0.00%	0	0.00%	0	0.00%	0	0.00%
<b>Under Votes:</b>	0	0.00%	0	0.00%	11	9.57%	11	9.57%

**ATTORNEY GENERAL, Vote For 1**

Wii SCHRODER	0	0.00%	0	0.00%	46	42.99%	46	42.99%
Daniel CAMERON	0	0.00%	0	0.00%	61	57.01%	61	57.01%
<b>Cast Votes:</b>	0	0.00%	0	0.00%	107	93.04%	107	93.04%
<b>Over Votes:</b>	0	0.00%	0	0.00%	0	0.00%	0	0.00%
<b>Under Votes:</b>	0	0.00%	0	0.00%	8	6.96%	8	6.96%

**COMMISSIONER of AGRICULTURE, Vote For 1**

Ryan F. QUARLES	0	0.00%	0	0.00%	81	81.82%	81	81.82%
Bill POLYNIK	0	0.00%	0	0.00%	18	18.18%	18	18.18%
<b>Cast Votes:</b>	0	0.00%	0	0.00%	99	86.09%	99	86.09%
<b>Over Votes:</b>	0	0.00%	0	0.00%	0	0.00%	0	0.00%
<b>Under Votes:</b>	0	0.00%	0	0.00%	16	13.91%	16	13.91%

**GOVERNOR and LIEUTENANT GOVERNOR, Vote For 1**

Andy BESHEAR Jacqueline COLEMAN	0	0.00%	0	0.00%	38	46.91%	38	46.91%
Adam H. EDELEN Gill HOLLAND	0	0.00%	0	0.00%	29	35.80%	29	35.80%
Geoffrey M."Geoff" YOUNG Joshua N. "Josh" FRENCH	0	0.00%	0	0.00%	1	1.23%	1	1.23%
Rocky ADKINS Stephanie HORNE	0	0.00%	0	0.00%	13	16.05%	13	16.05%
<b>Cast Votes:</b>	0	0.00%	0	0.00%	81	100.00%	81	100.00%
<b>Over Votes:</b>	0	0.00%	0	0.00%	0	0.00%	0	0.00%
<b>Under Votes:</b>	0	0.00%	0	0.00%	0	0.00%	0	0.00%

**Precinct Report — Unofficial**  
**PRIMARY ELECTION HELD ON — OFFICIAL BALLOT FOR BULLITT COUNTY — May 21, 2019**

Total Number of Voters : 10,236 of 0 = 0.00%

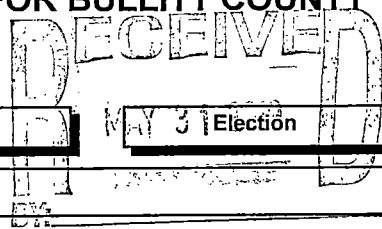
Party	Candidate	Absentee		Early		Election		Total	
<b>Precinct C109 (Ballots Cast: 196)</b>									
<b>SECRETARY of STATE, Vote For 1</b>									
	Jason GRIFFITH	0	0.00%	0	0.00%	10	12.66%	10	12.66%
	Heather French HENRY	0	0.00%	0	0.00%	53	67.09%	53	67.09%
	Geoff SEBESTA	0	0.00%	0	0.00%	2	2.53%	2	2.53%
	Jason S. BELCHER	0	0.00%	0	0.00%	14	17.72%	14	17.72%
	<b>Cast Votes:</b>	0	0.00%	0	0.00%	79	97.53%	79	97.53%
	<b>Over Votes:</b>	0	0.00%	0	0.00%	0	0.00%	0	0.00%
	<b>Under Votes:</b>	0	0.00%	0	0.00%	2	2.47%	2	2.47%
<b>AUDITOR of PUBLIC ACCOUNTS, Vote For 1</b>									
	Drew CURTIS	0	0.00%	0	0.00%	6	8.11%	6	8.11%
	Sheri DONAHUE	0	0.00%	0	0.00%	30	40.54%	30	40.54%
	Chris TOBE	0	0.00%	0	0.00%	22	29.73%	22	29.73%
	Kelsey Hayes COOTS	0	0.00%	0	0.00%	16	21.62%	16	21.62%
	<b>Cast Votes:</b>	0	0.00%	0	0.00%	74	91.36%	74	91.36%
	<b>Over Votes:</b>	0	0.00%	0	0.00%	0	0.00%	0	0.00%
	<b>Under Votes:</b>	0	0.00%	0	0.00%	7	8.64%	7	8.64%
<b>STATE TREASURER, Vote For 1</b>									
	Josh MERS	0	0.00%	0	0.00%	34	48.57%	34	48.57%
	Michael BOWMAN	0	0.00%	0	0.00%	36	51.43%	36	51.43%
	<b>Cast Votes:</b>	0	0.00%	0	0.00%	70	86.42%	70	86.42%
	<b>Over Votes:</b>	0	0.00%	0	0.00%	0	0.00%	0	0.00%
	<b>Under Votes:</b>	0	0.00%	0	0.00%	11	13.58%	11	13.58%
<b>COMMISSIONER of AGRICULTURE, Vote For 1</b>									
	Joe TRIGG	0	0.00%	0	0.00%	36	50.00%	36	50.00%
	Robert Haley CONWAY	0	0.00%	0	0.00%	36	50.00%	36	50.00%
	<b>Cast Votes:</b>	0	0.00%	0	0.00%	72	88.89%	72	88.89%
	<b>Over Votes:</b>	0	0.00%	0	0.00%	0	0.00%	0	0.00%
	<b>Under Votes:</b>	0	0.00%	0	0.00%	9	11.11%	9	11.11%

**RECEIVED**  
MAY 31 2019  
BY: \_\_\_\_\_

**Precinct Report — Unofficial**  
**PRIMARY ELECTION HELD ON — OFFICIAL BALLOT FOR BULLITT COUNTY — May 21, 2019**

Precincts Reporting 48 of 48 = 100.00%

Total Number of Voters : 10,236 of 0 = 0.00%



Party	Candidate	Absentee	Early	Election	Total
-------	-----------	----------	-------	----------	-------

**Precinct C110 (Ballots Cast: 264)**

**GOVERNOR and LIEUTENANT GOVERNOR, Vote For 1**

Robert GOFORTH Michael T. HOGAN	0	0.00%	0	0.00%	33	31.13%	33	31.13%
Ike LAWRENCE James Anthony ROSE	0	0.00%	0	0.00%	4	3.77%	4	3.77%
William E. WOODS Justin B. MILLER	0	0.00%	0	0.00%	7	6.60%	7	6.60%
Matthew G. BEVIN Ralph A. ALVARADO	0	0.00%	0	0.00%	62	58.49%	62	58.49%
<b>Cast Votes:</b>	0	0.00%	0	0.00%	106	100.00%	106	100.00%
<b>Over Votes:</b>	0	0.00%	0	0.00%	0	0.00%	0	0.00%
<b>Under Votes:</b>	0	0.00%	0	0.00%	0	0.00%	0	0.00%

**SECRETARY of STATE, Vote For 1**

Andrew ENGLISH	0	0.00%	0	0.00%	30	30.61%	30	30.61%
Stephen L. KNIPPER	0	0.00%	0	0.00%	16	16.33%	16	16.33%
Carl NETT	0	0.00%	0	0.00%	18	18.37%	18	18.37%
Michael G. ADAMS	0	0.00%	0	0.00%	34	34.69%	34	34.69%
<b>Cast Votes:</b>	0	0.00%	0	0.00%	98	92.45%	98	92.45%
<b>Over Votes:</b>	0	0.00%	0	0.00%	0	0.00%	0	0.00%
<b>Under Votes:</b>	0	0.00%	0	0.00%	8	7.55%	8	7.55%

**ATTORNEY GENERAL, Vote For 1**

Wil SCHRODER	0	0.00%	0	0.00%	46	45.10%	46	45.10%
Daniel CAMERON	0	0.00%	0	0.00%	56	54.90%	56	54.90%
<b>Cast Votes:</b>	0	0.00%	0	0.00%	102	96.23%	102	96.23%
<b>Over Votes:</b>	0	0.00%	0	0.00%	0	0.00%	0	0.00%
<b>Under Votes:</b>	0	0.00%	0	0.00%	4	3.77%	4	3.77%

**COMMISSIONER of AGRICULTURE, Vote For 1**

Ryan F. QUARLES	0	0.00%	0	0.00%	75	75.76%	75	75.76%
Bill POLYNIAC	0	0.00%	0	0.00%	24	24.24%	24	24.24%
<b>Cast Votes:</b>	0	0.00%	0	0.00%	99	93.40%	99	93.40%
<b>Over Votes:</b>	0	0.00%	0	0.00%	0	0.00%	0	0.00%
<b>Under Votes:</b>	0	0.00%	0	0.00%	7	6.60%	7	6.60%

**GOVERNOR and LIEUTENANT GOVERNOR, Vote For 1**

Andy BESHEAR Jacqueline COLEMAN	0	0.00%	0	0.00%	76	48.10%	76	48.10%
Adam H. EDELEN Gill HOLLAND	0	0.00%	0	0.00%	46	29.11%	46	29.11%
Geoffrey M."Geoff" YOUNG Joshua N. "Josh" FRENCH	0	0.00%	0	0.00%	6	3.80%	6	3.80%
Rocky ADKINS Stephanie HORNE	0	0.00%	0	0.00%	30	18.99%	30	18.99%
<b>Cast Votes:</b>	0	0.00%	0	0.00%	158	100.00%	158	100.00%
<b>Over Votes:</b>	0	0.00%	0	0.00%	0	0.00%	0	0.00%
<b>Under Votes:</b>	0	0.00%	0	0.00%	0	0.00%	0	0.00%

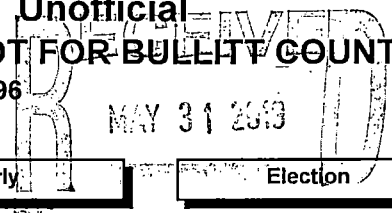
**Precinct Report — Unofficial**  
**PRIMARY ELECTION HELD ON — OFFICIAL BALLOT FOR BULLITT COUNTY — May 21, 2019**

Total Number of Voters : 10,236 of 0 = 0.00%

Party	Candidate	Absentee		Early		Election		Total	
<b>Precinct C110 (Ballots Cast: 264)</b>									
<b>SECRETARY of STATE, Vote For 1</b>									
	Jason GRIFFITH	0	0.00%	0	0.00%	11	7.10%	11	7.10%
	Heather French HENRY	0	0.00%	0	0.00%	121	78.06%	121	78.06%
	Geoff SEBESTA	0	0.00%	0	0.00%	2	1.29%	2	1.29%
	Jason S. BELCHER	0	0.00%	0	0.00%	21	13.55%	21	13.55%
	<b>Cast Votes:</b>	0	0.00%	0	0.00%	155	98.10%	155	98.10%
	<b>Over Votes:</b>	0	0.00%	0	0.00%	0	0.00%	0	0.00%
	<b>Under Votes:</b>	0	0.00%	0	0.00%	3	1.90%	3	1.90%
<b>AUDITOR of PUBLIC ACCOUNTS, Vote For 1</b>									
	Drew CURTIS	0	0.00%	0	0.00%	20	14.60%	20	14.60%
	Sheri DONAHUE	0	0.00%	0	0.00%	74	54.01%	74	54.01%
	Chris TOBE	0	0.00%	0	0.00%	15	10.95%	15	10.95%
	Kelsey Hayes COOTS	0	0.00%	0	0.00%	28	20.44%	28	20.44%
	<b>Cast Votes:</b>	0	0.00%	0	0.00%	137	86.71%	137	86.71%
	<b>Over Votes:</b>	0	0.00%	0	0.00%	0	0.00%	0	0.00%
	<b>Under Votes:</b>	0	0.00%	0	0.00%	21	13.29%	21	13.29%
<b>STATE TREASURER, Vote For 1</b>									
	Josh MERS	0	0.00%	0	0.00%	49	36.84%	49	36.84%
	Michael BOWMAN	0	0.00%	0	0.00%	84	63.16%	84	63.16%
	<b>Cast Votes:</b>	0	0.00%	0	0.00%	133	84.18%	133	84.18%
	<b>Over Votes:</b>	0	0.00%	0	0.00%	0	0.00%	0	0.00%
	<b>Under Votes:</b>	0	0.00%	0	0.00%	25	15.82%	25	15.82%
<b>COMMISSIONER of AGRICULTURE, Vote For 1</b>									
	Joe TRIGG	0	0.00%	0	0.00%	61	43.88%	61	43.88%
	Robert Haley CONWAY	0	0.00%	0	0.00%	78	56.12%	78	56.12%
	<b>Cast Votes:</b>	0	0.00%	0	0.00%	139	87.97%	139	87.97%
	<b>Over Votes:</b>	0	0.00%	0	0.00%	0	0.00%	0	0.00%
	<b>Under Votes:</b>	0	0.00%	0	0.00%	19	12.03%	19	12.03%

**RECEIVED**  
**MAY 31 2019**  
 BY: \_\_\_\_\_

**Precinct Report — Unofficial**  
**PRIMARY ELECTION HELD ON — OFFICIAL BALLOT FOR BULLITT COUNTY — May 21, 2019**



Total Number of Voters : 10,236 of 0 = 0.00%

Party	Candidate	Absentee	Early	Election	Total
-------	-----------	----------	-------	----------	-------

**Precinct C111 (Ballots Cast: 77)**

**GOVERNOR and LIEUTENANT GOVERNOR, Vote For 1**

Robert GOFORTH Michael T. HOGAN	0	0.00%	0	0.00%	8	20.51%	8	20.51%
Ike LAWRENCE James Anthony ROSE	0	0.00%	0	0.00%	0	0.00%	0	0.00%
William E. WOODS Justin B. MILLER	0	0.00%	0	0.00%	3	7.69%	3	7.69%
Matthew G. BEVIN Ralph A. ALVARADO	0	0.00%	0	0.00%	28	71.79%	28	71.79%
<b>Cast Votes:</b>	0	0.00%	0	0.00%	39	100.00%	39	100.00%
<b>Over Votes:</b>	0	0.00%	0	0.00%	0	0.00%	0	0.00%
<b>Under Votes:</b>	0	0.00%	0	0.00%	0	0.00%	0	0.00%

**SECRETARY of STATE, Vote For 1**

Andrew ENGLISH	0	0.00%	0	0.00%	9	24.32%	9	24.32%
Stephen L. KNIPPER	0	0.00%	0	0.00%	5	13.51%	5	13.51%
Carl NETT	0	0.00%	0	0.00%	14	37.84%	14	37.84%
Michael G. ADAMS	0	0.00%	0	0.00%	9	24.32%	9	24.32%
<b>Cast Votes:</b>	0	0.00%	0	0.00%	37	94.87%	37	94.87%
<b>Over Votes:</b>	0	0.00%	0	0.00%	0	0.00%	0	0.00%
<b>Under Votes:</b>	0	0.00%	0	0.00%	2	5.13%	2	5.13%

**ATTORNEY GENERAL, Vote For 1**

Wii SCHRODER	0	0.00%	0	0.00%	8	21.05%	8	21.05%
Daniel CAMERON	0	0.00%	0	0.00%	30	78.95%	30	78.95%
<b>Cast Votes:</b>	0	0.00%	0	0.00%	38	97.44%	38	97.44%
<b>Over Votes:</b>	0	0.00%	0	0.00%	0	0.00%	0	0.00%
<b>Under Votes:</b>	0	0.00%	0	0.00%	1	2.56%	1	2.56%

**COMMISSIONER of AGRICULTURE, Vote For 1**

Ryan F. QUARLES	0	0.00%	0	0.00%	34	89.47%	34	89.47%
Bill POLYNIAK	0	0.00%	0	0.00%	4	10.53%	4	10.53%
<b>Cast Votes:</b>	0	0.00%	0	0.00%	38	97.44%	38	97.44%
<b>Over Votes:</b>	0	0.00%	0	0.00%	0	0.00%	0	0.00%
<b>Under Votes:</b>	0	0.00%	0	0.00%	1	2.56%	1	2.56%

**GOVERNOR and LIEUTENANT GOVERNOR, Vote For 1**

Andy BESHEAR Jacqueline COLEMAN	0	0.00%	0	0.00%	11	29.73%	11	29.73%
Adam H. EDELEN Gill HOLLAND	0	0.00%	0	0.00%	18	48.65%	18	48.65%
Geoffrey M. "Geoff" YOUNG Joshua N. "Josh" FRENCH	0	0.00%	0	0.00%	0	0.00%	0	0.00%
Rocky ADKINS Stephanie HORNE	0	0.00%	0	0.00%	8	21.62%	8	21.62%
<b>Cast Votes:</b>	0	0.00%	0	0.00%	37	97.37%	37	97.37%
<b>Over Votes:</b>	0	0.00%	0	0.00%	0	0.00%	0	0.00%
<b>Under Votes:</b>	0	0.00%	0	0.00%	1	2.63%	1	2.63%

**Precinct Report — Unofficial**  
**PRIMARY ELECTION HELD ON — OFFICIAL BALLOT FOR BULLITT COUNTY — May 21, 2019**

Total Number of Voters : 10,236 of 0 = 0.00%

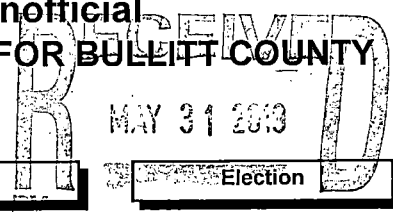
Precincts Reporting 48 of 48 = 100.00%

Party	Candidate	Absentee	Early	Election	Total
<b>Precinct C111 (Ballots Cast: 77)</b>					
<b>SECRETARY of STATE, Vote For 1</b>					
	Jason GRIFFITH	0 0.00%	0 0.00%	1 2.94%	1 2.94%
	Heather French HENRY	0 0.00%	0 0.00%	29 85.29%	29 85.29%
	Geoff SEBESTA	0 0.00%	0 0.00%	0 0.00%	0 0.00%
	Jason S. BELCHER	0 0.00%	0 0.00%	4 11.76%	4 11.76%
	<b>Cast Votes:</b>	0 0.00%	0 0.00%	34 89.47%	34 89.47%
	<b>Over Votes:</b>	0 0.00%	0 0.00%	0 0.00%	0 0.00%
	<b>Under Votes:</b>	0 0.00%	0 0.00%	4 10.53%	4 10.53%
<b>AUDITOR of PUBLIC ACCOUNTS, Vote For 1</b>					
	Drew CURTIS	0 0.00%	0 0.00%	3 9.68%	3 9.68%
	Sheri DONAHUE	0 0.00%	0 0.00%	14 45.16%	14 45.16%
	Chris TOBE	0 0.00%	0 0.00%	12 38.71%	12 38.71%
	Kelsey Hayes COOTS	0 0.00%	0 0.00%	2 6.45%	2 6.45%
	<b>Cast Votes:</b>	0 0.00%	0 0.00%	31 81.58%	31 81.58%
	<b>Over Votes:</b>	0 0.00%	0 0.00%	0 0.00%	0 0.00%
	<b>Under Votes:</b>	0 0.00%	0 0.00%	7 18.42%	7 18.42%
<b>STATE TREASURER, Vote For 1</b>					
	Josh MERS	0 0.00%	0 0.00%	11 36.67%	11 36.67%
	Michael BOWMAN	0 0.00%	0 0.00%	19 63.33%	19 63.33%
	<b>Cast Votes:</b>	0 0.00%	0 0.00%	30 78.95%	30 78.95%
	<b>Over Votes:</b>	0 0.00%	0 0.00%	0 0.00%	0 0.00%
	<b>Under Votes:</b>	0 0.00%	0 0.00%	8 21.05%	8 21.05%
<b>COMMISSIONER of AGRICULTURE, Vote For 1</b>					
	Joe TRIGG	0 0.00%	0 0.00%	18 56.25%	18 56.25%
	Robert Haley CONWAY	0 0.00%	0 0.00%	14 43.75%	14 43.75%
	<b>Cast Votes:</b>	0 0.00%	0 0.00%	32 84.21%	32 84.21%
	<b>Over Votes:</b>	0 0.00%	0 0.00%	0 0.00%	0 0.00%
	<b>Under Votes:</b>	0 0.00%	0 0.00%	6 15.79%	6 15.79%

**RECEIVED**  
 MAY 31 2019  
 BY: \_\_\_\_\_

**Precinct Report — Unofficial**  
**PRIMARY ELECTION HELD ON — OFFICIAL BALLOT FOR BULLITT COUNTY — May 21, 2019**

Total Number of Voters : 10,236 of 0 = 0.00%



Party	Candidate	Absentee	Early	Election	Total
-------	-----------	----------	-------	----------	-------

**Precinct C112 (Ballots Cast: 104)**

**GOVERNOR and LIEUTENANT GOVERNOR, Vote For 1**

Robert GOFORTH Michael T. HOGAN	0	0.00%	0	0.00%	10	27.03%	10	27.03%
Ike LAWRENCE James Anthony ROSE	0	0.00%	0	0.00%	3	8.11%	3	8.11%
William E. WOODS Justin B. MILLER	0	0.00%	0	0.00%	1	2.70%	1	2.70%
Matthew G. BEVIN Ralph A. ALVARADO	0	0.00%	0	0.00%	23	62.16%	23	62.16%
<b>Cast Votes:</b>	0	0.00%	0	0.00%	37	100.00%	37	100.00%
<b>Over Votes:</b>	0	0.00%	0	0.00%	0	0.00%	0	0.00%
<b>Under Votes:</b>	0	0.00%	0	0.00%	0	0.00%	0	0.00%

**SECRETARY of STATE, Vote For 1**

Andrew ENGLISH	0	0.00%	0	0.00%	13	36.11%	13	36.11%
Stephen L. KNIPPER	0	0.00%	0	0.00%	2	5.56%	2	5.56%
Carl NETT	0	0.00%	0	0.00%	6	16.67%	6	16.67%
Michael G. ADAMS	0	0.00%	0	0.00%	15	41.67%	15	41.67%
<b>Cast Votes:</b>	0	0.00%	0	0.00%	36	97.30%	36	97.30%
<b>Over Votes:</b>	0	0.00%	0	0.00%	0	0.00%	0	0.00%
<b>Under Votes:</b>	0	0.00%	0	0.00%	1	2.70%	1	2.70%

**ATTORNEY GENERAL, Vote For 1**

Wil SCHRODER	0	0.00%	0	0.00%	18	50.00%	18	50.00%
Daniel CAMERON	0	0.00%	0	0.00%	18	50.00%	18	50.00%
<b>Cast Votes:</b>	0	0.00%	0	0.00%	36	97.30%	36	97.30%
<b>Over Votes:</b>	0	0.00%	0	0.00%	0	0.00%	0	0.00%
<b>Under Votes:</b>	0	0.00%	0	0.00%	1	2.70%	1	2.70%

**COMMISSIONER of AGRICULTURE, Vote For 1**

Ryan F. QUARLES	0	0.00%	0	0.00%	29	85.29%	29	85.29%
Bill POLYNIAK	0	0.00%	0	0.00%	5	14.71%	5	14.71%
<b>Cast Votes:</b>	0	0.00%	0	0.00%	34	91.89%	34	91.89%
<b>Over Votes:</b>	0	0.00%	0	0.00%	0	0.00%	0	0.00%
<b>Under Votes:</b>	0	0.00%	0	0.00%	3	8.11%	3	8.11%

**GOVERNOR and LIEUTENANT GOVERNOR, Vote For 1**

Andy BESHEAR Jacqueline COLEMAN	0	0.00%	0	0.00%	30	44.78%	30	44.78%
Adam H. EDELEN Gill HOLLAND	0	0.00%	0	0.00%	26	38.81%	26	38.81%
Geoffrey M. "Geoff" YOUNG Joshua N. "Josh" FRENCH	0	0.00%	0	0.00%	0	0.00%	0	0.00%
Rocky ADKINS Stephanie HORNE	0	0.00%	0	0.00%	11	16.42%	11	16.42%
<b>Cast Votes:</b>	0	0.00%	0	0.00%	67	100.00%	67	100.00%
<b>Over Votes:</b>	0	0.00%	0	0.00%	0	0.00%	0	0.00%
<b>Under Votes:</b>	0	0.00%	0	0.00%	0	0.00%	0	0.00%



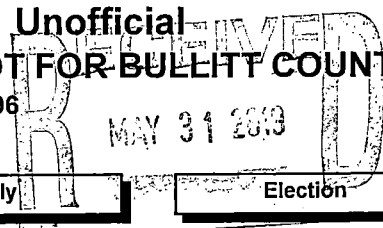
**Precinct Report — Unofficial**  
**PRIMARY ELECTION HELD ON — OFFICIAL BALLOT FOR BULLITT COUNTY — May 21, 2019**

Total Number of Voters : 10,236 of 0 = 0.00%

Party	Candidate	Absentee		Early		Election		Total	
<b>Precinct C112 (Ballots Cast: 104)</b>									
<b>SECRETARY of STATE, Vote For 1</b>									
	Jason GRIFFITH	0	0.00%	0	0.00%	6	9.23%	6	9.23%
	Heather French HENRY	0	0.00%	0	0.00%	48	73.85%	48	73.85%
	Geoff SEBESTA	0	0.00%	0	0.00%	1	1.54%	1	1.54%
	Jason S. BELCHER	0	0.00%	0	0.00%	10	15.38%	10	15.38%
	<b>Cast Votes:</b>	0	0.00%	0	0.00%	65	97.01%	65	97.01%
	<b>Over Votes:</b>	0	0.00%	0	0.00%	0	0.00%	0	0.00%
	<b>Under Votes:</b>	0	0.00%	0	0.00%	2	2.99%	2	2.99%
<b>AUDITOR of PUBLIC ACCOUNTS, Vote For 1</b>									
	Drew CURTIS	0	0.00%	0	0.00%	15	25.00%	15	25.00%
	Sheri DONAHUE	0	0.00%	0	0.00%	25	41.67%	25	41.67%
	Chris TOBE	0	0.00%	0	0.00%	7	11.67%	7	11.67%
	Kelsey Hayes COOTS	0	0.00%	0	0.00%	13	21.67%	13	21.67%
	<b>Cast Votes:</b>	0	0.00%	0	0.00%	60	89.55%	60	89.55%
	<b>Over Votes:</b>	0	0.00%	0	0.00%	0	0.00%	0	0.00%
	<b>Under Votes:</b>	0	0.00%	0	0.00%	7	10.45%	7	10.45%
<b>STATE TREASURER, Vote For 1</b>									
	Josh MERS	0	0.00%	0	0.00%	17	29.31%	17	29.31%
	Michael BOWMAN	0	0.00%	0	0.00%	41	70.69%	41	70.69%
	<b>Cast Votes:</b>	0	0.00%	0	0.00%	58	86.57%	58	86.57%
	<b>Over Votes:</b>	0	0.00%	0	0.00%	0	0.00%	0	0.00%
	<b>Under Votes:</b>	0	0.00%	0	0.00%	9	13.43%	9	13.43%
<b>COMMISSIONER of AGRICULTURE, Vote For 1</b>									
	Joe TRIGG	0	0.00%	0	0.00%	24	39.34%	24	39.34%
	Robert Haley CONWAY	0	0.00%	0	0.00%	37	60.66%	37	60.66%
	<b>Cast Votes:</b>	0	0.00%	0	0.00%	61	91.04%	61	91.04%
	<b>Over Votes:</b>	0	0.00%	0	0.00%	0	0.00%	0	0.00%
	<b>Under Votes:</b>	0	0.00%	0	0.00%	6	8.96%	6	8.96%

**RECEIVED**  
 MAY 31 2019  
 BY: \_\_\_\_\_

**Precinct Report — Unofficial**  
**PRIMARY ELECTION HELD ON — OFFICIAL BALLOT FOR BULLITT COUNTY — May 21, 2019**



Total Number of Voters : 10,236 of 0 = 0.00%

Party	Candidate	Absentee	Early	Election	Total
-------	-----------	----------	-------	----------	-------

**Precinct C113 (Ballots Cast: 137)**

**GOVERNOR and LIEUTENANT GOVERNOR, Vote For 1**

Robert GOFORTH Michael T. HOGAN	0	0.00%	0	0.00%	16	31.37%	16	31.37%
Ike LAWRENCE James Anthony ROSE	0	0.00%	0	0.00%	1	1.96%	1	1.96%
William E. WOODS Justin B. MILLER	0	0.00%	0	0.00%	3	5.88%	3	5.88%
Matthew G. BEVIN Ralph A. ALVARADO	0	0.00%	0	0.00%	31	60.78%	31	60.78%
<b>Cast Votes:</b>	0	0.00%	0	0.00%	51	100.00%	51	100.00%
<b>Over Votes:</b>	0	0.00%	0	0.00%	0	0.00%	0	0.00%
<b>Under Votes:</b>	0	0.00%	0	0.00%	0	0.00%	0	0.00%

**SECRETARY of STATE, Vote For 1**

Andrew ENGLISH	0	0.00%	0	0.00%	15	33.33%	15	33.33%
Stephen L. KNIPPER	0	0.00%	0	0.00%	9	20.00%	9	20.00%
Carl NETT	0	0.00%	0	0.00%	9	20.00%	9	20.00%
Michael G. ADAMS	0	0.00%	0	0.00%	12	26.67%	12	26.67%
<b>Cast Votes:</b>	0	0.00%	0	0.00%	45	88.24%	45	88.24%
<b>Over Votes:</b>	0	0.00%	0	0.00%	0	0.00%	0	0.00%
<b>Under Votes:</b>	0	0.00%	0	0.00%	6	11.76%	6	11.76%

**ATTORNEY GENERAL, Vote For 1**

Wil SCHRODER	0	0.00%	0	0.00%	27	56.25%	27	56.25%
Daniel CAMERON	0	0.00%	0	0.00%	21	43.75%	21	43.75%
<b>Cast Votes:</b>	0	0.00%	0	0.00%	48	94.12%	48	94.12%
<b>Over Votes:</b>	0	0.00%	0	0.00%	0	0.00%	0	0.00%
<b>Under Votes:</b>	0	0.00%	0	0.00%	3	5.88%	3	5.88%

**COMMISSIONER of AGRICULTURE, Vote For 1**

Ryan F. QUARLES	0	0.00%	0	0.00%	38	82.61%	38	82.61%
Bill POLYNIK	0	0.00%	0	0.00%	8	17.39%	8	17.39%
<b>Cast Votes:</b>	0	0.00%	0	0.00%	46	90.20%	46	90.20%
<b>Over Votes:</b>	0	0.00%	0	0.00%	0	0.00%	0	0.00%
<b>Under Votes:</b>	0	0.00%	0	0.00%	5	9.80%	5	9.80%

**GOVERNOR and LIEUTENANT GOVERNOR, Vote For 1**

Andy BESHEAR Jacqueline COLEMAN	0	0.00%	0	0.00%	43	50.00%	43	50.00%
Adam H. EDELEN Gill HOLLAND	0	0.00%	0	0.00%	21	24.42%	21	24.42%
Geoffrey M."Geoff" YOUNG Joshua N. "Josh" FRENCH	0	0.00%	0	0.00%	2	2.33%	2	2.33%
Rocky ADKINS Stephanie HORNE	0	0.00%	0	0.00%	20	23.26%	20	23.26%
<b>Cast Votes:</b>	0	0.00%	0	0.00%	86	100.00%	86	100.00%
<b>Over Votes:</b>	0	0.00%	0	0.00%	0	0.00%	0	0.00%
<b>Under Votes:</b>	0	0.00%	0	0.00%	0	0.00%	0	0.00%

**Precinct Report — Unofficial**  
**PRIMARY ELECTION HELD ON — OFFICIAL BALLOT FOR BULLITT COUNTY — May 21, 2019**

Total Number of Voters : 10,236 of 0 = 0.00%

Precincts Reporting 48 of 48 = 100.00%


Party	Candidate	Absentee		Early		Election		Total	
<b>Precinct C113 (Ballots Cast: 137)</b>									
<b>SECRETARY of STATE, Vote For 1</b>									
	Jason GRIFFITH	0	0.00%	0	0.00%	3	3.66%	3	3.66%
	Heather French HENRY	0	0.00%	0	0.00%	64	78.05%	64	78.05%
	Geoff SEBESTA	0	0.00%	0	0.00%	1	1.22%	1	1.22%
	Jason S. BELCHER	0	0.00%	0	0.00%	14	17.07%	14	17.07%
	<b>Cast Votes:</b>	0	0.00%	0	0.00%	82	95.35%	82	95.35%
	<b>Over Votes:</b>	0	0.00%	0	0.00%	0	0.00%	0	0.00%
	<b>Under Votes:</b>	0	0.00%	0	0.00%	4	4.65%	4	4.65%
<b>AUDITOR of PUBLIC ACCOUNTS, Vote For 1</b>									
	Drew CURTIS	0	0.00%	0	0.00%	10	12.99%	10	12.99%
	Sheri DONAHUE	0	0.00%	0	0.00%	29	37.66%	29	37.66%
	Chris TOBE	0	0.00%	0	0.00%	23	29.87%	23	29.87%
	Kelsey Hayes COOTS	0	0.00%	0	0.00%	15	19.48%	15	19.48%
	<b>Cast Votes:</b>	0	0.00%	0	0.00%	77	89.53%	77	89.53%
	<b>Over Votes:</b>	0	0.00%	0	0.00%	0	0.00%	0	0.00%
	<b>Under Votes:</b>	0	0.00%	0	0.00%	9	10.47%	9	10.47%
<b>STATE TREASURER, Vote For 1</b>									
	Josh MERS	0	0.00%	0	0.00%	33	45.83%	33	45.83%
	Michael BOWMAN	0	0.00%	0	0.00%	39	54.17%	39	54.17%
	<b>Cast Votes:</b>	0	0.00%	0	0.00%	72	83.72%	72	83.72%
	<b>Over Votes:</b>	0	0.00%	0	0.00%	0	0.00%	0	0.00%
	<b>Under Votes:</b>	0	0.00%	0	0.00%	14	16.28%	14	16.28%
<b>COMMISSIONER of AGRICULTURE, Vote For 1</b>									
	Joe TRIGG	0	0.00%	0	0.00%	35	45.45%	35	45.45%
	Robert Haley CONWAY	0	0.00%	0	0.00%	42	54.55%	42	54.55%
	<b>Cast Votes:</b>	0	0.00%	0	0.00%	77	89.53%	77	89.53%
	<b>Over Votes:</b>	0	0.00%	0	0.00%	0	0.00%	0	0.00%
	<b>Under Votes:</b>	0	0.00%	0	0.00%	9	10.47%	9	10.47%

**RECEIVED**  
 MAY 31 2019  
 BY \_\_\_\_\_

**Precinct Report — Unofficial**  
**PRIMARY ELECTION HELD ON — OFFICIAL BALLOT FOR BULLITT COUNTY — May 21, 2019**

Total Number of Voters : 10,236 of 0 = 0.00%

Precincts Reporting 48 of 48 = 100.00%



Party	Candidate	Absentee	Early	Election	Total
-------	-----------	----------	-------	----------	-------

**Precinct D101 (Ballots Cast: 81)**

**GOVERNOR and LIEUTENANT GOVERNOR, Vote For 1**

Robert GOFORTH Michael T. HOGAN	0	0.00%	0	0.00%	10	32.26%	10	32.26%
Ike LAWRENCE James Anthony ROSE	0	0.00%	0	0.00%	1	3.23%	1	3.23%
William E. WOODS Justin B. MILLER	0	0.00%	0	0.00%	2	6.45%	2	6.45%
Matthew G. BEVIN Ralph A. ALVARADO	0	0.00%	0	0.00%	18	58.06%	18	58.06%
<b>Cast Votes:</b>	0	0.00%	0	0.00%	31	100.00%	31	100.00%
<b>Over Votes:</b>	0	0.00%	0	0.00%	0	0.00%	0	0.00%
<b>Under Votes:</b>	0	0.00%	0	0.00%	0	0.00%	0	0.00%

**SECRETARY of STATE, Vote For 1**

Andrew ENGLISH	0	0.00%	0	0.00%	7	25.00%	7	25.00%
Stephen L. KNIPPER	0	0.00%	0	0.00%	2	7.14%	2	7.14%
Carl NETT	0	0.00%	0	0.00%	12	42.86%	12	42.86%
Michael G. ADAMS	0	0.00%	0	0.00%	7	25.00%	7	25.00%
<b>Cast Votes:</b>	0	0.00%	0	0.00%	28	90.32%	28	90.32%
<b>Over Votes:</b>	0	0.00%	0	0.00%	0	0.00%	0	0.00%
<b>Under Votes:</b>	0	0.00%	0	0.00%	3	9.68%	3	9.68%

**ATTORNEY GENERAL, Vote For 1**

Wil SCHRODER	0	0.00%	0	0.00%	11	39.29%	11	39.29%
Daniel CAMERON	0	0.00%	0	0.00%	17	60.71%	17	60.71%
<b>Cast Votes:</b>	0	0.00%	0	0.00%	28	90.32%	28	90.32%
<b>Over Votes:</b>	0	0.00%	0	0.00%	0	0.00%	0	0.00%
<b>Under Votes:</b>	0	0.00%	0	0.00%	3	9.68%	3	9.68%

**COMMISSIONER of AGRICULTURE, Vote For 1**

Ryan F. QUARLES	0	0.00%	0	0.00%	21	80.77%	21	80.77%
Bill POLYNIAC	0	0.00%	0	0.00%	5	19.23%	5	19.23%
<b>Cast Votes:</b>	0	0.00%	0	0.00%	26	83.87%	26	83.87%
<b>Over Votes:</b>	0	0.00%	0	0.00%	0	0.00%	0	0.00%
<b>Under Votes:</b>	0	0.00%	0	0.00%	5	16.13%	5	16.13%

**GOVERNOR and LIEUTENANT GOVERNOR, Vote For 1**

Andy BESHEAR Jacqueline COLEMAN	0	0.00%	0	0.00%	22	44.00%	22	44.00%
Adam H. EDELEN Gill HOLLAND	0	0.00%	0	0.00%	11	22.00%	11	22.00%
Geoffrey M."Geoff" YOUNG Joshua N. "Josh" FRENCH	0	0.00%	0	0.00%	0	0.00%	0	0.00%
Rocky ADKINS Stephanie HORNE	0	0.00%	0	0.00%	17	34.00%	17	34.00%
<b>Cast Votes:</b>	0	0.00%	0	0.00%	50	100.00%	50	100.00%
<b>Over Votes:</b>	0	0.00%	0	0.00%	0	0.00%	0	0.00%
<b>Under Votes:</b>	0	0.00%	0	0.00%	0	0.00%	0	0.00%

**Precinct Report — Unofficial**  
**PRIMARY ELECTION HELD ON — OFFICIAL BALLOT FOR BULLITT COUNTY — May 21, 2019**

Total Number of Voters : 10,236 of 0 = 0.00%


Precincts Reporting 48 of 48 = 100.00%

Party	Candidate	Absentee	Early	Election	Total
<b>Precinct D101 (Ballots Cast: 81)</b>					
<b>SECRETARY of STATE, Vote For 1</b>					
	Jason GRIFFITH	0 0.00%	0 0.00%	4 8.51%	4 8.51%
	Heather French HENRY	0 0.00%	0 0.00%	37 78.72%	37 78.72%
	Geoff SEBESTA	0 0.00%	0 0.00%	1 2.13%	1 2.13%
	Jason S. BELCHER	0 0.00%	0 0.00%	5 10.64%	5 10.64%
	<b>Cast Votes:</b>	0 0.00%	0 0.00%	47 94.00%	47 94.00%
	<b>Over Votes:</b>	0 0.00%	0 0.00%	0 0.00%	0 0.00%
	<b>Under Votes:</b>	0 0.00%	0 0.00%	3 6.00%	3 6.00%
<b>AUDITOR of PUBLIC ACCOUNTS, Vote For 1</b>					
	Drew CURTIS	0 0.00%	0 0.00%	6 15.00%	6 15.00%
	Sheri DONAHUE	0 0.00%	0 0.00%	22 55.00%	22 55.00%
	Chris TOBE	0 0.00%	0 0.00%	3 7.50%	3 7.50%
	Kelsey Hayes COOTS	0 0.00%	0 0.00%	9 22.50%	9 22.50%
	<b>Cast Votes:</b>	0 0.00%	0 0.00%	40 80.00%	40 80.00%
	<b>Over Votes:</b>	0 0.00%	0 0.00%	0 0.00%	0 0.00%
	<b>Under Votes:</b>	0 0.00%	0 0.00%	10 20.00%	10 20.00%
<b>STATE TREASURER, Vote For 1</b>					
	Josh MERS	0 0.00%	0 0.00%	12 30.77%	12 30.77%
	Michael BOWMAN	0 0.00%	0 0.00%	27 69.23%	27 69.23%
	<b>Cast Votes:</b>	0 0.00%	0 0.00%	39 78.00%	39 78.00%
	<b>Over Votes:</b>	0 0.00%	0 0.00%	0 0.00%	0 0.00%
	<b>Under Votes:</b>	0 0.00%	0 0.00%	11 22.00%	11 22.00%
<b>COMMISSIONER of AGRICULTURE, Vote For 1</b>					
	Joe TRIGG	0 0.00%	0 0.00%	15 34.88%	15 34.88%
	Robert Haley CONWAY	0 0.00%	0 0.00%	28 65.12%	28 65.12%
	<b>Cast Votes:</b>	0 0.00%	0 0.00%	43 86.00%	43 86.00%
	<b>Over Votes:</b>	0 0.00%	0 0.00%	0 0.00%	0 0.00%
	<b>Under Votes:</b>	0 0.00%	0 0.00%	7 14.00%	7 14.00%

**RECEIVED**  
MAY 31 2019

**Precinct Report — Unofficial**  
**PRIMARY ELECTION HELD ON — OFFICIAL BALLOT FOR BULLITT COUNTY — May 21, 2019**

Total Number of Voters : 10,236 of 0 = 0.00%



Party	Candidate	Absentee	Early	Election	Total
-------	-----------	----------	-------	----------	-------

**Precinct D102 (Ballots Cast: 226)**

**GOVERNOR and LIEUTENANT GOVERNOR, Vote For 1**

Robert GOFORTH Michael T. HOGAN	0	0.00%	0	0.00%	33	36.67%	33	36.67%
Ike LAWRENCE James Anthony ROSE	0	0.00%	0	0.00%	3	3.33%	3	3.33%
William E. WOODS Justin B. MILLER	0	0.00%	0	0.00%	5	5.56%	5	5.56%
Matthew G. BEVIN Ralph A. ALVARADO	0	0.00%	0	0.00%	49	54.44%	49	54.44%
<b>Cast Votes:</b>	0	0.00%	0	0.00%	90	98.90%	90	98.90%
<b>Over Votes:</b>	0	0.00%	0	0.00%	0	0.00%	0	0.00%
<b>Under Votes:</b>	0	0.00%	0	0.00%	1	1.10%	1	1.10%

**SECRETARY of STATE, Vote For 1**

Andrew ENGLISH	0	0.00%	0	0.00%	9	10.34%	9	10.34%
Stephen L. KNIPPER	0	0.00%	0	0.00%	10	11.49%	10	11.49%
Carl NETT	0	0.00%	0	0.00%	48	55.17%	48	55.17%
Michael G. ADAMS	0	0.00%	0	0.00%	20	22.99%	20	22.99%
<b>Cast Votes:</b>	0	0.00%	0	0.00%	87	95.60%	87	95.60%
<b>Over Votes:</b>	0	0.00%	0	0.00%	0	0.00%	0	0.00%
<b>Under Votes:</b>	0	0.00%	0	0.00%	4	4.40%	4	4.40%

**ATTORNEY GENERAL, Vote For 1**

Wil SCHRODER	0	0.00%	0	0.00%	31	36.47%	31	36.47%
Daniel CAMERON	0	0.00%	0	0.00%	54	63.53%	54	63.53%
<b>Cast Votes:</b>	0	0.00%	0	0.00%	85	93.41%	85	93.41%
<b>Over Votes:</b>	0	0.00%	0	0.00%	0	0.00%	0	0.00%
<b>Under Votes:</b>	0	0.00%	0	0.00%	6	6.59%	6	6.59%

**COMMISSIONER of AGRICULTURE, Vote For 1**

Ryan F. QUARLES	0	0.00%	0	0.00%	65	77.38%	65	77.38%
Bill POLYNIK	0	0.00%	0	0.00%	19	22.62%	19	22.62%
<b>Cast Votes:</b>	0	0.00%	0	0.00%	84	92.31%	84	92.31%
<b>Over Votes:</b>	0	0.00%	0	0.00%	0	0.00%	0	0.00%
<b>Under Votes:</b>	0	0.00%	0	0.00%	7	7.69%	7	7.69%

**GOVERNOR and LIEUTENANT GOVERNOR, Vote For 1**

Andy BESHEAR Jacqueline COLEMAN	0	0.00%	0	0.00%	69	51.11%	69	51.11%
Adam H. EDELEN Gill HOLLAND	0	0.00%	0	0.00%	28	20.74%	28	20.74%
Geoffrey M."Geoff" YOUNG Joshua N. "Josh" FRENCH	0	0.00%	0	0.00%	4	2.96%	4	2.96%
Rocky ADKINS Stephanie HORNE	0	0.00%	0	0.00%	34	25.19%	34	25.19%
<b>Cast Votes:</b>	0	0.00%	0	0.00%	135	100.00%	135	100.00%
<b>Over Votes:</b>	0	0.00%	0	0.00%	0	0.00%	0	0.00%
<b>Under Votes:</b>	0	0.00%	0	0.00%	0	0.00%	0	0.00%

**Precinct Report — Unofficial**  
**PRIMARY ELECTION HELD ON — OFFICIAL BALLOT FOR BULLITT COUNTY — May 21, 2019**

Total Number of Voters : 10,236 of 0 = 0.00%

Precincts Reporting 48 of 48 = 100.00%

Party	Candidate	Absentee		Early		Election		Total	
<b>Precinct D102 (Ballots Cast: 226)</b>									
<b>SECRETARY of STATE, Vote For 1</b>									
	Jason GRIFFITH	0	0.00%	0	0.00%	17	13.08%	17	13.08%
	Heather French HENRY	0	0.00%	0	0.00%	96	73.85%	96	73.85%
	Geoff SEBESTA	0	0.00%	0	0.00%	4	3.08%	4	3.08%
	Jason S. BELCHER	0	0.00%	0	0.00%	13	10.00%	13	10.00%
	<b>Cast Votes:</b>	0	0.00%	0	0.00%	130	96.30%	130	96.30%
	<b>Over Votes:</b>	0	0.00%	0	0.00%	0	0.00%	0	0.00%
	<b>Under Votes:</b>	0	0.00%	0	0.00%	5	3.70%	5	3.70%
<b>AUDITOR of PUBLIC ACCOUNTS, Vote For 1</b>									
	Drew CURTIS	0	0.00%	0	0.00%	30	25.64%	30	25.64%
	Sheri DONAHUE	0	0.00%	0	0.00%	46	39.32%	46	39.32%
	Chris TOBE	0	0.00%	0	0.00%	20	17.09%	20	17.09%
	Kelsey Hayes COOTS	0	0.00%	0	0.00%	21	17.95%	21	17.95%
	<b>Cast Votes:</b>	0	0.00%	0	0.00%	117	86.67%	117	86.67%
	<b>Over Votes:</b>	0	0.00%	0	0.00%	0	0.00%	0	0.00%
	<b>Under Votes:</b>	0	0.00%	0	0.00%	18	13.33%	18	13.33%
<b>STATE TREASURER, Vote For 1</b>									
	Josh MERS	0	0.00%	0	0.00%	31	26.72%	31	26.72%
	Michael BOWMAN	0	0.00%	0	0.00%	85	73.28%	85	73.28%
	<b>Cast Votes:</b>	0	0.00%	0	0.00%	116	85.93%	116	85.93%
	<b>Over Votes:</b>	0	0.00%	0	0.00%	0	0.00%	0	0.00%
	<b>Under Votes:</b>	0	0.00%	0	0.00%	19	14.07%	19	14.07%
<b>COMMISSIONER of AGRICULTURE, Vote For 1</b>									
	Joe TRIGG	0	0.00%	0	0.00%	55	46.61%	55	46.61%
	Robert Haley CONWAY	0	0.00%	0	0.00%	63	53.39%	63	53.39%
	<b>Cast Votes:</b>	0	0.00%	0	0.00%	118	87.41%	118	87.41%
	<b>Over Votes:</b>	0	0.00%	0	0.00%	0	0.00%	0	0.00%
	<b>Under Votes:</b>	0	0.00%	0	0.00%	17	12.59%	17	12.59%

**RECEIVED**  
 MAY 31 2019  
 BY: \_\_\_\_\_

**Precinct Report — Unofficial**  
**PRIMARY ELECTION HELD ON — OFFICIAL BALLOT FOR BULLITT COUNTY — May 21, 2019**

Total Number of Voters : 10,236 of 0 = 0.00%

Party	Candidate	Absentee	Early	Election	Total
-------	-----------	----------	-------	----------	-------

**Precinct D103 (Ballots Cast: 269)**

**GOVERNOR and LIEUTENANT GOVERNOR, Vote For 1**

Robert GOFORTH Michael T. HOGAN	0	0.00%	0	0.00%	36	29.75%	36	29.75%
Ike LAWRENCE James Anthony ROSE	0	0.00%	0	0.00%	4	3.31%	4	3.31%
William E. WOODS Justin B. MILLER	0	0.00%	0	0.00%	6	4.96%	6	4.96%
Matthew G. BEVIN Ralph A. ALVARADO	0	0.00%	0	0.00%	75	61.98%	75	61.98%
<b>Cast Votes:</b>	0	0.00%	0	0.00%	121	100.00%	121	100.00%
<b>Over Votes:</b>	0	0.00%	0	0.00%	0	0.00%	0	0.00%
<b>Under Votes:</b>	0	0.00%	0	0.00%	0	0.00%	0	0.00%

**SECRETARY of STATE, Vote For 1**

Andrew ENGLISH	0	0.00%	0	0.00%	31	28.97%	31	28.97%
Stephen L. KNIPPER	0	0.00%	0	0.00%	23	21.50%	23	21.50%
Carl NETT	0	0.00%	0	0.00%	20	18.69%	20	18.69%
Michael G. ADAMS	0	0.00%	0	0.00%	33	30.84%	33	30.84%
<b>Cast Votes:</b>	0	0.00%	0	0.00%	107	88.43%	107	88.43%
<b>Over Votes:</b>	0	0.00%	0	0.00%	0	0.00%	0	0.00%
<b>Under Votes:</b>	0	0.00%	0	0.00%	14	11.57%	14	11.57%

**ATTORNEY GENERAL, Vote For 1**

Wil SCHRODER	0	0.00%	0	0.00%	45	40.91%	45	40.91%
Daniel CAMERON	0	0.00%	0	0.00%	65	59.09%	65	59.09%
<b>Cast Votes:</b>	0	0.00%	0	0.00%	110	90.91%	110	90.91%
<b>Over Votes:</b>	0	0.00%	0	0.00%	0	0.00%	0	0.00%
<b>Under Votes:</b>	0	0.00%	0	0.00%	11	9.09%	11	9.09%

**COMMISSIONER of AGRICULTURE, Vote For 1**

Ryan F. QUARLES	0	0.00%	0	0.00%	96	90.57%	96	90.57%
Bill POLYNIK	0	0.00%	0	0.00%	10	9.43%	10	9.43%
<b>Cast Votes:</b>	0	0.00%	0	0.00%	106	87.60%	106	87.60%
<b>Over Votes:</b>	0	0.00%	0	0.00%	0	0.00%	0	0.00%
<b>Under Votes:</b>	0	0.00%	0	0.00%	15	12.40%	15	12.40%

**GOVERNOR and LIEUTENANT GOVERNOR, Vote For 1**

Andy BESHEAR Jacqueline COLEMAN	0	0.00%	0	0.00%	70	47.30%	70	47.30%
Adam H. EDELEN Gill HOLLAND	0	0.00%	0	0.00%	43	29.05%	43	29.05%
Geoffrey M. "Geoff" YOUNG Joshua N. "Josh" FRENCH	0	0.00%	0	0.00%	1	0.68%	1	0.68%
Rocky ADKINS Stephanie HORNE	0	0.00%	0	0.00%	34	22.97%	34	22.97%
<b>Cast Votes:</b>	0	0.00%	0	0.00%	148	100.00%	148	100.00%
<b>Over Votes:</b>	0	0.00%	0	0.00%	0	0.00%	0	0.00%
<b>Under Votes:</b>	0	0.00%	0	0.00%	0	0.00%	0	0.00%



**Precinct Report — Unofficial**  
**PRIMARY ELECTION HELD ON — OFFICIAL BALLOT FOR BULLITT COUNTY — May 21, 2019**

Total Number of Voters : 10,236 of 0 = 0.00%

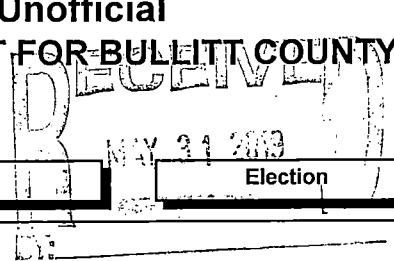
Precincts Reporting 48 of 48 = 100.00%

Party	Candidate	Absentee		Early		Election		Total	
<b>Precinct D103 (Ballots Cast: 269)</b>									
<b>SECRETARY of STATE, Vote For 1</b>									
	Jason GRIFFITH	0	0.00%	0	0.00%	11	7.64%	11	7.64%
	Heather French HENRY	0	0.00%	0	0.00%	117	81.25%	117	81.25%
	Geoff SEBESTA	0	0.00%	0	0.00%	0	0.00%	0	0.00%
	Jason S. BELCHER	0	0.00%	0	0.00%	16	11.11%	16	11.11%
	<b>Cast Votes:</b>	0	0.00%	0	0.00%	144	97.30%	144	97.30%
	<b>Over Votes:</b>	0	0.00%	0	0.00%	0	0.00%	0	0.00%
	<b>Under Votes:</b>	0	0.00%	0	0.00%	4	2.70%	4	2.70%
<b>AUDITOR of PUBLIC ACCOUNTS, Vote For 1</b>									
	Drew CURTIS	0	0.00%	0	0.00%	20	16.26%	20	16.26%
	Sheri DONAHUE	0	0.00%	0	0.00%	35	28.46%	35	28.46%
	Chris TOBE	0	0.00%	0	0.00%	26	21.14%	26	21.14%
	Kelsey Hayes COOTS	0	0.00%	0	0.00%	42	34.15%	42	34.15%
	<b>Cast Votes:</b>	0	0.00%	0	0.00%	123	83.11%	123	83.11%
	<b>Over Votes:</b>	0	0.00%	0	0.00%	0	0.00%	0	0.00%
	<b>Under Votes:</b>	0	0.00%	0	0.00%	25	16.89%	25	16.89%
<b>STATE TREASURER, Vote For 1</b>									
	Josh MERS	0	0.00%	0	0.00%	45	37.19%	45	37.19%
	Michael BOWMAN	0	0.00%	0	0.00%	76	62.81%	76	62.81%
	<b>Cast Votes:</b>	0	0.00%	0	0.00%	121	81.76%	121	81.76%
	<b>Over Votes:</b>	0	0.00%	0	0.00%	0	0.00%	0	0.00%
	<b>Under Votes:</b>	0	0.00%	0	0.00%	27	18.24%	27	18.24%
<b>COMMISSIONER of AGRICULTURE, Vote For 1</b>									
	Joe TRIGG	0	0.00%	0	0.00%	62	49.60%	62	49.60%
	Robert Haley CONWAY	0	0.00%	0	0.00%	63	50.40%	63	50.40%
	<b>Cast Votes:</b>	0	0.00%	0	0.00%	125	84.46%	125	84.46%
	<b>Over Votes:</b>	0	0.00%	0	0.00%	0	0.00%	0	0.00%
	<b>Under Votes:</b>	0	0.00%	0	0.00%	23	15.54%	23	15.54%

**RECEIVED**  
MAY 31 2019

**Precinct Report — Unofficial**  
**PRIMARY ELECTION HELD ON — OFFICIAL BALLOT FOR BULLITT COUNTY — May 21, 2019**

Total Number of Voters : 10,236 of 0 = 0.00%



Party	Candidate	Absentee	Early	Election	Total
-------	-----------	----------	-------	----------	-------

**Precinct D104 (Ballots Cast: 65)**

**GOVERNOR and LIEUTENANT GOVERNOR, Vote For 1**

Robert GOFORTH Michael T. HOGAN	0	0.00%	0	0.00%	16	50.00%	16	50.00%
Ike LAWRENCE James Anthony ROSE	0	0.00%	0	0.00%	1	3.13%	1	3.13%
William E. WOODS Justin B. MILLER	0	0.00%	0	0.00%	2	6.25%	2	6.25%
Matthew G. BEVIN Ralph A. ALVARADO	0	0.00%	0	0.00%	13	40.63%	13	40.63%
<b>Cast Votes:</b>	0	0.00%	0	0.00%	32	100.00%	32	100.00%
<b>Over Votes:</b>	0	0.00%	0	0.00%	0	0.00%	0	0.00%
<b>Under Votes:</b>	0	0.00%	0	0.00%	0	0.00%	0	0.00%

**SECRETARY of STATE, Vote For 1**

Andrew ENGLISH	0	0.00%	0	0.00%	14	46.67%	14	46.67%
Stephen L. KNIPPER	0	0.00%	0	0.00%	1	3.33%	1	3.33%
Carl NETT	0	0.00%	0	0.00%	6	20.00%	6	20.00%
Michael G. ADAMS	0	0.00%	0	0.00%	9	30.00%	9	30.00%
<b>Cast Votes:</b>	0	0.00%	0	0.00%	30	93.75%	30	93.75%
<b>Over Votes:</b>	0	0.00%	0	0.00%	0	0.00%	0	0.00%
<b>Under Votes:</b>	0	0.00%	0	0.00%	2	6.25%	2	6.25%

**ATTORNEY GENERAL, Vote For 1**

Wil SCHRODER	0	0.00%	0	0.00%	9	30.00%	9	30.00%
Daniel CAMERON	0	0.00%	0	0.00%	21	70.00%	21	70.00%
<b>Cast Votes:</b>	0	0.00%	0	0.00%	30	93.75%	30	93.75%
<b>Over Votes:</b>	0	0.00%	0	0.00%	0	0.00%	0	0.00%
<b>Under Votes:</b>	0	0.00%	0	0.00%	2	6.25%	2	6.25%

**COMMISSIONER of AGRICULTURE, Vote For 1**

Ryan F. QUARLES	0	0.00%	0	0.00%	23	79.31%	23	79.31%
Bill POLYNIK	0	0.00%	0	0.00%	6	20.69%	6	20.69%
<b>Cast Votes:</b>	0	0.00%	0	0.00%	29	90.63%	29	90.63%
<b>Over Votes:</b>	0	0.00%	0	0.00%	0	0.00%	0	0.00%
<b>Under Votes:</b>	0	0.00%	0	0.00%	3	9.38%	3	9.38%

**GOVERNOR and LIEUTENANT GOVERNOR, Vote For 1**


Andy BESHEAR Jacqueline COLEMAN	0	0.00%	0	0.00%	19	59.38%	19	59.38%
Adam H. EDELEN Gill HOLLAND	0	0.00%	0	0.00%	8	25.00%	8	25.00%
Geoffrey M."Geoff" YOUNG Joshua N. "Josh" FRENCH	0	0.00%	0	0.00%	2	6.25%	2	6.25%
Rocky ADKINS Stephanie HORNE	0	0.00%	0	0.00%	3	9.38%	3	9.38%
<b>Cast Votes:</b>	0	0.00%	0	0.00%	32	96.97%	32	96.97%
<b>Over Votes:</b>	0	0.00%	0	0.00%	0	0.00%	0	0.00%
<b>Under Votes:</b>	0	0.00%	0	0.00%	1	3.03%	1	3.03%

**Precinct Report — Unofficial**  
**PRIMARY ELECTION HELD ON — OFFICIAL BALLOT FOR BULLITT COUNTY — May 21, 2019**

Total Number of Voters : 10,236 of 0 = 0.00%

Precincts Reporting 48 of 48 = 100.00%

Party	Candidate	Absentee	Early	Election	Total
<b>Precinct D104 (Ballots Cast: 65)</b>					
<b>SECRETARY of STATE, Vote For 1</b>					
	Jason GRIFFITH	0 0.00%	0 0.00%	3 10.71%	3 10.71%
	Heather French HENRY	0 0.00%	0 0.00%	19 67.86%	19 67.86%
	Geoff SEBESTA	0 0.00%	0 0.00%	2 7.14%	2 7.14%
	Jason S. BELCHER	0 0.00%	0 0.00%	4 14.29%	4 14.29%
	<b>Cast Votes:</b>	0 0.00%	0 0.00%	28 84.85%	28 84.85%
	<b>Over Votes:</b>	0 0.00%	0 0.00%	0 0.00%	0 0.00%
	<b>Under Votes:</b>	0 0.00%	0 0.00%	5 15.15%	5 15.15%
<b>AUDITOR of PUBLIC ACCOUNTS, Vote For 1</b>					
	Drew CURTIS	0 0.00%	0 0.00%	7 25.93%	7 25.93%
	Sheri DONAHUE	0 0.00%	0 0.00%	8 29.63%	8 29.63%
	Chris TOBE	0 0.00%	0 0.00%	4 14.81%	4 14.81%
	Kelsey Hayes COOTS	0 0.00%	0 0.00%	8 29.63%	8 29.63%
	<b>Cast Votes:</b>	0 0.00%	0 0.00%	27 81.82%	27 81.82%
	<b>Over Votes:</b>	0 0.00%	0 0.00%	0 0.00%	0 0.00%
	<b>Under Votes:</b>	0 0.00%	0 0.00%	6 18.18%	6 18.18%
<b>STATE TREASURER, Vote For 1</b>					
	Josh MERS	0 0.00%	0 0.00%	10 38.46%	10 38.46%
	Michael BOWMAN	0 0.00%	0 0.00%	16 61.54%	16 61.54%
	<b>Cast Votes:</b>	0 0.00%	0 0.00%	26 78.79%	26 78.79%
	<b>Over Votes:</b>	0 0.00%	0 0.00%	0 0.00%	0 0.00%
	<b>Under Votes:</b>	0 0.00%	0 0.00%	7 21.21%	7 21.21%
<b>COMMISSIONER of AGRICULTURE, Vote For 1</b>					
	Joe TRIGG	0 0.00%	0 0.00%	13 48.15%	13 48.15%
	Robert Haley CONWAY	0 0.00%	0 0.00%	14 51.85%	14 51.85%
	<b>Cast Votes:</b>	0 0.00%	0 0.00%	27 81.82%	27 81.82%
	<b>Over Votes:</b>	0 0.00%	0 0.00%	0 0.00%	0 0.00%
	<b>Under Votes:</b>	0 0.00%	0 0.00%	6 18.18%	6 18.18%



**Precinct Report — Unofficial**  
**PRIMARY ELECTION HELD ON — OFFICIAL BALLOT FOR BULLITT COUNTY — May 21, 2019**

Total Number of Voters : 10,236 of 0 = 0.00%

Party	Candidate	Absentee	Early	Election	Total
-------	-----------	----------	-------	----------	-------

**Precinct D105 (Ballots Cast: 350)**

**GOVERNOR and LIEUTENANT GOVERNOR, Vote For 1**

Robert GOFORTH Michael T. HOGAN	0	0.00%	0	0.00%	49	29.17%	49	29.17%
Ike LAWRENCE James Anthony ROSE	0	0.00%	0	0.00%	4	2.38%	4	2.38%
William E. WOODS Justin B. MILLER	0	0.00%	0	0.00%	8	4.76%	8	4.76%
Matthew G. BEVIN Ralph A. ALVARADO	0	0.00%	0	0.00%	107	63.69%	107	63.69%
<b>Cast Votes:</b>	0	0.00%	0	0.00%	168	98.25%	168	98.25%
<b>Over Votes:</b>	0	0.00%	0	0.00%	0	0.00%	0	0.00%
<b>Under Votes:</b>	0	0.00%	0	0.00%	3	1.75%	3	1.75%

**SECRETARY of STATE, Vote For 1**

Andrew ENGLISH	0	0.00%	0	0.00%	36	23.68%	36	23.68%
Stephen L. KNIPPER	0	0.00%	0	0.00%	26	17.11%	26	17.11%
Carl NETT	0	0.00%	0	0.00%	35	23.03%	35	23.03%
Michael G. ADAMS	0	0.00%	0	0.00%	55	36.18%	55	36.18%
<b>Cast Votes:</b>	0	0.00%	0	0.00%	152	88.89%	152	88.89%
<b>Over Votes:</b>	0	0.00%	0	0.00%	0	0.00%	0	0.00%
<b>Under Votes:</b>	0	0.00%	0	0.00%	19	11.11%	19	11.11%

**ATTORNEY GENERAL, Vote For 1**

Wil SCHRODER	0	0.00%	0	0.00%	65	41.67%	65	41.67%
Daniel CAMERON	0	0.00%	0	0.00%	91	58.33%	91	58.33%
<b>Cast Votes:</b>	0	0.00%	0	0.00%	156	91.23%	156	91.23%
<b>Over Votes:</b>	0	0.00%	0	0.00%	0	0.00%	0	0.00%
<b>Under Votes:</b>	0	0.00%	0	0.00%	15	8.77%	15	8.77%

**COMMISSIONER of AGRICULTURE, Vote For 1**

Ryan F. QUARLES	0	0.00%	0	0.00%	118	78.15%	118	78.15%
Bill POLYNIK	0	0.00%	0	0.00%	33	21.85%	33	21.85%
<b>Cast Votes:</b>	0	0.00%	0	0.00%	151	88.30%	151	88.30%
<b>Over Votes:</b>	0	0.00%	0	0.00%	0	0.00%	0	0.00%
<b>Under Votes:</b>	0	0.00%	0	0.00%	20	11.70%	20	11.70%

**GOVERNOR and LIEUTENANT GOVERNOR, Vote For 1**

Andy BESHEAR Jacqueline COLEMAN	0	0.00%	0	0.00%	64	35.96%	64	35.96%
Adam H. EDELEN Gill HOLLAND	0	0.00%	0	0.00%	60	33.71%	60	33.71%
Geoffrey M."Geoff" YOUNG Joshua N. "Josh" FRENCH	0	0.00%	0	0.00%	4	2.25%	4	2.25%
Rocky ADKINS Stephanie HORNE	0	0.00%	0	0.00%	50	28.09%	50	28.09%
<b>Cast Votes:</b>	0	0.00%	0	0.00%	178	99.44%	178	99.44%
<b>Over Votes:</b>	0	0.00%	0	0.00%	0	0.00%	0	0.00%
<b>Under Votes:</b>	0	0.00%	0	0.00%	1	0.56%	1	0.56%

**Precinct Report — Unofficial**  
**PRIMARY ELECTION HELD ON — OFFICIAL BALLOT FOR BULLITT COUNTY — May 21, 2019**

Total Number of Voters : 10,236 of 0 = 0.00%

Precincts Reporting 48 of 48 = 100.00%

Party	Candidate	Absentee		Early		Election		Total	
<b>Precinct D105 (Ballots Cast: 350)</b>									
<b>SECRETARY of STATE, Vote For 1</b>									
	Jason GRIFFITH	0	0.00%	0	0.00%	10	5.75%	10	5.75%
	Heather French HENRY	0	0.00%	0	0.00%	140	80.46%	140	80.46%
	Geoff SEBESTA	0	0.00%	0	0.00%	2	1.15%	2	1.15%
	Jason S. BELCHER	0	0.00%	0	0.00%	22	12.64%	22	12.64%
	<b>Cast Votes:</b>	0	0.00%	0	0.00%	174	97.21%	174	97.21%
	<b>Over Votes:</b>	0	0.00%	0	0.00%	0	0.00%	0	0.00%
	<b>Under Votes:</b>	0	0.00%	0	0.00%	5	2.79%	5	2.79%
<b>AUDITOR of PUBLIC ACCOUNTS, Vote For 1</b>									
	Drew CURTIS	0	0.00%	0	0.00%	32	20.51%	32	20.51%
	Sheri DONAHUE	0	0.00%	0	0.00%	62	39.74%	62	39.74%
	Chris TOBE	0	0.00%	0	0.00%	32	20.51%	32	20.51%
	Kelsey Hayes COOTS	0	0.00%	0	0.00%	30	19.23%	30	19.23%
	<b>Cast Votes:</b>	0	0.00%	0	0.00%	156	87.15%	156	87.15%
	<b>Over Votes:</b>	0	0.00%	0	0.00%	0	0.00%	0	0.00%
	<b>Under Votes:</b>	0	0.00%	0	0.00%	23	12.85%	23	12.85%
<b>STATE TREASURER, Vote For 1</b>									
	Josh MERS	0	0.00%	0	0.00%	50	32.89%	50	32.89%
	Michael BOWMAN	0	0.00%	0	0.00%	102	67.11%	102	67.11%
	<b>Cast Votes:</b>	0	0.00%	0	0.00%	152	84.92%	152	84.92%
	<b>Over Votes:</b>	0	0.00%	0	0.00%	0	0.00%	0	0.00%
	<b>Under Votes:</b>	0	0.00%	0	0.00%	27	15.08%	27	15.08%
<b>COMMISSIONER of AGRICULTURE, Vote For 1</b>									
	Joe TRIGG	0	0.00%	0	0.00%	73	45.63%	73	45.63%
	Robert Haley CONWAY	0	0.00%	0	0.00%	87	54.38%	87	54.38%
	<b>Cast Votes:</b>	0	0.00%	0	0.00%	160	89.39%	160	89.39%
	<b>Over Votes:</b>	0	0.00%	0	0.00%	0	0.00%	0	0.00%
	<b>Under Votes:</b>	0	0.00%	0	0.00%	19	10.61%	19	10.61%

**RECEIVED**  
MAY 31 2019  
BY: \_\_\_\_\_

**Precinct Report — Unofficial**  
**PRIMARY ELECTION HELD ON — OFFICIAL BALLOT FOR BULLITT COUNTY — May 21, 2019**

Total Number of Voters : 10,236 of 0 = 0.00%

Precincts Reporting 48 of 48 = 100.00%

Party	Candidate	Absentee	Early	Election	Total
-------	-----------	----------	-------	----------	-------

**Precinct D106 (Ballots Cast: 228)**


<b>GOVERNOR and LIEUTENANT GOVERNOR, Vote For 1</b>									
	Robert GOFORTH Michael T. HOGAN	0	0.00%	0	0.00%	34	31.19%	34	31.19%
	Ike LAWRENCE James Anthony ROSE	0	0.00%	0	0.00%	5	4.59%	5	4.59%
	William E. WOODS Justin B. MILLER	0	0.00%	0	0.00%	14	12.84%	14	12.84%
	Matthew G. BEVIN Ralph A. ALVARADO	0	0.00%	0	0.00%	56	51.38%	56	51.38%
	<b>Cast Votes:</b>	0	0.00%	0	0.00%	109	99.09%	109	99.09%
	<b>Over Votes:</b>	0	0.00%	0	0.00%	0	0.00%	0	0.00%
	<b>Under Votes:</b>	0	0.00%	0	0.00%	1	0.91%	1	0.91%
<b>SECRETARY of STATE, Vote For 1</b>									
	Andrew ENGLISH	0	0.00%	0	0.00%	19	19.39%	19	19.39%
	Stephen L. KNIPPER	0	0.00%	0	0.00%	15	15.31%	15	15.31%
	Carl NETT	0	0.00%	0	0.00%	33	33.67%	33	33.67%
	Michael G. ADAMS	0	0.00%	0	0.00%	31	31.63%	31	31.63%
	<b>Cast Votes:</b>	0	0.00%	0	0.00%	98	89.09%	98	89.09%
	<b>Over Votes:</b>	0	0.00%	0	0.00%	0	0.00%	0	0.00%
	<b>Under Votes:</b>	0	0.00%	0	0.00%	12	10.91%	12	10.91%
<b>ATTORNEY GENERAL, Vote For 1</b>									
	Wil SCHRODER	0	0.00%	0	0.00%	46	45.54%	46	45.54%
	Daniel CAMERON	0	0.00%	0	0.00%	55	54.46%	55	54.46%
	<b>Cast Votes:</b>	0	0.00%	0	0.00%	101	91.82%	101	91.82%
	<b>Over Votes:</b>	0	0.00%	0	0.00%	0	0.00%	0	0.00%
	<b>Under Votes:</b>	0	0.00%	0	0.00%	9	8.18%	9	8.18%
<b>COMMISSIONER of AGRICULTURE, Vote For 1</b>									
	Ryan F. QUARLES	0	0.00%	0	0.00%	67	67.68%	67	67.68%
	Bill POLYNIAK	0	0.00%	0	0.00%	32	32.32%	32	32.32%
	<b>Cast Votes:</b>	0	0.00%	0	0.00%	99	90.00%	99	90.00%
	<b>Over Votes:</b>	0	0.00%	0	0.00%	0	0.00%	0	0.00%
	<b>Under Votes:</b>	0	0.00%	0	0.00%	11	10.00%	11	10.00%
<b>GOVERNOR and LIEUTENANT GOVERNOR, Vote For 1</b>									
	Andy BESHEAR Jacqueline COLEMAN	0	0.00%	0	0.00%	48	41.03%	48	41.03%
	Adam H. EDELEN Gill HOLLAND	0	0.00%	0	0.00%	44	37.61%	44	37.61%
	Geoffrey M."Geoff" YOUNG Joshua N. "Josh" FRENCH	0	0.00%	0	0.00%	2	1.71%	2	1.71%
	Rocky ADKINS Stephanie HORNE	0	0.00%	0	0.00%	23	19.66%	23	19.66%
	<b>Cast Votes:</b>	0	0.00%	0	0.00%	117	99.15%	117	99.15%
	<b>Over Votes:</b>	0	0.00%	0	0.00%	0	0.00%	0	0.00%
	<b>Under Votes:</b>	0	0.00%	0	0.00%	1	0.85%	1	0.85%

**Precinct Report — Unofficial**  
**PRIMARY ELECTION HELD ON — OFFICIAL BALLOT FOR BULLITT COUNTY — May 21, 2019**

Total Number of Voters : 10,236 of 0 = 0.00%

Precincts Reporting 48 of 48 = 100.00%

Party	Candidate	Absentee	Early	Election	Total
<b>Precinct D106 (Ballots Cast: 228)</b>					
<b>SECRETARY of STATE, Vote For 1</b>					
	Jason GRIFFITH	0 0.00%	0 0.00%	8 7.08%	8 7.08%
	Heather French HENRY	0 0.00%	0 0.00%	83 73.45%	83 73.45%
	Geoff SEBESTA	0 0.00%	0 0.00%	5 4.42%	5 4.42%
	Jason S. BELCHER	0 0.00%	0 0.00%	17 15.04%	17 15.04%
	<b>Cast Votes:</b>	0 0.00%	0 0.00%	113 95.76%	113 95.76%
	<b>Over Votes:</b>	0 0.00%	0 0.00%	0 0.00%	0 0.00%
	<b>Under Votes:</b>	0 0.00%	0 0.00%	5 4.24%	5 4.24%
<b>AUDITOR of PUBLIC ACCOUNTS, Vote For 1</b>					
	Drew CURTIS	0 0.00%	0 0.00%	15 14.71%	15 14.71%
	Sheri DONAHUE	0 0.00%	0 0.00%	44 43.14%	44 43.14%
	Chris TOBE	0 0.00%	0 0.00%	21 20.59%	21 20.59%
	Kelsey Hayes COOTS	0 0.00%	0 0.00%	22 21.57%	22 21.57%
	<b>Cast Votes:</b>	0 0.00%	0 0.00%	102 86.44%	102 86.44%
	<b>Over Votes:</b>	0 0.00%	0 0.00%	0 0.00%	0 0.00%
	<b>Under Votes:</b>	0 0.00%	0 0.00%	16 13.56%	16 13.56%
<b>STATE TREASURER, Vote For 1</b>					
	Josh MERS	0 0.00%	0 0.00%	31 31.63%	31 31.63%
	Michael BOWMAN	0 0.00%	0 0.00%	67 68.37%	67 68.37%
	<b>Cast Votes:</b>	0 0.00%	0 0.00%	98 83.05%	98 83.05%
	<b>Over Votes:</b>	0 0.00%	0 0.00%	0 0.00%	0 0.00%
	<b>Under Votes:</b>	0 0.00%	0 0.00%	20 16.95%	20 16.95%
<b>COMMISSIONER of AGRICULTURE, Vote For 1</b>					
	Joe TRIGG	0 0.00%	0 0.00%	45 44.12%	45 44.12%
	Robert Haley CONWAY	0 0.00%	0 0.00%	57 55.88%	57 55.88%
	<b>Cast Votes:</b>	0 0.00%	0 0.00%	102 86.44%	102 86.44%
	<b>Over Votes:</b>	0 0.00%	0 0.00%	0 0.00%	0 0.00%
	<b>Under Votes:</b>	0 0.00%	0 0.00%	16 13.56%	16 13.56%



**Precinct Report — Unofficial**  
**PRIMARY ELECTION HELD ON — OFFICIAL BALLOT FOR BULLITT COUNTY — May 21, 2019**

Page 85 of 96

05/21/2019 07:32 PM

Precincts Reporting 48 of 48 = 100.00%

Total Number of Voters : 10,236 of 0 = 0.00%

Party	Candidate	Absentee	Early 31 2019	Election	Total
-------	-----------	----------	---------------	----------	-------

**Precinct D107 (Ballots Cast: 323)**

**GOVERNOR and LIEUTENANT GOVERNOR, Vote For 1**

Robert GOFORTH Michael T. HOGAN	0	0.00%	0	0.00%	49	29.88%	49	29.88%
Ike LAWRENCE James Anthony ROSE	0	0.00%	0	0.00%	4	2.44%	4	2.44%
William E. WOODS Justin B. MILLER	0	0.00%	0	0.00%	10	6.10%	10	6.10%
Matthew G. BEVIN Ralph A. ALVARADO	0	0.00%	0	0.00%	101	61.59%	101	61.59%
<b>Cast Votes:</b>	0	0.00%	0	0.00%	164	98.20%	164	98.20%
<b>Over Votes:</b>	0	0.00%	0	0.00%	0	0.00%	0	0.00%
<b>Under Votes:</b>	0	0.00%	0	0.00%	3	1.80%	3	1.80%

**SECRETARY of STATE, Vote For 1**

Andrew ENGLISH	0	0.00%	0	0.00%	46	29.87%	46	29.87%
Stephen L. KNIPPER	0	0.00%	0	0.00%	26	16.88%	26	16.88%
Carl NETT	0	0.00%	0	0.00%	29	18.83%	29	18.83%
Michael G. ADAMS	0	0.00%	0	0.00%	53	34.42%	53	34.42%
<b>Cast Votes:</b>	0	0.00%	0	0.00%	154	92.22%	154	92.22%
<b>Over Votes:</b>	0	0.00%	0	0.00%	0	0.00%	0	0.00%
<b>Under Votes:</b>	0	0.00%	0	0.00%	13	7.78%	13	7.78%

**ATTORNEY GENERAL, Vote For 1**

Wil SCHRODER	0	0.00%	0	0.00%	77	48.43%	77	48.43%
Daniel CAMERON	0	0.00%	0	0.00%	82	51.57%	82	51.57%
<b>Cast Votes:</b>	0	0.00%	0	0.00%	159	95.21%	159	95.21%
<b>Over Votes:</b>	0	0.00%	0	0.00%	0	0.00%	0	0.00%
<b>Under Votes:</b>	0	0.00%	0	0.00%	8	4.79%	8	4.79%

**COMMISSIONER of AGRICULTURE, Vote For 1**

Ryan F. QUARLES	0	0.00%	0	0.00%	142	90.45%	142	90.45%
Bill POLYNIK	0	0.00%	0	0.00%	15	9.55%	15	9.55%
<b>Cast Votes:</b>	0	0.00%	0	0.00%	157	94.01%	157	94.01%
<b>Over Votes:</b>	0	0.00%	0	0.00%	0	0.00%	0	0.00%
<b>Under Votes:</b>	0	0.00%	0	0.00%	10	5.99%	10	5.99%

**GOVERNOR and LIEUTENANT GOVERNOR, Vote For 1**

Andy BESHEAR Jacqueline COLEMAN	0	0.00%	0	0.00%	61	39.35%	61	39.35%
Adam H. EDELEN Gill HOLLAND	0	0.00%	0	0.00%	51	32.90%	51	32.90%
Geoffrey M."Geoff" YOUNG Joshua N. "Josh" FRENCH	0	0.00%	0	0.00%	6	3.87%	6	3.87%
Rocky ADKINS Stephanie HORNE	0	0.00%	0	0.00%	37	23.87%	37	23.87%
<b>Cast Votes:</b>	0	0.00%	0	0.00%	155	99.36%	155	99.36%
<b>Over Votes:</b>	0	0.00%	0	0.00%	0	0.00%	0	0.00%
<b>Under Votes:</b>	0	0.00%	0	0.00%	1	0.64%	1	0.64%



**Precinct Report — Unofficial**  
**PRIMARY ELECTION HELD ON — OFFICIAL BALLOT FOR BULLITT COUNTY — May 21, 2019**

Total Number of Voters : 10,236 of 0 = 0.00%

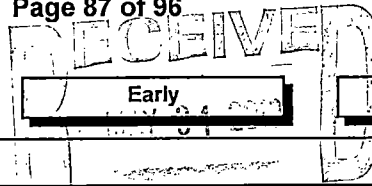
Party	Candidate	Absentee		Early		Election		Total	
<b>Precinct D107 (Ballots Cast: 323)</b>									
<b>SECRETARY of STATE, Vote For 1</b>									
	Jason GRIFFITH	0	0.00%	0	0.00%	14	9.15%	14	9.15%
	Heather French HENRY	0	0.00%	0	0.00%	122	79.74%	122	79.74%
	Geoff SEBESTA	0	0.00%	0	0.00%	1	0.65%	1	0.65%
	Jason S. BELCHER	0	0.00%	0	0.00%	16	10.46%	16	10.46%
	<b>Cast Votes:</b>	0	0.00%	0	0.00%	153	98.08%	153	98.08%
	<b>Over Votes:</b>	0	0.00%	0	0.00%	0	0.00%	0	0.00%
	<b>Under Votes:</b>	0	0.00%	0	0.00%	3	1.92%	3	1.92%
<b>AUDITOR of PUBLIC ACCOUNTS, Vote For 1</b>									
	Drew CURTIS	0	0.00%	0	0.00%	14	10.29%	14	10.29%
	Sheri DONAHUE	0	0.00%	0	0.00%	63	46.32%	63	46.32%
	Chris TOBE	0	0.00%	0	0.00%	25	18.38%	25	18.38%
	Kelsey Hayes COOTS	0	0.00%	0	0.00%	34	25.00%	34	25.00%
	<b>Cast Votes:</b>	0	0.00%	0	0.00%	136	87.18%	136	87.18%
	<b>Over Votes:</b>	0	0.00%	0	0.00%	0	0.00%	0	0.00%
	<b>Under Votes:</b>	0	0.00%	0	0.00%	20	12.82%	20	12.82%
<b>STATE TREASURER, Vote For 1</b>									
	Josh MERS	0	0.00%	0	0.00%	40	29.85%	40	29.85%
	Michael BOWMAN	0	0.00%	0	0.00%	94	70.15%	94	70.15%
	<b>Cast Votes:</b>	0	0.00%	0	0.00%	134	85.90%	134	85.90%
	<b>Over Votes:</b>	0	0.00%	0	0.00%	0	0.00%	0	0.00%
	<b>Under Votes:</b>	0	0.00%	0	0.00%	22	14.10%	22	14.10%
<b>COMMISSIONER of AGRICULTURE, Vote For 1</b>									
	Joe TRIGG	0	0.00%	0	0.00%	50	35.97%	50	35.97%
	Robert Haley CONWAY	0	0.00%	0	0.00%	89	64.03%	89	64.03%
	<b>Cast Votes:</b>	0	0.00%	0	0.00%	139	89.10%	139	89.10%
	<b>Over Votes:</b>	0	0.00%	0	0.00%	0	0.00%	0	0.00%
	<b>Under Votes:</b>	0	0.00%	0	0.00%	17	10.90%	17	10.90%

**RECEIVED**  
MAY 31 2019  
BY: \_\_\_\_\_

**Precinct Report — Unofficial**  
**PRIMARY ELECTION HELD ON — OFFICIAL BALLOT FOR BULLITT COUNTY — May 21, 2019**

Total Number of Voters : 10,236 of 0 = 0.00%

Precincts Reporting 48 of 48 = 100.00%



Party	Candidate	Absentee	Early	Election	Total
<b>Precinct D108 (Ballots Cast: 188)</b>					
<b>GOVERNOR and LIEUTENANT GOVERNOR, Vote For 1</b>					
	Robert GOFORTH Michael T. HOGAN	0 0.00%	0 0.00%	32 39.02%	32 39.02%
	Ike LAWRENCE James Anthony ROSE	0 0.00%	0 0.00%	2 2.44%	2 2.44%
	William E. WOODS Justin B. MILLER	0 0.00%	0 0.00%	2 2.44%	2 2.44%
	Matthew G. BEVIN Ralph A. ALVARADO	0 0.00%	0 0.00%	46 56.10%	46 56.10%
	<b>Cast Votes:</b>	0 0.00%	0 0.00%	82 98.80%	82 98.80%
	<b>Over Votes:</b>	0 0.00%	0 0.00%	0 0.00%	0 0.00%
	<b>Under Votes:</b>	0 0.00%	0 0.00%	1 1.20%	1 1.20%
<b>SECRETARY of STATE, Vote For 1</b>					
	Andrew ENGLISH	0 0.00%	0 0.00%	26 35.14%	26 35.14%
	Stephen L. KNIPPER	0 0.00%	0 0.00%	10 13.51%	10 13.51%
	Carl NETT	0 0.00%	0 0.00%	15 20.27%	15 20.27%
	Michael G. ADAMS	0 0.00%	0 0.00%	23 31.08%	23 31.08%
	<b>Cast Votes:</b>	0 0.00%	0 0.00%	74 89.16%	74 89.16%
	<b>Over Votes:</b>	0 0.00%	0 0.00%	0 0.00%	0 0.00%
	<b>Under Votes:</b>	0 0.00%	0 0.00%	9 10.84%	9 10.84%
<b>ATTORNEY GENERAL, Vote For 1</b>					
	Wil SCHRODER	0 0.00%	0 0.00%	27 35.06%	27 35.06%
	Daniel CAMERON	0 0.00%	0 0.00%	50 64.94%	50 64.94%
	<b>Cast Votes:</b>	0 0.00%	0 0.00%	77 92.77%	77 92.77%
	<b>Over Votes:</b>	0 0.00%	0 0.00%	0 0.00%	0 0.00%
	<b>Under Votes:</b>	0 0.00%	0 0.00%	6 7.23%	6 7.23%
<b>COMMISSIONER of AGRICULTURE, Vote For 1</b>					
	Ryan F. QUARLES	0 0.00%	0 0.00%	62 82.67%	62 82.67%
	Bill POLYNIK	0 0.00%	0 0.00%	13 17.33%	13 17.33%
	<b>Cast Votes:</b>	0 0.00%	0 0.00%	75 90.36%	75 90.36%
	<b>Over Votes:</b>	0 0.00%	0 0.00%	0 0.00%	0 0.00%
	<b>Under Votes:</b>	0 0.00%	0 0.00%	8 9.64%	8 9.64%
<b>GOVERNOR and LIEUTENANT GOVERNOR, Vote For 1</b>					
	Andy BESHEAR Jacqueline COLEMAN	0 0.00%	0 0.00%	38 36.54%	38 36.54%
	Adam H. EDELEN Gill HOLLAND	0 0.00%	0 0.00%	41 39.42%	41 39.42%
	Geoffrey M. "Geoff" YOUNG Joshua N. "Josh" FRENCH	0 0.00%	0 0.00%	1 0.96%	1 0.96%
	Rocky ADKINS Stephanie HORNE	0 0.00%	0 0.00%	24 23.08%	24 23.08%
	<b>Cast Votes:</b>	0 0.00%	0 0.00%	104 99.05%	104 99.05%
	<b>Over Votes:</b>	0 0.00%	0 0.00%	0 0.00%	0 0.00%
	<b>Under Votes:</b>	0 0.00%	0 0.00%	1 0.95%	1 0.95%

**Precinct Report — Unofficial**  
**PRIMARY ELECTION HELD ON — OFFICIAL BALLOT FOR BULLITT COUNTY — May 21, 2019**

Total Number of Voters : 10,236 of 0 = 0.00%

Precincts Reporting 48 of 48 = 100.00%

Party	Candidate	Absentee	Early	Election	Total
<b>Precinct D108 (Ballots Cast: 188)</b>					
<b>SECRETARY of STATE, Vote For 1</b>					
	Jason GRIFFITH	0 0.00%	0 0.00%	12 11.76%	12 11.76%
	Heather French HENRY	0 0.00%	0 0.00%	78 76.47%	78 76.47%
	Geoff SEBESTA	0 0.00%	0 0.00%	2 1.96%	2 1.96%
	Jason S. BELCHER	0 0.00%	0 0.00%	10 9.80%	10 9.80%
	<b>Cast Votes:</b>	0 0.00%	0 0.00%	102 97.14%	102 97.14%
	<b>Over Votes:</b>	0 0.00%	0 0.00%	0 0.00%	0 0.00%
	<b>Under Votes:</b>	0 0.00%	0 0.00%	3 2.86%	3 2.86%
<b>AUDITOR of PUBLIC ACCOUNTS, Vote For 1</b>					
	Drew CURTIS	0 0.00%	0 0.00%	15 16.13%	15 16.13%
	Sheri DONAHUE	0 0.00%	0 0.00%	42 45.16%	42 45.16%
	Chris TOBE	0 0.00%	0 0.00%	17 18.28%	17 18.28%
	Kelsey Hayes COOTS	0 0.00%	0 0.00%	19 20.43%	19 20.43%
	<b>Cast Votes:</b>	0 0.00%	0 0.00%	93 88.57%	93 88.57%
	<b>Over Votes:</b>	0 0.00%	0 0.00%	0 0.00%	0 0.00%
	<b>Under Votes:</b>	0 0.00%	0 0.00%	12 11.43%	12 11.43%
<b>STATE TREASURER, Vote For 1</b>					
	Josh MERS	0 0.00%	0 0.00%	31 35.23%	31 35.23%
	Michael BOWMAN	0 0.00%	0 0.00%	57 64.77%	57 64.77%
	<b>Cast Votes:</b>	0 0.00%	0 0.00%	88 83.81%	88 83.81%
	<b>Over Votes:</b>	0 0.00%	0 0.00%	0 0.00%	0 0.00%
	<b>Under Votes:</b>	0 0.00%	0 0.00%	17 16.19%	17 16.19%
<b>COMMISSIONER of AGRICULTURE, Vote For 1</b>					
	Joe TRIGG	0 0.00%	0 0.00%	52 57.78%	52 57.78%
	Robert Haley CONWAY	0 0.00%	0 0.00%	38 42.22%	38 42.22%
	<b>Cast Votes:</b>	0 0.00%	0 0.00%	90 85.71%	90 85.71%
	<b>Over Votes:</b>	0 0.00%	0 0.00%	0 0.00%	0 0.00%
	<b>Under Votes:</b>	0 0.00%	0 0.00%	15 14.29%	15 14.29%

**RECEIVED**  
 MAY 31 2019

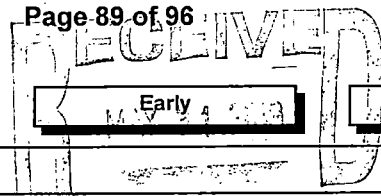
**Precinct Report — Unofficial**  
**PRIMARY ELECTION HELD ON — OFFICIAL BALLOT FOR BULLITT COUNTY — May 21, 2019**

Page 89 of 96

05/21/2019 07:32 PM

Total Number of Voters : 10,236 of 0 = 0.00%

Precincts Reporting 48 of 48 = 100.00%



Party	Candidate	Absentee	Early	Election	Total
-------	-----------	----------	-------	----------	-------

**Precinct D110 (Ballots Cast: 371)**

**GOVERNOR and LIEUTENANT GOVERNOR, Vote For 1**

Robert GOFORTH Michael T. HOGAN	0	0.00%	0	0.00%	60	32.97%	60	32.97%
Ike LAWRENCE James Anthony ROSE	0	0.00%	0	0.00%	7	3.85%	7	3.85%
William E. WOODS Justin B. MILLER	0	0.00%	0	0.00%	11	6.04%	11	6.04%
Matthew G. BEVIN Ralph A. ALVARADO	0	0.00%	0	0.00%	104	57.14%	104	57.14%
<b>Cast Votes:</b>	0	0.00%	0	0.00%	182	99.45%	182	99.45%
<b>Over Votes:</b>	0	0.00%	0	0.00%	0	0.00%	0	0.00%
<b>Under Votes:</b>	0	0.00%	0	0.00%	1	0.55%	1	0.55%

**SECRETARY of STATE, Vote For 1**

Andrew ENGLISH	0	0.00%	0	0.00%	52	32.10%	52	32.10%
Stephen L. KNIPPER	0	0.00%	0	0.00%	24	14.81%	24	14.81%
Carl NETT	0	0.00%	0	0.00%	36	22.22%	36	22.22%
Michael G. ADAMS	0	0.00%	0	0.00%	50	30.86%	50	30.86%
<b>Cast Votes:</b>	0	0.00%	0	0.00%	162	88.52%	162	88.52%
<b>Over Votes:</b>	0	0.00%	0	0.00%	0	0.00%	0	0.00%
<b>Under Votes:</b>	0	0.00%	0	0.00%	21	11.48%	21	11.48%

**ATTORNEY GENERAL, Vote For 1**

Wil SCHRODER	0	0.00%	0	0.00%	56	33.73%	56	33.73%
Daniel CAMERON	0	0.00%	0	0.00%	110	66.27%	110	66.27%
<b>Cast Votes:</b>	0	0.00%	0	0.00%	166	90.71%	166	90.71%
<b>Over Votes:</b>	0	0.00%	0	0.00%	0	0.00%	0	0.00%
<b>Under Votes:</b>	0	0.00%	0	0.00%	17	9.29%	17	9.29%

**COMMISSIONER of AGRICULTURE, Vote For 1**

Ryan F. QUARLES	0	0.00%	0	0.00%	138	83.13%	138	83.13%
Bill POLYNIK	0	0.00%	0	0.00%	28	16.87%	28	16.87%
<b>Cast Votes:</b>	0	0.00%	0	0.00%	166	90.71%	166	90.71%
<b>Over Votes:</b>	0	0.00%	0	0.00%	0	0.00%	0	0.00%
<b>Under Votes:</b>	0	0.00%	0	0.00%	17	9.29%	17	9.29%

**GOVERNOR and LIEUTENANT GOVERNOR, Vote For 1**

Andy BESHEAR Jacqueline COLEMAN	0	0.00%	0	0.00%	93	50.00%	93	50.00%
Adam H. EDELEN Gill HOLLAND	0	0.00%	0	0.00%	53	28.49%	53	28.49%
Geoffrey M. "Geoff" YOUNG Joshua N. "Josh" FRENCH	0	0.00%	0	0.00%	2	1.08%	2	1.08%
Rocky ADKINS Stephanie HORNE	0	0.00%	0	0.00%	38	20.43%	38	20.43%
<b>Cast Votes:</b>	0	0.00%	0	0.00%	186	98.94%	186	98.94%
<b>Over Votes:</b>	0	0.00%	0	0.00%	0	0.00%	0	0.00%
<b>Under Votes:</b>	0	0.00%	0	0.00%	2	1.06%	2	1.06%

**Precinct Report — Unofficial**  
**PRIMARY ELECTION HELD ON — OFFICIAL BALLOT FOR BULLITT COUNTY — May 21, 2019**

Total Number of Voters : 10,236 of 0 = 0.00%

Precincts Reporting 48 of 48 = 100.00%

Party	Candidate	Absentee		Early		Election		Total	
<b>Precinct D110 (Ballots Cast: 371)</b>									
<b>SECRETARY of STATE, Vote For 1</b>									
	Jason GRIFFITH	0	0.00%	0	0.00%	16	8.74%	16	8.74%
	Heather French HENRY	0	0.00%	0	0.00%	149	81.42%	149	81.42%
	Geoff SEBESTA	0	0.00%	0	0.00%	1	0.55%	1	0.55%
	Jason S. BELCHER	0	0.00%	0	0.00%	17	9.29%	17	9.29%
	<b>Cast Votes:</b>	0	0.00%	0	0.00%	183	97.34%	183	97.34%
	<b>Over Votes:</b>	0	0.00%	0	0.00%	0	0.00%	0	0.00%
	<b>Under Votes:</b>	0	0.00%	0	0.00%	5	2.66%	5	2.66%
<b>AUDITOR of PUBLIC ACCOUNTS, Vote For 1</b>									
	Drew CURTIS	0	0.00%	0	0.00%	13	8.13%	13	8.13%
	Sheri DONAHUE	0	0.00%	0	0.00%	75	46.88%	75	46.88%
	Chris TOBE	0	0.00%	0	0.00%	35	21.88%	35	21.88%
	Kelsey Hayes COOTS	0	0.00%	0	0.00%	37	23.13%	37	23.13%
	<b>Cast Votes:</b>	0	0.00%	0	0.00%	160	85.11%	160	85.11%
	<b>Over Votes:</b>	0	0.00%	0	0.00%	0	0.00%	0	0.00%
	<b>Under Votes:</b>	0	0.00%	0	0.00%	28	14.89%	28	14.89%
<b>STATE TREASURER, Vote For 1</b>									
	Josh MERS	0	0.00%	0	0.00%	43	27.22%	43	27.22%
	Michael BOWMAN	0	0.00%	0	0.00%	115	72.78%	115	72.78%
	<b>Cast Votes:</b>	0	0.00%	0	0.00%	158	84.04%	158	84.04%
	<b>Over Votes:</b>	0	0.00%	0	0.00%	0	0.00%	0	0.00%
	<b>Under Votes:</b>	0	0.00%	0	0.00%	30	15.96%	30	15.96%
<b>COMMISSIONER of AGRICULTURE, Vote For 1</b>									
	Joe TRIGG	0	0.00%	0	0.00%	76	45.78%	76	45.78%
	Robert Haley CONWAY	0	0.00%	0	0.00%	90	54.22%	90	54.22%
	<b>Cast Votes:</b>	0	0.00%	0	0.00%	166	88.30%	166	88.30%
	<b>Over Votes:</b>	0	0.00%	0	0.00%	0	0.00%	0	0.00%
	<b>Under Votes:</b>	0	0.00%	0	0.00%	22	11.70%	22	11.70%


**RECEIVED**  
 MAY 21 2019  
 BY: \_\_\_\_\_

**Precinct Report — Unofficial**  
**PRIMARY ELECTION HELD ON — OFFICIAL BALLOT FOR BULLITT COUNTY — May 21, 2019**

Total Number of Voters : 10,236 of 0 = 0.00%

Precincts Reporting 48 of 48 = 100.00%

Party	Candidate	Absentee	Early	Election	Total
<b>Precinct D111 (Ballots Cast: 147)</b>					
<b>GOVERNOR and LIEUTENANT GOVERNOR, Vote For 1</b>					
	Robert GOFORTH Michael T. HOGAN	0 0.00%	0 0.00%	20 30.30%	20 30.30%
	Ike LAWRENCE James Anthony ROSE	0 0.00%	0 0.00%	4 6.06%	4 6.06%
	William E. WOODS Justin B. MILLER	0 0.00%	0 0.00%	3 4.55%	3 4.55%
	Matthew G. BEVIN Ralph A. ALVARADO	0 0.00%	0 0.00%	39 59.09%	39 59.09%
	<b>Cast Votes:</b>	0 0.00%	0 0.00%	66 100.00%	66 100.00%
	<b>Over Votes:</b>	0 0.00%	0 0.00%	0 0.00%	0 0.00%
	<b>Under Votes:</b>	0 0.00%	0 0.00%	0 0.00%	0 0.00%
<b>SECRETARY of STATE, Vote For 1</b>					
	Andrew ENGLISH	0 0.00%	0 0.00%	12 19.67%	12 19.67%
	Stephen L. KNIPPER	0 0.00%	0 0.00%	18 29.51%	18 29.51%
	Carl NETT	0 0.00%	0 0.00%	12 19.67%	12 19.67%
	Michael G. ADAMS	0 0.00%	0 0.00%	19 31.15%	19 31.15%
	<b>Cast Votes:</b>	0 0.00%	0 0.00%	61 92.42%	61 92.42%
	<b>Over Votes:</b>	0 0.00%	0 0.00%	0 0.00%	0 0.00%
	<b>Under Votes:</b>	0 0.00%	0 0.00%	5 7.58%	5 7.58%
<b>ATTORNEY GENERAL, Vote For 1</b>					
	Wil SCHRODER	0 0.00%	0 0.00%	30 46.88%	30 46.88%
	Daniel CAMERON	0 0.00%	0 0.00%	34 53.13%	34 53.13%
	<b>Cast Votes:</b>	0 0.00%	0 0.00%	64 96.97%	64 96.97%
	<b>Over Votes:</b>	0 0.00%	0 0.00%	0 0.00%	0 0.00%
	<b>Under Votes:</b>	0 0.00%	0 0.00%	2 3.03%	2 3.03%
<b>COMMISSIONER of AGRICULTURE, Vote For 1</b>					
	Ryan F. QUARLES	0 0.00%	0 0.00%	53 82.81%	53 82.81%
	Bill POLYNIK	0 0.00%	0 0.00%	11 17.19%	11 17.19%
	<b>Cast Votes:</b>	0 0.00%	0 0.00%	64 96.97%	64 96.97%
	<b>Over Votes:</b>	0 0.00%	0 0.00%	0 0.00%	0 0.00%
	<b>Under Votes:</b>	0 0.00%	0 0.00%	2 3.03%	2 3.03%
<b>GOVERNOR and LIEUTENANT GOVERNOR, Vote For 1</b>					
	Andy BESHEAR Jacqueline COLEMAN	0 0.00%	0 0.00%	43 53.75%	43 53.75%
	Adam H. EDELEN Gill HOLLAND	0 0.00%	0 0.00%	19 23.75%	19 23.75%
	Geoffrey M. "Geoff" YOUNG Joshua N. "Josh" FRENCH	0 0.00%	0 0.00%	1 1.25%	1 1.25%
	Rocky ADKINS Stephanie HORNE	0 0.00%	0 0.00%	17 21.25%	17 21.25%
	<b>Cast Votes:</b>	0 0.00%	0 0.00%	80 98.77%	80 98.77%
	<b>Over Votes:</b>	0 0.00%	0 0.00%	0 0.00%	0 0.00%
	<b>Under Votes:</b>	0 0.00%	0 0.00%	1 1.23%	1 1.23%



**Precinct Report — Unofficial**  
**PRIMARY ELECTION HELD ON — OFFICIAL BALLOT FOR BULLITT COUNTY — May 21, 2019**

Total Number of Voters : 10,236 of 0 = 0.00%

Precincts Reporting 48 of 48 = 100.00%

Party	Candidate	Absentee		Early		Election		Total	
<b>Precinct D111 (Ballots Cast: 147)</b>									
<b>SECRETARY of STATE, Vote For 1</b>									
	Jason GRIFFITH	0	0.00%	0	0.00%	9	12.16%	9	12.16%
	Heather French HENRY	0	0.00%	0	0.00%	56	75.68%	56	75.68%
	Geoff SEBESTA	0	0.00%	0	0.00%	0	0.00%	0	0.00%
	Jason S. BELCHER	0	0.00%	0	0.00%	9	12.16%	9	12.16%
	<b>Cast Votes:</b>	0	0.00%	0	0.00%	74	91.36%	74	91.36%
	<b>Over Votes:</b>	0	0.00%	0	0.00%	0	0.00%	0	0.00%
	<b>Under Votes:</b>	0	0.00%	0	0.00%	7	8.64%	7	8.64%
<b>AUDITOR of PUBLIC ACCOUNTS, Vote For 1</b>									
	Drew CURTIS	0	0.00%	0	0.00%	9	12.86%	9	12.86%
	Sheri DONAHUE	0	0.00%	0	0.00%	33	47.14%	33	47.14%
	Chris TOBE	0	0.00%	0	0.00%	10	14.29%	10	14.29%
	Kelsey Hayes COOTS	0	0.00%	0	0.00%	18	25.71%	18	25.71%
	<b>Cast Votes:</b>	0	0.00%	0	0.00%	70	86.42%	70	86.42%
	<b>Over Votes:</b>	0	0.00%	0	0.00%	0	0.00%	0	0.00%
	<b>Under Votes:</b>	0	0.00%	0	0.00%	11	13.58%	11	13.58%
<b>STATE TREASURER, Vote For 1</b>									
	Josh MERS	0	0.00%	0	0.00%	22	32.35%	22	32.35%
	Michael BOWMAN	0	0.00%	0	0.00%	46	67.65%	46	67.65%
	<b>Cast Votes:</b>	0	0.00%	0	0.00%	68	83.95%	68	83.95%
	<b>Over Votes:</b>	0	0.00%	0	0.00%	0	0.00%	0	0.00%
	<b>Under Votes:</b>	0	0.00%	0	0.00%	13	16.05%	13	16.05%
<b>COMMISSIONER of AGRICULTURE, Vote For 1</b>									
	Joe TRIGG	0	0.00%	0	0.00%	26	37.14%	26	37.14%
	Robert Haley CONWAY	0	0.00%	0	0.00%	44	62.86%	44	62.86%
	<b>Cast Votes:</b>	0	0.00%	0	0.00%	70	86.42%	70	86.42%
	<b>Over Votes:</b>	0	0.00%	0	0.00%	0	0.00%	0	0.00%
	<b>Under Votes:</b>	0	0.00%	0	0.00%	11	13.58%	11	13.58%

**RECEIVED**  
 MAY 31 2019

**Precinct Report — Unofficial**  
**PRIMARY ELECTION HELD ON — OFFICIAL BALLOT FOR BULLITT COUNTY — May 21, 2019**

Total Number of Voters : 10,236 of 0 = 0.00%

Precincts Reporting 48 of 48 = 100.00%


Party	Candidate	Absentee	Early	Election	Total
<b>Precinct D113 (Ballots Cast: 63)</b>					
<b>GOVERNOR and LIEUTENANT GOVERNOR, Vote For 1</b>					
	Robert GOFORTH Michael T. HOGAN	0 0.00%	0 0.00%	15 45.45%	15 45.45%
	Ike LAWRENCE James Anthony ROSE	0 0.00%	0 0.00%	1 3.03%	1 3.03%
	William E. WOODS Justin B. MILLER	0 0.00%	0 0.00%	3 9.09%	3 9.09%
	Matthew G. BEVIN Ralph A. ALVARADO	0 0.00%	0 0.00%	14 42.42%	14 42.42%
	<b>Cast Votes:</b>	0 0.00%	0 0.00%	33 100.00%	33 100.00%
	<b>Over Votes:</b>	0 0.00%	0 0.00%	0 0.00%	0 0.00%
	<b>Under Votes:</b>	0 0.00%	0 0.00%	0 0.00%	0 0.00%
<b>SECRETARY of STATE, Vote For 1</b>					
	Andrew ENGLISH	0 0.00%	0 0.00%	9 31.03%	9 31.03%
	Stephen L. KNIPPER	0 0.00%	0 0.00%	4 13.79%	4 13.79%
	Carl NETT	0 0.00%	0 0.00%	10 34.48%	10 34.48%
	Michael G. ADAMS	0 0.00%	0 0.00%	6 20.69%	6 20.69%
	<b>Cast Votes:</b>	0 0.00%	0 0.00%	29 87.88%	29 87.88%
	<b>Over Votes:</b>	0 0.00%	0 0.00%	0 0.00%	0 0.00%
	<b>Under Votes:</b>	0 0.00%	0 0.00%	4 12.12%	4 12.12%
<b>ATTORNEY GENERAL, Vote For 1</b>					
	Wil SCHRODER	0 0.00%	0 0.00%	13 43.33%	13 43.33%
	Daniel CAMERON	0 0.00%	0 0.00%	17 56.67%	17 56.67%
	<b>Cast Votes:</b>	0 0.00%	0 0.00%	30 90.91%	30 90.91%
	<b>Over Votes:</b>	0 0.00%	0 0.00%	0 0.00%	0 0.00%
	<b>Under Votes:</b>	0 0.00%	0 0.00%	3 9.09%	3 9.09%
<b>COMMISSIONER of AGRICULTURE, Vote For 1</b>					
	Ryan F. QUARLES	0 0.00%	0 0.00%	27 93.10%	27 93.10%
	Bill POLYNIAC	0 0.00%	0 0.00%	2 6.90%	2 6.90%
	<b>Cast Votes:</b>	0 0.00%	0 0.00%	29 87.88%	29 87.88%
	<b>Over Votes:</b>	0 0.00%	0 0.00%	0 0.00%	0 0.00%
	<b>Under Votes:</b>	0 0.00%	0 0.00%	4 12.12%	4 12.12%
<b>GOVERNOR and LIEUTENANT GOVERNOR, Vote For 1.</b>					
	Andy BESHEAR Jacqueline COLEMAN	0 0.00%	0 0.00%	16 53.33%	16 53.33%
	Adam H. EDELEN Gill HOLLAND	0 0.00%	0 0.00%	9 30.00%	9 30.00%
	Geoffrey M. "Geoff" YOUNG Joshua N. "Josh" FRENCH	0 0.00%	0 0.00%	2 6.67%	2 6.67%
	Rocky ADKINS Stephanie HORNE	0 0.00%	0 0.00%	3 10.00%	3 10.00%
	<b>Cast Votes:</b>	0 0.00%	0 0.00%	30 100.00%	30 100.00%
	<b>Over Votes:</b>	0 0.00%	0 0.00%	0 0.00%	0 0.00%
	<b>Under Votes:</b>	0 0.00%	0 0.00%	0 0.00%	0 0.00%



**Precinct Report — Unofficial**  
**PRIMARY ELECTION HELD ON — OFFICIAL BALLOT FOR BULLITT COUNTY — May 21, 2019**

Total Number of Voters : 10,236 of 0 = 0.00%

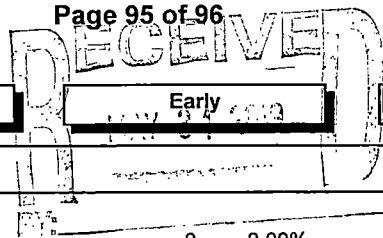
Party	Candidate	Absentee	Early	Election	Total
<b>Precinct D113 (Ballots Cast: 63)</b>					
<b>SECRETARY of STATE, Vote For 1</b>					
	Jason GRIFFITH	0 0.00%	0 0.00%	6 20.69%	6 20.69%
	Heather French HENRY	0 0.00%	0 0.00%	19 65.52%	19 65.52%
	Geoff SEBESTA	0 0.00%	0 0.00%	0 0.00%	0 0.00%
	Jason S. BELCHER	0 0.00%	0 0.00%	4 13.79%	4 13.79%
	<b>Cast Votes:</b>	0 0.00%	0 0.00%	29 96.67%	29 96.67%
	<b>Over Votes:</b>	0 0.00%	0 0.00%	0 0.00%	0 0.00%
	<b>Under Votes:</b>	0 0.00%	0 0.00%	1 3.33%	1 3.33%
<b>AUDITOR of PUBLIC ACCOUNTS, Vote For 1</b>					
	Drew CURTIS	0 0.00%	0 0.00%	4 14.29%	4 14.29%
	Sheri DONAHUE	0 0.00%	0 0.00%	10 35.71%	10 35.71%
	Chris TOBE	0 0.00%	0 0.00%	3 10.71%	3 10.71%
	Kelsey Hayes COOTS	0 0.00%	0 0.00%	11 39.29%	11 39.29%
	<b>Cast Votes:</b>	0 0.00%	0 0.00%	28 93.33%	28 93.33%
	<b>Over Votes:</b>	0 0.00%	0 0.00%	0 0.00%	0 0.00%
	<b>Under Votes:</b>	0 0.00%	0 0.00%	2 6.67%	2 6.67%
<b>STATE TREASURER, Vote For 1</b>					
	Josh MERS	0 0.00%	0 0.00%	13 48.15%	13 48.15%
	Michael BOWMAN	0 0.00%	0 0.00%	14 51.85%	14 51.85%
	<b>Cast Votes:</b>	0 0.00%	0 0.00%	27 90.00%	27 90.00%
	<b>Over Votes:</b>	0 0.00%	0 0.00%	0 0.00%	0 0.00%
	<b>Under Votes:</b>	0 0.00%	0 0.00%	3 10.00%	3 10.00%
<b>COMMISSIONER of AGRICULTURE, Vote For 1</b>					
	Joe TRIGG	0 0.00%	0 0.00%	13 46.43%	13 46.43%
	Robert Haley CONWAY	0 0.00%	0 0.00%	15 53.57%	15 53.57%
	<b>Cast Votes:</b>	0 0.00%	0 0.00%	28 93.33%	28 93.33%
	<b>Over Votes:</b>	0 0.00%	0 0.00%	0 0.00%	0 0.00%
	<b>Under Votes:</b>	0 0.00%	0 0.00%	2 6.67%	2 6.67%



**Precinct Report — Unofficial**  
**PRIMARY ELECTION HELD ON — OFFICIAL BALLOT FOR BULLITT COUNTY — May 21, 2019**

Total Number of Voters : 10,236 of 0 = 0.00%

Precincts Reporting 48 of 48 = 100.00%



Party	Candidate	Absentee	Early	Election	Total
<b>Precinct D114 (Ballots Cast: 67)</b>					
<b>GOVERNOR and LIEUTENANT GOVERNOR, Vote For 1</b>					
	Robert GOFORTH Michael T. HOGAN	0 0.00%	0 0.00%	12 38.71%	12 38.71%
	Ike LAWRENCE James Anthony ROSE	0 0.00%	0 0.00%	0 0.00%	0 0.00%
	William E. WOODS Justin B. MILLER	0 0.00%	0 0.00%	6 19.35%	6 19.35%
	Matthew G. BEVIN Ralph A. ALVARADO	0 0.00%	0 0.00%	13 41.94%	13 41.94%
	<b>Cast Votes:</b>	0 0.00%	0 0.00%	31 100.00%	31 100.00%
	<b>Over Votes:</b>	0 0.00%	0 0.00%	0 0.00%	0 0.00%
	<b>Under Votes:</b>	0 0.00%	0 0.00%	0 0.00%	0 0.00%
<b>SECRETARY of STATE, Vote For 1</b>					
	Andrew ENGLISH	0 0.00%	0 0.00%	6 20.00%	6 20.00%
	Stephen L. KNIPPER	0 0.00%	0 0.00%	7 23.33%	7 23.33%
	Carl NETT	0 0.00%	0 0.00%	8 26.67%	8 26.67%
	Michael G. ADAMS	0 0.00%	0 0.00%	9 30.00%	9 30.00%
	<b>Cast Votes:</b>	0 0.00%	0 0.00%	30 96.77%	30 96.77%
	<b>Over Votes:</b>	0 0.00%	0 0.00%	0 0.00%	0 0.00%
	<b>Under Votes:</b>	0 0.00%	0 0.00%	1 3.23%	1 3.23%
<b>ATTORNEY GENERAL, Vote For 1</b>					
	Wil SCHRODER	0 0.00%	0 0.00%	16 51.61%	16 51.61%
	Daniel CAMERON	0 0.00%	0 0.00%	15 48.39%	15 48.39%
	<b>Cast Votes:</b>	0 0.00%	0 0.00%	31 100.00%	31 100.00%
	<b>Over Votes:</b>	0 0.00%	0 0.00%	0 0.00%	0 0.00%
	<b>Under Votes:</b>	0 0.00%	0 0.00%	0 0.00%	0 0.00%
<b>COMMISSIONER of AGRICULTURE, Vote For 1</b>					
	Ryan F. QUARLES	0 0.00%	0 0.00%	30 100.00%	30 100.00%
	Bill POLYNYAK	0 0.00%	0 0.00%	0 0.00%	0 0.00%
	<b>Cast Votes:</b>	0 0.00%	0 0.00%	30 96.77%	30 96.77%
	<b>Over Votes:</b>	0 0.00%	0 0.00%	0 0.00%	0 0.00%
	<b>Under Votes:</b>	0 0.00%	0 0.00%	1 3.23%	1 3.23%
<b>GOVERNOR and LIEUTENANT GOVERNOR, Vote For 1</b>					
	Andy BESHEAR Jacqueline COLEMAN	0 0.00%	0 0.00%	17 47.22%	17 47.22%
	Adam H. EDELEN Gill HOLLAND	0 0.00%	0 0.00%	6 16.67%	6 16.67%
	Geoffrey M. "Geoff" YOUNG Joshua N. "Josh" FRENCH	0 0.00%	0 0.00%	1 2.78%	1 2.78%
	Rocky ADKINS Stephanie HORNE	0 0.00%	0 0.00%	12 33.33%	12 33.33%
	<b>Cast Votes:</b>	0 0.00%	0 0.00%	36 100.00%	36 100.00%
	<b>Over Votes:</b>	0 0.00%	0 0.00%	0 0.00%	0 0.00%
	<b>Under Votes:</b>	0 0.00%	0 0.00%	0 0.00%	0 0.00%

**Precinct Report — Unofficial**  
**PRIMARY ELECTION HELD ON — OFFICIAL BALLOT FOR BULLITT COUNTY — May 21, 2019**

Total Number of Voters : 10,236 of 0 = 0.00%

Precincts Reporting 48 of 48 = 100.00%

Party	Candidate	Absentee		Early		Election		Total	
<b>Precinct D114 (Ballots Cast: 67)</b>									
<b>SECRETARY of STATE, Vote For 1</b>									
	Jason GRIFFITH	0	0.00%	0	0.00%	4	11.11%	4	11.11%
	Heather French HENRY	0	0.00%	0	0.00%	24	66.67%	24	66.67%
	Geoff SEBESTA	0	0.00%	0	0.00%	2	5.56%	2	5.56%
	Jason S. BELCHER	0	0.00%	0	0.00%	6	16.67%	6	16.67%
	<b>Cast Votes:</b>	0	0.00%	0	0.00%	36	100.00%	36	100.00%
	<b>Over Votes:</b>	0	0.00%	0	0.00%	0	0.00%	0	0.00%
	<b>Under Votes:</b>	0	0.00%	0	0.00%	0	0.00%	0	0.00%
<b>AUDITOR of PUBLIC ACCOUNTS, Vote For 1</b>									
	Drew CURTIS	0	0.00%	0	0.00%	5	14.29%	5	14.29%
	Sheri DONAHUE	0	0.00%	0	0.00%	17	48.57%	17	48.57%
	Chris TOBE	0	0.00%	0	0.00%	4	11.43%	4	11.43%
	Kelsey Hayes COOTS	0	0.00%	0	0.00%	9	25.71%	9	25.71%
	<b>Cast Votes:</b>	0	0.00%	0	0.00%	35	97.22%	35	97.22%
	<b>Over Votes:</b>	0	0.00%	0	0.00%	0	0.00%	0	0.00%
	<b>Under Votes:</b>	0	0.00%	0	0.00%	1	2.78%	1	2.78%
<b>STATE TREASURER, Vote For 1</b>									
	Josh MERS	0	0.00%	0	0.00%	12	36.36%	12	36.36%
	Michael BOWMAN	0	0.00%	0	0.00%	21	63.64%	21	63.64%
	<b>Cast Votes:</b>	0	0.00%	0	0.00%	33	91.67%	33	91.67%
	<b>Over Votes:</b>	0	0.00%	0	0.00%	0	0.00%	0	0.00%
	<b>Under Votes:</b>	0	0.00%	0	0.00%	3	8.33%	3	8.33%
<b>COMMISSIONER of AGRICULTURE, Vote For 1</b>									
	Joe TRIGG	0	0.00%	0	0.00%	12	33.33%	12	33.33%
	Robert Haley CONWAY	0	0.00%	0	0.00%	24	66.67%	24	66.67%
	<b>Cast Votes:</b>	0	0.00%	0	0.00%	36	100.00%	36	100.00%
	<b>Over Votes:</b>	0	0.00%	0	0.00%	0	0.00%	0	0.00%
	<b>Under Votes:</b>	0	0.00%	0	0.00%	0	0.00%	0	0.00%

**RECEIVED**  
MAY 31 2019  
BY: \_\_\_\_\_