

	Absentee-Mail In	Absentee-Walk In	Absentee-Total	A101 West Somerset 5B	A102 Saline 11	A103 Nancy 15	A104 Harrison 17	A105 Som 3B Courthouse	A106 FireBrooke 11F	A108 Oak Hill 11	A110-Okolona 16	A111-Naomi East 44	A112-Naomi West 44	1st District SubTotal
	80	319	399	81	305	330	125	77	559	395	98	29	73	2,072
<b>Governor &amp; Lieutenant Governor</b>														
<b>(Republican)</b>														
Matthew G BEVIN Ralph A. ALVARADO	21	111	132	30	116	146	34	16	212	148	33	16	32	783
Robert GOFORTH Michael T. HOGAN	24	94	118	31	110	133	79	32	225	139	44	7	27	827
Ike LAWRENCE James Anthony ROSE	2	2	4	0	4	1	1	0	4	5	2	1	3	21
William E. WOODS Justin B. MILLER	2	4	6	1	4	3	1	2	11	3	0	0	2	27
<b>SECRETARY of STATE</b>														
<b>(Republican)</b>														
Michael G. ADAMS	25	103	128	26	98	117	62	25	198	129	37	8	34	734
Andrew ENGLISH	9	42	51	9	60	64	10	6	86	66	15	3	5	324
Stephen L. KNIPPER	10	35	45	11	30	36	13	7	72	36	13	6	7	231
Carl NETT	3	6	9	10	21	36	8	6	39	33	5	2	11	171
<b>ATTORNEY GENERAL</b>														
<b>(Republican)</b>														
Daniel CAMERON	35	119	154	33	126	176	66	25	249	171	43	9	46	944
Wil SCHRODER	12	76	88	23	93	86	32	20	161	100	30	12	16	573
<b>COMMISSIONER of AGRICULTURE</b>														
<b>(Republican)</b>														
Bill POLYNYAK	14	48	62	15	39	44	26	8	82	44	21	4	8	291
Ryan F. QUARLES	36	144	180	40	176	219	75	38	326	222	56	15	52	1,219

<b>2nd District SubTotal</b>															
B113 Norwood 42															
B112 Fall Branch 18															
B111 Estesburg 26															
B110 Eubank 25															
B109 Mt Zion 47															
B108 Som 3A Huffaker															
B107 Som 1 Courthouse															
B106 Buncombe 24															
B105 Science Hill Co 23															
B104 Science Hill City 22															
B103 Ansel 21															
B102 Hickory Nut 19															
B101 Girdler-12															
	123	65	108	118	248	177	116	172	135	228	120	182	49	1841	
<b>Governor &amp; Lieutenant Governor</b>															
<b>(Republican)</b>															
Matthew G BEVIN Ralph A. ALVARADO	52	29	44	47	103	77	28	61	59	96	42	75	16	729	
Robert GOFORTH Michael T. HOGAN	49	24	46	48	102	71	40	64	56	75	45	71	20	711	
Ike LAWRENCE James Anthony ROSE	2	3	1	1	1	1	2	1	0	5	3	1	0	21	
William E. WOODS Justin B. MILLER	2	0	8	0	4	3	7	4	3	6	0	1	1	39	
<b>SECRETARY of STATE</b>															
<b>(Republican)</b>															
Michael G. ADAMS	43	24	50	44	85	67	30	43	50	90	35	69	19	649	
Andrew ENGLISH	24	5	21	17	53	30	19	33	19	28	15	19	8	291	
Stephen L. KNIPPER	20	5	14	18	18	16	11	22	17	23	14	20	4	202	
Carl NETT	8	15	8	5	18	16	6	13	12	25	16	14	3	159	
<b>ATTORNEY GENERAL</b>															
<b>(Republican)</b>															
Daniel CAMERON	71	35	60	55	105	84	42	64	70	117	44	89	26	862	
Wil SCHRODER	30	18	33	33	80	58	27	55	39	57	39	50	8	527	
<b>COMMISSIONER of AGRICULTURE</b>															
<b>(Republican)</b>															
Bill POLYNYAK	22	5	19	25	31	28	13	14	24	36	13	15	5	250	
Ryan F. QUARLES	75	48	76	63	144	111	53	99	84	137	67	124	30	1111	

	C101 Som 2 City Hall	C102 Caney Fork 13	C103 Som 4A Rocky Hollow	C104 Som 4B Meece Middle	C105 Price 27	C106 Goodhope-Hazeldell 28	C110 Vaught 43	C111 Catron 31	C112 Dallas 45	C113 Som 3C Saddlebrook	3rd District SubTotal
	106	396	235	387	327	271	368	107	54	43	2,294
<b>Governor &amp; Lieutenant Governor</b>											
<b>(Republican)</b>											
Matthew G BEVIN Ralph A. ALVARADO	40	168	60	123	109	101	173	30	32	24	860
Robert GOFORTH Michael T. HOGAN	38	135	87	153	162	110	142	57	17	11	912
Ike LAWRENCE James Anthony ROSE	1	10	4	6	2	5	2	0	1	1	32
William E. WOODS Justin B. MILLER	1	3	4	6	5	4	2	2	3	0	30
<b>SECRETARY of STATE</b>											
<b>(Republican)</b>											
Michael G. ADAMS	39	127	63	124	122	103	132	42	20	11	783
Andrew ENGLISH	20	86	38	65	60	36	69	17	10	9	410
Stephen L. KNIPPER	6	34	23	35	38	28	47	13	14	1	239
Carl NETT	7	23	10	20	14	31	15	5	2	6	133
<b>ATTORNEY GENERAL</b>											
<b>(Republican)</b>											
Daniel CAMERON	45	181	90	145	139	156	181	52	33	24	1,046
Wil SCHRODER	29	117	51	117	109	51	109	27	16	7	633
<b>COMMISSIONER of AGRICULTURE</b>											
<b>(Republican)</b>											
Bill POLYNIAK	15	35	25	40	56	45	43	13	8	5	285
Ryan F. QUARLES	56	257	116	211	201	156	242	68	43	25	1,375

	D101 Som 5A Memorial	D102 Rush Branch 14	D103 Parker 9	D104 Mark 30	D105 Bourbon East 10E	D106 Mayfield 32	D107 Mt Victory 33	D108 Ferguson 8	D109 Colo 35	D110 Gilliland 40	D111 Som 5C Mall	D113 Som 5E Grand Central	D115 Som 6 South End	4th District SubTotal
	126	100	107	206	252	165	88	109	124	305	121	65	89	1,857
<b>Governor &amp; Lieutenant Governor</b>														
<b>(Republican)</b>														
	Matthew G BEVIN	Ralph A. ALVARADO												
	46	38	49	87	96	87	40	37	55	103	48	22	19	727
	Robert GOFORTH	Michael T. HOGAN												
	39	41	31	87	91	53	32	42	48	139	44	24	42	713
	Ike LAWRENCE	James Anthony ROSE												
	5	2	3	5	2	2	2	4	1	4	1	0	1	32
	William E. WOODS	Justin B. MILLER												
	1	2	2	2	1	3	0	3	1	7	4	1	1	28
<b>SECRETARY of STATE</b>														
<b>(Republican)</b>														
	Michael G. ADAMS													
	38	37	39	78	80	53	36	39	48	109	47	19	35	658
	Andrew ENGLISH													
	22	15	16	36	41	41	11	15	19	65	23	10	5	319
	Stephen L. KNIPPER													
	9	18	13	25	25	27	12	12	19	38	9	5	15	227
	Carl NETT													
	8	8	8	22	15	14	12	7	9	20	9	5	1	138
<b>ATTORNEY GENERAL</b>														
<b>(Republican)</b>														
	Daniel CAMERON													
	56	43	46	106	88	93	40	49	60	140	64	25	32	842
	Wil SCHRODER													
	30	38	32	57	85	46	34	30	40	101	32	17	27	569
<b>COMMISSIONER of AGRICULTURE</b>														
<b>(Republican)</b>														
	Bill POLYNIK													
	19	16	9	28	32	29	16	27	28	44	22	8	11	289
	Ryan F. QUARLES													
	62	63	70	134	135	110	57	52	68	190	70	34	44	1,089

	E101 Burnside City 36	E103 Burnside County 36A	E104 East Burnside County 36E	E105 Bourbon West 10W	E107 West Burnside Co 36W	E108 Gamblin 37	E109 Bronston North 38	E110 Som 5D Neighborhood	E111 Bronston South 38	E112 Sloans Valley 39	5th District SubTotal
	117	331	119	313	44	177	91	83	255	89	1,619
<b>Governor &amp; Lieutenant Governor</b>											
<b>(Republican)</b>											
Matthew G BEVIN Ralph A. ALVARADO	38	115	30	137	16	56	41	38	75	28	574
Robert GOFORTH Michael T. HOGAN	48	142	49	117	15	62	23	16	98	44	614
Ike LAWRENCE James Anthony ROSE	0	4	2	0	1	3	0	3	4	1	18
William E. WOODS Justin B. MILLER	1	8	2	5	0	6	2	1	4	3	32
<b>SECRETARY of STATE</b>											
<b>(Republican)</b>											
Michael G. ADAMS	36	120	42	110	12	65	37	28	81	40	571
Andrew ENGLISH	23	55	21	50	5	20	6	2	36	11	229
Stephen L. KNIPPER	13	36	9	51	6	14	9	9	31	12	190
Carl NETT	8	19	4	22	6	10	7	6	15	5	102
<b>ATTORNEY GENERAL</b>											
<b>(Republican)</b>											
Daniel CAMERON	45	161	52	152	14	79	31	34	98	39	705
Wil SCHRODER	36	84	27	96	15	36	26	18	73	32	443
<b>COMMISSIONER of AGRICULTURE</b>											
<b>(Republican)</b>											
Bill POLYNIAK	12	55	16	43	4	31	9	6	41	16	233
Ryan F. QUARLES	69	182	62	203	24	76	51	42	124	54	887

	Absentee-Total	1st District SubTotal	2nd District SubTotal	3rd District SubTotal	4th District SubTotal	5th District SubTotal	Pulaski County Total
	399	2,072	1,841	2,294	1,857	1,619	10,082
<b>Governor &amp; Lieutenant Governor</b>							
<b>(Republican)</b>							
Matthew G BEVIN Ralph A. ALVARADO	132	783	729	860	727	574	3,805
Robert GOFORTH Michael T. HOGAN	118	827	711	912	713	614	3,895
Ike LAWRENCE James Anthony ROSE	4	21	21	32	32	18	128
William E. WOODS Justin B. MILLER	6	27	39	30	28	32	162
<b>SECRETARY of STATE</b>							
<b>(Republican)</b>							
Michael G. ADAMS	128	734	649	783	658	571	3,523
Andrew ENGLISH	51	324	291	410	319	229	1,624
Stephen L. KNIPPER	45	231	202	239	227	190	1,134
Carl NETT	9	171	159	133	138	102	712
<b>ATTORNEY GENERAL</b>							
<b>(Republican)</b>							
Daniel CAMERON	154	944	862	1046	842	705	4,553
Wil SCHRODER	88	573	527	633	569	443	2,833
<b>COMMISSIONER of AGRICULTURE</b>							
<b>(Republican)</b>							
Bill POLYNIAK	62	291	250	285	289	233	1,410
Ryan F. QUARLES	180	1219	1111	1375	1089	887	5,861

	Absentee-Mail In	Absentee-Walk In	Absentee-Total	A101 West Somerset 5B	A102 Saline 11	A103 Nancy 15	A104 Harrison 17	A105 Som 3B Courthouse	A106 FireBrooke 11F	A108 Oak Hill 11	A110-Okolona 16	A111-Naomi East 44	A112-Naomi West 44	1st District SubTotal
<b>Governor &amp; Lieutenant Governor</b>														
<b>(Democrat)</b>														
Rocky ADKINS Stephanie HORNE	7	53	60	6	37	17	4	9	48	60	6	3	4	194
Andy BESHEAR Jacqueline COLEMAN	12	40	52	9	25	13	5	8	23	23	8	1	3	118
Adam H. EDELEN Gill HOLLAND	9	13	22	2	8	12	0	8	31	15	3	1	0	80
Geoffrey M. "Geoff YOUNG Joshua N. "Josh" FRENCH	0	0	0	1	1	1	0	2	1	0	0	0	0	6
<b>SECRETARY of STATE</b>														
<b>(Democrat)</b>														
Jason S. BELCHER	3	16	19	5	11	7	3	4	15	9	4	0	1	59
Jason GRIFFITH	3	14	17	0	6	5	1	1	13	10	2	0	0	38
Heather French HENRY	16	70	86	13	46	28	3	17	64	68	10	4	6	259
Geoff SEBESTA	2	1	3	0	1	0	0	2	2	0	0	0	0	5
<b>AUDITOR of PUBLIC ACCOUNTS</b>														
<b>(Democrat)</b>														
Kelsey Hayes COOTS	3	25	28	6	20	10	4	7	42	27	4	1	4	125
Drew CURTIS	4	16	20	4	6	7	0	2	7	6	4	0	1	37
Sheri DONAHUE	13	33	46	7	22	13	2	11	26	37	4	2	1	125
Chris TOBE	5	15	20	0	11	6	0	3	10	11	3	0	0	44
<b>STATE TREASURER</b>														
<b>(Democrat)</b>														
Michael BOWMAN	16	60	76	11	39	25	4	15	55	57	11	3	4	224
Josh MERS	7	25	32	5	18	11	1	6	25	18	5	0	2	91
<b>COMMISSIONER of AGRICULTURE</b>														
<b>(Democrat)</b>														
Robert Haley CONWAY	16	60	76	14	37	25	4	14	57	55	10	1	3	220
Joe TRIGG	8	24	32	2	22	14	3	9	27	22	6	2	3	110

	B101 Girdler-12	B102 Hickory Nur 19	B103 Ansel 21	B104 Science Hill City 22	B105 Science Hill Co 23	B106 Buncombe 24	B107 Som 1 Courthouse	B108 Som 3A Huffaker	B109 Mt Zion 47	B110 Eubank 25	B111 Estesburg 26	B112 Fall Branch 18	B113 Norwood 42	2nd District SubTotal
<b>Governor &amp; Lieutenant Governor</b>														
<b>(Democrat)</b>														
Rocky ADKINS Stephanie HORNE	4	3	3	7	13	9	15	22	4	14	10	10	7	121
Andy BESHEAR Jacqueline COLEMAN	9	2	5	7	11	4	13	9	7	15	9	10	4	105
Adam H. EDELEN Gill HOLLAND	5	3	1	7	12	9	9	11	2	15	11	12	1	98
Geoffrey M. "Geoff YOUNG Joshua N. "Josh" FRENCH	0	0	0	0	2	3	2	0	2	0	0	0	0	9
<b>SECRETARY of STATE</b>														
<b>(Democrat)</b>														
Jason S. BELCHER	1	1	3	2	2	1	7	7	2	3	2	2	1	34
Jason GRIFFITH	6	1	2	5	2	4	3	6	1	3	4	5	1	43
Heather French HENRY	10	5	4	14	28	17	23	27	9	35	23	21	9	225
Geoff SEBESTA	0	0	0	0	2	1	4	0	1	0	0	0	0	8
<b>AUDITOR of PUBLIC ACCOUNTS</b>														
<b>(Democrat)</b>														
Kelsey Hayes COOTS	8	2	4	6	11	5	16	12	4	10	8	8	6	100
Drew CURTIS	1	0	1	1	3	5	2	6	3	7	3	4	0	36
Sheri DONAHUE	2	5	2	9	10	4	11	9	4	13	12	14	1	96
Chris TOBE	5	0	1	2	6	5	4	9	2	6	6	1	1	48
<b>STATE TREASURER</b>														
<b>(Democrat)</b>														
Michael BOWMAN	13	6	7	13	19	11	19	21	7	25	22	18	4	185
Josh MERS	4	1	1	6	7	8	13	14	3	10	3	7	2	79
<b>COMMISSIONER of AGRICULTURE</b>														
<b>(Democrat)</b>														
Robert Haley CONWAY	8	4	4	12	16	10	15	22	6	21	15	17	4	154
Joe TRIGG	9	3	4	8	12	8	16	14	6	15	12	12	4	123
Page 11														



	C101 Som 2 City Hall	C102 Caney Fork 13	C103 Som 4A Rocky Hollow	C104 Som 4B Meece Middle	C105 Price 27	C106 Goodhope-Hazel dell 28	C110 Vaughn 43	C111 Carron 31	C112 Dallas 45	C113 Som 3C Saddlebrook	3rd District SubTotal
<b>Governor &amp; Lieutenant Governor</b>											
<b>(Democrat)</b>											
Rocky ADKINS Stephanie HORNE	8	33	24	42	17	24	25	7	0	4	184
Andy BESHEAR Jacqueline COLEMAN	8	21	26	38	19	14	15	10	0	2	153
Adam H. EDELEN Gill HOLLAND	10	23	29	15	10	12	6	1	1	1	108
Geoffrey M. "Geoff YOUNG Joshua N. "Josh" FRENCH	0	0	1	0	1	0	1	0	0	0	3
<b>SECRETARY of STATE</b>											
<b>(Democrat)</b>											
Jason S. BELCHER	4	11	11	7	3	8	6	4	1	0	55
Jason GRIFFITH	0	4	6	7	7	1	10	5	0	0	40
Heather French HENRY	20	54	52	72	26	37	30	9	0	5	305
Geoff SEBESTA	1	1	3	2	2	0	0	0	0	0	9
<b>AUDITOR of PUBLIC ACCOUNTS</b>											
<b>(Democrat)</b>											
Kelsey Hayes COOTS	9	27	24	26	17	15	19	4	0	1	142
Drew CURTIS	5	13	11	8	6	7	4	3	0	1	58
Sheri DONAHUE	7	22	22	36	10	10	13	5	1	2	128
Chris TOBE	4	3	12	8	4	8	5	3	0	1	48
<b>STATE TREASURER</b>											
<b>(Democrat)</b>											
Michael BOWMAN	14	43	37	63	29	33	33	13	1	3	269
Josh MERS	10	20	29	16	8	8	12	3	0	1	107
<b>COMMISSIONER of AGRICULTURE</b>											
<b>(Democrat)</b>											
Robert Haley CONWAY	16	44	43	51	23	28	30	10	1	2	248
Joe TRIGG	7	20	26	30	14	13	14	5	0	2	131
Page 12											

	D101 Som 5A Memorial	D102 Rush Branch 14	D103 Parker 9	D104 Mark 30	D105 Bourbon East 10E	D106 Mayfield 32	D107 Mt Victory 33	D108 Ferguson 8	D109 Colo 35	D110 Gilliland 40	D111 Som 5C Mail	D113 Som 5E Grand Central	D115 Som 6 South End	4th District SubTotal
<b>Governor &amp; Lieutenant Governor</b>														
<b>(Democrat)</b>														
Rocky ADKINS Stephanie HORNE	11	5	5	15	15	6	5	10	8	24	9	8	9	130
Andy BESHEAR Jacqueline COLEMAN	13	4	13	2	25	7	6	9	4	14	6	6	7	116
Adam H. EDELEN Gill HOLLAND	11	8	3	5	20	5	2	3	7	13	3	4	9	93
Geoffrey M. "Geoff YOUNG Joshua N. "Josh" FRENCH	0	0	0	0	1	0	0	0	0	1	1	0	1	4
<b>SECRETARY of STATE</b>														
<b>(Democrat)</b>														
Jason S. BELCHER	5	2	4	4	7	1	2	1	4	9	4	4	2	49
Jason GRIFFITH	6	5	5	3	6	4	0	2	2	4	4	1	3	45
Heather French HENRY	23	10	12	8	43	10	8	19	13	36	10	13	16	221
Geoff SEBESTA	0	0	0	1	5	0	1	0	0	0	1	0	3	11
<b>AUDITOR of PUBLIC ACCOUNTS</b>														
<b>(Democrat)</b>														
Kelsey Hayes COOTS	3	3	6	7	18	6	3	6	5	15	10	10	10	102
Drew CURTIS	6	2	3	0	7	3	2	3	4	7	1	1	2	41
Sheri DONAHUE	19	10	5	4	19	4	3	7	6	21	7	3	6	114
Chris TOBE	4	0	6	5	9	1	1	2	1	3	1	1	6	40
<b>STATE TREASURER</b>														
<b>(Democrat)</b>														
Michael BOWMAN	22	12	13	7	30	13	7	10	12	31	11	12	16	196
Josh MERS	10	3	6	7	21	1	1	9	5	14	8	2	5	92
<b>COMMISSIONER of AGRICULTURE</b>														
<b>(Democrat)</b>														
Robert Haley CONWAY	18	11	13	10	30	10	8	14	14	29	10	11	12	190
Joe TRIGG	12	6	6	6	26	5	2	5	3	16	9	3	9	108
Page 13														

	E101	E103	E104	E105	E107	E108	E109	E110	E111	E112	5th District SubTotal
	Burnside City 36	Burnside County 36A	East Burnside County 36E	Bourbon West 10W	West Burnside Co 36W	Gamblin 37	Bronston North 38	Som 5D Neighborhood	Bronston South 38	Sloans Valley 39	
<b>Governor &amp; Lieutenant Governor</b>											
<b>(Democrat)</b>											
Rocky ADKINS Stephanie HORNE	7	28	10	20	2	18	8	4	33	4	134
Andy BESHEAR Jacqueline COLEMAN	12	20	14	20	6	16	6	13	26	6	139
Adam H. EDELEN Gill HOLLAND	11	14	11	13	4	15	10	8	15	3	104
Geoffrey M. "Geoff YOUNG Joshua N. "Josh" FRENCH	0	0	0	0	0	1	0	0	0	0	1
<b>SECRETARY of STATE</b>											
<b>(Democrat)</b>											
Jason S. BELCHER	2	9	7	8	3	4	3	3	10	3	52
Jason GRIFFITH	3	4	4	11	0	10	7	5	12	3	59
Heather French HENRY	22	44	24	31	8	32	11	15	46	7	240
Geoff SEBESTA	0	3	0	2	0	1	0	1	0	0	7
<b>AUDITOR of PUBLIC ACCOUNTS</b>											
<b>(Democrat)</b>											
Kelsey Hayes COOTS	9	22	13	11	1	19	9	7	22	6	119
Drew CURTIS	5	5	3	5	1	5	2	4	6	1	37
Sheri DONAHUE	11	23	13	23	7	14	10	10	29	4	144
Chris TOBE	0	3	6	8	2	5	2	2	8	1	37
<b>STATE TREASURER</b>											
<b>(Democrat)</b>											
Michael BOWMAN	20	36	23	28	7	28	18	16	45	9	230
Josh MERS	4	15	11	16	4	10	3	6	17	3	89
<b>COMMISSIONER of AGRICULTURE</b>											
<b>(Democrat)</b>											
Robert Haley CONWAY	19	37	24	29	7	26	12	14	41	11	220
Joe TRIGG	7	19	12	18	4	17	10	9	26	2	124
Page 14											

	Absentee-Total	1st District SubTotal	2nd District SubTotal	3rd District SubTotal	4th District SubTotal	5th District SubTotal	Pulaski County Total
<b>Governor &amp; Lieutenant Governor</b>							
<b>(Democrat)</b>							
Rocky ADKINS Stephanie HORNE	60	194	121	184	130	134	823
Andy BESHEAR Jacqueline COLEMAN	52	118	105	153	116	139	683
Adam H. EDELEN Gill HOLLAND	22	80	98	108	93	104	505
Geoffrey M. "Geoff YOUNG Joshua N. "Josh" FRENCH	0	6	9	3	4	1	23
<b>SECRETARY of STATE</b>							
<b>(Democrat)</b>							
Jason S. BELCHER	19	59	34	55	49	52	268
Jason GRIFFITH	17	38	43	40	45	59	242
Heather French HENRY	86	259	225	305	221	240	1,336
Geoff SEBESTA	3	5	8	9	11	7	43
<b>AUDITOR of PUBLIC ACCOUNTS</b>							
<b>(Democrat)</b>							
Kelsey Hayes COOTS	28	125	100	142	102	119	616
Drew CURTIS	20	37	36	58	41	37	229
Sheri DONAHUE	46	125	96	128	114	144	653
Chris TOBE	20	44	48	48	40	37	237
<b>STATE TREASURER</b>							
<b>(Democrat)</b>							
Michael BOWMAN	76	224	185	269	196	230	1,180
Josh MERS	32	91	79	107	92	89	490
<b>COMMISSIONER of AGRICULTURE</b>							
<b>(Democrat)</b>							
Robert Haley CONWAY	76	220	154	248	190	220	1,108
Joe TRIGG	32	110	123	131	108	124	628
Page 15							

**Cumulative Report — Unofficial**  
**PRIMARY ELECTION HELD ON — OFFICIAL BALLOT FOR PULASKI COUNTY — May 21, 2019**

Page 1 of 2

05/21/2019 07:43 PM

Total Number of Voters : 10,082 of 0 = 0.00%

Precincts Reporting 57 of 57 = 100.00%

Party	Candidate	Early		Election		Total	
<b>GOVERNOR and LIEUTENANT GOVERNOR, Vote For 1</b>							
	Matthew G. BEVIN Ralph A. ALVARADO	0	0.00%	3,805	47.62%	3,805	47.62%
	Robert GOFORTH Michael T. HOGAN	0	0.00%	3,895	48.75%	3,895	48.75%
	Ike LAWRENCE James Anthony ROSE	0	0.00%	128	1.60%	128	1.60%
	William E. WOODS Justin B. MILLER	0	0.00%	162	2.03%	162	2.03%
<b>Cast Votes:</b>		0	0.00%	7,990	99.42%	7,990	99.42%
<b>SECRETARY of STATE, Vote For 1</b>							
	Michael G. ADAMS	0	0.00%	3,523	50.38%	3,523	50.38%
	Andrew ENGLISH	0	0.00%	1,624	23.22%	1,624	23.22%
	Stephen L. KNIPPER	0	0.00%	1,134	16.22%	1,134	16.22%
	Carl NETT	0	0.00%	712	10.18%	712	10.18%
<b>Cast Votes:</b>		0	0.00%	6,993	87.01%	6,993	87.01%
<b>ATTORNEY GENERAL, Vote For 1</b>							
	Daniel CAMERON	0	0.00%	4,553	61.64%	4,553	61.64%
	Wil SCHRODER	0	0.00%	2,833	38.36%	2,833	38.36%
<b>Cast Votes:</b>		0	0.00%	7,386	91.90%	7,386	91.90%
<b>COMMISSIONER of AGRICULTURE, Vote For 1</b>							
	Bill POLYNIK	0	0.00%	1,410	19.39%	1,410	19.39%
	Ryan F. QUARLES	0	0.00%	5,861	80.61%	5,861	80.61%
<b>Cast Votes:</b>		0	0.00%	7,271	90.47%	7,271	90.47%
<b>GOVERNOR and LIEUTENANT GOVERNOR, Vote For 1</b>							
	Rocky ADKINS Stephanie HORNE	0	0.00%	823	40.46%	823	40.46%
	Andy BESHEAR Jacqueline COLEMAN	0	0.00%	683	33.58%	683	33.58%
	Adam H. EDELEN Gill HOLLAND	0	0.00%	505	24.83%	505	24.83%
	Geoffrey M."Geoff" YOUNG Joshua N. "Josh" FRENCH	0	0.00%	23	1.13%	23	1.13%
<b>Cast Votes:</b>		0	0.00%	2,034	99.46%	2,034	99.46%
<b>SECRETARY of STATE, Vote For 1</b>							
	Jason S. BELCHER	0	0.00%	268	14.19%	268	14.19%
	Jason GRIFFITH	0	0.00%	242	12.81%	242	12.81%
	Heather French HENRY	0	0.00%	1,336	70.73%	1,336	70.73%
	Geoff SEBESTA	0	0.00%	43	2.28%	43	2.28%
<b>Cast Votes:</b>		0	0.00%	1,889	92.37%	1,889	92.37%

**Cumulative Report — Unofficial**  
**PRIMARY ELECTION HELD ON — OFFICIAL BALLOT FOR PULASKI COUNTY — May 21, 2019**

Page 2 of 2

05/21/2019 07:43 PM

Total Number of Voters : 10,082 of 0 = 0.00%

Precincts Reporting 57 of 57 = 100.00%

Party	Candidate	Early		Election		Total	
<b>AUDITOR of PUBLIC ACCOUNTS, Vote For 1</b>							
	Kelsey Hayes COOTS	0	0.00%	616	35.50%	616	35.50%
	Drew CURTIS	0	0.00%	229	13.20%	229	13.20%
	Sheri DONAHUE	0	0.00%	653	37.64%	653	37.64%
	Chris TOBE	0	0.00%	237	13.66%	237	13.66%
<b>Cast Votes:</b>		0	0.00%	1,735	84.84%	1,735	84.84%
<b>STATE TREASURER, Vote For 1</b>							
	Michael BOWMAN	0	0.00%	1,180	70.66%	1,180	70.66%
	Josh MERS	0	0.00%	490	29.34%	490	29.34%
<b>Cast Votes:</b>		0	0.00%	1,670	81.66%	1,670	81.66%
<b>COMMISSIONER of AGRICULTURE, Vote For 1</b>							
	Robert Haley CONWAY	0	0.00%	1,108	63.82%	1,108	63.82%
	Joe TRIGG	0	0.00%	628	36.18%	628	36.18%
<b>Cast Votes:</b>		0	0.00%	1,736	84.89%	1,736	84.89%


## 2019 Pulaski County Primary Election Results

Index	2
Certificate	3
Governor & Lieutenant Governor (Republican)	4-9
Secretary of State (Republican)	4-9
Attorney General (Republican)	4-9
Commissioner of Agriculture (Republican)	4-9
Governor & Lieutenant Governor (Democrat)	10-15
Secretary of State (Democrat)	10-15
Auditor of Public Accounts (Democrat)	10-15
State Treasurer (Democrat)	10-15
Commissioner of Agriculture (Democrat)	10-15
Cumulative Report	16-17


# Official Certification

## Pulaski County


We, The Undersigned, Do hereby Certify That  
The Attached Election Results Are Accurate And  
Complete For The Primary Election Held On  
May 21, 2019




Linda Burnett, County Clerk



Greg W. Speck, Sheriff



Richard Barker, Republican



Rodney W. Casada, Democrat



Pulaski County  
2019 Primary Election  
Results  
May 21, 2019